

JUDICIAL ADMINISTRATION IN THE COURTS

STATE OF WASHINGTON

1977

477789

WASHINGTON: A STATE OF ISLANDS AND FERRIES

The front cover pictures a ferry cruising through the state's over 170 San Juan Islands on a daily run between Anacortes, Washington and Sidney, B.C., Canada.

(Photo furnished by the Washington State Travel Office)

PHILLIP B. WINBERRY
Administrator for the Courts

Staff of the Office of the Administrator for the Courts

HERLUF F. ANDERSEN Design Services Administrator	ALLAN "BUZZ" HETTINGER Lead Systems Analyst/Programmer
KENNETH D. ASHCRAFT Software Administrator	MOLLY HILSINGER Sr. Training Specialist
ESTHER L. BAUMAN Judicial Education Officer	MARK JOHNSON Project Manager
THERESA A. BENEK Legal Secretary	CAROL SCOTT KING Lead Systems Analyst/Programmer
KAREN L. BISHOP Receptionist/Accounting Ass't. II	JAMES R. LARSEN Director, Planning & Operations
SCOTT BISHOP Systems Analyst/Programmer	KAYE LITTLE Legal Secretary
CATHERINE A. BULLOCK Project Leader	HOANG AN MAI Systems Analyst/Programmer
MONICA E. COLES D.P. Secretary/Receptionist	AL OSMANSKI Sr. Systems Analyst/Programmer
MELODI S. COTTONGIM Training Specialist	VERN PFLUGRAD Controller
SUSAN L. CURTRIGHT Administrative Assistant	CONSTANCE S. PORTER Judicial Information Specialist
WARREN C. DAWES Project Manager	DONNA MELL PORTNOFF Secretary
MARTHA DELANEY Secretary	GORDON SANEK Sr. Systems Analyst/Programmer
WES DIVAN Systems Analyst/Programmer	DANIEL J. SAWKA Systems Analyst/Programmer
SHIRLEY A. ERICSSON Data Processing Secretary	DAVID SCHAUB Software Analyst/Programmer
CHER FOERSTER Planner	JAMES W. SHOFNER Planner
BRUCE FREELAND Director, Research & Statistics	DALE R. SOOST Sr. Systems Analyst/Programmer
ESTHER GARNER Administrative Assistant	HANS C. STOKER Systems Analyst/Programmer
JEAN GOBER Secretary	ROBIN H. TRENBEATH Director, Information Systems Division
JAMES HANNA Project Leader	O.F. (Fred) Van Jepmond Ass't Director, Information Systems Div.
DOUGLAS HART Data Base Analyst/Programmer	SARA A. WASSENAAR Magistrate Court Coordinator
MARGARET HEINSELMAN Accounting Clerk	JAMES WEBER Sr. Systems Analyst/Programmer
ROBIN A. HERREN Systems Analyst/Programmer	

Editor: Esther L. Bauman
Statistical Editor: Bruce Freeland
Layout typing : Shirley Ericsson, Jean Gober



ADMINISTRATOR FOR THE COURTS

STATE OF WASHINGTON

SUPREME COURT

TEMPLE OF JUSTICE

OLYMPIA, WASHINGTON 98504

PHILLIP B. WINBERRY
ADMINISTRATOR

TELEPHONE
(206) 753-5780

TO: The Honorable Chief Justice
and Associate Justices of the
Supreme Court of Washington

and

The Honorable Members of the
Judicial Council of the State
of Washington:

NCJRS

JUN 1 1978

ACQUISITIONS


In accordance with Subsection 10, Section 10, Chapter 259, Laws of 1957, I have the honor to submit herewith the 21st Annual Report of the Office of the Administrator for the Courts for the State of Washington.

The administrative office gratefully acknowledges the continued support of the Supreme Court and the Judicial Council; the cooperation of the Superior Court Judges' Association, the Washington State Magistrates' Association, and the Washington State Bar Association. Recognition is also given to the administrators, county clerks, and court clerks for their assistance and cooperation in compiling and preparing this report.

Respectfully submitted,

ADMINISTRATOR FOR THE COURTS

Phillip B. Winberry
Phillip B. Winberry
Administrator



CONTENTS

COST OF THE JUDICIAL SYSTEM	
Expenditures by the State	1
Expenditures by Local Governments	2
Revenue from Court Operations	3
THE COURTS OF WASHINGTON	
Supreme Court	5
Court of Appeals	9
Superior Courts	15
The Courts of Limited Jurisdiction	22
District and Justice Courts	23
Municipal Courts	27
Statistical Tables on Court Activity	
Supreme Court	30
Court of Appeals	32
Superior Courts	35
District and Justice Courts	45
Municipal Courts	58
JUDICIAL ADMINISTRATIVE COMMITTEES INSTITUTIONS AND ORGANIZATIONS	
Board on Judicial Training Standards and Education	67
Court Planning Council	69
Judicial Information Systems Committee	71
Judicial Council	73
Washington Judicial Conference	75
Support Organizations	75
REPORT OF THE ADMINISTRATOR FOR THE COURTS	
Research and Statistics Division	77
Information Systems Division	78
Planning and Operations Division	79
Court Services Division	81
Fiscal Administration	83
LEGISLATION AFFECTING THE COURTS	
Legislation Enacted Into Law	85
Unsuccessful Legislation	89
THE JUDGES OF THE COURTS OF WASHINGTON	
Supreme Court	93
Court of Appeals	93
Superior Courts	95
Courts of Limited Jurisdiction	99
County Clerks	108

INDEX TO TABLES AND CHARTS

COST OF THE JUDICIAL SYSTEM

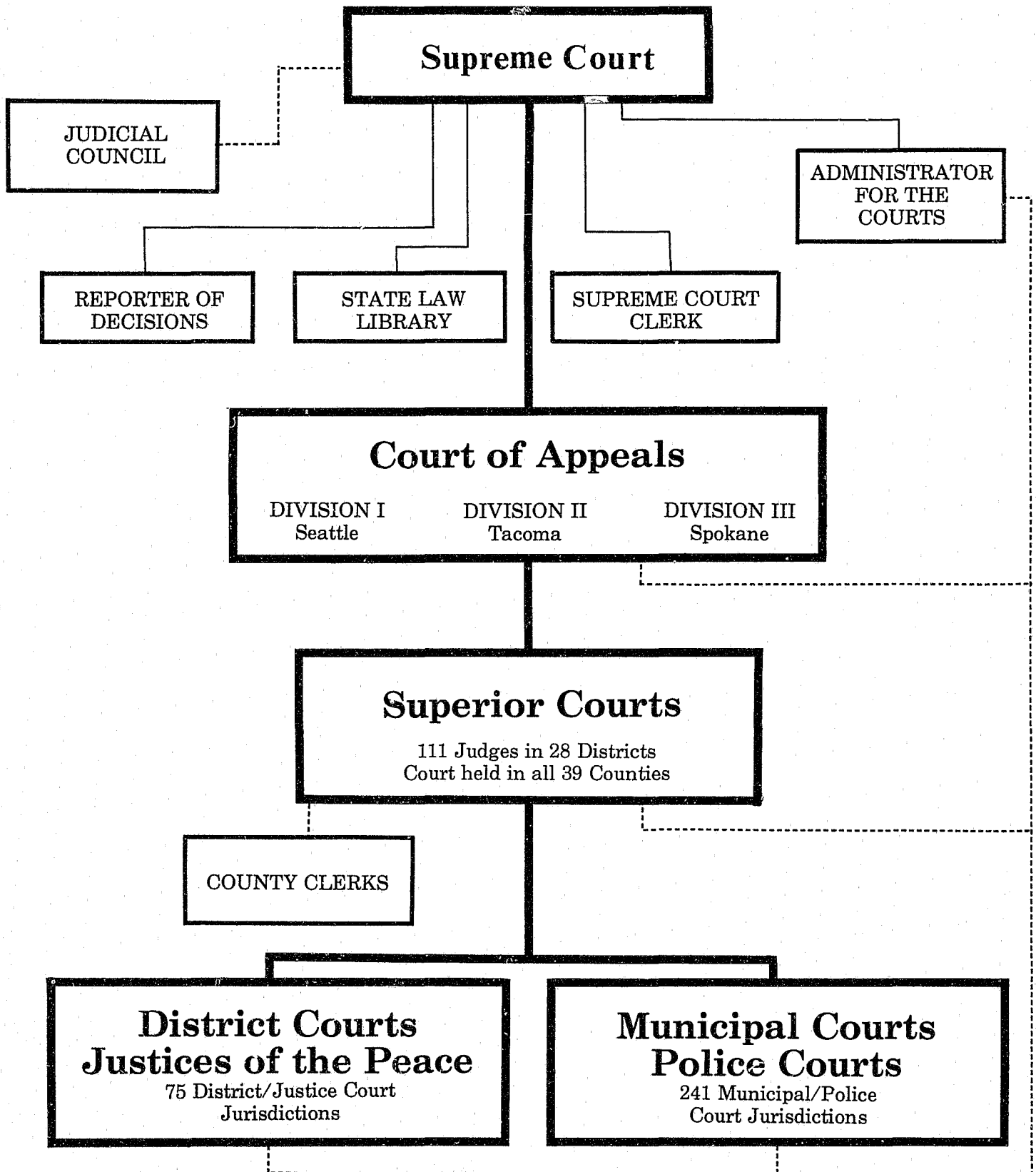
State Expenditures by Program Area (Chart)	1
Expenditures by Local Government (Chart)	1
Expenditures by State Government	1
Expenditures by Local Government	2
Court Revenue	3

THE COURTS OF WASHINGTON

Supreme Court Filings, 1977 and 1976	6
Supreme Court Filings: 1971-1977 (Chart)	7
Supreme Court Filings vs. Dispositions (Chart)	7
Supreme Court Cases Pending: 1971-1977 (Chart)	7
Supreme Court Distribution of Filings (Chart)	8
Supreme Court Dispositions, 1977 and 1976	8
Supreme Court Cases Pending by Type, 1977 and 1976	8
Supreme Court Cases Pending by Status, 1977 and 1976	9
Supreme Court Median Time to Process Appeals	9
Court of Appeals Filings, 1977 and 1976	10
Court of Appeals Distribution of Filings (Chart)	11
Court of Appeals Dispositions, 1977 and 1976	11
Court of Appeals Filings, 1971-1977 (Chart)	12
Court of Appeals Filings vs. Dispositions (Chart)	12
Court of Appeals Cases Pending: 1971-1977 (Chart)	12
Court of Appeals Cases Pending by Type, 1977 and 1976	13
Court of Appeals Cases Pending by Status, 1977 and 1976	13
Court of Appeals Median Time to Process Appeals	14
Superior Court Filings, 1977 and 1976	16
Superior Court Dispositions, 1977 and 1976	17
Superior Court Trials, 1977 and 1976	17
Superior Court Weighted Caseload Values	18
Superior Court Filings, 1971-1977 (Chart)	19
Superior Court Judicial Workload (Chart)	19
Superior Court Judicial Workload: 1977 Filings and Weighted Caseload (Chart)	20
Superior Court Judicial Workload Indicators: 1977 and 1976	21
Superior Court Judicial Assistance, 1977 and 1976	21
District Court Filings, 1977 and 1976	23
District Court Distribution of Filings (Chart)	23
District Court Bail Forfeitures, 1977 and 1976	24
Selected District Court Proceedings, 1977 and 1976	24
Total District Court Workload for 1977	25
District Court Filings, 1971-1977 (Chart)	26
Courts of Limited Jurisdiction, 1977 Caseload (Chart)	26
Municipal Court Filings, 1971-1977 (Chart)	26
Municipal Court Distribution of Filings (Chart)	27
Municipal Court Filings, 1977 and 1976	27
Municipal Court Bail Forfeitures, 1977 and 1976	27

Selected Municipal Court Proceedings, 1977 and 1976	28
Statistics on the Business Transacted by the Courts	29
JUDICIAL ADMINISTRATIVE COMMITTEES	
INSTITUTIONS AND ORGANIZATIONS	
Judicial Information System (Chart)	72
THE JUDGES OF THE COURTS OF WASHINGTON	
Court of Appeals of Washington (Map)	93
Superior Courts of Washington (Map)	94

THE JUDICIAL SYSTEM OF THE STATE OF WASHINGTON

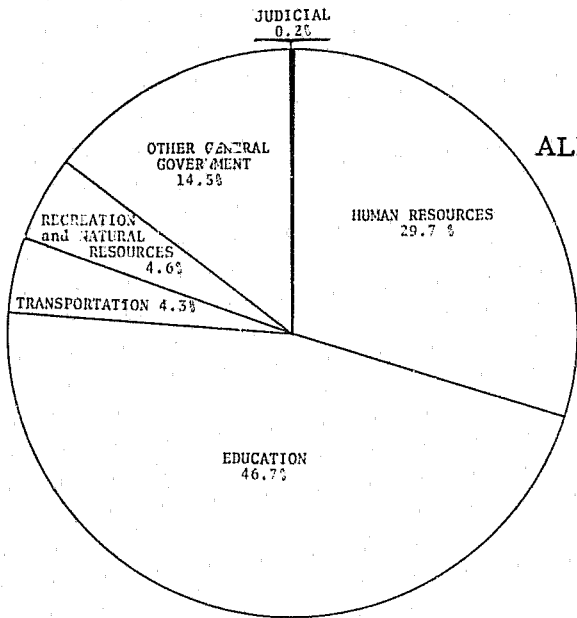






COST OF THE JUDICIAL SYSTEM

**STATE EXPENDITURES
ALL BUDGETED FUNDS BY PROGRAM AREA
1975 - 77 Biennium**



Program Area	Expenditures
JUDICIAL.....	\$ 12.3 million
OTHER GENERAL GOVERNMENT*.....	835.3 million
RECREATION and NATURAL RESOURCES	265.1 million
TRANSPORTATION.....	246.9 million
HUMAN RESOURCES.....	1,710.3 million
EDUCATION.....	2,688.1 million
TOTAL EXPENDITURES.....	\$5,758.0 million

* Includes Reserve for Supplemental Expenditures of \$892,000.

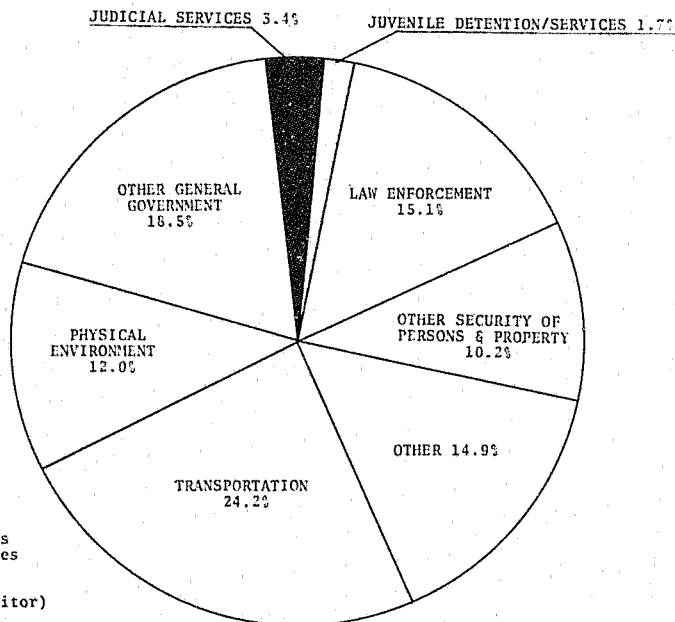
(Source of Statistics: Office of Financial Mgmt.)

**EXPENDITURES BY
LOCAL GOVERNMENT
(Estimated)
Calendar Year 1976**


Program Area	Estimated Expenditures*
JUDICIAL SERVICES.....	\$ 29.9 million
JUVENILE DETENTION/SERVICES.....	16.9 million
OTHER GENERAL GOVERNMENT.....	151.2 million
LAW ENFORCEMENT.....	124.2 million
OTHER SECURITY OF PERSONS AND PROPERTY.....	83.7 million
PHYSICAL ENVIRONMENT.....	98.1 million
TRANSPORTATION.....	198.4 million
OTHER.....	122.3 million
TOTAL EXPENDITURES.....	\$824.7 million

* Estimates based on distribution of expenditures for 1974 and 1975 and also on total expenditures as reported for 1976.

(Source of Statistics: BARS, Office of State Auditor)







COST OF THE JUDICIARY

Washington's courts are financed through funds appropriated by the state and local governments. The following analysis distinguishes between state expenditures for the judicial system and those of the cities and counties. State fiscal activities are based on a biennium consisting of two consecutive fiscal years. Fiscal operations of the cities and counties are based on the calendar year.

EXPENDITURES BY THE STATE

Court operations funded directly by the state include the Supreme Court, the Court of Appeals, superior court judges (one-half of salaries), the State Law Library, the Office of the Administrator for the Courts and the Judicial Council.

Expenditures by the state for judicial operations during fiscal year 1976-1977 totaled \$6.6 million, an increase of \$273,000 or 8.9 percent over the previous fiscal year. The increase indicates that

many encumbrances made in the first half of the biennium were paid in the second.

In the 1975-77 biennium, state expenditures from all budgeted funds amounted to \$5,758.0 million, 29.8 percent more than the previous two year period. State expenditures for the judiciary during the 1975-77 biennium were \$12.6 million, only two-tenths of one percent of the total cost of state government.

EXPENDITURES FOR JUDICIAL SERVICES BY STATE GOVERNMENT Fiscal Years 1976-77 and 1975-76

	FY 1976-77	FY 1975-76
Supreme Court	\$1,703,000	\$1,420,000
Court of Appeals	1,506,000	1,328,000
Superior Court Judges	2,181,000	2,144,000
State Law Library	36,000	401,000
Administrator for the Courts	398,000	351,000
Judicial Council	77,000	75,000
Judges' Retirement Fund	<u>268,000</u>	<u>311,000</u>
	\$6,569,000	\$6,030,000

LOCAL GOVERNMENT EXPENDITURES

Local governments finance the major portion of the state's judicial system including the cost of court administration, grand juries, local law libraries, facilities, civil process services, and petit jury and witness expenses.

With the exception of one-half the salaries of superior court judges, the operations of the superior courts, district courts and justice courts are funded by the counties. Many district courts have municipal court departments and receive a portion of their operating costs from the cities. Municipal courts are funded by the cities they serve.

In 1976, the cities and counties of Washington expended almost \$29.9 million for

judicial services. Although the expenditures were 21.8 percent more than the previous year, they were only 15.1 percent larger than in 1974.

An additional \$16.9 million and \$2.2 million were spent for juvenile detention/services and for adult probation/parole services, respectively. Such court related operations were administered by executive branch agencies.

The cost of court operations is small when compared to the other county and city expenditures. The \$29.9 million expended on judicial operations by local government represents only 3.6 percent of the almost \$824.7 million spent by the cities and counties of Washington in 1976.

EXPENDITURES FOR JUDICIAL SERVICES BY LOCAL GOVERNMENT

Calendar Years 1976 and 1975

	1976	1975
Expenditures for Judicial Services by COUNTIES	\$24.7 million	\$19.8 million
Expenditures for Judicial Services by CITIES	5.2 million	4.7 million
Total Expenditures for Judicial Services by LOCAL GOVERNMENT	\$29.9 million	\$24.5 million
Total Expenditures by Local Gov't	\$824.7 million	\$789.0 million
Percent Expended for Judicial Services	3.6%	3.1%

REVENUE FROM COURT OPERATIONS

The role of the judiciary is not to produce a profit or to act as a revenue producing agency. However, revenue is generated by the courts in two areas: (1) filing fees for cases and documents filed with the courts; and (2) fines and bail forfeitures from persons convicted of crimes or traffic violations.

During 1976 the municipal, district and superior courts of Washington generated more than \$32.4 million in revenue. In addition, the Supreme Court and the Court of Appeals received up to an estimated \$75,000 in filing fees during the 1975-77 biennium.

Since court revenues are distributed among the cities, the counties and the state, many agencies receive benefits. For example, during the 1975-77 biennium, the Traffic Safety Education Fund received \$10.4 million, the Highway Safety Fund received \$2.0 million, and the State Game Fund received over \$220,000 from fines and forfeitures paid in the courts. Although most of the court revenue is used by the cities and counties to defray the cost of operating the courts, the final distribution has not yet been established. The funds generated by the courts in 1976 were, again, well in excess of the cost to local government for judicial services.

COURT REVENUE

Calendar Years 1976 and 1975

	1976	1975
Superior Courts	\$ 3.2 million*	\$ 3.0 million*
District/Justice Courts	13.8 million	12.9 million
Municipal Courts	<u>15.4 million**</u>	<u>13.3 million**</u>
	\$32.4 million	\$29.2 million

* Estimated from filings; does not include revenue from fines and forfeitures.

** Includes revenue from parking citations.



COURTS OF WASHINGTON

THE COURTS OF WASHINGTON

Supreme Court

STATE COURT OF FINAL RESORT

9 Justices

General appellate jurisdiction:

-direct appeals in cases involving state officials,
constitutionality of statutes, conflicting statutes
or issues of broad public importance

-review of less-than-unanimous decisions of
Court of Appeals

Promulgation of rules of procedure for all court levels

Court of Appeals

INTERMEDIATE APPELLATE COURT

16 Judges - 3 Divisions

General Appellate Jurisdiction (majority of state's appeals)

Superior Court

TRIAL COURTS OF RECORD

111 Judges - 28 Superior Court Districts

Unlimited jurisdiction in criminal and civil cases
Appeals de novo from Courts of Limited Jurisdiction

COURTS OF LIMITED JURISDICTION

District Courts


73 Courts - 38 Counties
Civil Jurisdiction limited
to \$1,000
Criminal Jurisdiction
limited to misdemeanors
Criminal penalties
limited to 6 months in
jail and/or \$500 fine

Municipal Courts Police Courts

241 Courts - All Counties
Jurisdiction limited to
cases involving violations
of municipal ordinances
Criminal penalties
limited to 6 months in
jail and/or \$500 fine

Justices of the Peace

2 JP's - 1 County
Criminal jurisdiction
limited to misdemeanors
Criminal penalties
limited to 30 days in
jail or \$100 fine





COURTS OF WASHINGTON

Article IV of the Washington State Constitution, as amended, establishes the judiciary as a separate but equal branch of government. In accordance with the Article, the courts of Washington are divided into four levels: The Supreme Court, the Court of Appeals, the superior courts, and the courts of limited jurisdiction. The following sections describe the organization, areas of authority or jurisdiction, and operations of each court level. Statistical tables on the activity of the courts during 1977 are on pages 30 - 63.

SUPREME COURT

GENERAL INFORMATION

The Supreme Court, the highest court in the state, determines cases, publishes opinions and promulgates rules of procedure for all courts. In addition, the Court has the administrative responsibility to equalize judicial workload, maintain training programs for the judiciary, and make final determinations in disciplinary matters involving attorneys.

The Supreme Court has original jurisdiction in writs of habeas corpus, quo warranto and mandamus with respect to state officers. It also has the authority to review decisions of lower courts, except in civil actions wherein the money or property value involved is less than \$200. However, section 4 of Article IV establishes that an action in equity and in cases involving the legality of a tax, impost, assessment, toll, municipal fine or the validity of a statute, the \$200 limitation is not applicable.

Direct appeal to the Supreme Court is permitted in those cases in which actions of state officials are involved; a trial court has ruled a statute or ordinance unconstitutional; conflicting statutes or rules of law are involved; or in proceedings involving issues of broad public import which require prompt and ultimate determination. The aggrieved party has a right to review by the Supreme Court when the Court of Appeals reverses a

superior court decision by less than a unanimous vote. In other cases, a review is discretionary.

The Supreme Court is composed of nine justices who are elected at large on a non-partisan ballot in even numbered years. In order to maintain the continuity of the Court, the six year terms of the justices are staggered. Eligibility for the office of justice of the Supreme Court is limited to persons who have been admitted to the practice of law in the state of Washington. Vacancies are filled by gubernatorial appointment, and the appointee holds the office until the next general election.

The Chief Justice, elected by the members of the Court for a two year term, is responsible for administrative details involved in the operation of the judicial system, including hearing all oral arguments on writs. He also serves as presiding officer of the Judicial Council and the Judicial Conference.

The Court sits as a whole to hear and dispose of cases argued on the appeal calendar and divides into two departments to determine motions affecting the merits of an appeal and, if unanimity is reached, to dispose of petitions for review.

The Supreme Court has an Appellate Screening Unit composed of a Commissioner and two research attorneys. The unit prepares screening memoranda for matters

coming before the Court. Included are Petitions for Review from the Court of Appeals, appeals initially filed in the Supreme Court, cases certified to the Court by the Court of Appeals and motions on appeals. Since the inception of the Appellate Screening Unit, the number of petitions heard per departmental conference of the Supreme Court has increased from eight to twelve.

The Commissioner also has the authority to determine those motions that are not required by rule to be decided by a department of the Court and to review writs which are submitted for decision without oral argument. Rulings must be in writing along with the reasons for the Commissioner's determination.

During the past year the Supreme Court studied and considered for adoption court rules proposed by members of the Bench and Bar or recommended by the Judicial Council. The Council's recommendations are detailed in the Twenty-sixth Annual Report of the Judicial Council of the State of Washington which can be obtained from the Judicial Council at 510 Condon Hall, University of Washington, Seattle, Washington, 98105.

The new Admission to Practice Rule 11 (APR 11), adopted by the Supreme Court on November 29, 1976, was implemented in 1977. All active members of the Washington State Bar Association are now required to take a yearly minimum of 15 credit hours of continuing legal education. Although judges cannot maintain active Bar status and, therefore, are not covered under APR 11, the Supreme Court and the Court of Appeals judges, as well as the membership of both the Washington State Superior Court Judges' Association and the Magistrates Association, have voted to voluntarily comply with the minimum education standards.

1977 SUPREME COURT ACTIVITY

Overview

For the second consecutive year, the workload of the Supreme Court has increased substantially. Filings in 1977 rose 8.3 percent over 1976 and 26.6 percent over 1975. Despite the fact that more matters were concluded in 1977 than in previous years, filings continued to exceed dispositions.

Due to an almost 25 percent growth in the Court's pending caseload, the amount of time required to process appeals increased. By the end of 1977, the median time from the filing of an appeal to an opinion was 18 months as compared to 12 months at the beginning of the year.

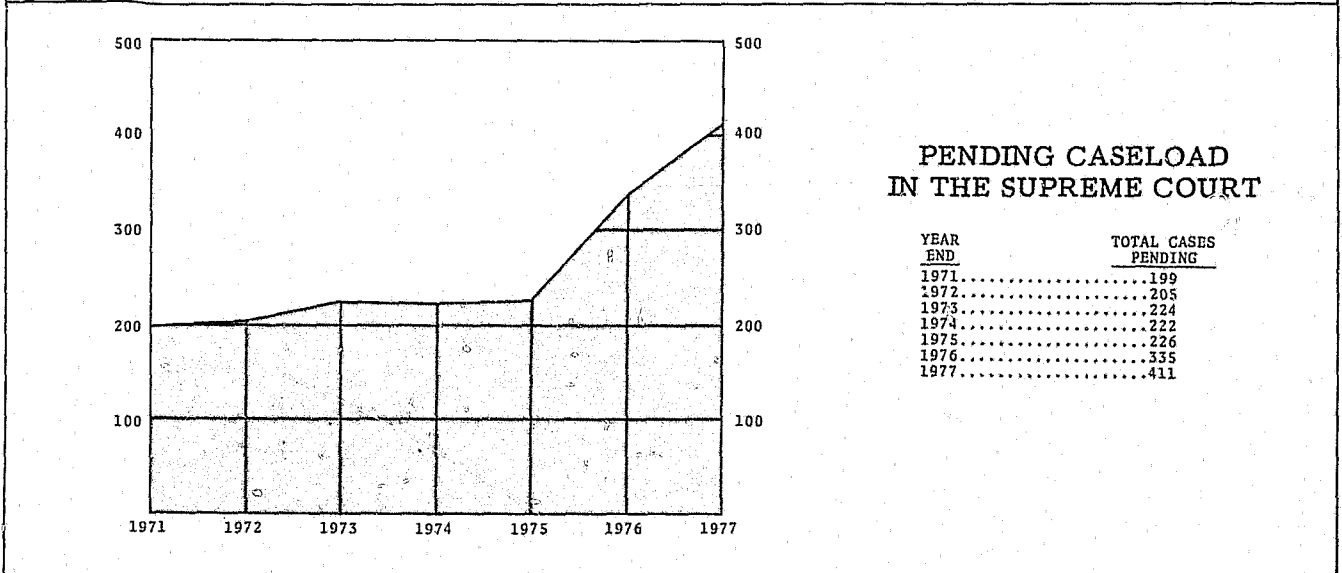
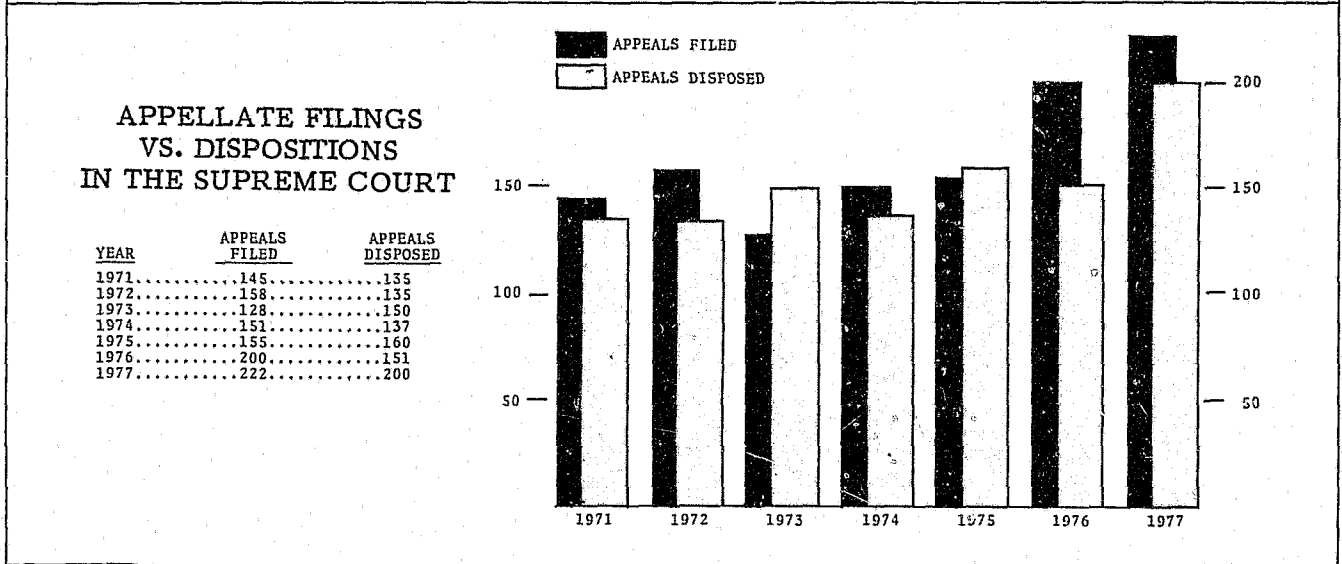
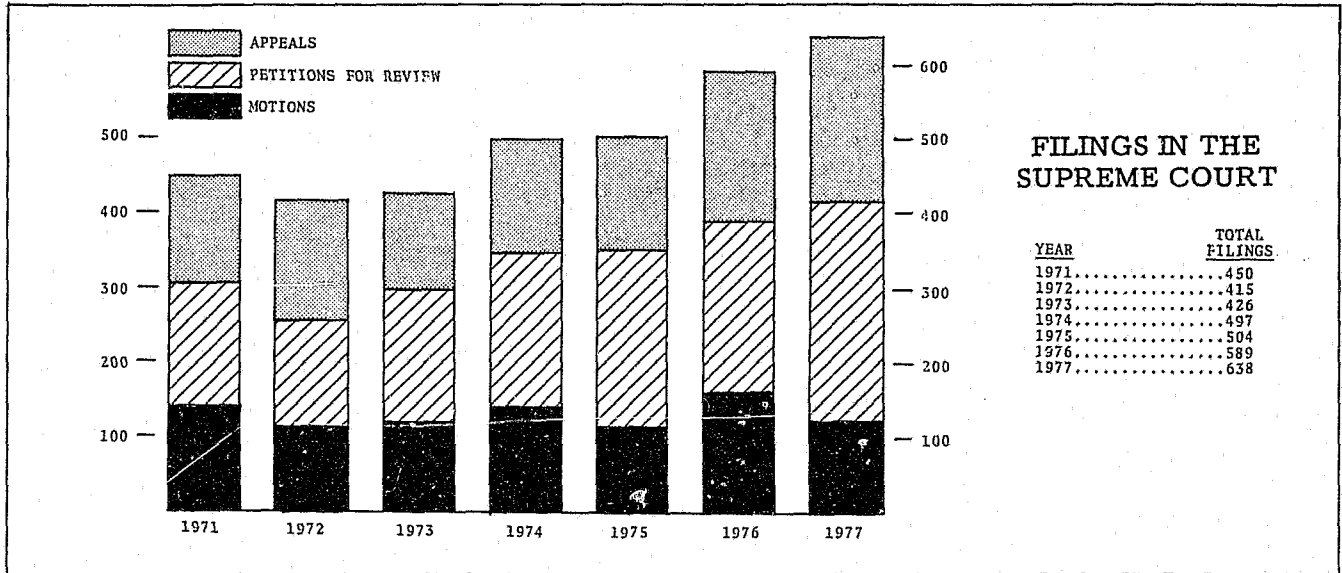
Filings

The Supreme Court had 638 filings, an increase of 49 matters (8.3 percent) over the previous year.

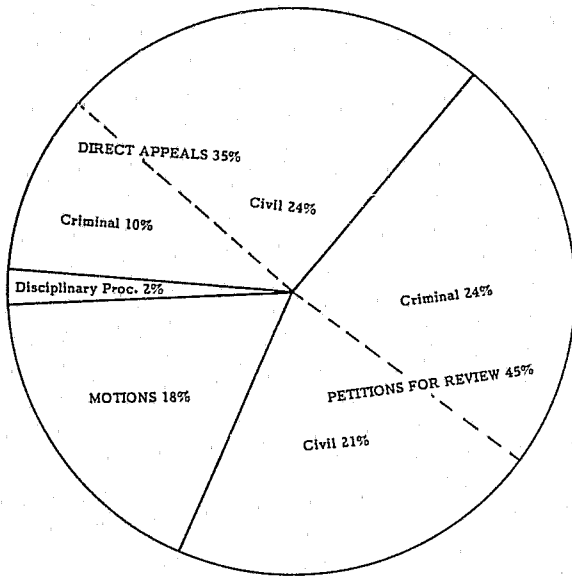
SUPREME COURT FILINGS 1977 and 1976

	1977	1976
Criminal Appeals	66	46
Civil Appeals	<u>156</u>	<u>154</u>
Total Appeals Filed	222	200
Criminal Pet. for Rev.	155	125
Civil Pet. for Rev.	<u>136</u>	<u>107</u>
Total Pet. for Rev.	291	232
Motions, Writs, etc.	114	152
Disciplinary Proc.	<u>11</u>	<u>5</u>
TOTAL MATTERS FILED	638	589

The increase in filings continued a six-year trend of rising caseloads in the Supreme Court. Total filings for 1977 were 49.8 percent higher than in 1973.



The number of motions and writs filed decreased to a level comparable to 1975 and prior. However, the number of appeals in 1977 was the highest since the creation of the Court of Appeals and 11.0 percent higher than in 1976. Petitions for review filed during 1977 were also 25.4 percent over those of the previous year.



DISTRIBUTION OF SUPREME COURT FILINGS

Dispositions

During 1977, the Supreme Court concluded 562 matters, 14.2 percent more than in 1976. The disposition of appeals and petitions for review increased 32.5 percent and 39.6 percent respectively.

Dispositions included 158 written opinions, 99 dismissals, 25 transfers to the Court of Appeals, and 281 denials (principally involving motions and petitions for reviews).

SUPREME COURT DISPOSITIONS
1977 and 1976

	1977	1976
Criminal Appeals	54	28
Civil Appeals	<u>146</u>	<u>123</u>
Total Appeals Disposed	200	151
Criminal Pet. for Rev.	148	90
Civil Pet. for Rev.	<u>113</u>	<u>97</u>
Total Petitions Disposed	261	187
Motions, Writs, etc.	95	148
Disciplinary Proc.	<u>6</u>	<u>6</u>
TOTAL MATTERS DISPOSED	562	492

Cases Pending

At the end of the year, the Supreme Court's 1977 caseload was 411 matters, the highest since the establishment of the Court of Appeals in 1969. The 22.7 percent increase is in all categories and matters handled by the court: appeals pending (up 11.1 percent), petitions for review (up 29.4 percent), motions/writs pending (up 59.4 percent).

SUPREME COURT CASES PENDING
December 31, 1977

	1977	1976
Criminal Appeals	56	44*
Civil Appeals	<u>164</u>	<u>154*</u>
Total Appeals Pending	220	198*
Criminal Pet. for Rev.	68	60*
Civil Pet. for Rev.	<u>64</u>	<u>42</u>
Total Petitions Pending	132	102*
Motions, Writs, etc.	51	32*
Disciplinary Proc.	<u>8</u>	<u>3</u>
TOTAL MATTERS PENDING	411	335

* Revised

More than one-fourth of those matters pending in the Supreme Court at the end of 1977 had been heard and an opinion or final order was either being written or filed. Almost two-thirds of the remaining cases had been set for hearing.

**SUPREME COURT CASES PENDING
December 31, 1977 and 1976**

	1977	1976
Opinion/Order Filed	11	*
Opinion/Order in Process	96	*
Set for Hearing	196	*
Ready for Setting	25	*
Not Ready	83	*
TOTAL MATTERS PENDING	411	335

* Information not available

Appellate Processing Time

As of December 1977, the median time required to process an appeal filed directly in the Supreme Court was 18 months compared to 12 months at the beginning of the year. However, the length of time between filing the notice of appeal and the opinion varied in individual cases from 7.5 months to 37 months.

**SUPREME COURT
MEDIAN TIME TO PROCESS APPEALS
FILED DIRECT IN SUPREME COURT
as of December, 1977**

Interval	Months
From filing of Notice of Appeal to date perfected (ready for setting)	6.5
From date perfected to date argued (heard)	4.0
From date argued (heard) to filing of opinion	7.5
Total median time from filing to date argued (heard)	10.5
Total median time from filing to date opinion filed	18.0

The above data includes only those appeals which were filed directly in the Supreme Court. The appeals which were filed originally in the Court of Appeals and were later certified or transferred to the Supreme Court required an average of five months more in processing. The median interval from the date perfected to the date argued for such appeals was 10 months (compared to four months for direct appeals).

COURT OF APPEALS

GENERAL INFORMATION

Most cases for which review is sought go initially to the Court of Appeals. The Court has general appellate jurisdiction in all actions except those described in the preceding section, which are appealable directly to the Supreme Court.

The Court is organized into three divisions. Division I, headquartered in Seattle, has six judges and Division II,

based in Tacoma, and Division III, located in Spokane, each have three judges. However, Chapter 49, Laws of 1977, 1st Ex. Sess., created four additional judgeships effective January 1, 1978. Division II and III will each have one new judge and Division I will have two.

RCW 2.06.040 specifies other cities in which the Court of Appeals may hold sessions when designated by court rule.

The Court of Appeals judges are elected on non-partisan ballots for a six year term. The terms are staggered so that four judges are elected every two years. Eligibility for the office is limited to persons who have been admitted to the practice of law in the State of Washington for at least five years prior to taking office and, at the time of appointment or initial election, have been residents of the districts for which their positions were created for at least one year. Vacancies are filled by gubernatorial appointment, and the appointee holds the office until the next general election.

A presiding chief judge is elected every year and has the responsibility for coordinating the administration of the three divisions within the Court. In addition, the judges of each division elect a chief judge for a two year term. The chief judge is responsible for the administrative details involved in the individual division's operation.

1977 COURT OF APPEALS ACTIVITY

Overview

The trend in appellate filings during the last ten years has exceeded expectations. In 1977, the caseload of the Court of Appeals increased over 12 percent. The number of appeals filed was 12.2 percent higher than the previous year and more than double that for 1971.

Since filings outnumbered dispositions, the Court's pending caseload increased by 18.9 percent. The addition of four new judges to the Court of Appeals as of January 1, 1978 is expected to have a significant impact on the Court's backlog and should enable the Court to better handle its increased caseload.

Filings

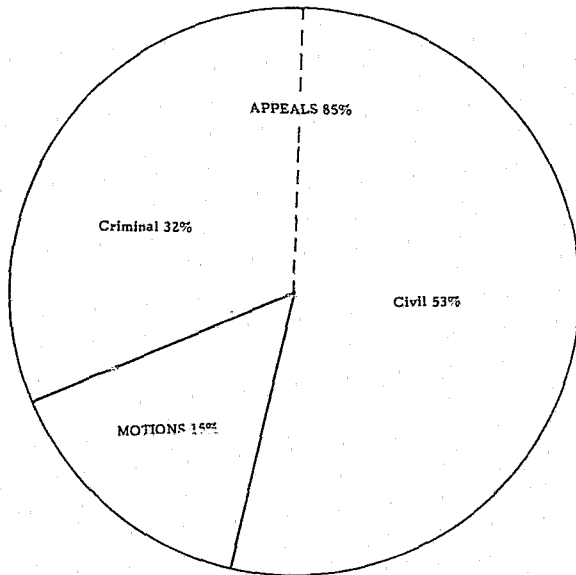
In 1977, 219 more matters were filed in the Court of Appeals than in the previous year. Both the number of appeals and the number of motions and writs filed increased over 12 percent.

COURT OF APPEALS FILINGS

1977 and 1976

	1977	1976
DIVISION I		
Appeals Filed	790	767
Motions/Writs Filed	<u>140</u>	<u>115</u>
TOTAL FILINGS	930	882
DIVISION II		
Appeals Filed	485	418
Motions/Writs Filed	<u>91</u>	<u>65</u>
TOTAL FILINGS	575	483
DIVISION III		
Appeals Filed	423	327
Motions/Writs Filed	<u>68</u>	<u>85</u>
TOTAL FILINGS	491	412
TOTAL COURT OF APPEALS		
Appeals Filed	1697	1512
Motions/Writs Filed	<u>299</u>	<u>265</u>
TOTAL FILINGS	1996	1777

Appeals comprised 85 percent of the 1977 filings in the Court of Appeals, two-thirds of which were civil appeals. The motions and writs were divided relatively equally between personal restraint petitions (including Writs of Habeas Corpus) and motions for discretionary review.



DISTRIBUTION OF COURT OF APPEALS FILINGS

Dispositions

Overall, the Court of Appeals in 1977 continued to dispose of cases at the high pace established in 1976. The slight decrease in dispositions from 1976 was due primarily to the fewer number of appeals which were transferred to the Supreme Court during the year.

COURT OF APPEALS DISPOSITIONS
1977 and 1976

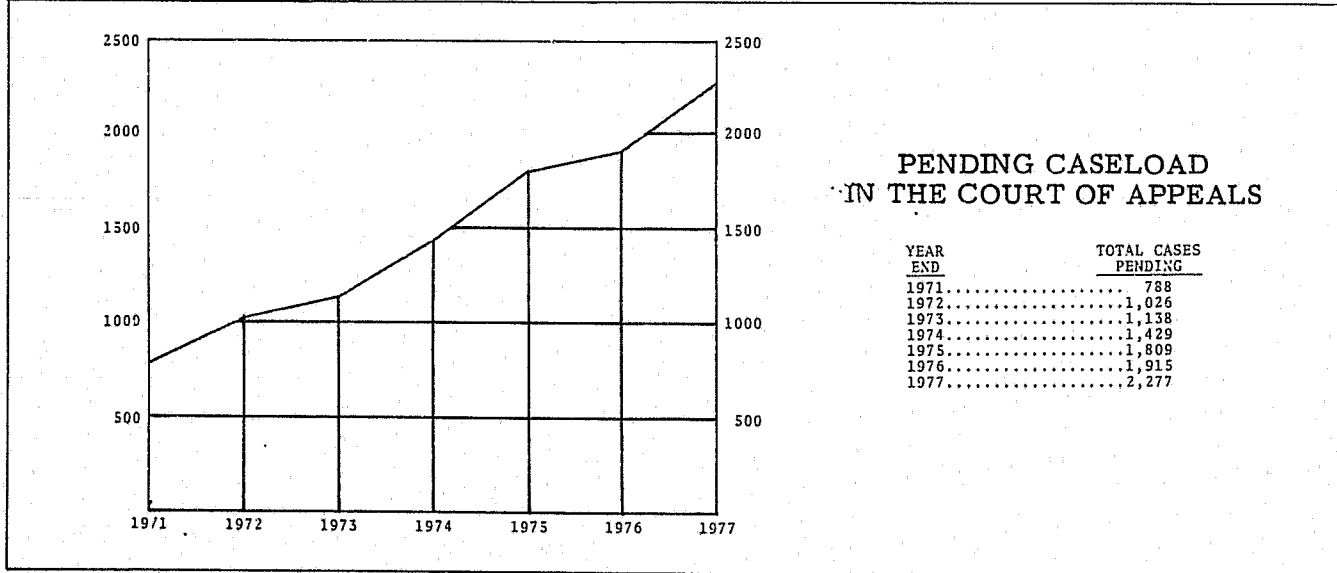
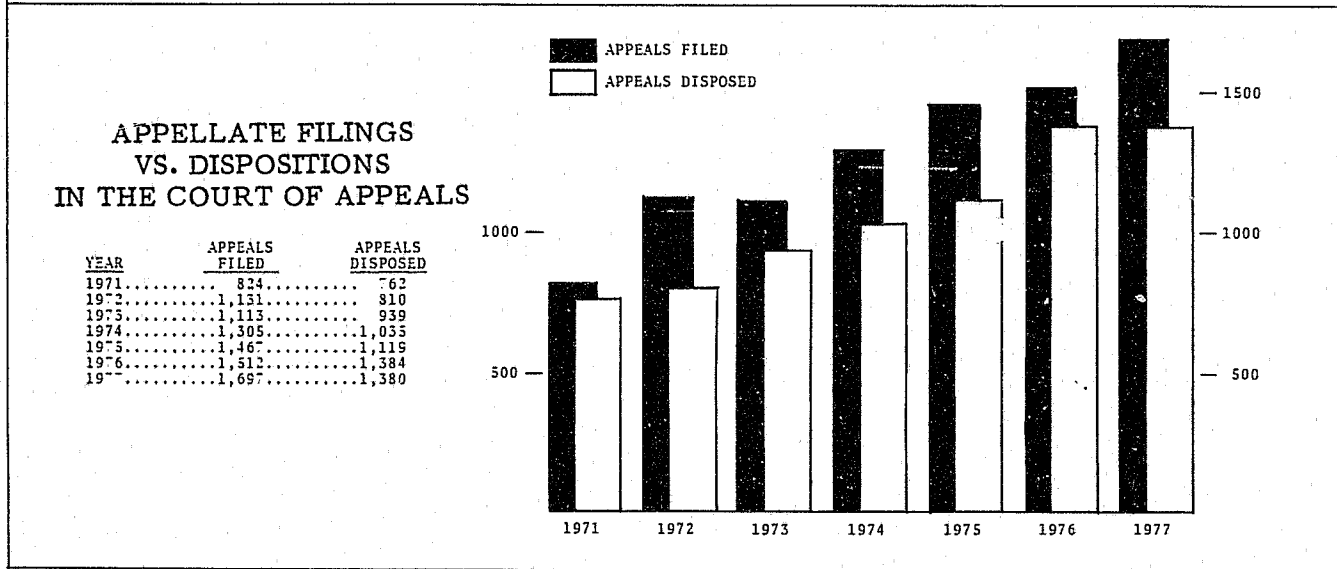
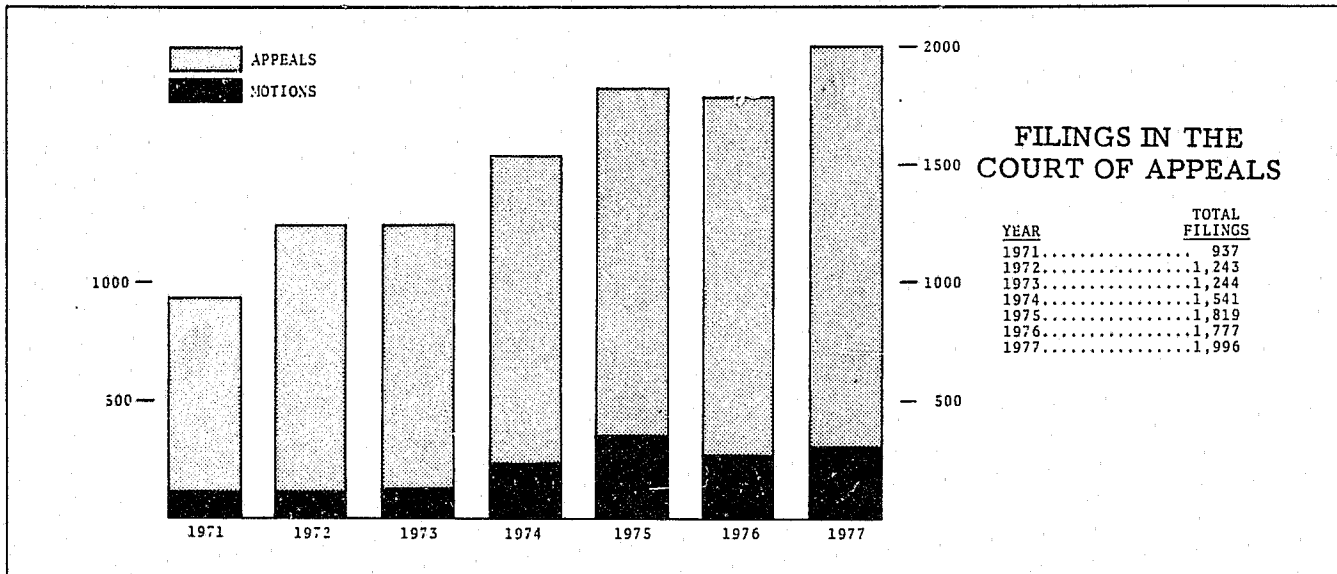
	1977	1976
DIVISION I		
Appeals Disposed	649	746
Motions/Writs Disposed	<u>112</u>	<u>111</u>
TOTAL DISPOSITIONS	761	857

DIVISION II		
Appeals Disposed	390	344
Motions/Writs Disposed	<u>73</u>	<u>80</u>
TOTAL DISPOSITIONS	463	424

DIVISION III		
Appeals Disposed	341	294
Motions/Writs Disposed	<u>69</u>	<u>95</u>
TOTAL DISPOSITIONS	410	389

TOTAL COURT OF APPEALS		
Appeals Disposed	1380	1384
Motions/Writs Disposed	<u>254</u>	<u>286</u>
TOTAL DISPOSITIONS	1634	1670

The Court's disposition rate has been increased by writing more unpublished opinions since 1975, when 60 percent of the Court of Appeals opinions were published. During 1977, 694 opinions were written by the judges of the Court of Appeals, of which 287 or 41.4 percent were published.



Cases Pending

Despite the high rate of case dispositions, intake has continued to exceed output. The increased "backlog" of the Court of Appeals is illustrated by the fact that 1,915 matters were pending at the beginning of 1977 compared to 2,277 matters pending at the end of the year, an increase of 18.9 percent.

COURT OF APPEALS CASES PENDING

December 31, 1977 and 1976

	1977	1976
DIVISION I		
Appeals Pending	1088	947
Motions/Writs Pending	<u>73</u>	<u>45</u>
TOTAL PENDING	1161	992

DIVISION II

Appeals Pending	614	520
Motions/Writs Pending	<u>29</u>	<u>11</u>
TOTAL PENDING	643	531

DIVISION III

Appeals Pending	456	374*
Motions/Writs Pending	<u>17</u>	<u>18*</u>
TOTAL PENDING	473	392*

TOTAL COURT OF APPEALS

Appeals Pending	2158	1841*
Motions/Writs Pending	<u>119</u>	<u>74*</u>
TOTAL PENDING	2277	1915*

*Revised

The increase in pending matters will affect the Court of Appeals workload in 1978. The one thousand cases, or more than sixty percent of the pending matters, which had not been set for hearing by December 31, 1977, will have a noticeable impact on the Court's operations. However, only an opinion or final order remained to be written or filed for the twenty percent of the pending matters which had been heard by the Court.

Four new judges have been added to the Court of Appeals as of January 2, 1978. This additional judicial manpower will help greatly to reduce the Court's "backlog" and to assist in bringing appellate matters to a conclusion more expeditiously.

COURT OF APPEALS CASES PENDING

December 31, 1977 and 1976

	1977	1976
Opinion/Order Filed	314	234
Opinion/Order in Process	145	127
Set for Hearing	372	298
Ready for Setting	446	334
Not Ready	<u>1000</u>	<u>923</u>
TOTAL PENDING	2277	1916

Appellate Processing Time

By the end of 1977, the median time required to process an appeal through the Court of Appeals was 15 months in Division III, 16 months in Division I and 17 months in Division II. The processing time for individual cases varied from six months to 33 months.

**COURT OF APPEALS
MEDIAN TIME TO PROCESS APPEALS
as of December, 1977**

Interval: Months

From filing of Notice of Appeal to date perfected (i.e. ready for setting)

Division I	5.0
Division II	7.4
Division III	6.0

From date perfected to date heard

Division I	7.0
Division II	8.0
Division III	7.0

From date heard to filing of opinion

Division I	4.0
Division II	2.0
Division III	2.0

Total median time from filing to date heard

Division I	12.0
Division II	15.4
Division III	13.0

Total median time from filing to date opinion filed

Division I	16.0
Division II	17.4
Division III	15.0

Until the Court is able to reduce the time for the average appeal to be heard from the date of filing to twelve months or less, the backlog of the Court will continue to grow.

Appellate Caseload

The number of filings reported by the Supreme Court and the Court of Appeals includes a number of matters which are transferred from one court to the other or between divisions of the Court of Appeals. Although these transferred cases result in a significant amount of work in each court or division they are transferred to or from, they tend to obscure the actual caseload of the appellate courts as a whole.

A more accurate picture of matters filed in the state's appellate courts can be obtained by deducting the transfers from filings. For instance, the number of appellate matters directly filed during 1977 in the Supreme Court and the Court of Appeals was 2,506, an amount more than 3.5 times that of the appellate filings in 1968.

	Appeals	Total Cases
1977	1,803	2,506
1976	1,569	2,218
1975	1,499	2,185
1974	1,367	1,923
.	.	.
1968	569	701

Increases in appellate filings are expected to continue.

SUPERIOR COURTS

GENERAL INFORMATION

The superior court is the state's only trial court of record. The court has unlimited jurisdiction, or authority, to hear all matters. Although courts of limited jurisdiction, such as district and municipal courts, can also hear cases involving traffic violations, misdemeanors, and civil actions in which the amounts in controversy are under \$1,000, superior courts have exclusive jurisdiction in probate and domestic relations matters. Appeals from courts of limited jurisdiction are heard de novo, or by trying the cases "anew" in the superior courts.

With the passage of Ch. 311, Laws of 1977, the number of superior court judges has increased to 111. Five judgeships in King County and one each in Benton-Franklin, Kitsap, Island-San Juan and Spokane judicial districts were effective November 1, 1977. A new judicial position in Pierce County Superior Court will be effective January 1, 1978.

In even numbered years coincident with the national presidential election, superior court judges are elected to a four year term by the people of the county or counties they serve. Eligibility for the position is limited to persons who have been admitted to the practice of law in the state. Gubernatorial appointees fill vacancies occurring during the term and the appointee holds office until the next general election.

Pursuant to the Constitution, the Legislature has divided Washington's 39 counties into 28 judicial districts. Court is held in each county at the county seat as frequently as is required by the volume and nature of judicial business in the county. Each judicial district has one or more

judges. However, to insure the efficient use of judicial resources, superior court judges may sit in districts other than their own on the invitation of the resident judge or judges, on order of the Governor, or on order of the Chief Justice of the Supreme Court.

SUPERIOR COURT ACTIVITY IN 1977

Overview

In 1977 the caseload of the state's superior courts increased for the twenty-first consecutive year. Filings totaled 127,965 cases, a 5.1 percent increase over 1976, with more juvenile than criminal matters filed. Civil and mental illness filings were also at a record high.

Likewise, judicial workloads expanded. The average number of filings per judge was 3.5 percent greater than in 1976 and, based on measures developed by the Washington Weighted Caseload Project (see Administrator for the Courts section), the average weighted caseload per judge rose 3.4 percent. Weighted data also indicated that at least eight superior courts need more judicial positions in addition to the ten legislated in 1977.

Despite the 2.4 percent increase in the number of civil, criminal and probate cases concluded in 1977, additional filings and jury trials have enlarged backlogs throughout the state. The trend is expected to continue. Projections indicate that superior court case filings will reach approximately 172,000 by 1982, averaging an annual rate of increase over 6.1 percent.

In 1977 an automated indexing component was introduced into the Superior Court Management Information System pilot site

at the Yakima County Superior Court. Given limited information, such as a litigant's name or the name of an involved attorney, cases can be easily located and identified. More statistical information relevant to other governmental units as well as the courts can now be gathered and compiled into the appropriate reports.

Filings

The 127,965 cases filed in superior courts during 1977 represented an increase of 6,154 filings or a 5.1 percent increase above 1976 and 11,460 cases more than were filed in 1975. Civil cases accounted for 62.5 percent of the total, with probate filings comprising 12.6 percent, juvenile filings 11.6 percent, criminal filings 11.1 percent, and mental illness matters 2.2 percent.

SUPERIOR COURT FILINGS
1977 - 1976

	1977	1976
Civil	80,026	75,317
Criminal	14,141	14,053
Probate	16,164	16,329
Juvenile	14,824	13,422
Mental Illness	<u>2,810</u>	<u>2,679</u>
TOTAL FILINGS	127,965	121,811

Continuing a ten year trend of increased civil filings, 80,026 civil cases were filed in superior courts in 1977. The number represents an increase of 4,709 or 6.3 percent more filings than in 1976 and a 51.9 percent increase over 1968. The largest category of civil filings was dissolutions (domestic relations) involving

32,995 case filings or 41.2 percent of all civil cases filed in 1977. Contract or commercial cases accounted for 19,779 or 24.7 percent compared to torts at 9.1 percent of the total. Domestic relations cases, other than dissolutions, showed the greatest year increase (+15.0 percent) followed by condemnation matters (+10.6 percent). Civil appeals from lower courts (down 0.6 percent), was the only civil category to show a decrease in filings.

For the first time since 1967, the rate of criminal filings tapered. In 1977, 14,141 criminal cases were filed, up only six-tenths of one percent over 1976. Appeals from lower courts comprised 24.1 percent of all criminal matters. Other major types of filings included burglary (13.7 percent) and liquor/narcotics (12.1 percent). The number of filings involving assault increased 18.8 percent over 1976; homicide filings were up 10.9 percent; and robbery filings increased 10.1 percent. Larceny filings decreased 39.4 percent and the filing of cases involving liquor and/or narcotics were down 11.6 percent.

Probate filings in 1977 decreased 153 cases, down 1.0 percent from 1976.

Juvenile filings increased at a greater rate than any other type of case. During the year, 14,824 juvenile matters were filed, up 10.4 percent from 1976. Juvenile filings, which have been increasing at an average annual rate of 16.0 percent since 1973, now exceed criminal filings.

The number of mental illness filings reported for 1977 was 4.9 percent more than in 1976. With 2,810 filings, the courts' mental illness caseload for the past three years is averaging a 4.3 percent increase.

Dispositions

More superior court cases were concluded in 1977 than ever before. Dispositions, excluding juvenile and mental illness matters, totaled 99,805 cases, an increase of 5.9 percent over 1976.

SUPERIOR COURT DISPOSITIONS 1977 - 1976		
	1977	1976
Civil	72,786	67,461
Criminal	14,664	14,374
Probate	<u>12,355</u>	<u>12,450</u>
TOTAL DISPOSITIONS*99,805		94,285

* Does not include dispositions of juvenile or mental illness cases (not reported).

Civil cases comprised 72.9 percent of the dispositions, whereas criminal cases made up 14.7 percent and probate 12.4 percent.

Courts were able to dispose of 91 civil cases for every 100 filed although priority is given to criminal cases. Criminal dispositions actually exceeded filings, stabilizing and even decreasing the backlog, while civil backlogs are increasing slightly.

Since many probate cases remain "active" for many years, probate filings substantially exceed dispositions. For every 100 probate matters filed in 1977, 76 matters were concluded.

Trial Activity

During 1977, superior courts conducted 10,720 trials, a 4.8 percent increase over the previous year. In the same period,

jury trials increased 14.5 percent. Although most civil cases tried did not involve a jury, the great majority of criminal trials were before a jury.

SUPERIOR COURT TRIALS
1977 - 1976

	1977	1976
JURY TRIALS		
Civil	990	993
Criminal	<u>2153</u>	<u>1752</u>
TOTAL JURY TRIALS	3143	2745
NON-JURY TRIALS		
Civil	6967	6669
Criminal	<u>610</u>	<u>817</u>
TOTAL NON-JURY TRIALS	7577	7486

A general trend toward jury trials is resulting in greater workloads for superior court judges throughout the state. For instance, statistical data gathered during the Washington Weighted Caseload Project indicates that a civil jury trial requires 3 to 4.5 times as much judicial time as a civil non-jury trial and that a criminal jury trial requires almost 5 times as much judicial time as a criminal non-jury trial.

The ratio of dispositions to trials is also an indicator of demands on judicial workload. During 1977, 9.15 civil cases were disposed for every civil trial and 5.31 criminal cases were concluded for every criminal trial. The higher the value of the disposition to trial ratio, the more alternative disposition methods, such as settlement conferences or plea negotiations,

were used in the courts. Since court and prosecution practices and policies vary throughout the state, the ratios for local courts ranged from a low of 3.76 to a high of 17.55 in civil cases and a low of 1.81 to a high of 140.0 in criminal cases.

Judicial Workload and Weighted Caseload

Since completion of the Washington Weighted Caseload Project in 1977, judicial workload can be measured in terms of the time or actual work required for judges to process a given set of filings. The system aids in evaluating the judicial staffing needs of a particular court and in determining the average individual judicial workload.

The system is comprised of two components: "Case Weights", the average amount of judicial time (in minutes) required by the typical case filing of a given type; and "Judicial Year Values", the average amount of time that a judge in a given size court has to devote to case related work in a single year. To obtain the court's "Weighted Caseload", the weights are multiplied by the filings. The weighted caseload is divided by the judge year value to determine the number of judges needed to do the work in a particular court. Similarly, the weighted caseload is divided by the actual number of judges in a court to derive the workload of individual judges.

As an analytic tool, the Weighted Caseload System can provide only an "indication" of judicial workload. It does not take into consideration differences in policies, procedures, or many social, economic and geographic factors which affect court operations.

The values used in the Washington Weighted Caseload System for 1976-77 are as follows:

CASE WEIGHTS:

Civil

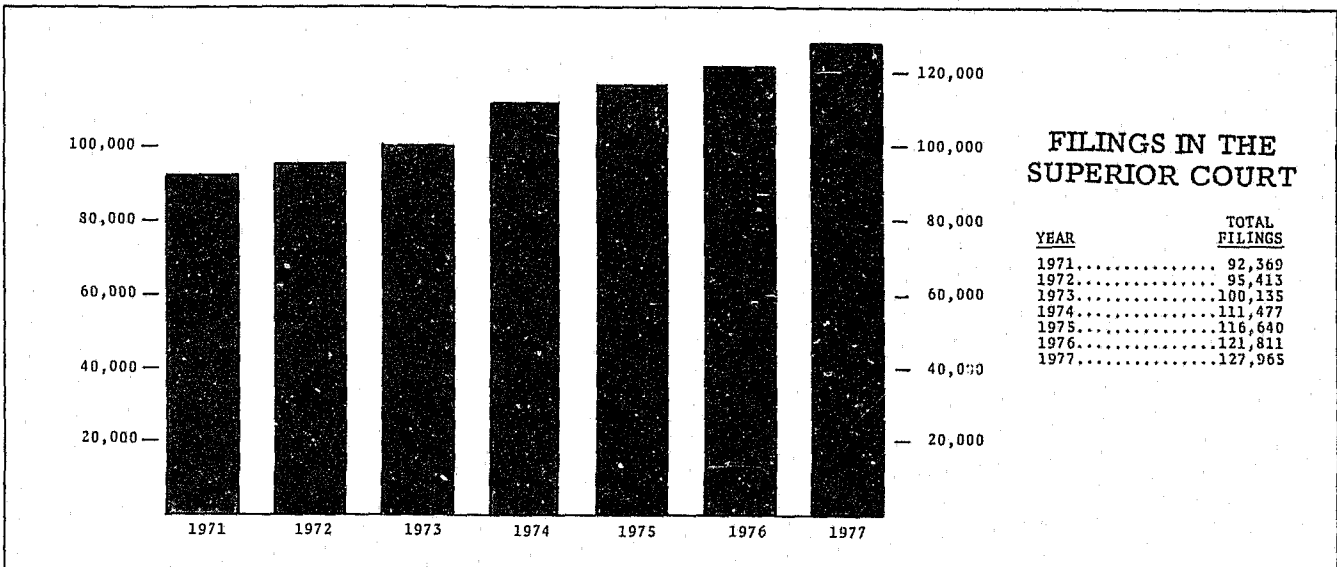
Torts	133.1
Commercial	52.7
Prop. Rts., Condem.	142.1
Domestic Relations	28.4
Writs, Injunctions, other	
Petitions/Complaints	63.8
Appeals from Lower Cts.	202.4

Criminal

Felony Cases	193.2
Traffic and Criminal Appeals	
from Lower Courts	45.6
Probate	15.2
Juvenile	52.4
Mental Illness	45.8

JUDGE YEAR VALUES:

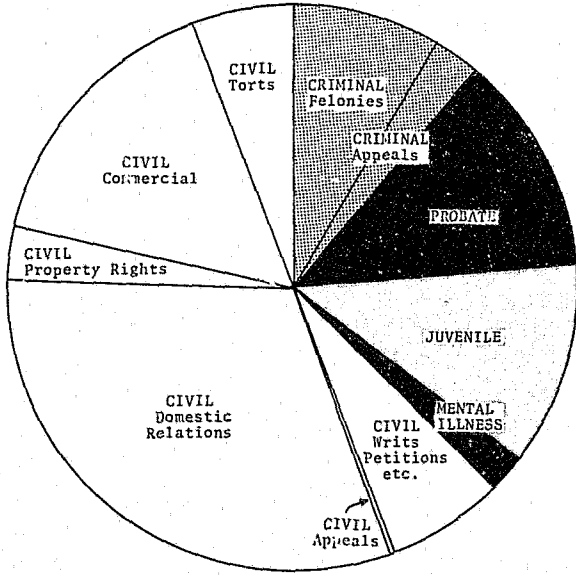
Courts with 1-2 Judicial Positions	
Single County	58,843
Multi-County	54,985
Courts with 3-5 Judicial Positions	
Single County	69,341
Multi-County	64,037
Courts with 6+ Judicial Positions	
Single County	73,955
Multi-County	N/A



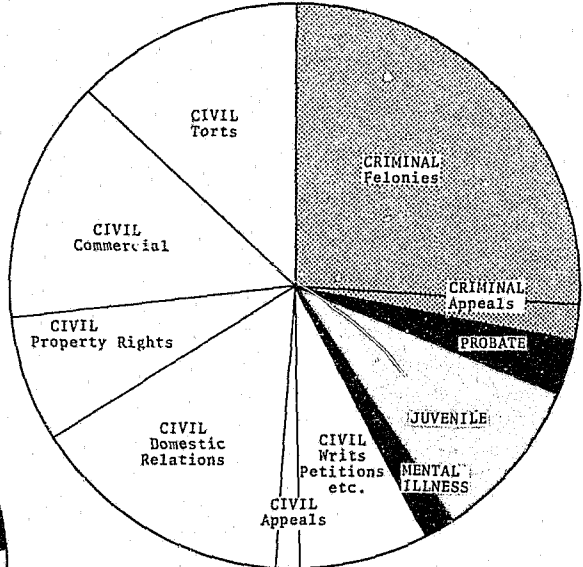
JUDICIAL WORKLOAD IN THE SUPERIOR COURTS

DISTRIBUTION OF 1977 WORKLOAD ACCORDING TO FILINGS

CIVIL	
TORTS.....	5.7%
COMMERCIAL.....	15.5%
PROPERTY RIGHTS.....	3.0%
DOMESTIC RELATIONS.....	31.2%
WRITS, PETITIONS, ETC.....	6.7%
APPEALS.....	0.4%
CRIMINAL	
FELONIES.....	8.4%
APPEALS.....	2.7%
PROBATE.....	12.6%
JUVENILE.....	11.6%
MENTAL ILLNESS.....	2.2%

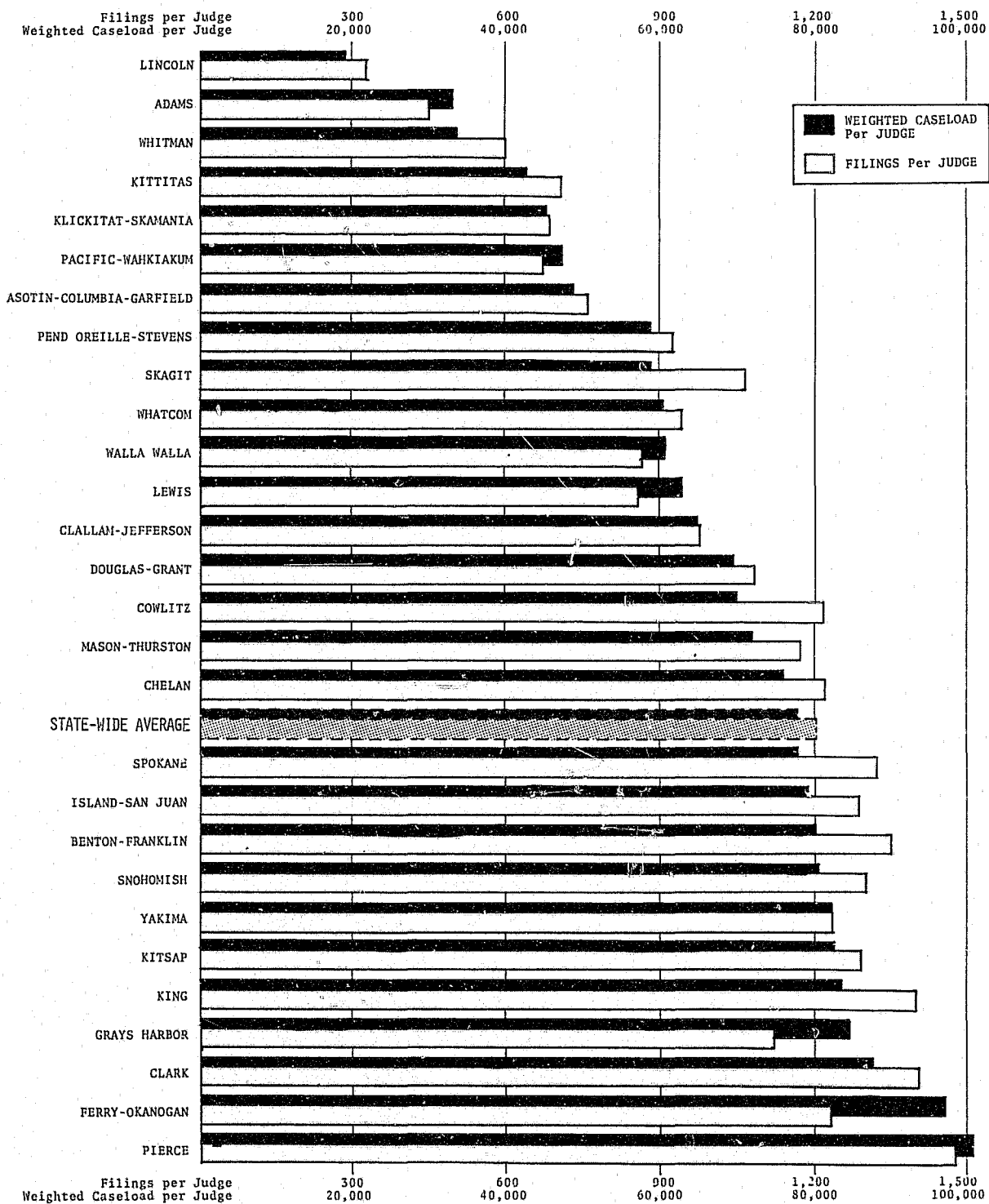


DISTRIBUTION OF 1977 WORKLOAD ACCORDING TO WEIGHTED CASELOAD



CIVIL	
TORTS.....	12.9%
COMMERCIAL.....	13.8%
PROPERTY RIGHTS.....	7.2%
DOMESTIC RELATIONS.....	15.1%
WRITS, PETITIONS, ETC.....	7.3%
APPEALS.....	1.4%
CRIMINAL	
FELONIES.....	26.0%
APPEALS.....	1.9%
PROBATE.....	3.1%
JUVENILE.....	0.9%
MENTAL ILLNESS.....	1.6%

JUDICIAL WORKLOAD IN THE SUPERIOR COURTS 1977 Filings and Weighted Caseload per Judge



During 1977, the workload of superior court judges increased. While the total filings per judge increased 3.5 percent, from 1,206 in 1976 to 1,248.8 in 1977, the average weighted caseload per judge increased 3.4 percent, from 75,398 in 1976 to 77,938 in 1977. One court had a decrease in total cases filed but still had an increase in its weighted caseload. However, seven courts experienced a decrease in weighted caseload per judge during the year: four courts received new judges which concealed the actual increase in their total weighted caseload; and three courts showed an increase in total filings but had a decrease in their weighted caseload (the increases were in those types of cases which, on the average, require less judicial time.)

SUPERIOR COURTS
JUDICIAL WORKLOAD INDICATORS

	1977	1976
1-2 JUDGE COURTS-SINGLE COUNTY		
Wtd. Csld./Judge	58,591	54,774
Total Filings/Judge	918.9	849.7
1-2 JUDGE COURTS-MULTI-COUNTY		
Wtd. Csld./Judge	64,776*	60,161
Total Filings/Judge	975.1*	908.0
3-5 JUDGE COURTS-SINGLE COUNTY		
Wtd. Csld./Judge	79,503*	71,979
Total Filings/Judge	1236.8*	1123.8
3-5 JUDGE COURTS-MULTI-COUNTY		
Wtd. Csld./Judge	75,678*	74,674
Total Filings/Judge	1253.8*	1165.0
6+ JUDGE COURTS		
Wtd. Csld./Judge	85,265*	84,993
Total Filings/Judge	1388.1*	1385.4
ALL SUPERIOR COURTS		
Wtd. Csld./Judge	77,938*	75,398
Total Filings/Judge	1248.8*	1206.0

* These calculations credit 0.16 judges for each new judicial position effective November, 1977.

Based on the Washington Weighted Caseload System, the 1977 caseload of superior courts demonstrates a need for 116.6 judges throughout the state with at least eight courts showing a need for additional judges.

Judicial Assistance

Visiting and pro-tem judges provide judicial assistance to Washington's superior courts. In 1977, Superior Courts reported a total of 1,711.5 days judicial assistance was received by the courts, the equivalent to almost eight judge years. King County received 824 judicial days or 48.1 percent. Other courts receiving substantial judicial assistance were Spokane, 181.5 days, or 10.6 percent; Kitsap, 103.5 days or 6.0 percent; Yakima, 87.5 days or 5.1 percent; and Snohomish, 78 days or 4.6 percent.

JUDICIAL ASSISTANCE
1977 - 1976

	1977	1976
Visiting Judge Days	714.0	875.5
Pro-Tem Judge Days	<u>907.5</u>	<u>770.2</u>
TOTAL ASSISTANCE	1711.5	1645.7

The voluntary Visiting Judge Program, coordinated largely by the Office of the Administrator for the Courts, allows courts with smaller workloads to assist courts with congested calendars or those unable to try cases because of conflicts or challenges.

In 1977, superior courts used a total of 714 days of visiting judge time, a decrease of 18.4 percent from 1976. The heaviest recipients of visiting judge time were King County, which received a net of 91.5 days of judicial assistance, and Spokane County, which received a net of 91.0 days.

Sixteen courts utilized pro-tem judges totaling 997.5 days during the year. King County received the largest amount, 702

days or 70.4 percent of the total assistance. The state contributes one-half the salary paid to pro-tem judges while the counties pay the remainder. In 1977, the state provided \$46,189 or 18.4 percent more than the \$39,006 spent on the program the previous year.

The net judicial assistance to each court is obtained by deducting the amount of visiting judge days donated to other courts. Twelve courts had a negative net

judicial assistance. Noteworthy among these "donor" courts are Kittitas, which gave a net of 64.5 judge days, and Whitman, which donated a net of 57.5 days. King (793.5 net days), Spokane (171.0 net days) and Kitsap (81.5 net days) Counties received the greatest amount of net judicial assistance. However, based on the number of judicial positions in the courts, Ferry-Okanogan, King, Kitsap and Spokane proportionately received the most judicial assistance.

THE COURTS OF LIMITED JURISDICTION

GENERAL INFORMATION

The courts of limited jurisdiction, including district, municipal, justice of the peace and police courts, handle the largest volume of cases in the state. They have jurisdiction over all traffic violations and misdemeanors.

Criminal jurisdiction of district and justice of the peace courts is limited to and concurrent with that of the superior court in cases involving misdemeanors and gross misdemeanors. Additionally, district courts have concurrent or shared jurisdiction with superior court for preliminary hearings in felony cases. Municipal courts have jurisdiction over violations of municipal ordinances. District and municipal courts can impose a sentence with a maximum of a \$500 fine or six months in jail, or both. A justice of the peace may not impose a fine greater than \$100 or imprisonment for 30 days in jail.

District courts also have jurisdiction over some civil matters, including recovery on contracts, damages for injury to persons or personal property, penalties, bonds, surety bonds, and all small claim matters in which the parties represent themselves and the amounts in controversy are less

than \$300. In November 1977, a State Constitutional Amendment was passed (SJR 113) increasing the civil jurisdiction for district courts to include cases involving amounts in controversy up to \$3,000 or as established by the legislature. However, until implementing legislation is passed, district courts will continue to hear civil claims for amounts no greater than \$1,000. In addition, district courts are restricted from hearing actions for false imprisonment, libel, slander, malicious prosecution, criminal conversation and seduction.

Courts of limited jurisdiction are not trial courts of record and transcripts are not made of their proceedings. Therefore, appeals from judgments of courts of limited jurisdiction are heard anew, or de novo, by the superior courts in their respective counties and the cases are completely retried.

Since enactment of the Justice Court Act in 1961, all counties except Columbia County have discontinued the practice of justice of the peace "fee system" and have established justice court districts, served by district courts. At the close of 1977, there were 73 district courts and only two justice of the peace courts in the state.

Many of the 241 municipal courts in the state were established under one of two provisions outlined in the 1961 Justice Court Act and incorporated in Chapters 3.46 through 3.50 of the Revised Code of Washington (RCW). The provisions permit a city's legislative body to petition the Board of County Commissioners to create a municipal department in the county's district court or, if the city has a population of 20,000 or less, to pass an ordinance creating a municipal court. Procedures for the creation of municipal courts in those cities which have not adopted the provisions of the Justice Court Act are governed by Chapters 35 and 35A RCW.

There are 210 judges serving in the courts of limited jurisdiction including 63 full time and 147 part-time judges. The state has 124 attorney and 86 non-attorney judges of limited jurisdiction courts. The judges serve four year terms. District court judges are elected on nonpartisan ballots in even numbered years not coincident with the national presidential elections. Depending upon the provision under which a particular municipal court was established, municipal court judges may be elected or appointed.

DISTRICT COURT ACTIVITY FOR 1977

Overview

The workload of the district courts increased substantially in 1977. Not only were filings at an all-time high, but the number of bail forfeitures, jury and non-jury trials and cases appealed were also greater than before. In addition, the receipts recorded for district court business in 1977 were more than any previous year by a large margin.

Filings

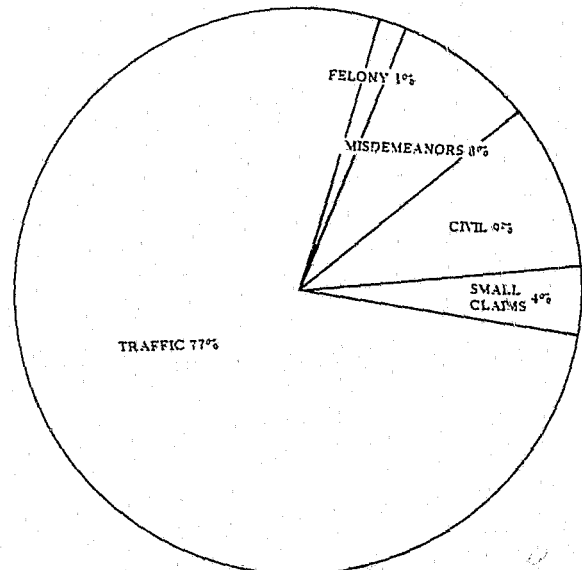
Over a half million cases were filed in the district courts during 1977. The 533,978 cases filed were 8.3 percent more than in 1976 and marked an increase of 58.8 percent over 1971.

DISTRICT COURT FILINGS 1977 and 1976

	1977	1976
Traffic	412,419	377,344
Criminal	43,073	42,776
Felony	6,731	9,083
Civil	50,681	46,750
Small Claims . . .	<u>21,074</u>	<u>20,911</u>
TOTAL FILINGS . .	533,978	496,864

Traffic cases accounted for 77.2 percent of all filings in the district courts. Misdemeanor filings represented 8.1 percent of the caseload, felony filings only 1.3 percent, civil filings 9.5 percent and small claims actions 3.9 percent.

Changes in types of cases filed in 1977 compared to 1976 include increases in traffic (up 9.3 percent) and civil (up 8.4 percent) with felony filings down 25.9 percent.



DISTRIBUTION OF
DISTRICT COURT FILINGS

Proceedings and Other Transactions

Bail forfeitures: The 282,581 bail forfeitures recorded in 1977 represent an increase of 12.1 percent over 1976. Of the traffic cases filed, 65.8 percent resulted in bail forfeitures, as opposed to only 26.4 percent of the misdemeanor filings. These proportions are comparable to prior years.

DISTRICT COURT BAIL FORFEITURES 1977 and 1976		
	1977	1976
Traffic Bail Forf.	271,189	241,752
% of Traf. Filings	65.8%	64.1%
Criminal Bail Forf.	11,392	10,289
% of Crim. Filings	26.4%	24.1%

Arraignments, trials and other proceedings:

Arraignments were held in 96,795 cases involving traffic offenses during 1977. Pleas of guilty were submitted in 66,581 or 68.8 percent, of the cases. Traffic cases required 690 jury trials and 39,086 trials by the court.

The 25,329 arraignments involving criminal misdemeanor cases resulted in 13,580 guilty pleas (53.6 percent), 253 jury trials, and 8,501 trials by the court.

Civil cases required 161 jury trials and 4,797 non-jury trials.

In addition to trials and arraignments, there were 1,984 felony preliminary examinations conducted in the district courts during the year, an increase of 278 or 16.3 percent over 1976. 9,000 small claims actions were resolved under RCW 12.40, 16.5 percent more than the prior

year. In conjunction with parajudicial programs, such as the Special Adjudication for Enforcement (SAFE) process in King County, magistrates held 19,594 hearings and other court miscellaneous hearings totaled 67,370.

SELECTED DISTRICT
COURT PROCEEDINGS
1977 and 1976

	1977	1976
ARRAIGNMENTS		
Guilty Pleas	80,161	77,790
Not Guilty Pleas	<u>41,963</u>	<u>53,865</u>
Total Arraignments	131,655	122,124
TRIALS		
Jury Trials	1,104	965
Non-jury Trials	<u>53,488</u>	<u>44,391</u>
Total Trials	54,592	45,356
HEARINGS		
Magistrate	19,595	*
Felony Preliminary	1,984	1,706
Small Claims	9,000	7,723
Miscellaneous	<u>67,370</u>	<u>*</u>
Total Hearings	97,948	*

* Data not available

Appeals: During the year, 1,552 cases tried in district courts were appealed to superior courts, an increase of 125 appeals, or 8.8 percent over 1976. While the 1,263 traffic and criminal appeals represented a very small portion of the district court traffic and criminal caseload (only 0.28 percent), the appeals accounted for 9.0 percent of superior courts' criminal

filings. (The municipal court appeals accounted for an additional 14.1 percent of the higher courts' criminal caseload.)

Receipts: In 1977, the district courts of Washington received \$15,748,082 in the form of fines, bail forfeitures and court costs, fees and charges. The revenue was \$1.95 million or 14.1 percent more than the previous year and over twice that for 1971.

Total District Court Business

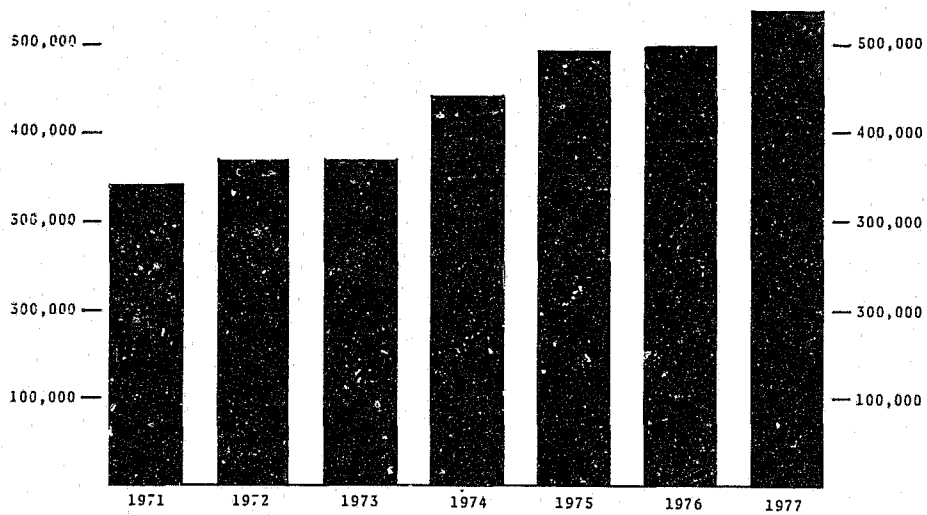
Ninety-one municipal court jurisdictions in 1977 contracted with 33 district courts

for the processing of municipal court filings. The additional caseload resulted in a substantially greater workload for these district courts than is reflected by the statistics on district court filings alone. Municipal court filings processed by the district courts represented over 36.1 percent of the total municipal court cases filed during the year and consisted primarily of mandatory appearance type cases. Approximately one-fourth of the 1977 caseload for the district courts was from municipal filings, including almost 40 percent of the arraignments, one-fifth of the jury trials, and one-fourth of the non-jury trials.

TOTAL DISTRICT COURT WORKLOAD FOR 1977

	District Court	Municipal Court	Total Business
FILINGS			
Traffic	412,419	147,177	559,596
Criminal*	49,804	24,191	73,995
Civil**	<u>71,755</u>	<u>0</u>	<u>71,755</u>
TOTAL FILINGS	533,978	171,368	705,346
BAIL FORFEITURES	282,581	68,991	351,572
ARRAIGNMENTS	122,124	79,014	201,138
JURY TRIALS	1,104	280	1,384
NON-JURY TRIALS	53,488	17,615	71,103
APPEALS	1,552	460	2,012
RECEIPTS	\$15,748,082	\$4,767,715	\$20,515,797




* Includes both misdemeanor and felony filings.
 ** Includes both civil and small claims filings.

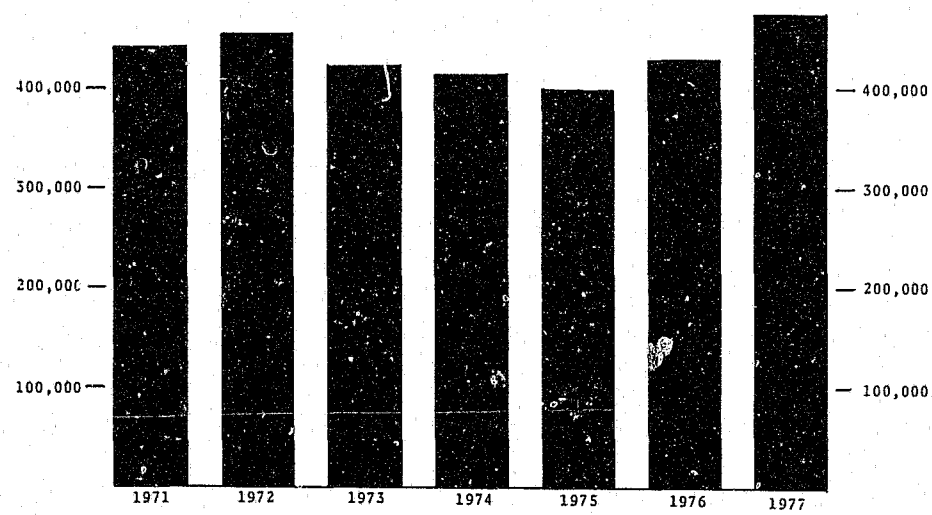
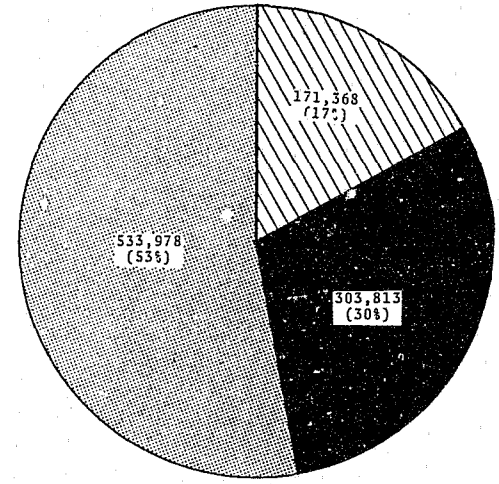


FILINGS IN THE DISTRICT COURTS

YEAR	TOTAL FILINGS
1971	336,791
1972	365,720
1973	367,126
1974	440,155
1975	490,191
1976	496,864
1977	533,978

1977 CASELOAD OF THE COURTS OF LIMITED JURISDICTION

-  DISTRICT COURT CASES
-  MUNICIPAL COURT CASES FILED IN DISTRICT COURTS
-  MUNICIPAL COURT CASES FILED IN MUNICIPAL COURTS



FILINGS IN THE MUNICIPAL COURTS

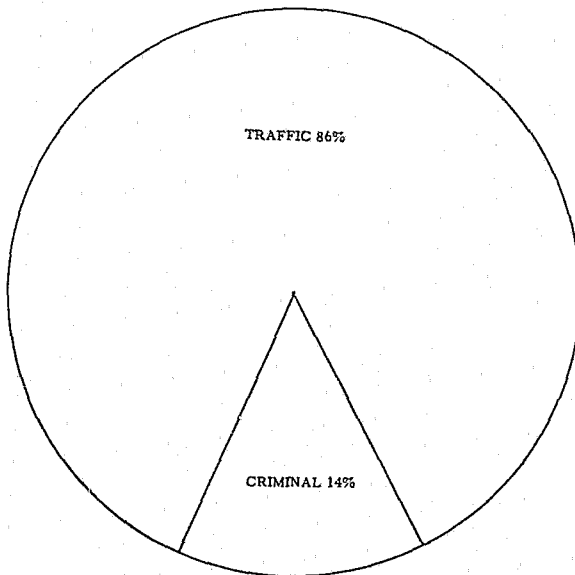
YEAR	TOTAL FILINGS
1971	441,488
1972	455,559
1973	422,546
1974	414,475
1975	399,097
1976	429,371
1977	475,181

1977 MUNICIPAL COURT ACTIVITY

Municipal court filings, arraignments and trials for 1977 reached a record high. Bail forfeitures increased and receipts recorded by the municipal courts were 13.2 percent more than the previous high year of 1976.

Filings

A total of 475,181 traffic and misdemeanor cases were filed in the municipal courts of Washington in 1977. Of these, 85.8 percent were for traffic violations and 14.2 percent for misdemeanor violations of municipal ordinances. In addition, 1,015,296 parking citations were processed.



DISTRIBUTION OF
MUNICIPAL COURT FILINGS

The caseload for 1977 was the highest ever and marked an increase of 10.7 percent over the previous year. Traffic filings were 10.4 percent higher than in 1976 and criminal filings increased by 12.2 percent.

MUNICIPAL COURT FILINGS

1977 and 1976

	1977	1976
Traffic	407,611	369,166
Criminal	<u>67,570</u>	<u>60,205</u>
Total Filings	475,181	429,371

Proceedings and Other Activities

Bail forfeitures: Bail was forfeited in 239,741 cases in 1977, a 9.1 percent increase over 1976 but a 7.8 percent decrease from 1972. The number of bail forfeitures in traffic cases increased 9.0 percent while those in criminal cases rose 10.1 percent.

MUNICIPAL COURT BAIL FORFEITURES

1977 and 1976

	1977	1976
Traffic Bail Forf.	225,806	207,155
% of Traf. Filings	55.4%	56.1%
Criminal Bail Forf.	13,935	12,654
% of Crim. Filings	20.6%	21.0%

However, the proportion of municipal court filings involving bail forfeitures was less than the previous year and substantially smaller than in 1975. Thus the proportion of cases requiring court appearances increased and resulted in heavier court workloads.

Arraignments and trials: With record filings and proportionately fewer bail forfeitures, the number of arraignments

increased in 1977. Arraigned traffic cases totaled 139,631, up 10.2 percent over 1976, and criminal arraignments (40,159) were up 5.4 percent. In addition, the ratio of guilty pleas to the number of arraignments was lower than in the previous year. For instance, only 59.6 percent of the 1977 traffic arraignments and 46.2 percent of the criminal cases arraigned involved guilty pleas. Therefore, more cases went to trial.

Jury trials increased by 163 or 41.8 percent over 1976 while 4,213 more non-jury trials (up 9.4 percent) were conducted. In addition, 110,263 hearings were held in municipal court cases, including 36,905 before a magistrate in conjunction with parajudicial programs.

If the increase in arraignments and trials continues, municipal court workloads will increase at a faster rate than the number of filings may indicate.

Appeals: During the last year, 1,989 cases tried in the municipal courts were appealed. The appeals represented less than one-half of one percent of the total traffic and criminal caseload of the municipal courts but they accounted for 14.1 percent of the criminal cases filed in the superior courts.

Receipts: Municipal court receipts were at a record high in 1977. Fines and bail forfeitures from municipal cases totaled \$14,005,000, 13.2 percent more than in 1976. Parking citations accounted for an additional \$3,756,231 in court receipts.

SELECTED MUNICIPAL COURT
PROCEEDINGS
1977 and 1976

	1977	1976
ARRAIGNMENTS		
Guilty Pleas	101,782	95,850
Not Guilty Pleas	<u>78,008</u>	<u>68,932</u>
Total Arraignments	179,790	164,782
HEARINGS		
Magistrate	36,905	*
Miscellaneous	<u>73,363</u>	*
Total Hearings	110,268	*
TRIALS		
Jury	553	390
Non-Jury	<u>48,909</u>	<u>44,696</u>
Total Trials	49,452	45,086

* Data not available.

**STATISTICS
ON BUSINESS TRANACTED BY THE COURTS
DURING 1977**

SUPREME COURT	
Summary of Filings.....	30
Summary of Dispositions	31
 COURT OF APPEALS	
Summary of Filings.....	32
Summary of Dispositions	33
Summary of Cases Pending	34
 SUPERIOR COURTS	
1977 Case Filings	35
Civil Filings, Dispositions and Trials	36
Summary of Civil Filings	37
Criminal Filings, Dispositions and Trials.....	38
Summary of Criminal Filings	39
Probate Filings and Dispositions.....	40
Juvenile and Mental Illness Filings.....	41
Judicial Workload Indicators	42
Trial Activity	43
Judicial Assistance	44
 DISTRICT COURTS	
Review of Filings and Other Transactions, 1973-1977	45
Summary of Filings.....	46
Bail Forfeitures and Arraignments.....	48
Trial Activity	50
Hearings	52
Appeals - Receipts	54
Total Court Business	56
 MUNICIPAL COURTS	
Review of Filings and Other Transactions, 1973-1977	58
Filings, Bail Forfeitures, Trials and Appeals	59
Arraignments, Receipts and Parking Citations	63

WASHINGTON SUPREME COURT
SUMMARY OF FILINGS
1977 and 1976

	1977 ----	1976 ----	Increase -----	Percent Increase -----
NEW FILINGS				
Appeals				
Civil	100	80	+20	+25.0%
Criminal	41	17	+24	+141.2%
Petitions for Review				
Civil	136	107	+29	+27.1%
Criminal	155	125	+30	+24.0%
Motions/Writs				
Personal Restraint	3	31	-28	-90.3%
Discretionary Review	107	118	-11	-9.3%
Disciplinary Proceedings	11	5	+6	+120.0%
	---	---	---	
TOTAL NEW FILINGS	553	483	+70	+14.5%
TRANSFERRED IN				
Appeals				
Civil	56	74	-18	-24.3%
Criminal	25	29	-4	-13.8%
Motions/Writs				
Personal Restraint	1	1	0	--
Discretionary Review	3	2	+1	+50.0%
	---	---	---	
TOTAL TRANSFERRED IN	85	106	-21	-19.8%
* * * * *				
APPEALS				
Civil	156	154	+2	+1.3%
Criminal	66	46	+20	+43.5%
	---	---	---	
	222	200	+22	+11.0%
PETITIONS FOR REVIEW				
Civil	136	107	+29	+27.1%
Criminal	155	125	+30	+24.0%
	---	---	---	
	291	232	+59	+25.4%
MOTIONS/WRITS				
Personal Restraint	4	32	-28	-87.5%
Review	110	120	-10	-8.3%
	---	---	---	
	114	152	-38	-25.0%
DISCIPLINARY PROCEEDINGS	11	5	+6	+120.0%
* * * * *				
TOTAL FILINGS	638	589	+49	+8.3%

WASHINGTON SUPREME COURT
SUMMARY OF DISPOSITIONS
1977 and 1976

	1977 ----	1976 ----	Increase -----	Percent Increase -----
APPEALS				
Terminated by Opinion	113	95	+18	+18.9%
Terminated by Order				
Denied	13	3	+10	+333.3%
Dismissed	51	27	+24	+88.9%
Transferred	23	26	-3	-11.5%
	----	----	-----	-----
	200	151	+49	+32.5%
PETITIONS FOR REVIEW				
Terminated by Opinion	23	23	0	--
Terminated by Order				
Denied	236	160	+76	+47.5%
Dismissed	2	4	-2	-50.0%
	----	----	-----	-----
	261	187	+74	+39.6%
MOTIONS/WRITS				
Terminated by Opinion	21	34	-13	-38.2%
Terminated by Order				
Denied	31	69	-38	-55.1%
Dismissed	41	28	+13	+46.4%
Transferred	2	17	-15	-88.2%
	----	----	-----	-----
	95	148	-53	-35.8%
DISCIPLINARY PROCEEDINGS				
Terminated by Opinion	1	4	-3	-75.0%
Dismissed	5	2	+3	+150.0%
	----	----	-----	-----
	6	6	0	--
* * * * *				
TERMINATED BY OPINION	158	156	+2	+1.3%
TERMINATED BY ORDER				
Denied	281	232	+49	+21.1%
Dismissed	99	61	+38	+62.3%
Transferred	25	43	-18	-41.9%
* * * * *				
TOTAL DISPOSITIONS	562	492	+70	+14.2%

WASHINGTON COURT OF APPEALS

SUMMARY OF FILINGS
1977 and 1976

	DIVISION I		DIVISION II		DIVISION III		----- TOTAL COURT OF APPEALS -----			
	1977	1976	1977	1976	1977	1976	1977	1976	Change	Percent Change
NEW FILINGS										
Appeals										
Civil	473	540	289	237	271	205	1033	982	+51	+5.2%
Criminal	305	207	181	162	143	121	629	490	+139	+28.4%
Motions/Writs										
Personal Restraint	59	47	53	40	27	42	139	129	+10	+7.8%
Discretionary Review	78	68	38	25	36	41	152	134	+18	+13.4%
TOTAL NEW FILINGS	915	862	561	464	477	409	1953	1735	+218	+12.6%
TRANSFERRED IN										
Appeals										
Civil	9	16	7	18	8	1	24	35	-11	-31.4%
Criminal	3	4	7	1	1	0	11	5	+6	+120.0%
Motions/Writs										
Personal Restraint	1	0	0	0	3	1	4	1	+3	+300.0%
Discretionary Review	2	0	0	0	2	1	4	1	+3	+300.0%
TOTAL TRANSFERRED IN	15	20	14	19	14	3	43	42	+1	+2.4%
* * * * *										
APPEALS										
Civil	482	556	296	255	279	206	1057	1017	+40	+3.9%
Criminal	308	211	188	163	144	121	640	495	+145	+29.3%
TOTAL APPEALS FILED	790	767	485	418	423	327	1697	1512	+185	+12.2%
MOTIONS/WRITS										
Personal Restraint	60	47	53	40	30	43	143	130	+13	+10.0%
Discretionary Review	80	68	38	25	38	42	156	135	+21	+15.6%
TOTAL MOTIONS/WRITS FILED	140	115	91	65	68	85	299	265	+34	+12.8%
* * * * *										
TOTAL FILINGS	930	882	575	483	491	412	1996	1777	+219	+12.3%

WASHINGTON COURT OF APPEALS

SUMMARY OF DISPOSITIONS
1977 and 1976

	DIVISION I		DIVISION II		DIVISION III		---- TOTAL COURT OF APPEALS ----			
	1977	1976	1977	1976	1977	1976	1977	1976	Change	Percent Change
APPEALS										
Terminated by Opinion										
Published	102	103	87	80	81	75	270	258	+12	+4.7%
Unpublished	202	202	98	47	87	80	387	329	+58	+17.6%
Terminated by Order										
Dismissed	317	355	165	167	133	118	615	640	-25	-3.9%
Transferred	28	86	40	50	40	21	108	157	-49	-31.2%
TOTAL APPEALS TERMINATED	649	746	390	344	341	294	1380	1384	-4	-0.3%
MOTIONS/WRITS										
Terminated by Opinion										
Published	9	8	2	6	6	7	17	21	-4	-19.0%
Unpublished	10	7	2	9	8	6	20	22	-2	-9.1%
Terminated by Order										
Motion/Writ Denied	70	76	59	44	23	59	152	179	-27	-15.1%
Dismissed	19	13	7	16	27	12	53	41	+12	+29.3%
Transferred	4	7	3	5	5	11	12	23	-11	-47.8%
TOTAL MOTIONS/WRITS TERMINATED	112	111	73	80	69	95	254	286	-32	-11.2%
* * * * *										
TERMINATED BY OPINION										
Published	111	111	89	86	87	82	287	279	+8	+2.9%
Unpublished	212	209	100	56	95	86	407	351	+56	+16.0%
	323	320	189	142	182	168	694	630	+64	+10.2%
TERMINATED BY ORDER										
Motion/Writ Denied	70	76	59	44	23	59	152	179	-27	-15.1%
Dismissed	336	368	172	183	160	130	668	681	-13	-1.9%
Transferred	32	93	43	55	45	32	120	180	-60	-33.3%
	438	537	274	282	228	221	940	1040	-100	-9.6%
* * * * *										
TOTAL DISPOSITIONS	761	857	463	424	410	389	1634	1670	-36	-2.2%

WASHINGTON COURT OF APPEALS

SUMMARY OF CASES PENDING AT YEAR END
1977 and 1976

	DIVISION I		DIVISION II		DIVISION III		----- TOTAL COURT OF APPEALS -----			
	1977	1976	1977	1976	1977	1976	1977	1976	Change	Percent Change
APPEALS										
Civil	653	638*	345	292*	274	223*	1272	1153*	+119	+10.3%
Criminal	435	309*	269	228*	182	151*	886	688*	+198	+28.8%
TOTAL APPEALS PENDING	1088	947	614	520	456	374*	2158	1841*	+317	+17.2%
MOTIONS/WRITS										
Personal Restraint	33	12*	18	3*	11	6	62	21*	+41	+195.2%
Discretionary Review	40	33*	11	8*	6	12*	57	53*	+4	+7.5%
TOTAL MOTIONS/WRITS PENDING	73	45	29	11	17	18*	119	74*	+45	+60.8%
* * * * *										
STATUS OF CASES PENDING										
Opinion/Final Order Filed	174	127	78	59	62	48	314	234	+80	+34.2%
Opinion/Order in Process	83	65	30	21	32	41	145	127	+18	+14.2%
Set for Hearing	212	151	104	91	56	56	372	298	+74	+24.3%
Ready for Setting	192	156	103	117	151	61	446	334	+112	+33.5%
Not Ready for Setting	500	493	328	243	172	186	1000	922	+78	+8.5%
* * * * *										
TOTAL CASES PENDING	1161	992	643	531	473	392	2277	1915*	+362	+18.9%

* Revised



WASHINGTON SUPERIOR COURTS
1977 CASELOAD

County/District	Number of Judges	1977 CASE FILINGS						TOTAL	% Increase	1976 Total Filings
		Civil	Criminal	Probate	Juvenile	Mental Illness				
ADAMS		297	67	60	19	7	450	13.1%	398	
* JUDICIAL DISTRICT	1	297	67	60	19	7	450	13.1%	398	
ASOTIN		331	73	74	40	7	525	13.9%	461	
COLUMBIA		68	40	33	10	1	152	2.0%	149	
GARFIELD		39	10	29	6	1	85	-2.3%	87	
* JUDICIAL DISTRICT	1	438	123	136	56	9	762	9.3%	697	
BENTON		1704	194	268	439	59	2664	11.2%	2395	
FRANKLIN		1191	138	118	159	16	1622	10.8%	1464	
* JUDICIAL DISTRICT	4	2895	332	386	598	75	4286	11.1%	3859	
CHELAN		924	136	234	111	21	1426	8.3%	1317	
* JUDICIAL DISTRICT	1	924	136	234	111	21	1426	8.3%	1317	
CLALLAM		870	248	181	237	11	1547	6.0%	1459	
JEFFERSON		261	41	68	37	1	408	5.7%	386	
* JUDICIAL DISTRICT	2	1131	289	249	274	12	1955	6.0%	1845	
CLARK		3527	617	575	756	153	5628	7.7%	5225	
* JUDICIAL DISTRICT	4	3527	617	575	756	153	5628	7.7%	5225	
COWLITZ		1549	236	251	348	51	2435	-0.8%	2454	
* JUDICIAL DISTRICT	2	1549	236	251	348	51	2435	-0.8%	2454	
DOUGLAS		185	47	82	56	0	370	-8.0%	402	
GRANT		1092	229	224	234	19	1798	13.9%	1578	
* JUDICIAL DISTRICT	2	1277	276	306	290	19	2168	9.5%	1980	
FERRY		115	32	26	11	0	184	26.9%	145	
OKANOGAN		616	160	115	162	0	1053	12.7%	934	
* JUDICIAL DISTRICT	1	731	192	141	173	0	1237	14.6%	1079	
GRAYS HARBOR		1498	237	291	155	61	2242	13.3%	1979	
* JUDICIAL DISTRICT	2	1498	237	291	155	61	2242	13.3%	1979	
ISLAND		701	105	192	312	5	1315	28.0%	1027	
SAN JUAN		107	38	33	12	0	190	-23.7%	249	
* JUDICIAL DISTRICT	2	808	143	225	324	5	1505	17.9%	1276	
KING		26562	4493	5475	4592	713	41835	1.6%	41156	
* JUDICIAL DISTRICT	34	26562	4493	5475	4592	713	41835	1.6%	41156	
KITSAP		2654	486	532	364	69	4105	7.9%	3804	
* JUDICIAL DISTRICT	4	2654	486	532	364	69	4105	7.9%	3804	
KITTITAS		487	91	96	35	0	709	19.6%	593	
* JUDICIAL DISTRICT	1	487	91	96	35	0	709	19.6%	593	
KLICKITAT		284	41	57	32	2	416	4.3%	399	
SKAMANIA		154	44	39	22	10	269	-1.1%	272	
* JUDICIAL DISTRICT	1	438	85	96	54	12	685	2.1%	671	
LEWIS		911	319	238	185	63	1716	10.5%	1553	
* JUDICIAL DISTRICT	2	911	319	238	185	63	1716	10.5%	1553	
LINCOLN		163	44	77	40	3	327	-3.3%	338	
* JUDICIAL DISTRICT	1	163	44	77	40	3	327	-3.3%	338	
MASON		496	147	133	85	12	873	5.7%	826	
THURSTON		2661	339	405	288	129	3822	10.1%	3470	
* JUDICIAL DISTRICT	4	3157	486	538	373	141	4695	9.3%	4296	
PACIFIC		342	114	86	41	9	592	0.3%	590	
WAHIAKUM		48	14	14	5	0	81	37.3%	59	
* JUDICIAL DISTRICT	1	390	128	100	46	9	673	3.7%	649	
PEND OREILLE		153	46	26	24	0	249	-9.1%	274	
STEVENS		441	52	115	59	9	676	11.0%	609	
* JUDICIAL DISTRICT	1	594	98	141	83	9	925	4.8%	883	
PIERCE		9797	1849	1548	1021	593	14808	3.7%	14282	
* JUDICIAL DISTRICT	11	9797	1849	1548	1021	593	14808	3.7%	14282	
SKAGIT		1317	133	290	392	8	2140	16.5%	1837	
* JUDICIAL DISTRICT	2	1317	133	290	392	8	2140	16.5%	1837	
SNOHOMISH		5819	624	959	1444	269	9115	8.6%	8393	
* JUDICIAL DISTRICT	7	5819	624	959	1444	269	9115	8.6%	8393	
SPOKANE		6477	988	1643	1470	205	10783	-1.8%	10978	
* JUDICIAL DISTRICT	9	6477	988	1643	1470	205	10783	-1.8%	10978	
WALLA WALLA		917	303	293	133	91	1737	5.2%	1652	
* JUDICIAL DISTRICT	2	917	303	293	133	91	1737	5.1%	1652	
WHATCOM		1793	344	421	245	25	2828	9.7%	2578	
* JUDICIAL DISTRICT	3	1793	344	421	245	25	2828	9.7%	2578	
WHITMAN		355	55	129	50	12	601	-3.7%	624	
* JUDICIAL DISTRICT	1	355	55	129	50	12	601	-3.7%	624	
YAKIMA		3120	967	734	1193	175	6189	14.3%	5415	
* JUDICIAL DISTRICT	5	3120	967	734	1193	175	6189	14.3%	5415	
** TOTAL STATE	111	80026	14141	16164	14824	2810	127965	5.1%	121811	

WASHINGTON SUPERIOR COURTS
1977 CASELOAD

CIVIL FILINGS, DISPOSITIONS AND TRIALS

County/District	FILINGS			DISPOSITIONS			Disposition/ Filing Ratio	JURY TRIALS	NON-JURY TRIALS	CASES APPEALED
	1977	1976	% Increase	1977	1976	% Increase				
ADAMS	297	230	29.1%	249	230	8.3%	0.8384	2	55	2
* JUDICIAL DISTRICT	297	230	29.1%	249	230	8.3%	0.8384	2	55	2
ASOTIN	331	288	14.9%	280	224	25.0%	0.8459	2	23	3
COLUMBIA	58	69	-1.4%	79	53	49.1%	1.1618	0	0	1
GARFIELD	39	46	-15.2%	61	28	117.9%	1.5641	0	2	0
* JUDICIAL DISTRICT	438	403	8.7%	420	305	37.7%	0.9589	2	25	4
BENTON	1704	1404	21.4%	1400	1156	21.1%	0.8216	18	162	23
FRANKLIN	1191	1011	17.8%	1116	887	25.8%	0.9370	12	118	5
* JUDICIAL DISTRICT	2895	2415	19.9%	2516	2043	23.2%	0.8691	30	280	28
CHELAN	924	796	16.1%	727	723	0.6%	0.7868	14	104	9
* JUDICIAL DISTRICT	924	796	16.1%	727	723	0.6%	0.7868	14	104	9
CLALLAM	870	871	-0.1%	887	948	-6.4%	1.0195	16	144	19
JEFFERSON	261	226	15.5%	226	225	0.4%	0.8659	1	26	1
* JUDICIAL DISTRICT	1131	1097	3.1%	1113	1173	-5.1%	0.9841	17	170	20
CLARK	3527	3152	11.9%	2894	2682	7.9%	0.8205	28	282	21
* JUDICIAL DISTRICT	3527	3152	11.9%	2894	2682	7.9%	0.8205	28	282	21
COWLITZ	1549	1546	0.2%	1451	1303	11.4%	0.9367	14	297	13
* JUDICIAL DISTRICT	1549	1546	0.2%	1451	1303	11.4%	0.9367	14	297	13
DOUGLAS	185	181	2.2%	185	203	-8.9%	1.0000	3	13	4
GRANT	1092	939	16.3%	854	787	8.5%	0.7821	13	65	15
* JUDICIAL DISTRICT	1277	1120	14.0%	1039	990	4.9%	0.8136	16	78	19
FERRY	115	84	36.9%	60	85	-29.4%	0.5217	0	1	1
OKANOGAN	616	544	13.2%	504	538	-6.3%	0.8182	6	143	18
* JUDICIAL DISTRICT	731	628	16.4%	564	623	-9.5%	0.7715	6	144	19
GRAYS HARBOR	1498	1311	14.3%	1343	1182	13.6%	0.8965	22	256	38
* JUDICIAL DISTRICT	1498	1311	14.3%	1343	1182	13.6%	0.8965	22	256	38
ISLAND	701	605	15.9%	543	549	-1.1%	0.7746	4	91	12
SAN JUAN	107	142	-24.6%	82	123	-33.3%	0.7664	3	10	8
* JUDICIAL DISTRICT	808	747	8.2%	625	672	-7.0%	0.7735	7	101	20
KING	26562	26374	0.7%	24658	22936	7.5%	0.9283	302	1103	393
* JUDICIAL DISTRICT	26562	26374	0.7%	24658	26094	-5.5%	0.9283	302	1103	393
KITSAP	2654	2266	17.1%	1724	1639	5.2%	0.6496	22	375	26
* JUDICIAL DISTRICT	2654	2266	17.1%	1724	1639	5.2%	0.6496	22	375	26
KITTITAS	487	423	15.1%	348	378	-7.9%	0.7146	10	73	11
* JUDICIAL DISTRICT	487	423	15.1%	348	378	-7.9%	0.7146	10	73	11
KLICKITAT	284	239	18.8%	311	231	34.6%	1.0951	14	27	6
SKAMANIA	154	158	-2.5%	136	115	18.3%	0.8831	1	20	0
* JUDICIAL DISTRICT	438	397	10.3%	447	346	29.2%	1.0205	15	47	6
LEWIS	911	819	11.2%	870	928	-6.3%	0.9550	11	46	10
* JUDICIAL DISTRICT	911	819	11.2%	870	928	-6.3%	0.9550	11	46	10
LINCOLN	163	138	18.1%	153	109	40.4%	0.9387	4	6	1
* JUDICIAL DISTRICT	163	138	18.1%	153	109	40.4%	0.9387	4	6	1
MASON	496	432	14.8%	539	461	16.9%	1.0867	5	25	2
THURSTON	2661	2326	14.4%	2035	1858	9.5%	0.7648	21	204	31
* JUDICIAL DISTRICT	3157	2758	14.5%	2574	2319	11.0%	0.8153	26	229	33
PACIFIC	342	345	-0.9%	251	277	-9.4%	0.7339	2	40	7
WAHKIAKUM	48	30	60.0%	46	46	0.0%	0.9583	1	21	0
* JUDICIAL DISTRICT	390	375	4.0%	297	323	-8.0%	0.7615	3	61	7
PEND OREILLE	153	157	-2.5%	186	174	6.9%	1.2157	2	21	10
STEVENS	441	404	9.2%	405	391	3.6%	0.9184	2	57	7
* JUDICIAL DISTRICT	394	561	5.9%	591	565	4.6%	0.9949	4	78	17
PIERCE	9797	9151	7.1%	9354	8030	16.5%	0.9548	172	804	142
* JUDICIAL DISTRICT	9797	9151	7.1%	9354	8030	16.5%	0.9548	172	804	142
SKAGIT	1317	1139	15.6%	1588	1586	0.1%	1.2058	18	172	19
* JUDICIAL DISTRICT	1317	1139	15.6%	1588	1586	0.1%	1.2058	18	172	19
SNOHOMISH	5819	5547	4.9%	6562	6285	4.4%	1.1277	62	733	90
* JUDICIAL DISTRICT	5819	5547	4.9%	6562	6285	4.4%	1.1277	62	733	90
SPOKANE	6477	6479	-0.0%	5091	5113	-0.4%	0.7860	110	546	131
* JUDICIAL DISTRICT	6477	6479	-0.0%	5091	5113	-0.4%	0.7860	110	546	131
WALLA WALLA	917	866	5.9%	877	756	16.0%	0.9564	6	80	20
* JUDICIAL DISTRICT	917	866	5.9%	877	756	16.0%	0.9564	6	80	20
WHATCOM	1793	1548	15.8%	1542	1298	18.8%	0.8600	22	231	41
* JUDICIAL DISTRICT	1793	1548	15.8%	1542	1298	18.8%	0.8600	22	231	41
WHITMAN	355	316	12.3%	272	287	-5.2%	0.7662	4	29	3
* JUDICIAL DISTRICT	355	316	12.3%	272	287	-5.2%	0.7662	4	29	3
YAKIMA	3120	2715	14.9%	2897	2637	9.9%	0.9285	41	562	43
* JUDICIAL DISTRICT	3120	2715	14.9%	2897	2637	9.9%	0.9285	41	562	43
** TOTAL STATE	80026	75317	6.3%	72786	67461	7.9%	0.9095	990	6967	1186

WASHINGTON SUPERIOR COURTS
1977 CASELOAD

SUMMARY OF CIVIL FILINGS

County/District	Torts		Contract	Prop. Rights	Condemnations	Dom. Rel.		Writs & Inj.	Lwr.Ct. Appeals	Other Civil	TOTAL
	Auto	Other				Diss.	Other				
ADAMS	4	29	106	19	0	79	29	6	6	19	297
* JUDICIAL DISTRICT	4	29	106	19	0	79	29	6	6	19	297
ASOTIN	2	3	55	19	0	163	71	2	3	13	331
COLUMBIA	1	2	21	2	0	31	6	1	1	3	68
GARFIELD	2	2	6	2	0	16	10	0	1	0	39
* JUDICIAL DISTRICT	5	7	82	23	0	210	87	3	5	16	438
BENTON	64	109	452	49	3	563	253	14	22	175	1704
FRANKLIN	23	33	317	12	0	564	135	8	6	93	1191
* JUDICIAL DISTRICT	87	142	769	61	3	1127	388	22	28	268	2895
CHELAH	26	19	188	13	4	475	111	21	7	60	924
* JUDICIAL DISTRICT	26	19	188	13	4	475	111	21	7	60	924
CLALLAM	11	41	160	46	0	410	128	3	11	60	870
JEFFERSON	9	10	64	27	0	116	31	0	1	3	261
* JUDICIAL DISTRICT	20	51	224	73	0	526	159	3	12	63	1131
CLARK	146	126	693	100	7	1599	546	37	28	245	3527
* JUDICIAL DISTRICT	146	126	693	100	7	1599	546	37	28	245	3527
COWLITZ	48	39	309	23	5	838	181	27	21	58	1549
* JUDICIAL DISTRICT	48	39	309	23	5	838	181	27	21	58	1549
DOUGLAS	2	57	8	16	0	34	51	0	2	15	185
GRANT	17	6	376	17	0	383	156	1	4	132	1092
* JUDICIAL DISTRICT	19	63	384	33	0	417	207	1	6	147	1277
FERRY	11	2	13	8	0	35	12	3	6	25	115
OKANOGAN	38	60	84	38	2	272	66	8	17	31	616
* JUDICIAL DISTRICT	49	62	97	46	2	307	78	11	23	56	731
GRAYS HARBOR	53	371	27	97	5	644	114	92	30	65	1498
* JUDICIAL DISTRICT	53	371	27	97	5	644	114	92	30	65	1498
ISLAND	6	34	61	74	4	384	8	16	3	111	701
SAN JUAN	3	4	18	10	2	40	10	6	0	14	107
* JUDICIAL DISTRICT	9	38	79	84	6	424	18	22	3	125	808
KING	1839	1181	8518	864	41	9689	1594	485	0	2351	26562
* JUDICIAL DISTRICT	1839	1181	8518	864	41	9689	1594	485	0	2351	26562
KITSAP	87	116	438	229	24	1261	271	24	13	191	2654
* JUDICIAL DISTRICT	87	116	438	229	24	1261	271	24	13	191	2654
KITTITAS	0	15	114	25	2	216	60	6	6	43	487
* JUDICIAL DISTRICT	0	15	114	25	2	216	60	6	6	43	487
KLICKITAT	3	11	71	20	0	111	40	0	5	23	284
SKAMANIA	2	25	16	2	3	63	25	3	1	14	154
* JUDICIAL DISTRICT	5	36	87	22	3	174	65	3	6	37	438
LEWIS	2	72	165	36	0	428	19	2	6	181	911
* JUDICIAL DISTRICT	2	72	165	36	0	428	19	2	6	181	911
LINCOLN	4	5	24	10	0	103	12	1	0	4	163
* JUDICIAL DISTRICT	4	5	24	10	0	103	12	1	0	4	163
MASON	11	7	99	42	1	209	49	0	9	69	496
THURSTON	26	35	566	151	3	1132	192	54	2	500	2661
* JUDICIAL DISTRICT	37	42	665	193	4	1341	241	54	11	569	3157
PACIFIC	5	6	94	31	0	142	48	1	1	14	342
WAHIAKUM	2	3	2	1	0	22	8	1	0	9	48
* JUDICIAL DISTRICT	7	9	96	32	0	164	56	2	1	23	390
PEND OREILLE	2	5	31	18	0	43	27	3	4	20	153
STEVENS	7	21	77	39	0	198	69	5	6	19	441
* JUDICIAL DISTRICT	9	26	108	57	0	241	96	8	10	39	594
PIERCE	618	261	2093	771	3	4325	994	76	140	516	9797
* JUDICIAL DISTRICT	618	261	2093	771	3	4325	994	76	140	516	9797
SKAGIT	62	23	272	54	0	582	139	1	3	181	1317
* JUDICIAL DISTRICT	62	23	272	54	0	582	139	1	3	181	1317
SNOHOMISH	254	344	1406	523	7	2263	591	81	21	329	5819
* JUDICIAL DISTRICT	254	344	1406	523	7	2263	591	81	21	329	5819
SPOKANE	266	111	1374	82	8	2866	148	64	81	1477	6477
* JUDICIAL DISTRICT	266	111	1374	82	8	2866	148	64	81	1477	6477
WALLA WALLA	12	75	159	22	1	389	109	52	4	94	917
* JUDICIAL DISTRICT	12	75	159	22	1	389	109	52	4	94	917
WHATCOM	92	44	382	98	7	810	180	41	14	125	1793
* JUDICIAL DISTRICT	92	44	382	98	7	810	180	41	14	125	1793
WHITMAN	10	8	63	9	0	161	41	0	5	58	355
* JUDICIAL DISTRICT	10	8	63	9	0	161	41	0	5	58	355
YAKIMA	87	149	857	64	24	1336	445	71	27	60	3120
* JUDICIAL DISTRICT	87	149	857	64	24	1336	445	71	27	60	3120
** TOTAL STATE	3857	3464	19779	3663	156	32995	6979	1216	517	7400	80026

WASHINGTON SUPERIOR COURTS
1977 CASELOAD

CRIMINAL FILINGS, DISPOSITIONS AND TRIALS

County/District	FILINGS			DISPOSITIONS			Disposition/ Filing Ratio	JURY TRIALS	NON-JURY TRIALS	CASES APPEALED
	1977	1976	% Increase	1977	1976	% Increase				
ADAMS	67	72	-6.9%	70	66	6.1%	1.0448	3	5	1
* JUDICIAL DISTRICT	67	72	-6.9%	70	66	6.1%	1.0448	3	5	1
ASOTIN	73	38	92.1%	83	50	38.3%	1.1370	1	0	2
COLUMBIA	40	32	25.0%	49	22	122.7%	1.2250	0	0	4
GARFIELD	10	14	-28.6%	8	18	-55.6%	0.8000	0	0	0
* JUDICIAL DISTRICT	123	84	46.4%	140	100	40.0%	1.1382	1	0	6
BENTON	194	217	-10.6%	232	226	2.7%	1.1959	45	17	12
FRANKLIN	138	195	-29.2%	192	161	19.3%	1.3913	18	3	11
* JUDICIAL DISTRICT	332	412	-19.4%	424	387	9.6%	1.2771	63	20	23
CHELAN	136	150	-9.3%	125	131	-4.6%	0.9191	12	6	5
* JUDICIAL DISTRICT	136	150	-9.3%	125	131	-4.6%	0.9191	12	6	5
CLALLAM	248	253	-2.0%	267	306	-12.7%	1.0766	54	9	13
JEFFERSON	41	42	-2.4%	45	45	0.0%	1.0976	5	3	1
* JUDICIAL DISTRICT	289	295	-2.0%	312	351	-11.1%	1.0796	59	12	14
CLARK	617	536	15.1%	719	802	-10.3%	1.1653	48	3	15
* JUDICIAL DISTRICT	617	536	15.1%	719	802	-10.3%	1.1653	48	3	15
COWLITZ	236	295	-20.0%	250	291	-14.1%	1.0593	43	19	14
* JUDICIAL DISTRICT	236	295	-20.0%	250	291	-14.1%	1.0593	43	19	14
DOUGLAS	47	69	-31.9%	70	90	-22.2%	1.4894	4	2	1
GRANT	229	169	35.5%	260	213	22.1%	1.1354	35	1	7
* JUDICIAL DISTRICT	276	238	16.0%	330	303	8.9%	1.1957	39	3	8
FERRY	32	19	68.4%	22	21	4.8%	0.6875	0	0	0
OKANOGAN	160	133	20.3%	126	112	21.4%	0.8500	15	0	4
* JUDICIAL DISTRICT	192	152	26.3%	158	133	18.8%	0.8229	15	0	4
GRAYS HARBOR	237	203	16.7%	181	213	-15.0%	0.7637	41	59	21
* JUDICIAL DISTRICT	237	203	16.7%	181	213	-15.0%	0.7637	41	59	21
ISLAND	105	118	-11.0%	96	122	-21.3%	0.9143	7	44	2
SAN JUAN	38	56	-32.1%	41	42	-2.4%	1.0789	3	0	5
* JUDICIAL DISTRICT	143	174	-17.8%	137	164	-16.5%	0.9580	10	44	7
KING	4493	4567	-1.6%	3963	4040	-1.9%	0.8820	1162	23	205
* JUDICIAL DISTRICT	4493	4567	-1.6%	3963	4040	-1.9%	0.8820	1162	23	205
KITSAP	486	535	-9.2%	450	474	-5.1%	0.9259	81	88	38
* JUDICIAL DISTRICT	486	535	-9.2%	450	474	-5.1%	0.9259	81	88	38
KITTITAS	91	65	40.0%	92	97	-5.2%	1.0110	12	1	4
* JUDICIAL DISTRICT	91	65	40.0%	92	97	-5.2%	1.0110	12	1	4
KLICKITAT	41	50	-18.0%	51	75	-32.0%	1.2439	3	0	2
SKAMANIA	44	59	-25.4%	60	38	57.9%	1.3636	3	1	3
* JUDICIAL DISTRICT	85	109	-22.0%	111	113	-1.8%	1.3059	6	1	5
LEWIS	319	345	-7.5%	366	365	0.3%	1.1473	29	9	11
* JUDICIAL DISTRICT	319	345	-7.5%	366	365	0.3%	1.1473	29	9	11
LINCOLN	44	64	-31.3%	52	71	-26.8%	1.1818	5	2	1
* JUDICIAL DISTRICT	44	64	-31.3%	52	71	-26.8%	1.1818	5	2	1
MASON	147	148	-0.7%	214	114	87.7%	1.4558	15	8	0
THURSTON	339	382	-11.3%	408	462	-11.7%	1.2035	16	4	6
* JUDICIAL DISTRICT	486	530	-8.3%	622	576	8.0%	1.2798	31	12	6
PACIFIC	114	107	6.5%	97	102	-4.9%	0.8509	11	6	4
WAHKIAKUM	14	15	-6.7%	22	11	100.0%	1.5714	4	28	0
* JUDICIAL DISTRICT	128	122	4.9%	119	113	5.3%	0.9297	15	34	4
PEND OREILLE	46	46	0.0%	44	52	-15.4%	0.9565	7	0	2
STEVENS	52	64	-18.8%	96	73	31.5%	1.8462	5	1	1
* JUDICIAL DISTRICT	98	110	-10.9%	140	125	12.0%	1.4286	12	1	3
PIERCE	1849	1821	1.5%	2212	2202	0.5%	1.1963	132	53	55
* JUDICIAL DISTRICT	1849	1821	1.5%	2212	2202	0.5%	1.1963	132	53	55
SKAGIT	133	123	8.1%	150	199	-24.6%	1.1278	18	6	14
* JUDICIAL DISTRICT	133	123	8.1%	150	199	-24.6%	1.1278	18	6	14
SNOHOMISH	624	558	11.8%	565	683	-17.3%	0.9054	59	60	36
* JUDICIAL DISTRICT	624	558	11.8%	565	683	-17.3%	0.9054	59	60	36
SPOKANE	988	1052	-6.1%	1210	776	55.9%	1.2247	147	2	45
* JUDICIAL DISTRICT	988	1052	-6.1%	1210	776	55.9%	1.2247	147	2	45
WALLA WALLA	303	251	20.7%	233	232	0.4%	0.7690	11	1	11
* JUDICIAL DISTRICT	303	251	20.7%	233	232	0.4%	0.7690	11	1	11
WHATCOM	344	325	5.8%	362	329	10.0%	1.0523	49	2	19
* JUDICIAL DISTRICT	344	325	5.8%	362	329	10.0%	1.0523	49	2	19
WHITMAN	55	63	-12.7%	60	60	0.0%	1.0909	5	6	4
* JUDICIAL DISTRICT	55	63	-12.7%	60	60	0.0%	1.0909	5	6	4
YAKIMA	967	802	20.6%	1111	978	13.6%	1.1489	45	138	66
* JUDICIAL DISTRICT	967	802	20.6%	1111	978	13.6%	1.1489	45	138	66
** TOTAL STATE	14100	14053	0.6%	14664	14374	2.0%	1.0370	2153	610	645

WASHINGTON SUPERIOR COURTS
1977 CASELOAD

SUMMARY OF CRIMINAL FILINGS

County/District	Homicide	Assault	Sex Crimes	Robbery	Burglary	Larceny	Forgery	Liquor/ Narcotics	Lwr-Dr. Appeals	Other Crim.	TOTAL
ADAMS	3	7	2	5	2	8	7	8	12	13	67
* JUDICIAL DISTRICT	3	7	2	5	2	8	7	8	12	13	67
ASOTIN	7	10	5	1	22	6	9	5	2	6	73
COLUMBIA	0	7	3	0	5	2	0	9	5	9	40
GARFIELD	0	3	0	0	1	0	0	2	3	1	10
* JUDICIAL DISTRICT	7	20	8	1	28	8	9	16	10	16	123
BENTON	4	18	9	4	25	19	13	38	41	23	194
FRANKLIN	7	14	3	9	31	10	6	26	6	26	138
* JUDICIAL DISTRICT	11	32	12	13	56	29	19	64	47	49	332
CHELAN	3	9	7	7	17	16	6	31	31	9	136
* JUDICIAL DISTRICT	3	9	7	7	17	16	6	31	31	9	136
CLALLAM	1	32	13	5	45	10	6	38	33	65	248
JEFFERSON	0	2	2	4	10	8	0	2	6	7	41
* JUDICIAL DISTRICT	1	34	15	9	55	18	6	40	39	72	289
CLARK	7	42	35	33	149	6	29	124	47	145	617
* JUDICIAL DISTRICT	7	42	35	33	149	6	29	124	47	145	617
COWLITZ	4	18	9	2	43	16	10	67	33	34	236
* JUDICIAL DISTRICT	4	18	9	2	43	16	10	67	33	34	236
DOUGLAS	0	4	1	1	19	0	0	10	4	8	47
GRANT	1	23	9	1	36	4	18	44	16	77	229
* JUDICIAL DISTRICT	1	27	10	2	55	4	18	54	20	85	276
FERRY	3	4	1	1	3	1	1	7	2	9	32
OKANOGAN	8	26	5	7	28	31	6	28	0	21	160
* JUDICIAL DISTRICT	11	30	6	8	31	32	7	35	2	30	192
GRAYS HARBOR	2	7	10	14	55	4	0	39	55	51	237
* JUDICIAL DISTRICT	2	7	10	14	55	4	0	39	55	51	237
ISLAND	1	4	0	4	14	0	0	18	29	35	105
SAN JUAN	0	10	3	0	3	5	0	6	2	9	38
* JUDICIAL DISTRICT	1	14	3	4	17	5	0	24	31	44	143
KING	56	209	164	208	490	370	140	330	2043	483	4493
* JUDICIAL DISTRICT	56	209	164	208	490	370	140	330	2043	483	4493
KITSAP	9	29	19	40	72	21	29	71	110	86	486
* JUDICIAL DISTRICT	9	29	19	40	72	21	29	71	110	86	486
KITTITAS	0	6	3	4	8	9	7	19	23	12	91
* JUDICIAL DISTRICT	0	6	3	4	8	9	7	19	23	12	91
KLICKITAT	0	4	0	1	5	1	4	14	3	9	41
SKAMANIA	0	5	1	5	11	8	0	5	8	1	44
* JUDICIAL DISTRICT	0	9	1	6	16	9	4	19	11	10	85
LEWIS	5	28	22	26	57	7	13	54	31	76	319
* JUDICIAL DISTRICT	5	28	22	26	57	7	13	54	31	76	319
LINCOLN	1	7	0	3	7	1	0	13	5	7	44
* JUDICIAL DISTRICT	1	7	0	3	7	1	0	13	5	7	44
MASON	3	20	10	2	26	21	8	20	18	19	147
THURSTON	3	22	22	12	48	30	3	61	47	91	339
* JUDICIAL DISTRICT	6	42	32	14	74	51	11	81	65	110	486
PACIFIC WAHIAKUM	3	12	4	1	13	4	4	10	18	45	114
* JUDICIAL DISTRICT	0	1	1	1	1	0	0	2	1	7	14
	3	13	5	2	14	4	4	12	19	52	128
PEND OREILLE	0	3	5	1	12	7	0	7	4	7	46
STEVENS	1	10	2	0	16	2	1	4	9	7	52
* JUDICIAL DISTRICT	1	13	7	1	28	9	1	11	13	14	98
PIERCE	38	160	80	70	224	276	123	115	259	504	1849
* JUDICIAL DISTRICT	38	160	80	70	224	276	123	115	259	504	1849
SKAGIT	6	9	3	7	28	6	5	9	19	41	133
* JUDICIAL DISTRICT	6	9	3	7	28	6	5	9	19	41	133
SNOHOMISH	7	50	37	40	93	18	18	63	135	163	624
* JUDICIAL DISTRICT	7	50	37	40	93	18	18	63	135	163	624
SPOKANE	16	65	68	48	136	158	53	171	145	128	988
* JUDICIAL DISTRICT	16	65	68	48	136	158	53	171	145	128	988
WALLA WALLA	2	16	15	7	29	50	5	56	20	103	303
* JUDICIAL DISTRICT	2	16	15	7	29	50	5	56	20	103	303
WHATCOM	2	40	15	18	46	16	30	28	39	110	344
* JUDICIAL DISTRICT	2	40	15	18	46	16	30	28	39	110	344
WHITMAN	2	3	1	1	20	10	7	5	4	2	55
* JUDICIAL DISTRICT	2	3	1	1	20	10	7	5	4	2	55
YAKIMA	17	55	21	32	93	108	54	163	135	289	967
* JUDICIAL DISTRICT	17	55	21	32	93	108	54	163	135	289	967
** TOTAL STATE	222	994	610	625	1943	1269	615	1722	3403	2738	14141

WASHINGTON SUPERIOR COURTS
1977 CASELOAD

PROBATE FILINGS AND DISPOSITIONS

County and District	FILINGS			DISPOSITIONS			Disposition/ Filing Ratio
	1977	1978	% Increase	1977	1978	% Increase	
ADAMS	60	73	-17.8%	31	27	14.8%	0.5167
* JUDICIAL DISTRICT	60	73	-17.8%	31	27	14.8%	0.5167
ASOTIN	74	94	-21.3%	59	67	-11.9%	0.7973
COLUMBIA	33	33	0.0%	25	17	47.1%	0.7576
GARFIELD	29	27	7.4%	22	17	29.4%	0.7586
* JUDICIAL DISTRICT	136	154	-11.7%	106	101	5.0%	0.7794
BENTON	268	275	-2.5%	191	203	-5.9%	0.7127
FRANKLIN	118	136	-13.2%	57	38	50.0%	0.4831
* JUDICIAL DISTRICT	386	411	-6.1%	248	241	2.9%	0.6425
CHELAN	234	235	-0.4%	67	201	-66.7%	0.2863
* JUDICIAL DISTRICT	234	235	-0.4%	67	201	-66.7%	0.2863
CLALLAM	181	204	-11.3%	116	188	-38.3%	0.6409
JEFFERSON	68	84	-19.0%	53	50	6.0%	0.7794
* JUDICIAL DISTRICT	249	288	-13.5%	169	238	-29.0%	0.6787
CLARK	575	497	15.7%	375	370	1.4%	0.6522
* JUDICIAL DISTRICT	575	497	15.7%	375	370	1.4%	0.6522
COWLITZ	251	240	4.6%	131	210	-37.6%	0.5219
* JUDICIAL DISTRICT	251	240	4.6%	131	210	-37.6%	0.5219
DOUGLAS	82	106	-22.6%	75	112	-33.0%	0.9146
GRANT	224	216	3.7%	57	76	-25.0%	0.2545
* JUDICIAL DISTRICT	306	322	-5.0%	132	188	-29.8%	0.4314
FERRY	26	27	-3.7%	11	9	22.2%	0.4231
OKANOGAN	115	103	11.7%	60	56	7.1%	0.5217
* JUDICIAL DISTRICT	141	130	8.5%	71	65	9.2%	0.5035
GRAYS HARBOR	291	283	2.8%	134	116	15.5%	0.4605
* JUDICIAL DISTRICT	291	283	2.8%	134	116	15.5%	0.4605
ISLAND	192	218	-11.9%	135	120	12.5%	0.7031
SAN JUAN	33	37	-10.8%	25	24	4.2%	0.7576
* JUDICIAL DISTRICT	225	255	-11.8%	160	144	11.1%	0.7111
KING	5475	5464	0.2%	5014	4538	10.5%	0.9158
* JUDICIAL DISTRICT	5475	5464	0.2%	5014	4538	10.5%	0.9158
KITSAP	532	570	-6.7%	402	397	1.3%	0.7556
* JUDICIAL DISTRICT	532	570	-6.7%	402	397	1.3%	0.7556
KITTITAS	96	91	5.5%	41	53	-22.6%	0.4271
* JUDICIAL DISTRICT	96	91	5.5%	41	53	-22.6%	0.4271
KLICKITAT	57	56	1.8%	35	35	0.0%	0.6140
SKAMANIA	39	31	25.8%	23	23	0.0%	0.5897
* JUDICIAL DISTRICT	96	87	10.3%	58	58	0.0%	0.6042
LEWIS	238	236	0.8%	253	261	-3.1%	1.0630
* JUDICIAL DISTRICT	238	236	0.8%	253	261	-3.1%	1.0630
LINCOLN	77	100	-23.0%	88	108	-18.5%	1.1429
* JUDICIAL DISTRICT	77	100	-23.0%	88	108	-18.5%	1.1429
MASON	133	150	-11.3%	252	114	121.1%	1.8947
THURSTON	405	336	20.5%	333	289	15.2%	0.8222
* JUDICIAL DISTRICT	538	486	10.7%	585	403	45.2%	1.0874
PACIFIC	86	112	-23.2%	46	58	-20.7%	0.5349
WAHIAKUM	14	10	40.0%	9	11	-18.2%	0.6429
* JUDICIAL DISTRICT	100	122	-18.0%	55	69	-20.3%	0.5500
PEND OREILLE	26	36	-27.8%	24	46	-47.8%	0.9231
STEVENS	115	95	21.1%	61	85	-28.2%	0.5304
* JUDICIAL DISTRICT	141	131	7.6%	85	131	-35.1%	0.6028
PIERCE	1548	1583	-2.2%	965	1076	-10.3%	0.6234
* JUDICIAL DISTRICT	1548	1583	-2.2%	965	1076	-10.3%	0.6234
SKAGIT	290	279	3.9%	253	292	-13.4%	0.8724
* JUDICIAL DISTRICT	290	279	3.9%	253	292	-13.4%	0.8724
SNOHOMISH	959	994	-3.5%	811	883	-8.2%	0.8457
* JUDICIAL DISTRICT	959	994	-3.5%	811	883	-8.2%	0.8457
SPOKANE	1643	1635	0.5%	1020	1002	1.8%	0.6208
* JUDICIAL DISTRICT	1643	1635	0.5%	1020	1002	1.8%	0.6208
WALLA WALLA	293	292	0.3%	265	255	3.9%	0.9044
* JUDICIAL DISTRICT	293	292	0.3%	265	255	3.9%	0.9044
WHATCOM	421	445	-5.4%	346	306	13.1%	0.8219
* JUDICIAL DISTRICT	421	445	-5.4%	346	306	13.1%	0.8219
WHITMAN	129	169	-23.7%	140	166	-15.7%	1.0853
* JUDICIAL DISTRICT	129	169	-23.7%	140	166	-15.7%	1.0853
YAKIMA	734	757	-3.0%	350	551	-36.5%	0.4768
* JUDICIAL DISTRICT	734	757	-3.0%	350	551	-36.5%	0.4768
** TOTAL STATE	16164	16329	-1.0%	12355	12450	-0.8%	0.7644

WASHINGTON SUPERIOR COURTS
1977 CASELOAD

JUVENILE AND MENTAL ILLNESS FILINGS

County/District	-----JUVENILE FILINGS-----			-----MENTAL ILLNESS FILINGS-----		
	1977	1976	% Increase	1977	1976	% Increase
ADAMS	19	17	11.8%	7	6	16.7%
* JUDICIAL DISTRICT	19	17	11.8%	7	6	16.7%
ASOTIN	40	39	2.6%	7	2	250.0%
COLUMBIA	10	15	-33.3%	1	0	---
GARFIELD	6	0	-33.3%	1	0	---
* JUDICIAL DISTRICT	56	54	3.7%	9	2	350.0%
BENTON	439	437	0.5%	59	62	-4.8%
FRANKLIN	159	105	51.4%	16	17	-5.9%
* JUDICIAL DISTRICT	598	542	10.3%	75	79	-5.1%
CHELAN	111	100	11.0%	21	36	-41.7%
* JUDICIAL DISTRICT	111	100	11.0%	21	36	-41.7%
CLALLAM	237	129	83.7%	11	2	450.0%
JEFFERSON	37	33	12.1%	1	1	0.0%
* JUDICIAL DISTRICT	274	162	69.1%	12	3	300.0%
CLARK	756	899	-15.9%	153	141	8.5%
* JUDICIAL DISTRICT	756	899	-15.9%	153	141	8.5%
COWLITZ	348	339	2.7%	51	34	50.0%
* JUDICIAL DISTRICT	348	339	2.7%	51	34	50.0%
DOUGLAS	56	46	21.7%	0	0	---
GRANT	234	225	4.0%	19	29	-34.5%
* JUDICIAL DISTRICT	290	271	7.0%	19	29	-34.5%
FERRY	11	15	-26.7%	0	0	---
OKANOGAN	162	154	5.2%	0	0	---
* JUDICIAL DISTRICT	173	169	2.4%	0	0	---
GRAYS HARBOR	155	103	50.5%	61	79	-22.8%
* JUDICIAL DISTRICT	155	103	50.5%	61	79	-22.8%
ISLAND	312	84	271.4%	5	2	150.0%
SAN JUAN	12	12	0.0%	0	2	-100.0%
* JUDICIAL DISTRICT	324	96	237.5%	5	4	25.0%
KING	4592	4140	10.9%	713	611	16.7%
* JUDICIAL DISTRICT	4592	4140	10.9%	713	611	16.7%
KITSAP	364	366	-0.5%	69	67	3.0%
* JUDICIAL DISTRICT	364	366	-0.5%	69	67	3.0%
KITSTITAS	35	14	150.0%	0	0	---
* JUDICIAL DISTRICT	35	14	150.0%	0	0	---
KLICKITAT	32	49	-34.7%	2	5	-60.0%
SKAMANIA	22	23	-4.3%	10	1	900.0%
* JUDICIAL DISTRICT	54	72	-25.0%	12	6	100.0%
LEWIS	185	120	54.2%	63	33	90.9%
* JUDICIAL DISTRICT	185	120	54.2%	63	33	90.9%
LINCOLN	40	34	17.6%	3	2	50.0%
* JUDICIAL DISTRICT	40	34	17.6%	3	2	50.0%
MASON	85	84	1.2%	12	12	0.0%
THURSTON	288	268	7.5%	129	158	-18.4%
* JUDICIAL DISTRICT	373	352	6.0%	141	170	-17.1%
PACIFIC	41	23	78.3%	9	3	200.0%
WAHIAKUM	5	4	25.0%	0	0	---
* JUDICIAL DISTRICT	46	27	70.4%	9	3	200.0%
PEND OREILLE	24	35	-31.4%	0	0	---
STEVENS	59	42	40.5%	9	4	125.0%
* JUDICIAL DISTRICT	83	77	7.8%	9	4	125.0%
PIERCE	1021	1135	-10.0%	593	592	0.2%
* JUDICIAL DISTRICT	1021	1135	-10.0%	593	592	0.2%
SKAGIT	392	295	32.9%	8	1	700.0%
* JUDICIAL DISTRICT	392	295	32.9%	8	1	700.0%
SHOHOMISH	1444	1032	39.9%	269	262	2.7%
* JUDICIAL DISTRICT	1444	1032	39.9%	269	262	2.7%
SPOKANE	1470	1506	-2.4%	205	306	-33.0%
* JUDICIAL DISTRICT	1470	1506	-2.4%	205	306	-33.0%
WALLA WALLA	133	181	-26.5%	91	62	46.8%
* JUDICIAL DISTRICT	133	181	-26.5%	91	62	46.8%
WHATCOM	245	233	5.2%	25	27	-7.4%
* JUDICIAL DISTRICT	245	233	5.2%	25	27	-7.4%
WHITMAN	50	58	-13.8%	12	18	-33.3%
* JUDICIAL DISTRICT	50	58	-13.8%	12	18	-33.3%
YAKIMA	1193	1039	14.8%	175	102	71.6%
* JUDICIAL DISTRICT	1193	1039	14.8%	175	102	71.6%
** TOTAL STATE	14824	13433	10.4%	2810	2679	4.9%

WASHINGTON SUPERIOR COURTS
1977 CASELOAD

JUDICIAL WORKLOAD INDICATORS

Superior Court	(# Judges)	FTE JUDGES 1977*	-----WEIGHTED CASELOAD-----			-----FILINGS-----			
			Weighted 1977	Caseload 1976	per Judge % Increase	(Judges) (Needed) (1977)	Total Cases Filed 1977	per Judge 1976	% Increase
COURTS WITH 1-2 JUDGES SERVING 1 COUNTY:									
ADAMS	(1)	1.00	33050	27859	18.6%	(0.6)	450.0	398.0	13.1%
CHELAN	(1)	1.00	76021	75127	1.2%	(1.3)	1426.0	1317.0	8.3%
COWLITZ	(2)	2.00	69860	75420	-7.4%	(2.4)	1217.5	1227.0	-0.8%
GRAYS HARBOR	(2)	2.00	84732	71544	18.4%	(2.9)	1121.0	989.5	13.3%
KITTITAS	(1)	1.00	42914	38574	11.3%	(0.7)	709.0	593.0	19.6%
LEWIS	(2)	2.00	62699	58544	7.1%	(2.1)	858.0	776.5	10.5%
LINCOLN	(1)	1.00	19075	21605	-11.7%	(0.3)	327.0	338.0	-3.3%
SKAGIT	(2)	2.00	59056	52080	13.4%	(2.0)	1070.0	918.5	16.5%
WALLA WALLA	(2)	2.00	60735	54832	10.8%	(2.1)	868.5	826.0	5.1%
WHITMAN	(1)	1.00	33637	33610	0.1%	(0.6)	601.0	624.0	-3.7%
COURTS WITH 1-2 JUDGES SERVING MORE THAN 1 COUNTY:									
ASOTIN-COLUMBIA-GARFIELD	(1)	1.00	48716	41806	16.5%	(0.9)	762.0	697.0	9.3%
CLALLAM-JEFFERSON	(2)	2.00	64947	62721	3.5%	(2.4)	977.5	922.5	6.0%
DOUGLAS-GRANT	(2)	2.00	69546	60406	15.1%	(2.5)	1084.0	990.0	9.5%
FERRY-OKANOGAN	(1)	1.00	97323	80768	20.5%	(1.8)	1237.0	1079.0	14.7%
ISLAND-SAN JUAN	(2)	1.16	79113	84919	-6.8%	(1.7)	1292.6	1276.0	1.3%
KLICKITAT-SKAMANIA	(1)	1.00	45208	43953	2.9%	(0.8)	685.0	671.0	2.1%
PACIFIC-WAHKIAKUM	(1)	1.00	47215	45553	3.6%	(0.9)	673.0	649.0	3.7%
PEND OREILLE-STEVENS	(1)	1.00	58909	58355	0.9%	(1.1)	925.0	883.0	4.8%
COURTS WITH 3-5 JUDGES SERVING 1 COUNTY:									
CLARK	(4)	4.00	87576	79175	10.6%	(5.1)	1407.0	1306.3	7.7%
KITSAP	(4)	3.16	82950	85376	-2.8%	(3.8)	1297.3	1268.0	2.3%
WHATCOM	(3)	3.00	60453	54093	11.8%	(2.6)	942.7	859.3	9.7%
YAKIMA	(5)	5.00	82223	68915	19.3%	(5.9)	1237.8	1083.0	14.3%
COURTS WITH 3-5 JUDGES SERVING MORE THAN 1 COUNTY:									
BENTON-FRANKLIN	(4)	3.16	80212	81745	-1.9%	(4.0)	1354.5	1286.3	5.3%
MASON-THURSTON	(4)	4.00	72097	69371	3.9%	(4.5)	1173.8	1074.0	9.3%
COURTS WITH MORE THAN 5 JUDGES									
KING	(34)	29.82	83553	114706	-1.4%	(33.7)	1402.8	1419.2	-1.2%
PIERCE	(11)	10.00	101031	96230	5.0%	(13.7)	1480.8	1428.2	3.7%
SNOHOMISH	(7)	7.00	80533	73885	9.0%	(7.6)	1302.1	1199.0	8.6%
SPOKANE	(9)	8.16	77939	81706	-4.6%	(8.6)	1320.7	1372.3	-3.8%
AVERAGES FOR TOTAL STATE:									
TOTAL STATE	(111)	102.47	77938	75398	3.4%	(116.6)	1248.8	1206.0	3.5%

* : FTE Judges is the number of actual judges which the court had during 1977. Those courts which added new judges in November, 1977, are credited with 0.16 judges for each new position added. (The new judicial position for Pierce County Superior Court was not effective until January, 1978.)

WASHINGTON SUPERIOR COURTS
1977 CASELOAD

County/District	-----JURY TRIALS-----			-----NON-JURY TRIALS-----			NON-JURY/JURY TRIAL RATIO		DISPOSITION/TRIAL RATIO	
	Civ.	Crim.	J.Trials per Judge*	Civ.	Crim.	NJ.Trials per Judge*	Civil	Criminal	Civil	Criminal
ADAMS	2	3		55	5		27.50	1.67	4.37	8.75
* JUDICIAL DISTRICT	2	3	5.0	55	5	60.0	27.50	1.67	4.37	8.75
ASOTIN	2	1		23	0		11.50	---	11.20	83.00
COLUMBIA	0	0		0	0		---	---	---	---
GARFIELD	0	0		2	0		---	---	30.50	---
* JUDICIAL DISTRICT	2	1	3.9	25	0	25.0	12.50	---	15.56	140.00
BENTON	18	45		162	17		9.00	0.38	7.78	3.74
FRANKLIN	12	18		118	3		9.83	0.17	8.58	9.14
* JUDICIAL DISTRICT	30	63	29.4	280	20	94.8	9.33	0.32	8.12	5.11
CHELAN	14	12		104	6		7.43	0.50	6.16	6.94
* JUDICIAL DISTRICT	14	12	26.0	104	6	110.0	7.43	0.50	6.16	6.94
CLALLAM	16	54		144	9		9.00	0.17	5.54	4.24
JEFFERSON	1	5		26	3		26.00	0.60	8.37	5.63
* JUDICIAL DISTRICT	17	59	38.0	170	12	91.0	10.00	0.20	5.95	4.39
CLARK	28	48		282	3		10.07	0.06	9.34	14.10
* JUDICIAL DISTRICT	28	48	19.0	282	3	71.3	10.07	0.06	9.34	14.10
COWLITZ	14	43		297	19		21.21	0.44	4.67	4.03
* JUDICIAL DISTRICT	14	43	28.5	297	19	158.0	21.21	0.44	4.67	4.03
DOUGLAS	3	4		13	2		4.33	0.50	11.56	11.67
GRANT	13	35		65	1		5.00	0.03	10.95	7.22
* JUDICIAL DISTRICT	16	39	27.5	78	3	40.5	4.88	0.08	11.05	7.86
FERRY	0	0		1	0		---	---	60.00	---
OKANOGAN	6	15		143	0		23.83	---	3.38	9.07
* JUDICIAL DISTRICT	6	15	21.0	144	0	144.0	24.00	---	3.76	10.53
GRAYS HARBOR	22	41		256	59		11.64	1.44	4.83	1.81
* JUDICIAL DISTRICT	22	41	31.5	256	59	157.5	11.64	1.44	4.83	1.81
ISLAND	4	7		91	44		22.75	6.29	5.72	1.88
SAN JUAN	3	3		10	0		3.33	---	6.31	13.67
* JUDICIAL DISTRICT	7	10	14.6	101	44	124.5	14.43	4.40	5.79	2.54
KING	302	1162		1103	23		3.65	0.02	17.55	3.34
* JUDICIAL DISTRICT	302	1162	49.1	1103	23	37.8	3.65	0.02	17.55	3.34
KITSAP	22	81		375	88		17.05	1.09	4.34	2.66
* JUDICIAL DISTRICT	22	81	32.5	375	88	146.3	17.05	1.09	4.34	2.66
KITTITAS	10	12		73	1		7.30	0.08	4.19	7.08
* JUDICIAL DISTRICT	10	12	22.0	73	1	74.0	7.30	0.08	4.19	7.08
KLICKITAT	14	3		27	0		1.93	---	7.59	17.00
SKAMANIA	1	3		20	1		20.00	0.33	6.48	15.00
* JUDICIAL DISTRICT	15	6	21.0	47	1	48.0	3.13	0.17	7.21	15.86
LEWIS	11	29		46	9		4.18	0.31	15.26	9.63
* JUDICIAL DISTRICT	11	29	20.0	46	9	27.5	4.18	0.31	15.26	9.63
LINCOLN	4	5		6	2		1.50	0.40	15.30	7.43
* JUDICIAL DISTRICT	4	5	9.0	6	2	8.0	1.50	0.40	15.30	7.43
MASON	5	15		25	8		5.00	0.53	17.97	9.30
THURSTON	21	16		204	4		9.71	0.25	9.04	20.40
* JUDICIAL DISTRICT	26	31	14.3	229	12	60.3	8.81	0.39	10.09	14.47
PACIFIC	2	11		40	6		20.00	0.55	5.98	5.71
WAKIYAKUM	1	4		21	28		21.00	7.00	2.09	0.69
* JUDICIAL DISTRICT	3	15	18.0	61	34	95.0	20.33	2.27	4.64	2.43
PEND OREILLE	2	7		21	0		10.50	---	8.09	6.29
STEVENS	2	5		57	1		28.50	0.20	6.86	16.00
* JUDICIAL DISTRICT	4	12	16.0	78	1	79.0	19.50	0.08	7.21	10.77
PIERCE	172	132		804	53		4.67	0.40	9.58	11.96
* JUDICIAL DISTRICT	172	132	30.4	804	53	85.7	4.67	0.40	9.58	11.96
SKAGIT	18	18		172	6		9.56	0.33	8.36	6.25
* JUDICIAL DISTRICT	18	18	18.0	172	6	89.0	9.56	0.33	8.36	6.25
SNOHOMISH	62	59		733	60		11.82	1.02	8.25	4.75
* JUDICIAL DISTRICT	62	59	17.3	733	60	113.3	11.82	1.02	8.25	4.75
SPOKANE	110	147		546	2		4.96	0.01	7.76	8.12
* JUDICIAL DISTRICT	110	147	31.5	546	2	67.1	4.96	0.01	7.76	8.12
WALLA WALLA	6	11		80	1		13.33	0.09	10.20	19.42
* JUDICIAL DISTRICT	6	11	8.5	80	1	40.5	13.33	0.09	10.20	19.42
WHATCOM	22	49		231	2		10.50	0.04	6.09	7.10
* JUDICIAL DISTRICT	22	49	23.7	231	2	77.7	10.50	0.04	6.09	7.10
WHITMAN	4	5		29	6		7.25	1.20	8.24	5.45
* JUDICIAL DISTRICT	4	5	9.0	29	6	35.0	7.25	1.20	8.24	5.45
YAKIMA	41	45		562	138		13.71	3.07	4.80	6.07
* JUDICIAL DISTRICT	41	45	17.2	562	138	140.0	13.71	3.07	4.80	6.07
** TOTAL STATE	990	2153	30.7	6967	610	73.9	7.04	0.28	9.15	5.31

* : The number of judges used in this calculation is the number of judges which the court actually had during 1977. Those courts which added new judges in November, 1977, are credited with 0.16 judges for each one added.

WASHINGTON SUPERIOR COURTS
1977 CASELOAD

JUDICIAL ASSISTANCE

Court	Judges*	----- VISITING JUDGE DAYS -----			PRO-TEM JUDGE DAYS RECEIVED	TOTAL JUDICIAL ASSISTANCE RECEIVED	NET JUDICIAL ASSISTANCE RECEIVED
		Given	Received	NET Days Received			
ADAMS	1.00	22.5	6.5	-16.0	0.0	6.5	-16.0
ASOTIN-COLUMBIA-GARFIELD	1.00	33.0	7.0	-26.0	0.0	7.0	-26.0
BENTON-FRANKLIN	3.16	7.0	10.0	3.0	19.0	29.0	22.0
CHELAN	1.00	25.0	7.5	-17.5	0.5	8.0	-17.0
CLALLAM-JEFFERSON	2.00	14.0	14.0	0.0	0.0	14.0	0.0
CLARK	4.00	10.0	6.0	-4.0	9.0	15.0	5.0
COWLITZ	2.00	4.5	4.0	-0.5	3.5	7.5	3.0
DOUGLAS-GRANT	2.00	28.0	15.5	-12.5	0.0	15.5	-12.5
FERRY-OKANOGAN	1.00	0.0	34.0	34.0	4.5	38.5	38.5
GRAYS HARBOR	2.00	6.5	11.0	4.5	0.0	11.0	4.5
ISLAND-SAN JUAN	1.16	21.0	25.0	4.0	2.0	27.0	6.0
KING	29.82	30.5	122.0	91.5	702.0	824.0	793.5
KITSAP	3.16	22.0	46.0	24.0	57.5	103.5	81.5
KITTITAS	1.00	92.0	27.5	-64.5	0.0	27.5	-64.5
KLICKITAT-SKAMANIA	1.00	42.0	38.0	-4.0	0.0	38.0	-4.0
LEWIS	2.00	11.0	7.0	-4.0	0.0	7.0	-4.0
LINCOLN	1.00	44.0	9.0	-35.0	0.0	9.0	-35.0
MASON-THURSTON	4.00	1.5	33.0	31.5	16.0	49.0	47.5
PACIFIC-WAHKIAKUM	1.00	38.0	9.5	-28.5	6.0	15.5	-22.5
PEND OREILLE-STEVENS	1.00	32.0	21.5	-10.5	4.0	25.5	-6.5
PIERCE	10.16	11.0	19.0	8.0	4.0	23.0	12.0
SKAGIT	2.00	14.0	14.5	0.5	0.0	14.5	0.5
SNOHOMISH	7.00	46.0	31.5	-14.5	46.5	78.0	32.0
SPOKANE	8.16	10.5	101.5	91.0	80.0	181.5	171.0
WALLA WALLA	2.00	5.0	9.5	4.5	11.5	21.0	16.0
WHATCOM	3.00	33.0	19.0	-14.0	0.0	19.0	-14.0
WHITMAN	1.00	66.5	9.0	-57.5	0.0	9.0	-57.5
YAKIMA	5.00	43.5	56.0	12.5	31.5	87.5	44.0
TOTAL STATE	102.63	714.0	714.0	0.0	997.5	1711.5	997.5

* : The number of judges which the court actually had during 1977. Those courts which added new judges in November, 1977, are credited with 0.16 judges for each one added.

WASHINGTON DISTRICT COURTS
1977 CASELOAD

REVIEW OF FILINGS AND OTHER TRANSACTIONS
1973 - 1977

	1973	1974	1975	1976	1977
FILINGS					
Traffic	271,967	329,384	374,665	377,344	412,419
Criminal/Misd.	33,120	39,808	39,035	41,776	43,073
Felony Prelim.	5,321	4,675	7,642	9,083	6,731
Civil	41,541	47,985	48,079	46,750	50,681
Small Claims	25,177	18,303	20,779	20,911	21,074
	<u>367,126</u>	<u>440,155</u>	<u>490,191</u>	<u>496,864</u>	<u>533,978</u>
BAIL FORFEITURES					
Traffic	170,858	208,509	241,533	241,752	271,189
Criminal	9,824	10,259	9,446	10,289	11,392
	<u>180,682</u>	<u>218,768</u>	<u>250,979</u>	<u>252,041</u>	<u>282,581</u>
ARRAIGNMENTS					
Traffic	69,420	75,636	91,916	99,434	96,795
Criminal	17,665	20,182	27,805	32,221	25,329
	<u>87,085</u>	<u>95,818</u>	<u>119,721</u>	<u>131,655</u>	<u>122,124</u>
JURY TRIALS					
Traffic	496	449	593	724	690
Criminal	186	134	178	208	253
Civil	56	48	36	33	161
	<u>738</u>	<u>631</u>	<u>807</u>	<u>965</u>	<u>1,104</u>
NON-JURY TRIALS					
Traffic	25,422	25,591	29,938	30,358	39,086
Criminal	5,758	7,068	8,170	9,003	8,501
Civil	4,489	4,089	4,475	5,030	4,797
	<u>35,669</u>	<u>36,748</u>	<u>42,583</u>	<u>44,391</u>	<u>53,488</u>
APPEALS					
Traffic	778	836	759	808	985
Criminal	214	246	238	338	278
Civil	213	269	298	281	289
	<u>1,205</u>	<u>1,351</u>	<u>1,295</u>	<u>1,427</u>	<u>1,552</u>
RECEIPTS					
Traffic	\$8,340,308	\$9,993,500	\$11,597,097	\$12,270,801	\$14,150,092
Criminal	892,320	990,217	1,030,832	1,229,622	1,267,076
Civil	276,355	300,003	245,066	295,894	330,914
	<u>\$9,508,983</u>	<u>\$11,283,720</u>	<u>\$12,872,995</u>	<u>\$13,796,317</u>	<u>\$15,748,082</u>

WASHINGTON DISTRICT COURTS
1977 CASELOAD

SUMMARY OF FILINGS

DISTRICT COURT	1977 CASE FILINGS					TOTAL	Percent Increase	1976 TOTAL FILINGS
	Traffic	Criminal Misd.	Criminal Felony	Civil	Small Claims			
ADAMS COUNTY								
Othello Dist. Ct.	672	47	0	20	12	751		1399
Ritzville Dist. Ct.	4977	202	0	24	22	5225	-46.3%	4214
TOTAL ADAMS COUNTY	5649	249	0	44	34	5976	6.5%	5613
ASOTIN COUNTY								
Asotin Co. Dist. Ct.	1169	231	0	35	86	1521	51.5%	1004
TOTAL ASOTIN COUNTY	1169	231	0	35	86	1521	51.5%	1004
BENTON COUNTY								
Benton Co. Dist. Ct. Dept. 1	5497	523	85	514	120	6739	0.2%	6723
Benton Co. Dist. Ct. Dept. 2	5497	697	191	1050	149	7584	0.6%	7540
TOTAL BENTON COUNTY	10994	1220	276	1564	269	14323	0.4%	14263
CHELAN COUNTY								
Chelan Co. Dist. Ct.	8130	1459	175	600	252	10616	17.9%	9008
TOTAL CHELAN COUNTY	8130	1459	175	600	252	10616	17.9%	9008
CLALLAM COUNTY								
Clallam Co. Dist. Ct.	3805	661	0	394	280	5140	17.3%	4383
TOTAL CLALLAM COUNTY	3805	661	0	394	280	5140	17.3%	4383
CLARK COUNTY								
Clark Co. Dist. Ct.	24352	3034	0	1519	1909	30814	-2.9%	31732
TOTAL CLARK COUNTY	24352	3034	0	1519	1909	30814	-2.9%	31732
COLUMBIA COUNTY								
Columbia Co. Justice Ct.	1078	188	0	7	60	1333	40.3%	950
TOTAL COLUMBIA COUNTY	1078	188	0	7	60	1333	40.3%	950
COWLITZ COUNTY								
Cowlitz Co. Dist. Ct.	11748	1100	0	778	485	14111	22.8%	11493
TOTAL COWLITZ COUNTY	11748	1100	0	778	485	14111	22.8%	11493
DOUGLAS COUNTY								
Douglas Co. Dist. Ct.	2733	444	13	257	82	3529	20.9%	2920
TOTAL DOUGLAS COUNTY	2733	444	13	257	82	3529	20.9%	2920
FERRY COUNTY								
Ferry Co. Dist. Ct. #1	651	211	3	49	80	994	3.6%	959
Ferry Co. Dist. Ct. #2	69	12	0	0	0	81	-4.7%	85
TOTAL FERRY COUNTY	720	223	3	49	80	1075	3.0%	1044
FRANKLIN COUNTY								
Franklin Co. Dist. Ct.	5160	454	4	649	137	6404	50.1%	4267
TOTAL FRANKLIN COUNTY	5160	454	4	649	137	6404	50.1%	4267
GARFIELD COUNTY								
Garfield Co. Dist. Ct.	416	53	0	0	12	481	38.2%	348
TOTAL GARFIELD COUNTY	416	53	0	0	12	481	38.2%	348
GRANT COUNTY								
Grant Co. Dist. Ct.	7636	1048	44	677	301	9706	18.6%	8186
TOTAL GRANT COUNTY	7636	1048	44	677	301	9706	18.6%	8186
GRAYS HARBOR COUNTY								
Grays Harbor Dist. Ct. #1	3608	453	88	105	132	4386	-1.1%	4435
Grays Harbor Dist. Ct. #2	4865	915	0	686	116	6582	9.0%	6036
McCleary Dist. Ct.	4	4	0	0	32	40	-2.4%	41
TOTAL GRAYS HARBOR COUNTY	8477	1372	88	791	280	11008	4.7%	10512
ISLAND COUNTY								
Island Co. Dist. Ct.	3826	743	26	75	108	4778	15.9%	4124
TOTAL ISLAND COUNTY	3826	743	26	75	108	4778	15.9%	4124
JEFFERSON COUNTY								
Jefferson Co. Dist. Ct.	766	242	0	62	46	1116	-17.7%	1356
West Jefferson Co. Dist. Ct.	131	48	0	4	5	182	---	0
Quilcene Dist. Ct.	0	117	0	0	0	117	---	0
TOTAL JEFFERSON COUNTY	897	407	0	66	51	1421	4.8%	1356
KING COUNTY								
Airport Dist. Ct.	16237	636	0	301	330	17504	32.3%	13234
Aukeen Dist. Ct.	7471	987	25	1088	737	10308	5.2%	9803
Belleuve Dist. Ct.	5937	300	0	923	505	7665	-45.1%	13972
Federal Way Dist. Ct.	17596	998	0	285	165	19044	18.3%	16101
Issaquah Dist. Ct.	7936	429	0	131	80	8576	19.1%	7201
Mercer Island Dist. Ct.	1582	27	0	64	51	1724	3.7%	1662
Northeast Dist. Ct.	22293	1412	0	1090	526	25321	20.1%	21080
Renton Dist. Ct.	7871	783	0	568	364	9586	25.4%	7644
Roxbury Dist. Ct.	8250	411	0	213	221	9095	-3.8%	9455
Seattle Dist. Ct.	8857	349	4469	13721	2855	30261	-14.1%	35225
Shoreline Dist. Ct.	7841	685	0	184	183	8893	3.0%	8633
Vashon Island Dist. Ct.	552	106	0	13	49	720	-15.2%	849
TOTAL KING COUNTY	112423	7123	4494	18581	6076	148697	2.6%	144859
KITSAP COUNTY								
Kitsap Co. Dist. Ct. #1	4343	243	0	268	143	4997	0.1%	4993
Kitsap Co. Dist. Ct. #2	7363	1395	1	436	108	9303	53.1%	6075
TOTAL KITSAP COUNTY	11706	1638	1	704	251	14300	29.2%	11068
KITTITAS COUNTY								
Lower Kittitas Co. Dist. Ct.	10577	467	0	221	151	11416	12.3%	10166
Upper Kittitas Co. Dist. Ct.	5655	192	0	29	48	5924	-14.3%	6909
TOTAL KITTITAS COUNTY	16232	659	0	250	199	17340	1.6%	17075

Continued on next page

WASHINGTON DISTRICT COURTS
1977 CASELOAD

SUMMARY OF FILINGS

DISTRICT COURT	1977 CASE FILINGS					TOTAL	Percent Increase	1976 TOTAL FILINGS
	Traffic	Criminal Misd.	Criminal Felony	Civil	Small Claims			
KLICKITAT COUNTY								
East Klickitat Dist. Ct.	2173	267	0	57	142	2639	64.0%	1609
West Klickitat Dist. Ct.	1059	183	0	32	113	1387	15.9%	1197
TOTAL KLICKITAT COUNTY	3232	450	0	89	255	4026	43.5%	2806
LEWIS COUNTY								
Lewis Co. Dist. Ct.	11959	1295	30	425	250	13959	10.5%	12635
TOTAL LEWIS COUNTY	11959	1295	30	425	250	13959	10.5%	12635
LINCOLN COUNTY								
Lincoln Co. Dist. Ct.	1609	334	7	15	56	2021	8.0%	1871
TOTAL LINCOLN COUNTY	1609	334	7	15	56	2021	8.0%	1871
MASON COUNTY								
Mason Co. Dist. Ct.	2171	824	0	148	170	3313	15.6%	2867
TOTAL MASON COUNTY	2171	824	0	148	170	3313	15.6%	2867
OKANOGAN COUNTY								
Okanogan Co. Dist. Ct.	4384	834	13	258	381	5870	9.9%	5340
TOTAL OKANOGAN COUNTY	4384	834	13	258	381	5870	9.9%	5340
PACIFIC COUNTY								
North Pacific Co. Dist. Ct.	835	371	0	115	20	1341	-16.6%	1608
South Pacific Co. Dist. Ct.	860	294	0	51	139	1344	-1.5%	1365
TOTAL PACIFIC COUNTY	1695	665	0	166	159	2685	-9.7%	2973
PEND OREILLE COUNTY								
Pend Oreille Co. Dist. Ct.	668	307	1	40	52	1068	6.7%	1001
TOTAL PEND OREILLE COUNTY	668	307	1	40	52	1068	6.7%	1001
PIERCE COUNTY								
Pierce Co. Dist. Ct. #1	32161	2130	0	3286	1507	39084	3.0%	37932
Pierce Co. Dist. Ct. #3	1501	667	0	7	26	2201	-6.9%	2364
Pierce Co. Dist. Ct. #4	1560	315	0	18	24	1917	29.5%	1480
TOTAL PIERCE COUNTY	35222	3112	0	3311	1557	43202	3.4%	41776
SAN JUAN COUNTY								
San Juan Co. Dist. Ct.	570	211	0	5	18	804	116.1%	372
TOTAL SAN JUAN COUNTY	570	211	0	5	18	804	116.1%	372
SKAGIT COUNTY								
Skagit Co. Dist. Ct. #2	2756	443	31	327	97	3654	6.5%	3432
Skagit Co. Dist. Ct. #3	2431	287	56	299	126	3199	24.4%	2571
TOTAL SKAGIT COUNTY	5187	730	87	626	223	6853	14.2%	6003
SKAMANIA COUNTY								
Skamania Co. Dist. Ct.	1077	273	3	35	82	1470	11.7%	1316
TOTAL SKAMANIA COUNTY	1077	273	3	35	82	1470	11.7%	1316
SNOHOMISH COUNTY								
Cascade Dist. Ct.	4642	272	0	226	85	5225	16.7%	4478
Everett Dist. Ct.	10917	1343	417	2668	655	16000	-0.8%	16137
Evergreen Dist. Ct.	6253	585	0	99	319	7256	17.9%	6156
South Dist. Ct.	3515	37	0	1949	864	6365	15.0%	5535
TOTAL SNOHOMISH COUNTY	25327	2237	417	4942	1923	34846	7.9%	32306
SPOKANE COUNTY								
Cheney Dist. Ct.	41	57	0	19	19	136	5.4%	129
Millwood Dist. Ct.	5956	119	0	0	0	6075	11.9%	5430
Spokane Co. Dist. Ct.	25493	3812	1049	6202	1953	38509	13.1%	34060
TOTAL SPOKANE COUNTY	31490	3988	1049	6221	1972	44720	12.9%	39619
STEVENS COUNTY								
Stevens Co. Dist. Ct.	2583	339	0	214	158	3294	22.3%	2693
TOTAL STEVENS COUNTY	2583	339	0	214	158	3294	22.3%	2693
THURSTON COUNTY								
Thurston Co. Dist. Ct.	12979	1163	0	852	511	15505	7.1%	14482
TOTAL THURSTON COUNTY	12979	1163	0	852	511	15505	7.1%	14482
WAHIAKUM COUNTY								
Wahkiakum Co. Dist. Ct.	321	88	0	45	5	459	2.0%	450
TOTAL WAHIAKUM COUNTY	321	88	0	45	5	459	2.0%	450
WALLA WALLA COUNTY								
College Place Dist. Ct.	2	0	0	2	21	25	-95.7%	587
Walla Walla Dist. Ct.	6707	331	0	336	277	7651	31.8%	5805
TOTAL WALLA WALLA COUNTY	6709	331	0	338	298	7676	20.1%	6392
WHATCOM COUNTY								
Whatcom Co. Dist. Ct.	7561	1532	0	953	1198	11244	12.3%	10015
TOTAL WHATCOM COUNTY	7561	1532	0	953	1198	11244	12.3%	10015
WHITMAN COUNTY								
Colfax Dist. Ct.	4369	53	0	31	68	4521	17.2%	3859
Pullman Dist. Ct.	2199	375	0	7	114	2695	34.1%	2009
TOTAL WHITMAN COUNTY	6568	428	0	38	182	7216	23.0%	5868
YAKIMA COUNTY								
Yakima Co. Dist. Ct.	7512	1161	0	4793	634	14100	-22.9%	18280
Toppenish Dist. Ct.	3812	236	0	0	0	4048	---	0
Sunnyside Dist. Ct.	2632	229	0	127	38	3026	---	0
TOTAL YAKIMA COUNTY	13956	1626	0	4920	672	21174	15.8%	18280
WASHINGTON STATE								
TOTAL STATE	412419	43073	6731	50681	21074	533978	8.3%	493270

WASHINGTON DISTRICT COURTS
1977 CASELOAD

BAIL FORFEITURES and ARRAIGNMENTS

DISTRICT COURT	BAIL FORFEITURES			ARRAIGNMENTS				TOTAL
	Traffic	Criminal	TOTALTraffic.... G.Plea NG.Plea	Criminal.... G.Plea NG.Plea		
ADAMS COUNTY								
Othello Dist. Ct.	390	15	405	178	17	14	6	215
Ritzville Dist. Ct.	4372	134	4506	299	107	30	12	448
TOTAL ADAMS COUNTY	4762	149	4911	477	124	44	18	663
ASOTIN COUNTY								
Asotin Co. Dist. Ct.	747	68	815	256	31	65	24	376
TOTAL ASOTIN COUNTY	747	68	815	256	31	65	24	376
BENTON COUNTY								
Benton Co. Dist. Ct. Dept. #1	2582	47	2629	2086	710	142	123	3061
Benton Co. Dist. Ct. Dept. #2	2770	37	2807	1938	406	333	171	2848
TOTAL BENTON COUNTY	5352	84	5436	4024	1116	475	294	5909
CHELAN COUNTY								
Chelan Co. Dist. Ct.	4826	501	5327	1700	747	495	354	3296
TOTAL CHELAN COUNTY	4826	501	5327	1700	747	495	354	3296
CLALLAM COUNTY								
Clallam Co. Dist. Ct.	2290	250	2540	791	299	189	112	1391
TOTAL CLALLAM COUNTY	2290	250	2540	791	299	189	112	1391
CLARK COUNTY								
Clark Co. Dist. Ct.	14034	288	14322	2516	1509	1341	893	6259
TOTAL CLARK COUNTY	14034	288	14322	2516	1509	1341	893	6259
COLUMBIA COUNTY								
Columbia Co. Justice Ct.	549	103	652	368	22	6	9	468
TOTAL COLUMBIA COUNTY	549	103	652	368	22	69	9	468
COWLITZ COUNTY								
Cowlitz Co. Dist. Ct.	7374	373	7747	1605	323	298	169	2395
TOTAL COWLITZ COUNTY	7374	373	7747	1605	323	298	169	2395
DOUGLAS COUNTY								
Douglas Co. Dist. Ct.	1592	138	1730	760	51	106	26	943
TOTAL DOUGLAS COUNTY	1592	138	1730	760	51	106	26	943
FERRY COUNTY								
Ferry Co. Dist. Ct. #1	301	31	332	69	21	60	23	173
Ferry Co. Dist. Ct. #2	25	1	26	12	6	4	5	27
TOTAL FERRY COUNTY	326	32	358	81	27	64	28	200
FRANKLIN COUNTY								
Franklin Co. Dist. Ct.	2546	68	2614	1752	227	120	57	2156
TOTAL FRANKLIN COUNTY	2546	68	2614	1752	227	120	57	2156
GARFIELD COUNTY								
Garfield Co. Dist. Ct.	315	31	346	61	0	16	0	77
TOTAL GARFIELD COUNTY	315	31	346	61	0	16	0	77
GRANT COUNTY								
Grant Co. Dist. Ct.	4063	275	4338	2008	126	195	49	2378
TOTAL GRANT COUNTY	4063	275	4338	2008	126	195	49	2378
GRAYS HARBOR COUNTY								
Grays Harbor Dist. Ct. #1	2649	208	2857	462	285	143	87	977
Grays Harbor Dist. Ct. #2	4806	805	5611	577	381	105	83	1146
McCleary Dist. Ct.	1	0	1	2	2	4	0	8
TOTAL GRAYS HARBOR COUNTY	7456	1013	8469	1041	668	252	170	2131
ISLAND COUNTY								
Island Co. Dist. Ct.	2842	278	3120	205	132	89	22	448
TOTAL ISLAND COUNTY	2842	278	3120	205	132	89	22	448
JEFFERSON COUNTY								
Jefferson Co. Dist. Ct.	478	75	553	168	48	48	27	291
West Jefferson Co. Dist. Ct.	66	23	89	27	14	3	11	55
Quilcene Dist. Ct.	1	99	100	0	0	10	11	21
TOTAL JEFFERSON COUNTY	545	197	742	195	62	61	49	367
KING COUNTY								
Airport Dist. Ct.	10266	45	10311	1249	1619	214	431	3513
Aukeen Dist. Ct.	4610	15	4625	1488	656	314	247	2705
Bellevue Dist. Ct.	3140	6	3146	711	820	57	41	1629
Federal Way Dist. Ct.	12491	248	12739	1719	1831	309	485	4344
Issaquah Dist. Ct.	5738	133	5871	826	408	139	97	1470
Mercer Island Dist. Ct.	876	1	877	193	118	13	6	330
Northeast Dist. Ct.	16527	338	16865	1945	1162	493	364	3964
Renton Dist. Ct.	4975	300	5275	1089	759	220	119	2187
Roxbury Dist. Ct.	4965	14	4979	962	881	164	257	2264
Seattle Dist. Ct.	6171	15	6186	192	3535	71	1825	5623
Shoreline Dist. Ct.	4662	55	4717	869	1294	188	367	2718
Vashon Island Dist. Ct.	335	13	348	64	96	27	42	229
TOTAL KING COUNTY	74756	1183	75939	11307	13179	2209	4281	30976
KITSAP COUNTY								
Kitsap Co. Dist. Ct. #1	2159	16	2175	1348	368	92	86	1894
Kitsap Co. Dist. Ct. #2	4181	134	4315	1567	510	304	181	2562
TOTAL KITSAP COUNTY	6340	150	6490	2915	878	396	267	4456
KITTITAS COUNTY								
Lower Kittitas Co. Dist. Ct.	10317	264	10581	1320	354	133	70	1877
Upper Kittitas Co. Dist. Ct.	4328	95	4423	616	180	36	14	846
TOTAL KITTITAS COUNTY	14645	359	15004	1936	534	169	84	2723

Continued on next page

WASHINGTON DISTRICT COURTS
1977 CASELOAD

BAIL FORFEITURES and ARRAIGNMENTS

DISTRICT COURT	BAIL FORFEITURES			ARRAIGNMENTS				TOTAL
	Traffic	Criminal	TOTALTraffic.... G.Plea NG.PleaCriminal.... G.Plea NG.PleaCriminal.... G.Plea NG.Plea	TOTAL	
KLICKITAT COUNTY								
East Klickitat Dist. Ct.	1143	47	1190	628	70	98	44	840
West Klickitat Dist. Ct.	351	12	363	2	8	1	0	11
TOTAL KLICKITAT COUNTY	1494	59	1553	630	78	99	44	851
LEWIS COUNTY								
Lewis Co. Dist. Ct.	8867	368	9235	1355	329	513	323	2520
TOTAL LEWIS COUNTY	8867	368	9235	1355	329	513	323	2520
LINCOLN COUNTY								
Lincoln Co. Dist. Ct.	1292	189	1481	139	62	91	34	326
TOTAL LINCOLN COUNTY	1292	189	1481	139	62	91	34	326
MASON COUNTY								
Mason Co. Dist. Ct.	1303	409	1712	386	206	151	81	824
TOTAL MASON COUNTY	1303	409	1712	386	206	151	81	824
OKANOGAN COUNTY								
Okanogan Co. Dist. Ct.	3101	325	3426	328	128	163	149	768
TOTAL OKANOGAN COUNTY	3101	325	3426	328	128	163	149	768
PACIFIC COUNTY								
North Pacific Co. Dist. Ct.	575	143	718	174	69	86	53	382
South Pacific Co. Dist. Ct.	464	132	596	1	25	1	25	52
TOTAL PACIFIC COUNTY	1039	275	1314	175	94	87	78	434
PEND OREILLE COUNTY								
Pend Oreille Co. Dist. Ct.	410	120	530	79	37	63	36	215
TOTAL PEND OREILLE COUNTY	410	120	530	79	37	63	36	215
PIERCE COUNTY								
Pierce Co. Dist. Ct. #1	27646	604	28250	1472	2387	317	1141	5317
Pierce Co. Dist. Ct. #3	1312	575	1887	74	309	88	119	590
Pierce Co. Dist. Ct. #4	1257	75	1132	123	107	17	87	364
TOTAL PIERCE COUNTY	30015	1254	31269	1669	2803	452	1347	6271
SAN JUAN COUNTY								
San Juan Co. Dist. Ct.	487	136	623	38	40	17	17	112
TOTAL SAN JUAN COUNTY	487	136	623	38	40	17	17	112
SKAGIT COUNTY								
Skagit Co. Dist. Ct. #2	2177	284	2461	79	167	34	42	322
Skagit Co. Dist. Ct. #3	1634	77	1711	218	137	32	43	430
TOTAL SKAGIT COUNTY	3811	361	4172	297	304	66	85	752
SKAMANIA COUNTY								
Skamania Co. Dist. Ct.	585	61	646	532	118	147	39	836
TOTAL SKAMANIA COUNTY	585	61	646	532	118	147	39	836
SNOHOMISH COUNTY								
Cascade Dist. Ct.	3349	105	3454	443	283	93	62	881
Everett Dist. Ct.	7832	227	8059	1873	1027	712	700	4312
Evergreen Dist. Ct.	3735	210	3945	770	758	102	99	1729
South Dist. Ct.	2309	2	2311	290	10	6	7	613
TOTAL SNOHOMISH COUNTY	17225	544	17769	3376	2133	913	868	7535
SPOKANE COUNTY								
Cheney Dist. Ct.	4	6	10	39	2	41	9	91
Millwood Dist. Ct.	2012	49	2061	3464	310	78	1	3853
Spokane Co. Dist. Ct.	13270	89	13359	9297	1006	2369	754	13426
TOTAL SPOKANE COUNTY	15286	144	15430	12800	1318	2488	764	17370
STEVENS COUNTY								
Stevens Co. Dist. Ct.	2495	340	2835	418	125	70	49	662
TOTAL STEVENS COUNTY	2495	340	2835	418	125	70	49	662
THURSTON COUNTY								
Thurston Co. Dist. Ct.	10313	373	10686	1393	549	440	149	2531
TOTAL THURSTON COUNTY	10313	373	10686	1393	549	440	149	2531
WAHKIAKUM COUNTY								
Wahkiakum Co. Dist. Ct.	139	23	162	99	64	26	28	217
TOTAL WAHKIAKUM COUNTY	139	23	162	99	64	26	28	217
WALLA WALLA COUNTY								
College Placa Dist. Ct.	0	0	0	1	1	0	0	2
Walla Walla Dist. Ct.	1255	32	1287	4363	111	146	15	4635
TOTAL WALLA WALLA COUNTY	1255	32	1287	4364	112	146	15	4637
WHATCOM COUNTY								
Whatcom Co. Dist. Ct.	3927	392	4319	1684	298	367	118	2467
TOTAL WHATCOM COUNTY	3927	392	4319	1684	298	367	118	2467
WHITMAN COUNTY								
Colfax Dist. Ct.	3030	2	3032	5	26	0	0	31
Pullman Dist. Ct.	1481	25	1506	1	108	1	84	194
TOTAL WHITMAN COUNTY	4511	27	4538	6	134	1	84	225
YAKIMA COUNTY								
Yakima Co. Dist. Ct.	4544	268	4812	1724	618	486	450	3278
Toppenish Dist. Ct.	2065	91	2156	643	223	68	39	973
Sunnyside Dist. Ct.	1665	61	1726	448	141	73	46	708
TOTAL YAKIMA COUNTY	8274	420	8694	2815	982	627	535	4959
WASHINGTON STATE								
TOTAL STATE	271189	11392	282581	66581	30214	13580	11749	122124

WASHINGTON DISTRICT COURTS
1977 CASELOAD

TRIAL ACTIVITY

DISTRICT COURT	JURY TRIALS				NON-JURY TRIALS				TOTAL TRIALS
	Traffic	Criminal	Civil	TOTAL	Traffic	Criminal	Civil	TOTAL	
ADAMS COUNTY									
Othello Dist. Ct.	0	0	0	0	9	3	0	12	12
Ritzville Dist. Ct.	3	0	0	3	95	6	0	101	104
TOTAL ADAMS COUNTY	3	0	0	3	104	9	0	113	116
ASOTIN COUNTY									
Asotin Co. Dist. Ct.	0	0	0	0	49	34	0	83	83
TOTAL ASOTIN COUNTY	0	0	0	0	49	34	0	83	83
BENTON COUNTY									
Benton Co. Dist. Ct. Dept. 1	3	0	10	13	588	132	50	770	783
Benton Co. Dist. Ct. Dept. 2	1	2	37	40	768	143	129	1040	1080
TOTAL BENTON COUNTY	4	2	47	53	1356	275	179	1810	1863
CHELAN COUNTY									
Chelan Co. Dist. Ct.	13	5	0	18	361	123	40	524	542
TOTAL CHELAN COUNTY	13	5	0	18	361	123	40	524	542
CLALLAM COUNTY									
Clallam Co. Dist. Ct.	3	1	0	4	244	101	26	371	375
TOTAL CLALLAM COUNTY	3	1	0	4	244	101	26	371	375
CLARK COUNTY									
Clark Co. Dist. Ct.	47	24	9	80	1046	289	157	1492	1572
TOTAL CLARK COUNTY	47	24	9	80	1046	289	157	1492	1572
COLUMBIA COUNTY									
Columbia Co. Justice Ct.	0	0	0	0	22	9	0	31	31
TOTAL COLUMBIA COUNTY	0	0	0	0	22	9	0	31	31
COWLITZ COUNTY									
Cowlitz Co. Dist. Ct.	28	2	0	30	514	249	91	854	884
TOTAL COWLITZ COUNTY	28	2	0	30	514	249	91	854	884
DOUGLAS COUNTY									
Douglas Co. Dist. Ct.	5	2	0	7	150	76	16	242	249
TOTAL DOUGLAS COUNTY	5	2	0	7	150	76	16	242	249
FERRY COUNTY									
Ferry Co. Dist. Ct. #1	7	3	0	10	5	4	0	9	19
Ferry Co. Dist. Ct. #2	0	0	0	0	4	0	0	4	4
TOTAL FERRY COUNTY	7	3	0	10	9	4	0	13	23
FRANKLIN COUNTY									
Franklin Co. Dist. Ct.	0	0	0	0	301	114	149	564	564
TOTAL FRANKLIN COUNTY	0	0	0	0	301	114	149	564	564
GARFIELD COUNTY									
Garfield Co. Dist. Ct.	0	0	0	0	0	0	0	0	0
TOTAL GARFIELD COUNTY	0	0	0	0	0	0	0	0	0
GRANT COUNTY									
Grant Co. Dist. Ct.	6	0	0	6	244	60	60	364	370
TOTAL GRANT COUNTY	6	0	0	6	244	60	60	364	370
GRAYS HARBOR COUNTY									
Grays Harbor Dist. Ct. #1	17	3	1	21	259	84	13	356	377
Grays Harbor Dist. Ct. #2	13	2	0	15	365	68	48	481	496
McCleary Dist. Ct.	0	0	0	0	2	0	0	2	2
TOTAL GRAYS HARBOR COUNTY	30	5	1	36	626	152	61	839	875
ISLAND COUNTY									
Island Co. Dist. Ct.	3	0	3	6	444	147	14	605	611
TOTAL ISLAND COUNTY	3	0	3	6	444	147	14	605	611
JEFFERSON COUNTY									
Jefferson Co. Dist. Ct.	0	1	0	1	94	33	0	127	128
West Jefferson Co. Dist. Ct.	0	0	0	0	16	3	0	19	19
Quilcene Dist. Ct.	1	2	0	3	0	23	0	23	26
TOTAL JEFFERSON COUNTY	1	3	0	4	110	59	0	169	173
KING COUNTY									
Airport Dist. Ct.	11	2	0	13	1262	288	57	1607	1620
Auksee Dist. Ct.	5	2	0	7	1055	398	203	1656	1663
Bellevue Dist. Ct.	2	1	0	3	445	16	146	607	610
Federal Way Dist. Ct.	2	1	0	3	1678	396	67	2141	2144
Issaquah Dist. Ct.	6	0	0	6	489	148	39	676	682
Mercer Island Dist. Ct.	4	0	0	4	382	25	29	436	440
Northeast Dist. Ct.	13	3	0	16	1831	468	85	2384	2400
Renton Dist. Ct.	6	2	0	8	959	217	151	1327	1335
Roxbury Dist. Ct.	8	3	0	11	1023	289	44	1356	1367
Seattle Dist. Ct.	3	5	9	17	3015	225	744	3984	4001
Shoreline Dist. Ct.	5	1	0	6	1025	270	16	1311	1317
Vashon Island Dist. Ct.	0	0	0	0	76	33	1	110	110
TOTAL KING COUNTY	65	20	9	94	13240	2773	1582	17595	17689
KITSAP COUNTY									
Kitsap Co. Dist. Ct. #1	13	5	0	18	373	97	39	509	527
Kitsap Co. Dist. Ct. #2	28	8	6	42	552	213	31	796	838
TOTAL KITSAP COUNTY	41	13	6	60	925	310	70	1305	1365
KITTITAS COUNTY									
Lower Kittitas Co. Dist. Ct.	10	2	0	12	347	70	71	488	500
Upper Kittitas Co. Dist. Ct.	5	0	0	5	203	19	0	222	227
TOTAL KITTITAS COUNTY	15	2	0	17	550	89	71	710	727

Continued on next page

WASHINGTON DISTRICT COURTS
1977 CASELOAD

TRIAL ACTIVITY

DISTRICT COURT	-----JURY TRIALS-----				-----NON-JURY TRIALS-----				TOTAL TRIALS
	Traffic	Criminal	Civil	TOTAL	Traffic	Criminal	Civil	TOTAL	
KLICKITAT COUNTY									
East Klickitat Dist. Ct.	2	1	0	3	12	3	0	15	18
West Klickitat Dist. Ct.	0	0	0	0	14	5	1	20	20
TOTAL KLICKITAT COUNTY	2	1	0	3	26	8	1	35	38
LEWIS COUNTY									
Lewis Co. Dist. Ct.	16	2	4	22	313	148	52	513	535
TOTAL LEWIS COUNTY	16	2	4	22	313	148	52	513	535
LINCOLN COUNTY									
Lincoln Co. Dist. Ct.	1	0	0	1	203	133	3	339	340
TOTAL LINCOLN COUNTY	1	0	0	1	203	133	3	339	340
MASON COUNTY									
Mason Co. Dist. Ct.	7	2	0	9	269	76	28	373	382
TOTAL MASON COUNTY	7	2	0	9	269	76	28	373	382
OKANOGAN COUNTY									
Okanogan Co. Dist. Ct.	61	27	1	89	219	59	29	307	396
TOTAL OKANOGAN COUNTY	61	27	1	89	219	59	29	307	396
PACIFIC COUNTY									
North Pacific Co. Dist. Ct.	8	4	0	12	196	115	22	333	345
South Pacific Co. Dist. Ct.	3	2	0	5	332	120	18	470	475
TOTAL PACIFIC COUNTY	11	6	0	17	528	235	40	803	820
PEND OREILLE COUNTY									
Pend Oreille Co. Dist. Ct.	3	2	2	7	33	32	1	66	73
TOTAL PEND OREILLE COUNTY	3	2	2	7	33	32	1	66	73
PIERCE COUNTY									
Pierce Co. Dist. Ct. #1	104	47	0	151	1417	431	347	2195	2346
Pierce Co. Dist. Ct. #3	0	0	0	0	235	119	0	354	354
Pierce Co. Dist. Ct. #4	0	0	0	0	107	37	0	144	144
TOTAL PIERCE COUNTY	104	47	0	151	1759	587	347	2693	2844
SAN JUAN COUNTY									
San Juan Co. Dist. Ct.	1	0	0	1	36	8	0	44	45
TOTAL SAN JUAN COUNTY	1	0	0	1	36	8	0	44	45
SKAGIT COUNTY									
Skagit Co. Dist. Ct. #2	4	0	0	4	226	112	15	353	357
Skagit Co. Dist. Ct. #3	27	4	1	32	188	58	44	290	322
TOTAL SKAGIT COUNTY	31	4	1	36	414	170	59	643	679
SKAMANIA COUNTY									
Skamania Co. Dist. Ct.	23	2	0	25	86	19	0	105	130
TOTAL SKAMANIA COUNTY	23	2	0	25	86	19	0	105	130
SNOHOMISH COUNTY									
Cascade Dist. Ct.	4	0	0	4	275	48	9	332	336
Everett Dist. Ct.	1	13	2	16	530	190	132	852	868
Evergreen Dist. Ct.	2	0	0	2	154	204	25	383	377
South Dist. Ct.	0	0	0	0	258	14	171	443	443
TOTAL SNOHOMISH COUNTY	7	13	2	22	2607	456	337	3400	3422
SPOKANE COUNTY									
Cheney Dist. Ct.	0	0	0	0	2	4	0	6	6
Millwood Dist. Ct.	0	0	0	0	310	1	0	311	311
Spokane Co. Dist. Ct.	75	40	73	188	9044	714	381	10139	10327
TOTAL SPOKANE COUNTY	75	40	73	188	9356	719	381	10456	10644
STEVENS COUNTY									
Stevens Co. Dist. Ct.	1	2	0	3	135	47	21	203	206
TOTAL STEVENS COUNTY	1	2	0	3	135	47	21	203	206
THURSTON COUNTY									
Thurston Co. Dist. Ct.	12	1	0	13	616	186	38	840	853
TOTAL THURSTON COUNTY	12	1	0	13	616	186	38	840	853
WAHKIAKUM COUNTY									
Wahkiakum Co. Dist. Ct.	0	1	0	1	45	11	2	58	59
TOTAL WAHKIAKUM COUNTY	0	1	0	1	45	11	2	58	59
WALLA WALLA COUNTY									
College Place Dist. Ct.	0	0	0	0	1	0	0	1	1
Walla Walla Dist. Ct.	2	0	0	2	43	19	25	87	89
TOTAL WALLA WALLA COUNTY	2	0	0	2	44	19	25	88	90
WHATCOM COUNTY									
Whatcom Co. Dist. Ct.	32	6	1	39	465	118	41	624	663
TOTAL WHATCOM COUNTY	32	6	1	39	465	118	41	624	663
WHITMAN COUNTY									
Colfax Dist. Ct.	2	0	0	2	373	14	0	387	389
Pullman Dist. Ct.	8	3	0	11	98	85	3	186	197
TOTAL WHITMAN COUNTY	10	3	0	13	471	99	3	573	586
YAKIMA COUNTY									
Yakima Co. Dist. Ct.	14	10	2	26	762	423	857	2042	2068
Toppenish Dist. Ct.	2	0	0	2	217	29	0	246	248
Sunnyside Dist. Ct.	4	2	0	6	187	46	16	249	255
TOTAL YAKIMA COUNTY	20	12	2	34	1166	498	873	2537	2571
WASHINGTON STATE									
TOTAL STATE	690	253	161	1104	39086	8501	4797	52384	53488

WASHINGTON DISTRICT COURTS
1977 CASELOAD

DISTRICT COURT	HEARINGS								TOTAL HEARINGS
	HEARINGS BEFORE MAGISTRATE		FELONY PRELIM. HEARINGS	SMALL CLAIMS HEARINGSMISCELLANEOUS HEARINGS.....				
	Traffic	Criminal			Traffic	Criminal	Felony	Civil	
ADAMS COUNTY									
Othello Dist. Ct.	0	0	0	1	1	1	0	0	3
Ritzville Dist. Ct.	0	0	2	0	0	0	2	0	4
TOTAL ADAMS COUNTY	0	0	2	1	1	1	2	0	7
ASOTIN COUNTY									
Asotin Co. Dist. Ct.	0	0	0	40	12	19	0	27	98
TOTAL ASOTIN COUNTY	0	0	0	40	12	19	0	27	98
BENTON COUNTY									
Benton Co. Dist. Ct. Dept. 1	1	0	3	64	165	60	51	2	346
Benton Co. Dist. Ct. Dept. 2	0	15	157	112	13	6	8	10	321
TOTAL BENTON COUNTY	1	15	160	176	178	66	59	12	667
CHELAN COUNTY									
Chelan Co. Dist. Ct.	0	0	69	134	264	171	23	0	661
TOTAL CHELAN COUNTY	0	0	69	134	264	171	23	0	661
CLALLAM COUNTY									
Clallam Co. Dist. Ct.	0	0	3	157	3	1	0	0	164
TOTAL CLALLAM COUNTY	0	0	3	157	3	1	0	0	164
CLARK COUNTY									
Clark Co. Dist. Ct.	6064	0	0	477	3808	2241	0	97	12687
TOTAL CLARK COUNTY	6064	0	0	477	3808	2241	0	97	12687
COLUMBIA COUNTY									
Columbia Co. Justice Ct.	0	0	0	2	0	0	0	0	2
TOTAL COLUMBIA COUNTY	0	0	0	2	0	0	0	0	2
COWLITZ COUNTY									
Cowlitz Co. Dist. Ct.	0	0	0	376	756	405	0	33	1570
TOTAL COWLITZ COUNTY	0	0	0	376	756	405	0	33	1570
DOUGLAS COUNTY									
Douglas Co. Dist. Ct.	0	0	6	49	1	6	2	7	71
TOTAL DOUGLAS COUNTY	0	0	6	49	1	6	2	7	71
FERRY COUNTY									
Ferry Co. Dist. Ct. #1	7	2	2	0	17	19	1	4	52
Ferry Co. Dist. Ct. #2	0	0	0	0	0	0	0	0	0
TOTAL FERRY COUNTY	7	2	2	0	17	19	1	4	52
FRANKLIN COUNTY									
Franklin Co. Dist. Ct.	74	11	2	130	2	0	0	2	221
TOTAL FRANKLIN COUNTY	74	11	2	130	2	0	0	2	221
GARFIELD COUNTY									
Garfield Co. Dist. Ct.	5	0	0	0	0	0	0	0	5
TOTAL GARFIELD COUNTY	5	0	0	0	0	0	0	0	5
GRANT COUNTY									
Grant Co. Dist. Ct.	0	0	2	181	480	116	0	0	779
TOTAL GRANT COUNTY	0	0	2	181	480	116	0	0	779
GRAYS HARBOR COUNTY									
Grays Harbor Dist. Ct. #1	0	0	1	99	443	219	0	0	762
Grays Harbor Dist. Ct. #2	0	0	0	101	322	79	0	0	502
McCleary Dist. Ct.	0	0	0	16	0	0	0	0	16
TOTAL GRAYS HARBOR COUNTY	0	0	1	216	765	298	0	0	1280
ISLAND COUNTY									
Island Co. Dist. Ct.	17	0	24	68	57	29	0	1	196
TOTAL ISLAND COUNTY	17	0	24	68	57	29	0	1	196
JEFFERSON COUNTY									
Jefferson Co. Dist. Ct.	0	1	1	23	17	2	0	0	44
West Jefferson Co. Dist. Ct.	0	0	0	0	1	1	0	0	2
Quilcene Dist. Ct.	0	0	0	0	0	0	0	0	0
TOTAL JEFFERSON COUNTY	0	1	1	23	18	3	0	0	46
KING COUNTY									
Airport Dist. Ct.	598	0	0	164	1700	714	0	70	3246
Aukeen Dist. Ct.	63	0	25	365	1952	703	5	132	3245
Belleveue Dist. Ct.	424	0	0	261	2852	307	0	238	4082
Federal Way Dist. Ct.	0	94	0	118	1845	456	0	0	2513
Issaquah Dist. Ct.	19	13	0	38	385	78	0	11	544
Mercer Island Dist. Ct.	0	0	0	45	385	22	0	5	457
Northeast Dist. Ct.	1085	47	0	192	310	107	0	131	1872
Renton Dist. Ct.	67	0	13	344	2237	507	0	27	3195
Roxbury Dist. Ct.	418	0	0	118	1935	535	0	121	3127
Seattle Dist. Ct.	2	78	709	1073	818	1683	714	332	5409
Shoreline Dist. Ct.	18	0	0	101	1202	613	0	0	1934
Vashon Island Dist. Ct.	0	0	0	27	83	51	0	2	163
TOTAL KING COUNTY	2694	232	747	2846	15704	5776	719	1069	29787
KITSAP COUNTY									
Kitsap Co. Dist. Ct. #1	228	25	0	102	2561	260	0	9	3185
Kitsap Co. Dist. Ct. #2	0	0	0	58	1258	1375	0	69	2760
TOTAL KITSAP COUNTY	228	25	0	160	3819	1635	0	78	5945
KITTITAS COUNTY									
Lower Kittitas Co. Dist. Ct.	1716	190	8	65	0	1	3	10	1993
Upper Kittitas Co. Dist. Ct.	9	0	0	10	438	20	0	1	478
TOTAL KITTITAS COUNTY	1725	190	8	75	438	21	3	11	2471

Continued on next page

WASHINGTON DISTRICT COURTS
1977 CASELOAD

DISTRICT COURT	HEARINGS								TOTAL HEARINGS
	HEARINGS BEFORE MAGISTRATE		FELONY PRELIM. HEARINGS	SMALL CLAIMS HEARINGSMISCELLANEOUS HEARINGS.....				
	Traffic	Criminal			Traffic	Criminal	Felony	Civil	
KLICKITAT COUNTY									
East Klickitat Dist. Ct.	0	0	0	4	1	0	0	0	5
West Klickitat Dist. Ct.	0	0	0	24	0	0	0	0	24
TOTAL KLICKITAT COUNTY	0	0	0	28	1	0	0	0	29
LEWIS COUNTY									
Lewis Co. Dist. Ct.	0	0	11	16	201	91	0	18	337
TOTAL LEWIS COUNTY	0	0	11	16	201	91	0	18	337
LINCOLN COUNTY									
Lincoln Co. Dist. Ct.	204	133	4	15	1	5	0	0	362
TOTAL LINCOLN COUNTY	204	133	4	15	1	5	0	0	362
MASON COUNTY									
Mason Co. Dist. Ct.	1	0	0	78	146	22	0	0	247
TOTAL MASON COUNTY	1	0	0	78	146	22	0	0	247
OKANOGAN COUNTY									
Okanogan Co. Dist. Ct.	0	0	8	15	153	96	2	3	277
TOTAL OKANOGAN COUNTY	0	0	8	15	153	96	2	3	277
PACIFIC COUNTY									
North Pacific Co. Dist. Ct.	0	0	0	0	0	4	0	0	4
South Pacific Co. Dist. Ct.	0	0	0	63	20	16	3	0	102
TOTAL PACIFIC COUNTY	0	0	0	63	20	20	3	0	106
PEND OREILLE COUNTY									
Pend Oreille Co. Dist. Ct.	30	13	1	5	4	3	0	3	59
TOTAL PEND OREILLE COUNTY	30	13	1	5	4	3	0	3	59
PIERCE COUNTY									
Pierce Co. Dist. Ct. #1	2683	188	0	797	6953	2248	0	222	13091
Pierce Co. Dist. Ct. #3	0	0	0	21	86	29	0	3	139
Pierce Co. Dist. Ct. #4	0	0	0	8	0	0	0	2	10
TOTAL PIERCE COUNTY	2683	188	0	826	7039	2277	0	227	13240
SAN JUAN COUNTY									
San Juan Co. Dist. Ct.	2	0	6	5	5	12	0	2	32
TOTAL SAN JUAN COUNTY	2	0	6	5	5	12	0	2	32
SKAGIT COUNTY									
Skagit Co. Dist. Ct. #2	0	0	29	75	45	58	0	6	213
Skagit Co. Dist. Ct. #3	0	0	0	101	153	42	17	8	321
TOTAL SKAGIT COUNTY	0	0	29	176	198	100	17	14	534
SKAMANIA COUNTY									
Skamania Co. Dist. Ct.	269	59	5	36	67	27	1	28	492
TOTAL SKAMANIA COUNTY	269	59	5	36	67	27	1	28	492
SNOHOMISH COUNTY									
Cascade Dist. Ct.	0	0	0	30	697	70	0	25	822
Everett Dist. Ct.	508	0	4	209	1260	3358	345	2289	7973
Evergreen Dist. Ct.	174	17	0	14	1219	97	0	2	1523
South Dist. Ct.	0	0	0	230	542	47	0	826	1645
TOTAL SNOHOMISH COUNTY	682	17	4	483	3718	3572	345	3142	11963
SPOKANE COUNTY									
Cheney Dist. Ct.	44	44	0	13	12	12	0	2	127
Millwood Dist. Ct.	2819	15	0	0	11	0	0	0	2845
Spokane Co. Dist. Ct.	0	0	864	627	240	1190	861	35	3817
TOTAL SPOKANE COUNTY	2863	59	864	640	263	1202	861	37	6789
STEVENS COUNTY									
Stevens Co. Dist. Ct.	43	25	17	42	13	0	0	0	140
TOTAL STEVENS COUNTY	43	25	17	42	13	0	0	0	140
THURSTON COUNTY									
Thurston Co. Dist. Ct.	22	0	0	102	1271	475	0	133	2003
TOTAL THURSTON COUNTY	22	0	0	102	1271	475	0	133	2003
WAHIAKUM COUNTY									
Wahkiakum Co. Dist. Ct.	35	4	0	11	82	49	0	13	194
TOTAL WAHIAKUM COUNTY	35	4	0	11	82	49	0	13	194
WALLA WALLA COUNTY									
College Place Dist. Ct.	0	0	0	4	0	0	0	0	4
Walla Walla Dist. Ct.	3	4	8	16	0	0	1	0	32
TOTAL WALLA WALLA COUNTY	3	4	8	20	0	0	1	0	36
WHATCOM COUNTY									
Whatcom Co. Dist. Ct.	0	0	0	604	316	40	0	72	1032
TOTAL WHATCOM COUNTY	0	0	0	604	316	40	0	72	1032
WHITMAN COUNTY									
Colfax Dist. Ct.	0	0	0	4	1	0	0	0	5
Pullman Dist. Ct.	725	239	0	97	0	0	0	19	1080
TOTAL WHITMAN COUNTY	725	239	0	101	1	0	0	19	1085
YAKIMA COUNTY									
Yakima Co. Dist. Ct.	0	0	0	601	725	407	0	147	1880
Toppenish Dist. Ct.	0	0	0	0	219	11	0	0	230
Sunnyside Dist. Ct.	0	0	0	22	123	24	0	3	172
TOTAL YAKIMA COUNTY	0	0	0	623	1067	442	0	150	2282
WASHINGTON STATE TOTAL STATE									
	18377	1217	1984	9000	40889	19240	2039	5202	97948

WASHINGTON DISTRICT COURTS
1977 CASELOAD

APPEALS - RECEIPTS

DISTRICT COURT	-----CASES APPEALED-----			-----RECEIPTS FROM FEES, FINES AND FORFEITURES-----				TOTAL
	Traffic	Criminal	Civil	Traffic	Criminal	Civil	Small Claims	
ADAMS COUNTY								
Othello Dist. Ct.	5	1	0					
Ritzville Dist. Ct.	2	0	0	\$21,550	\$1,444	\$82	\$57	\$23,133
TOTAL ADAMS COUNTY	7	1	0	\$127,365	\$4,253	\$98	\$1	\$131,717
				\$148,915	\$5,697	\$180	\$58	\$154,850
ASOTIN COUNTY								
Asotin Co. Dist. Ct.	2	0	0	\$30,210	\$7,008	\$210	\$113	\$37,541
TOTAL ASOTIN COUNTY	2	0	0	\$30,210	\$7,008	\$210	\$113	\$37,541
BENTON COUNTY								
Benton Co. Dist. Ct. Dept. 1	17	0	2	\$200,792	\$0	\$2,903	\$98	\$203,793
Benton Co. Dist. Ct. Dept. 2	3	0	2	\$236,217	\$24,921	\$6,491	\$149	\$267,778
TOTAL BENTON COUNTY	20	0	4	\$437,009	\$24,921	\$9,394	\$247	\$471,571
CHELAN COUNTY								
Chelan Co. Dist. Ct.	12	1	0	\$272,939	\$50,343	\$4,180	\$252	\$327,714
TOTAL CHELAN COUNTY	12	1	0	\$272,939	\$50,343	\$4,180	\$252	\$327,714
CLALLAM COUNTY								
Clallam Co. Dist. Ct.	9	5	4	\$168,684	\$25,583	\$2,219	\$283	\$196,769
TOTAL CLALLAM COUNTY	9	5	4	\$168,684	\$25,583	\$2,219	\$283	\$196,769
CLARK COUNTY								
Clark Co. Dist. Ct.	29	13	6	\$965,353	\$77,704	\$8,039	\$3,845	\$1,054,941
TOTAL CLARK COUNTY	29	13	6	\$965,353	\$77,704	\$8,039	\$3,845	\$1,054,941
COLUMBIA COUNTY								
Columbia Co. Justice Ct.	0	0	3	\$40,886	\$5,979	\$40	\$61	\$46,966
TOTAL COLUMBIA COUNTY	0	0	3	\$40,886	\$5,979	\$40	\$61	\$46,966
COWLITZ COUNTY								
Cowlitz Co. Dist. Ct.	16	4	0	\$460,640	\$0	\$4,856	\$215	\$465,711
TOTAL COWLITZ COUNTY	16	4	0	\$460,640	\$0	\$4,856	\$215	\$465,711
DOUGLAS COUNTY								
Douglas Co. Dist. Ct.	0	0	0	\$99,017	\$14,386	\$1,649	\$82	\$115,134
TOTAL DOUGLAS COUNTY	0	0	0	\$99,017	\$14,386	\$1,649	\$82	\$115,134
FERRY COUNTY								
Ferry Co. Dist. Ct. #1	1	0	0	\$30,489	\$14,300	\$346	\$95	\$45,230
Ferry Co. Dist. Ct. #2	0	0	0	\$2,456	\$325	\$0	\$0	\$2,781
TOTAL FERRY COUNTY	1	0	0	\$32,945	\$14,625	\$346	\$95	\$48,011
FRANKLIN COUNTY								
Franklin Co. Dist. Ct.	47	0	47	\$152,756	\$13,631	\$4,153	\$130	\$170,670
TOTAL FRANKLIN COUNTY	47	0	47	\$152,756	\$13,631	\$4,153	\$130	\$170,670
GARFIELD COUNTY								
Garfield Co. Dist. Ct.	1	0	0	\$10,089	\$1,903	\$0	\$37	\$12,029
TOTAL GARFIELD COUNTY	1	0	0	\$10,089	\$1,903	\$0	\$37	\$12,029
GRANT COUNTY								
Grant Co. Dist. Ct.	8	0	0	\$233,867	\$26,654	\$4,329	\$265	\$265,115
TOTAL GRANT COUNTY	8	0	0	\$233,867	\$26,654	\$4,329	\$265	\$265,115
GRAYS HARBOR COUNTY								
Grays Harbor Dist. Ct. #1	7	3	0	\$173,507	\$21,522	\$680	\$114	\$195,823
Grays Harbor Dist. Ct. #2	8	8	1	\$230,045	\$35,184	\$4,431	\$116	\$269,776
McCleary Dist. Ct.	0	0	0	\$665	\$50	\$16	\$21	\$752
TOTAL GRAYS HARBOR COUNTY	15	11	1	\$404,217	\$56,756	\$5,127	\$251	\$466,351
ISLAND COUNTY								
Island Co. Dist. Ct.	21	2	2	\$156,429	\$38,667	\$458	\$108	\$195,662
TOTAL ISLAND COUNTY	21	2	2	\$156,429	\$38,667	\$458	\$108	\$195,662
JEFFERSON COUNTY								
Jefferson Co. Dist. Ct.	0	1	0	\$31,709	\$12,257	\$398	\$33	\$44,397
West Jefferson Co. Dist. Ct.	0	0	0	\$3,814	\$2,045	\$24	\$5	\$5,888
Quilcene Dist. Ct.	0	0	0	\$78	\$4,720	\$0	\$0	\$4,798
TOTAL JEFFERSON COUNTY	0	1	0	\$35,601	\$19,022	\$422	\$38	\$55,083
KING COUNTY								
Airport Dist. Ct.	45	10	2	\$340,891	\$17,076	\$2,046	\$338	\$360,351
Aukeen Dist. Ct.	50	9	6	\$230,938	\$27,192	\$7,092	\$136	\$265,358
Belleuve Dist. Ct.	16	1	12	\$186,507	\$5,458	\$5,427	\$504	\$197,896
Federal Way Dist. Ct.	15	9	6	\$616,322	\$38,233	\$1,822	\$165	\$656,542
Issaquah Dist. Ct.	23	1	1	\$268,860	\$11,251	\$758	\$72	\$280,941
Mercer Island Dist. Ct.	8	0	2	\$58,082	\$258	\$428	\$6	\$58,774
Northeast Dist. Ct.	122	23	1	\$756,456	\$33,656	\$6,987	\$85	\$797,184
Renton Dist. Ct.	36	4	5	\$208,835	\$6,299	\$3,779	\$0	\$218,913
Roxbury Dist. Ct.	16	1	1	\$230,618	\$10,651	\$1,357	\$226	\$242,852
Seattle Dist. Ct.	38	14	70	\$239,105	\$30,053	\$71,105	\$2,865	\$343,128
Shoreline Dist. Ct.	72	15	5	\$225,427	\$20,339	\$1,164	\$183	\$247,113
Vashon Island Dist. Ct.	0	0	0	\$13,725	\$2,143	\$66	\$2,334	\$18,268
TOTAL KING COUNTY	441	87	111	\$3,375,766	\$202,609	\$102,031	\$6,914	\$3,687,320
KITSAP COUNTY								
Kitsap Co. Dist. Ct. #1	12	3	1	\$159,104	\$7,788	\$1,751	\$35	\$168,678
Kitsap Co. Dist. Ct. #2	38	24	1	\$218,479	\$34,374	\$2,720	\$168	\$255,741
TOTAL KITSAP COUNTY	50	27	2	\$377,583	\$42,162	\$4,471	\$203	\$424,419
KITTITAS COUNTY								
Lower Kittitas Co. Dist. Ct.	14	0	14	\$388,104	\$20,541	\$1,638	\$151	\$410,434
Upper Kittitas Co. Dist. Ct.	9	0	2	\$226,219	\$7,025	\$175	\$42	\$233,461
TOTAL KITTITAS COUNTY	23	0	16	\$614,323	\$27,566	\$1,813	\$193	\$643,895

Continued on next page

WASHINGTON DISTRICT COURTS
1977 CASELOAD

APPEALS - RECEIPTS

DISTRICT COURT	-----CASES APPEALED-----			-----RECEIPTS FROM FEES, FINES AND FORFEITURES-----				
	Traffic	Criminal	Civil	Traffic	Criminal	Civil	Small Claims	TOTAL
KLICKITAT COUNTY								
East Klickitat Dist. Ct.	0	0	0	\$86,616	\$9,842	\$396	\$83	\$96,937
West Klickitat Dist. Ct.	0	0	0	\$39,743	\$5,229	\$1,573	\$446	\$46,991
TOTAL KLICKITAT COUNTY	0	0	0	\$126,359	\$15,071	\$1,969	\$529	\$143,928
LEWIS COUNTY								
Lewis Co. Dist. Ct.	17	3	1	\$266,860	\$24,844	\$2,527	\$0	\$294,231
TOTAL LEWIS COUNTY	17	3	1	\$266,860	\$24,844	\$2,527	\$0	\$294,231
LINCOLN COUNTY								
Lincoln Co. Dist. Ct.	3	1	0	\$70,083	\$14,346	\$712	\$109	\$85,250
TOTAL LINCOLN COUNTY	3	1	0	\$70,083	\$14,346	\$712	\$109	\$85,250
MASON COUNTY								
Mason Co. Dist. Ct.	6	5	1	\$104,173	\$34,185	\$1,012	\$170	\$139,540
TOTAL MASON COUNTY	6	5	1	\$104,173	\$34,185	\$1,012	\$170	\$139,540
OKANOGAN COUNTY								
Okanogan Co. Dist. Ct.	2	0	2	\$247,853	\$760	\$2,236	\$0	\$250,849
TOTAL OKANOGAN COUNTY	2	0	2	\$247,853	\$760	\$2,236	\$0	\$250,849
PACIFIC COUNTY								
North Pacific Co. Dist. Ct.	0	2	0	\$27,773	\$13,636	\$624	\$10	\$42,113
South Pacific Co. Dist. Ct.	5	0	1	\$31,216	\$11,964	\$326	\$138	\$43,644
TOTAL PACIFIC COUNTY	5	2	1	\$58,989	\$25,600	\$1,020	\$148	\$85,757
PEND OREILLE COUNTY								
Pend Oreille Co. Dist. Ct.	0	1	0	\$26,387	\$13,596	\$283	\$52	\$40,318
TOTAL PEND OREILLE COUNTY	0	1	0	\$26,387	\$13,596	\$283	\$52	\$40,318
PIERCE COUNTY								
Pierce Co. Dist. Ct. #1	99	27	24	\$1,035,254	\$42,561	\$20,690	\$1,507	\$1,100,012
Pierce Co. Dist. Ct. #3	2	3	1	\$57,300	\$26,373	\$42	\$26	\$83,741
Pierce Co. Dist. Ct. #4	0	0	0	\$43,046	\$6,400	\$113	\$24	\$49,583
TOTAL PIERCE COUNTY	101	30	25	\$1,135,600	\$75,334	\$20,845	\$1,557	\$1,233,336
SAN JUAN COUNTY								
San Juan Co. Dist. Ct.	0	1	0	\$20,370	\$4,739	\$44	\$20	\$25,173
TOTAL SAN JUAN COUNTY	0	1	0	\$20,370	\$4,739	\$44	\$20	\$25,173
SKAGIT COUNTY								
Skagit Co. Dist. Ct. #2	2	0	1	\$94,772	\$19,633	\$2,202	\$43	\$116,650
Skagit Co. Dist. Ct. #3	2	0	1	\$84,952	\$10,068	\$1,810	\$126	\$96,956
TOTAL SKAGIT COUNTY	4	0	2	\$179,724	\$29,701	\$4,012	\$169	\$213,606
SKAMANIA COUNTY								
Skamania Co. Dist. Ct.	2	2	0	\$42,573	\$11,298	\$3,101	\$161	\$57,133
TOTAL SKAMANIA COUNTY	2	2	0	\$42,573	\$11,298	\$3,101	\$161	\$57,133
SNOHOMISH COUNTY								
Cascade Dist. Ct.	12	0	1	\$189,874	\$12,002	\$1,322	\$85	\$203,283
Everett Dist. Ct.	14	5	11	\$459,044	\$81,148	\$16,801	\$655	\$557,648
Evergreen Dist. Ct.	14	1	3	\$283,751	\$24,627	\$861	\$149	\$309,388
South Dist. Ct.	4	3	6	\$112,501	\$4,211	\$11,984	\$864	\$129,560
TOTAL SNOHOMISH COUNTY	44	9	21	\$1,045,170	\$121,988	\$30,968	\$1,753	\$1,199,879
SPOKANE COUNTY								
Cheney Dist. Ct.	0	0	0	\$915	\$1,187	\$93	\$24	\$2,219
Millwood Dist. Ct.	3	0	0	\$146,641	\$4,270	\$0	\$0	\$150,911
Spokane Co. Dist. Ct.	38	43	16	\$826,589	\$79,441	\$39,816	\$0	\$945,846
TOTAL SPOKANE COUNTY	41	43	16	\$974,145	\$84,898	\$39,909	\$24	\$1,098,976
STEVENS COUNTY								
Stevens Co. Dist. Ct.	3	4	0	\$108,475	\$13,868	\$1,501	\$158	\$124,002
TOTAL STEVENS COUNTY	3	4	0	\$108,475	\$13,868	\$1,501	\$158	\$124,002
THURSTON COUNTY								
Thurston Co. Dist. Ct.	26	0	2	\$469,874	\$15,023	\$5,464	\$536	\$490,897
TOTAL THURSTON COUNTY	26	0	2	\$469,874	\$15,023	\$5,464	\$536	\$490,897
WAHIAKUM COUNTY								
Wahkiakum Co. Dist. Ct.	1	0	0	\$14,318	\$3,733	\$169	\$6	\$18,226
TOTAL WAHIAKUM COUNTY	1	0	0	\$14,318	\$3,733	\$169	\$6	\$18,226
WALLA WALLA COUNTY								
College Place Dist. Ct.	0	0	0	\$39	\$150	\$12	\$21	\$222
Walla Walla Dist. Ct.	1	6	3	\$183,804	\$13,668	\$2,397	\$0	\$199,869
TOTAL WALLA WALLA COUNTY	1	6	3	\$183,843	\$13,818	\$2,409	\$21	\$200,091
WHATCOM COUNTY								
Whatcom Co. Dist. Ct.	2	2	0	\$305,237	\$38,101	\$7,251	\$1,198	\$351,787
TOTAL WHATCOM COUNTY	2	2	0	\$305,237	\$38,101	\$7,251	\$1,198	\$351,787
WHITMAN COUNTY								
Colfax Dist. Ct.	0	0	0	\$125,080	\$1,681	\$131	\$39	\$126,931
Pullman Dist. Ct.	3	2	0	\$77,955	\$12,493	\$47	\$114	\$90,609
TOTAL WHITMAN COUNTY	3	2	0	\$203,035	\$14,174	\$178	\$153	\$217,540
YAKIMA COUNTY								
Yakima Co. Dist. Ct.	17	15	19	\$315,973	\$43,348	\$29,861	\$542	\$393,724
Toppenish Dist. Ct.	3	0	0	\$136,094	\$7,283	\$0	\$0	\$143,377
Sunnyside Dist. Ct.	2	0	0	\$93,728	\$6,152	\$792	\$38	\$100,710
TOTAL YAKIMA COUNTY	22	15	19	\$549,795	\$56,783	\$30,653	\$580	\$637,811
WASHINGTON STATE								
TOTAL STATE	985	278	289	\$14,150,092	\$1,267,076	\$310,180	\$20,734	\$15,748,082

WASHINGTON DISTRICT COURTS
1977 CASELOAD

TOTAL COURT BUSINESS

THIS DATA DESCRIBES ALL WORK PERFORMED BY THE DISTRICT COURTS AND INCLUDES THAT MUNICIPAL COURT WORKLOAD OF THOSE COURTS WHICH SO CONTRACT WITH MUNICIPALITIES.

DISTRICT COURTFILINGS.....				BAIL FORFEITURES		TRIALS		RECEIPTS
	Traffic	Criminal	Civil	TOTAL	Traffic	Criminal	Jury	Non-Jury	
ADAMS COUNTY									
Othello Dist. Ct.	1934	231	32	2197	1152	56			
Ritzville Dist. Ct.	5064	218	46	5328	4459	155	0	12	\$83,885
TOTAL ADAMS COUNTY	6998	449	78	7525	5611	211	3	108	\$136,207
ASOTIN COUNTY									
Asotin Co. Dist. Ct.	1169	231	121	1521	747	68	0	83	\$37,541
TOTAL ASOTIN COUNTY	1169	231	121	1521	747	68	0	83	\$37,541
BENTON COUNTY									
Benton Co. Dist. Ct. Dept. 1	12425	1259	634	14318	4389	103	22	1727	\$422,290
Benton Co. Dist. Ct. Dept. 2	9944	1442	1199	12585	4365	93	40	2033	\$428,303
TOTAL BENTON COUNTY	22369	2701	1833	26903	8754	196	62	3760	\$850,593
CHELAN COUNTY									
Chelan Co. Dist. Ct.	10908	3082	852	14842	5938	682	22	877	\$431,371
TOTAL CHELAN COUNTY	10908	3082	852	14842	5938	682	22	877	\$431,371
CLALLAM COUNTY									
Clallam Co. Dist. Ct.	3805	661	674	5140	2290	250	4	371	\$196,769
TOTAL CLALLAM COUNTY	3805	661	674	5140	2290	250	4	371	\$196,769
CLARK COUNTY									
Clark Co. Dist. Ct.	30181	4932	3428	38541	16344	677	94	2009	\$1,258,042
TOTAL CLARK COUNTY	30181	4932	3428	38541	16344	677	94	2009	\$1,258,042
COLUMBIA COUNTY									
Columbia Co. Justice Ct.	1078	188	67	1333	549	103	0	31	\$46,966
TOTAL COLUMBIA COUNTY	1078	188	67	1333	549	103	0	31	\$46,966
COWLITZ COUNTY									
Cowlitz Co. Dist. Ct.	19709	2790	1263	23762	11031	584	143	1911	\$791,716
TOTAL COWLITZ COUNTY	19709	2790	1263	23762	11031	584	143	1911	\$791,716
DOUGLAS COUNTY									
Douglas Co. Dist. Ct.	2733	457	339	3529	1592	138	7	242	\$115,134
TOTAL DOUGLAS COUNTY	2733	457	339	3529	1592	138	7	242	\$115,134
FERRY COUNTY									
Ferry Co. Dist. Ct. #1	651	214	129	994	301	31	10	9	\$45,230
Ferry Co. Dist. Ct. #2	69	12	0	81	25	1	0	4	\$2,781
TOTAL FERRY COUNTY	720	226	129	1075	326	32	10	13	\$48,011
FRANKLIN COUNTY									
Franklin Co. Dist. Ct.	5160	458	786	6404	2546	68	0	564	\$170,670
TOTAL FRANKLIN COUNTY	5160	458	786	6404	2546	68	0	564	\$170,670
GARFIELD COUNTY									
Garfield Co. Dist. Ct.	416	53	12	481	315	31	0	0	\$12,029
TOTAL GARFIELD COUNTY	416	53	12	481	315	31	0	0	\$12,029
GRANT COUNTY									
Grant Co. Dist. Ct.	10233	1721	978	12932	4894	462	13	600	\$361,316
TOTAL GRANT COUNTY	10233	1721	978	12932	4894	462	13	600	\$361,316
GRAYS HARBOR COUNTY									
Grays Harbor Dist. Ct. #1	3711	588	237	4536	2655	210	21	374	\$199,858
Grays Harbor Dist. Ct. #2	4865	915	802	6582	4806	805	15	481	\$269,776
McCleary Dist. Ct.	4	4	32	40	1	0	0	2	\$752
TOTAL GRAYS HARBOR COUNTY	8580	1507	1071	11158	7462	1015	36	857	\$470,386
ISLAND COUNTY									
Island Co. Dist. Ct.	3826	769	183	4778	2842	278	6	605	\$195,662
TOTAL ISLAND COUNTY	3826	769	183	4778	2842	278	6	605	\$195,662
JEFFERSON COUNTY									
Jefferson Co. Dist. Ct.	766	242	108	1116	478	75	1	127	\$44,397
West Jefferson Co. Dist. Ct.	131	48	9	188	66	23	0	19	\$5,888
Quilcene Dist. Ct.	0	117	0	117	1	99	3	23	\$4,798
TOTAL JEFFERSON COUNTY	897	407	117	1421	545	197	4	169	\$55,083
KING COUNTY									
Airport Dist. Ct.	17965	1026	631	19622	10794	64	13	2053	\$424,175
Aukeen Dist. Ct.	11712	1808	1825	15345	5417	33	10	3161	\$393,533
Bellevue Dist. Ct.	13576	1277	1428	16281	6401	94	3	1999	\$472,744
Federal Way Dist. Ct.	17596	998	450	19044	12491	248	3	2141	\$656,542
Issaquah Dist. Ct.	8538	506	211	9255	5840	134	12	959	\$289,219
Mercer Island Dist. Ct.	3884	270	115	4269	1968	97	4	923	\$122,579
Northeast Dist. Ct.	33258	2169	1616	37043	23105	360	19	3247	\$1,115,487
Renton Dist. Ct.	7871	783	932	9586	4975	300	8	1327	\$218,913
Roxbury Dist. Ct.	8250	411	434	9095	4965	14	11	1356	\$242,852
Seattle Dist. Ct.	8857	4818	16586	30261	6171	15	17	3984	\$343,128
Shoreline Dist. Ct.	7841	685	367	8893	4662	55	6	1311	\$247,113
Vashon Island Dist. Ct.	552	106	62	720	335	13	0	110	\$18,268
TOTAL KING COUNTY	139900	14857	24657	179414	87124	1427	106	22571	\$4,544,553
KITSAP COUNTY									
Kitsap Co. Dist. Ct. #1	11042	1744	411	13197	6014	42	20	1347	\$384,667
Kitsap Co. Dist. Ct. #2	8341	1493	544	10378	4527	134	47	942	\$268,963
TOTAL KITSAP COUNTY	19383	3237	955	23575	10541	176	67	2289	\$653,630
KITTITAS COUNTY									
Lower Kittitas Co. Dist. Ct.	12024	818	372	13214	10784	315	12	676	\$460,593
Upper Kittitas Co. Dist. Ct.	5655	192	77	5924	4328	95	5	222	\$233,461
TOTAL KITTITAS COUNTY	17679	1010	449	19138	15112	410	17	898	\$694,054

Continued on next page

WASHINGTON DISTRICT COURTS
1977 CASELOAD

TOTAL COURT BUSINESS

THIS DATA DESCRIBES ALL WORK PERFORMED BY THE DISTRICT COURTS AND INCLUDES THAT MUNICIPAL COURT WORKLOAD OF THOSE COURTS WHICH SO CONTRACT WITH MUNICIPALITIES.

DISTRICT COURTFILINGS.....				BAIL FORFEITURES		TRIALS		RECEIPTS
	Traffic	Criminal	Civil	TOTAL	Traffic	Criminal	Jury	Non-Jury	
Klickitat County									
East Klickitat Dist. Ct.	2173	267	199	2639	1143	47	3	15	\$96,937
West Klickitat Dist. Ct.	1618	278	145	2041	445	14	2	27	\$74,641
TOTAL KLICKITAT COUNTY	3791	545	344	4680	1588	61	5	42	\$171,578
Lewis County									
Lewis Co. Dist. Ct.	11994	1349	675	14018	8872	375	22	520	\$294,928
TOTAL LEWIS COUNTY	11994	1349	675	14018	8872	375	22	520	\$294,928
Lincoln County									
Lincoln Co. Dist. Ct.	1715	436	71	2222	1349	232	1	350	\$92,120
TOTAL LINCOLN COUNTY	1715	436	71	2222	1349	232	1	350	\$92,120
Mason County									
Mason Co. Dist. Ct.	2171	824	318	3313	1303	409	9	373	\$139,540
TOTAL MASON COUNTY	2171	824	318	3313	1303	409	9	373	\$139,540
Okanogan County									
Okanogan Co. Dist. Ct.	4384	847	639	5870	3101	325	89	307	\$250,849
TOTAL OKANOGAN COUNTY	4384	847	639	5870	3101	325	89	307	\$250,849
Pacific County									
North Pacific Co. Dist. Ct.	835	371	135	1341	575	143	12	333	\$42,113
South Pacific Co. Dist. Ct.	860	294	190	1344	464	132	5	470	\$43,644
TOTAL PACIFIC COUNTY	1695	665	325	2685	1039	275	17	803	\$85,757
Pend Oreille County									
Pend Oreille Co. Dist. Ct.	950	336	92	1378	542	121	7	87	\$51,321
TOTAL PEND OREILLE COUNTY	950	336	92	1378	542	121	7	87	\$51,321
Pierce County									
Pierce Co. Dist. Ct. #1	32161	2130	4793	39084	27646	604	151	2195	\$1,100,012
Pierce Co. Dist. Ct. #3	1501	667	33	2201	1312	575	0	354	\$83,741
Pierce Co. Dist. Ct. #4	2105	463	42	2610	1370	97	0	288	\$80,661
TOTAL PIERCE COUNTY	35767	3260	4868	43895	30328	1276	151	2837	\$1,264,414
San Juan County									
San Juan Co. Dist. Ct.	570	211	23	804	487	136	1	44	\$25,173
TOTAL SAN JUAN COUNTY	570	211	23	804	487	136	1	44	\$25,173
Skagit County									
Skagit Co. Dist. Ct. #2	2756	474	424	3654	2177	284	4	353	\$116,650
Skagit Co. Dist. Ct. #3	2431	343	425	3199	1634	77	32	290	\$96,956
TOTAL SKAGIT COUNTY	5187	817	849	6853	3811	361	36	643	\$213,606
Skamania County									
Skamania Co. Dist. Ct.	1077	276	117	1470	585	61	25	105	\$57,133
TOTAL SKAMANIA COUNTY	1077	276	117	1470	585	61	25	105	\$57,133
Snohomish County									
Cascade Dist. Ct.	5906	553	311	6770	4061	142	5	491	\$281,159
Everett Dist. Ct.	21998	3125	3323	28446	16879	509	26	1386	\$886,084
Evergreen Dist. Ct.	8204	982	418	9604	4728	325	2	2512	\$404,707
South Dist. Ct.	9150	1002	2813	12965	5465	269	3	1167	\$348,342
TOTAL SNOHOMISH COUNTY	45258	5662	6865	57785	31133	1245	36	5556	\$1,920,292
Spokane County									
Cheney Dist. Ct.	41	57	38	136	4	6	0	6	\$2,219
Millwood Dist. Ct.	5956	119	0	6075	2012	49	0	311	\$150,911
Spokane Co. Dist. Ct.	61633	6968	8155	76756	28345	436	207	13258	\$1,814,383
TOTAL SPOKANE COUNTY	67630	7144	8193	82967	30361	491	207	13575	\$1,967,513
Stevens County									
Stevens Co. Dist. Ct.	3569	594	372	4535	3216	468	3	253	\$150,261
TOTAL STEVENS COUNTY	3569	594	372	4535	3216	468	3	253	\$150,261
Thurston County									
Thurston Co. Dist. Ct.	13486	1456	1363	16305	10538	395	13	957	\$525,576
TOTAL THURSTON COUNTY	13486	1456	1363	16305	10538	395	13	957	\$525,576
Wahkiakum County									
Wahkiakum Co. Dist. Ct.	321	88	50	459	139	23	1	58	\$18,226
TOTAL WAHKIAKUM COUNTY	321	88	50	459	139	23	1	58	\$18,226
Walla Walla County									
College Place Dist. Ct.	2	0	23	25	0	0	0	1	\$222
Walla Walla Dist. Ct.	9784	681	613	11078	1397	107	2	87	\$277,982
TOTAL WALLA WALLA COUNTY	9786	681	636	11103	1397	107	2	88	\$278,204
Whatcom County									
Whatcom Co. Dist. Ct.	16938	3730	2151	22819	8299	709	77	1448	\$683,863
TOTAL WHATCOM COUNTY	16938	3730	2151	22819	8299	709	77	1448	\$683,863
Whitman County									
Colfax Dist. Ct.	4369	53	99	4521	3030	2	2	387	\$126,931
Pullman Dist. Ct.	2199	375	121	2695	1481	25	11	186	\$90,609
TOTAL WHITMAN COUNTY	6568	428	220	7216	4511	27	13	573	\$217,540
Yakima County									
Yakima Co. Dist. Ct.	14551	4445	5427	24423	5742	684	67	4019	\$710,198
Toppenish Dist. Ct.	3812	236	0	4048	2065	91	2	246	\$143,377
Sunnyside Dist. Ct.	2632	229	165	3026	1665	61	6	249	\$100,710
TOTAL YAKIMA COUNTY	20995	4910	5592	31497	9472	836	75	4514	\$954,285
WASHINGTON STATE TOTAL STATE									
	559596	73995	71755	705346	336634	14938	1384	71103	\$20,515,797

WASHINGTON MUNICIPAL COURTS
1977 CASELOAD

REVIEW OF FILINGS AND OTHER TRANSACTIONS
1973 - 1977

	1973	1974	1975	1976	1977
FILINGS					
Traffic	342,323	337,847	340,782	369,166	407,511
Criminal	80,223	76,628	58,315	60,205	67,570
	<u>422,546</u>	<u>414,475</u>	<u>399,097</u>	<u>429,371</u>	<u>475,181</u>
BAIL FORFEITURES					
Traffic	*	*	204,135	207,155	225,806
Criminal	*	*	13,156	12,654	13,935
	<u>234,641</u>	<u>210,431</u>	<u>217,291</u>	<u>219,809</u>	<u>239,741</u>
ARRAIGNMENTS					
Traffic	*	*	114,222	126,664	139,631
Criminal	*	*	34,097	38,118	40,159
	<u>111,039</u>	<u>127,167</u>	<u>148,319</u>	<u>164,782</u>	<u>179,790</u>
JURY TRIALS	214	202	416	390	553
NON-JURY TRIALS	39,529	38,349	41,430	44,696	48,909
APPEALS	1,432	1,344	1,702	1,993	1,989
RECEIPTS	\$9,993,034	\$9,983,342	\$10,997,920	\$12,370,929	\$14,004,902

* Breakdown not available for years prior to 1975.

WASHINGTON MUNICIPAL COURTS
1977 CASELOAD

FILINGS, BAIL FORFEITURES, TRIALS AND APPEALS

Page 1 of 4 pages

MUNICIPAL COURT	-----FILINGS-----				1976 Total Filings	BAIL FORFEITURES		TRIALS		CASES APPEALED	
1977 Filings....	Percent Increase	TOTAL	Traf.		Crim.	Jury	Non- Jury	Traf.	Crim.	
ADAMS COUNTY											
Lind	0	0	0	-100.0%	23	0	0	0	0	0	0
Othello	1593	220	1813	80.6%	1004	918	48	0	0	3	2
Ritzville	106	2	128	80.3%	71	109	23	0	8	0	0
Washtucna	5	0	5	---	0	6	0	0	0	0	0
TOTAL ADAMS COUNTY	1704	242	1946	77.2%	1098	1033	71	0	8	3	2
ASOTIN COUNTY											
Asotin	116	0	116	-17.7%	141	44	0	0	0	0	0
Clarkston	739	75	814	-13.5%	941	141	0	2	7	0	0
TOTAL ASOTIN COUNTY	855	75	930	-14.0%	1082	185	0	2	7	0	0
BENTON COUNTY											
Kennewick	4447	554	5001	8.9%	4592	1595	56	0	993	0	2
Prosser	841	213	1054	37.2%	768	473	22	0	154	3	0
Richland	6928	651	7579	0.5%	7540	1807	56	9	957	31	4
West Richland	*	*	*	---	700	*	*	*	*	*	*
TOTAL BENTON COUNTY	12216	1418	13634	0.2%	13600	3875	134	9	2104	34	6
CHELAN COUNTY											
Chelan	190	306	496	-7.1%	534	62	46	1	80	0	1
Entiat	18	0	18	80.0%	10	8	0	1	0	0	0
Wenatchee	2778	1448	4226	2.1%	4139	1112	181	4	353	9	6
TOTAL CHELAN COUNTY	2986	1754	4740	1.2%	4683	1182	227	6	433	9	7
CLALLAM COUNTY											
Forks	500	269	769	35.6%	567	217	61	0	57	1	0
Port Angeles	1950	1361	3311	6.1%	3122	1175	768	3	195	6	0
Sequim	422	62	484	0.0%	484	127	11	0	10	2	0
TOTAL CLALLAM COUNTY	2872	1692	4564	9.4%	4173	1519	840	3	262	9	0
CLARK COUNTY											
Battle Ground	668	138	806	14.7%	703	65	5	13	24	0	0
Camas	529	561	1090	5.7%	1031	219	162	1	56	0	0
LaCenter	213	28	241	270.8%	65	80	5	0	29	0	1
Ridgefield	188	81	269	57.3%	171	80	48	0	24	0	0
Vancouver	4869	1228	6097	7.1%	5694	1904	174	13	407	4	1
Washougal	415	45	460	-34.8%	706	191	5	2	32	0	0
Yacolt	30	0	30	42.9%	21	17	0	0	1	0	0
TOTAL CLARK COUNTY	6912	2081	8993	7.2%	8391	2556	399	29	573	4	2
COLUMBIA COUNTY											
Dayton	381	57	438	39.0%	315	162	19	0	12	0	0
Starbuck	201	3	204	64.5%	124	61	0	0	28	0	2
TOTAL COLUMBIA COUNTY	582	60	642	46.2%	439	223	19	0	40	0	2
COWLITZ COUNTY											
Castle Rock	203	44	247	22.3%	202	69	13	1	42	4	2
Kalama	224	33	257	40.4%	183	73	3	3	68	0	0
Kelso	1671	373	2044	-0.0%	2045	815	49	0	232	1	2
Longview	5776	1245	7021	40.1%	5012	2617	154	110	718	10	3
Woodland	290	39	329	-37.8%	529	152	5	0	39	0	0
TOTAL COWLITZ COUNTY	8164	1734	9898	24.2%	7971	3726	224	114	1099	15	7
DOUGLAS COUNTY											
East Wenatchee	699	103	802	16.7%	687	269	12	1	38	1	0
Mansfield	3	0	3	---	1	6	0	0	1	0	0
Waterville	19	2	21	-16.0%	25	4	1	0	2	0	0
TOTAL DOUGLAS COUNTY	721	105	826	15.8%	713	279	13	1	41	1	0
FERRY COUNTY											
Republic	83	34	117	15.8%	101	24	3	0	2	1	1
TOTAL FERRY COUNTY	83	34	117	15.8%	101	24	3	0	2	1	1
FRANKLIN COUNTY											
Connell	301	69	370	14.6%	323	86	17	0	15	0	0
Kahlotus	0	0	0	---	0	0	0	0	0	0	0
Mesa	0	0	0	---	0	1	0	0	0	0	0
Pasco	3871	618	4489	2.8%	4366	0	0	0	0	0	0
TOTAL FRANKLIN COUNTY	4172	687	4859	3.6%	4689	87	17	0	15	0	0
GARFIELD COUNTY											
Pomeroy	157	14	171	42.5%	120	77	0	0	14	3	0
TOTAL GARFIELD COUNTY	157	14	171	42.5%	120	77	0	0	14	3	0
GRANT COUNTY											
Electric City	49	2	51	0.0%	51	19	0	0	1	0	0
Ephrata	338	157	495	-23.7%	649	81	69	5	38	1	0
George	*	*	*	---	1	*	*	*	*	*	*
Grand Coulee	233	27	260	-23.1%	338	125	20	0	39	0	0
Mattawa	7	0	7	-12.5%	8	4	0	0	0	0	0
Moses Lake	2204	464	2668	-8.6%	2919	733	83	2	196	1	0
Quincy	362	74	436	-13.0%	501	156	1	0	2	1	0
Soap Lake	*	*	*	---	49	*	*	*	*	*	*
Royal City	50	8	58	---	0	15	5	0	2	0	0
Warden	415	34	449	2.7%	437	284	4	1	9	0	0
TOTAL GRANT COUNTY	3658	766	4424	-10.7%	4953	1417	182	8	287	3	0

* Information incomplete or not available

Continued on next page

WASHINGTON MUNICIPAL COURTS
1977 CASELOAD

FILINGS, BAIL FORFEITURES, TRIALS AND APPEALS

Page 2 of 4 pages

MUNICIPAL COURT1977 Filings.....			Percent Increase	1976 Total Filings	BAIL FORFEITURES		TRIALS		CASES APPEALED	
	Traf.	Crim.	TOTAL			Traf.	Crim.	Jury	Non-Jury	Traf.	Crim.
GRAYS HARBOR COUNTY											
Aberdeen	2976	2099	5075	30.1%	3932	1431	260	0	1283	3	1
Cosmopolis	270	2	272	23.6%	220	134	0	0	150	0	0
Elma	*	*	*	---	210	*	*	*	*	*	*
Hoquiam	2510	487	2997	72.1%	1741	988	40	43	663	4	2
McCleary	229	44	273	-13.9%	317	96	3	0	49	5	1
Montesano	201	47	248	---	0	80	2	0	18	0	0
Oakville	46	29	75	188.5%	26	16	3	0	6	0	0
Ocean Shores	*	*	*	---	337	*	*	*	*	*	*
Westport	260	75	335	91.4%	175	54	5	1	51	0	0
TOTAL GRAYS HARBOR CO.	6492	2783	9275	33.9%	6928	2799	313	44	2220	12	4
ISLAND COUNTY											
Coupeville	73	22	95	63.8%	58	53	5	1	2	0	0
Langley	89	15	104	108.0%	50	60	5	0	17	0	0
Oak Harbor	1272	51	1323	-13.4%	1527	966	27	11	112	2	0
TOTAL ISLAND COUNTY	1434	88	1522	-6.9%	1635	1079	37	12	131	2	0
JEFFERSON COUNTY											
Port Townsend	579	209	788	41.2%	558	160	17	0	190	0	0
TOTAL JEFFERSON COUNTY	579	209	788	41.2%	558	160	17	0	190	0	0
KING COUNTY											
Alcona	647	30	677	-3.0%	698	433	4	0	145	0	0
Auburn	6064	190	6254	9.0%	5736	3221	9	0	731	6	0
Beaux Arts	0	0	0	---	0	0	0	0	0	0	0
Bellevue	15407	2041	17448	15.6%	15091	6169	166	0	1347	23	14
Black Diamond	457	38	495	-47.6%	944	271	8	0	59	2	1
Bothell	1949	77	2026	-12.6%	2319	840	1	1	138	10	1
Carnation	186	10	196	176.1%	71	83	0	0	12	1	0
Clyde Hill	366	0	366	-12.4%	418	209	0	0	32	1	0
Des Moines	2920	689	3609	80.3%	2002	1347	79	0	275	1	1
Enumclaw	515	117	632	10.9%	570	412	16	0	117	2	2
Hunts Point	28	2	30	-34.8%	46	15	0	0	6	0	0
Issaquah	1694	199	1893	-19.9%	2363	597	1	6	283	1	0
Kent	5999	606	6605	10.3%	5988	2311	9	3	774	5	12
Kirkland	4701	423	5124	20.8%	4242	3076	9	0	402	12	2
Lake Forest Park	1674	74	1748	25.0%	1398	1248	18	0	188	5	1
Medina	202	0	202	-19.8%	252	127	0	0	8	0	0
Mercer Island	2302	243	2545	12.5%	2262	1092	96	0	487	18	0
Normandy Park	1731	157	1888	79.3%	1053	609	3	0	171	3	0
North Bend	764	20	784	-15.5%	928	554	0	0	33	2	0
Pacific	812	31	843	79.4%	470	708	19	0	93	3	0
Redmond	2670	197	2867	23.4%	2323	1613	10	1	236	18	4
Renton	7319	1427	8746	-13.6%	10125	4777	526	2	1489	12	5
Seattle	135757	19167	154924	7.2%	144478	88886	4664	96	15943	884	405
Skykomish	*	*	*	---	14	*	*	*	*	*	*
Snoqualmie	695	30	725	-35.2%	1119	412	2	1	42	0	0
Tukwilla	3049	636	3685	40.1%	2630	1799	271	1	469	6	4
Yarrow Point	76	2	78	25.8%	62	55	0	0	7	0	0
TOTAL KING COUNTY	197984	26406	224390	8.1%	207602	120864	5911	111	23487	1015	452
KITSAP COUNTY											
Bremerton	6699	1501	8200	10.7%	7407	3855	26	2	838	13	9
Port Orchard	978	97	1075	75.7%	612	346	0	5	146	0	0
Poulsbo	344	40	384	-16.9%	462	156	1	0	36	1	0
Winslow	665	11	676	11.2%	608	329	0	0	84	1	0
TOTAL KITSAP COUNTY	8686	1649	10335	13.7%	9089	4686	27	7	1104	15	9
KITTITAS COUNTY											
Cle Elum	130	22	152	70.8%	89	53	8	1	7	0	0
Ellensburg	1279	326	1605	49.3%	1075	400	41	0	158	0	2
Kittitas	168	25	193	-10.2%	215	67	10	7	30	0	0
Roslyn	56	7	63	3.3%	61	23	1	0	6	0	0
South Cle Elum	0	0	0	---	0	0	0	0	0	0	0
TOTAL KITTITAS COUNTY	1633	380	2013	39.8%	1440	543	60	1	201	0	2
KLICKITAT COUNTY											
Bingen	338	34	372	154.8%	146	69	1	1	4	0	0
Goldendale	159	79	238	13.3%	26	26	12	0	6	0	0
White Salmon	221	61	282	83.1%	154	25	1	1	3	0	0
TOTAL KLICKITAT COUNTY	718	174	892	74.9%	510	120	14	2	13	0	0
LEWIS COUNTY											
Centralia	2287	378	2665	21.2%	2198	1720	185	1	499	5	1
Chehalis	715	130	845	10.3%	766	301	40	0	24	1	0
Morton	158	78	236	18.0%	200	46	16	0	99	1	0
Mossyrock	289	5	294	338.8%	67	148	0	0	54	1	0
Napavine	5	1	6	-96.3%	164	3	0	0	0	0	0
Pe Ell	32	11	43	-74.9%	171	13	5	0	12	0	0
Toledo	202	55	257	2.4%	251	156	7	0	7	5	0
Vader	117	3	120	380.0%	25	92	0	0	5	0	0
Winlock	19	22	41	-66.9%	124	9	3	0	30	0	0
TOTAL LEWIS COUNTY	3824	683	4507	13.6%	3966	2488	256	1	730	13	1
LINCOLN COUNTY											
Almira	0	0	0	---	0	0	0	0	0	0	0
Creston	0	0	0	---	0	0	0	0	0	0	0
Davenport	72	39	111	70.8%	65	33	20	0	8	0	0

* Information incomplete or not available

Continued on next page

WASHINGTON MUNICIPAL COURTS
1977 CASELOAD

FILINGS, BAIL FORFEITURES, TRIALS AND APPEALS

Page 3 of 4 pages

MUNICIPAL COURT	1977 Filings.....			Percent Increase	1976 Total Filings	BAIL FORFEITURES		TRIALS		CASES APPEALED	
	Traf.	Crim.	TOTAL			Traf.	Crim.	Jury	Non-Jury	Traf.	Crim.
Harrington	6	4	10	25.0%	8	9	1	0	2	0	0
Odessa	6	8	14	---	0	2	1	0	0	0	0
Rearadan	3	7	10	-74.4%	39	3	6	0	1	0	0
Sprague	16	26	42	133.3%	18	6	11	0	0	0	0
Wilbur	3	11	14	16.7%	12	4	4	0	0	0	0
TOTAL LINCOLN COUNTY	106	95	201	41.5%	142	57	43	0	11	0	0
MASON COUNTY											
Shelton	578	276	854	18.1%	723	216	91	2	84	7	2
TOTAL MASON COUNTY	578	276	854	18.1%	723	216	91	2	84	7	2
OKANOGAN COUNTY											
Brewster	242	81	323	---	0	166	12	0	0	0	0
Coulee Dam	57	22	79	-47.7%	151	42	14	0	1	1	0
Elmer City	16	2	18	-77.5%	80	14	2	0	0	0	0
Nespelem	84	0	84	162.5%	32	18	0	0	18	0	0
Okanogan	227	61	288	-14.5%	337	91	6	0	29	0	0
Omak	*	*	*	---	723	*	*	*	*	*	*
Oroville	231	206	437	-24.0%	575	84	37	0	48	0	0
Pateros	1	1	2	-88.2%	17	4	0	2	5	0	0
Riverside	*	*	*	---	0	*	*	*	*	*	*
Tonasket	49	21	70	-29.3%	99	25	2	0	0	0	0
Twisp	13	0	13	62.5%	8	9	0	0	4	0	0
Winthrop	16	3	19	-56.8%	44	10	1	0	4	0	0
TOTAL OKANOGAN COUNTY	936	397	1333	-35.5%	2066	463	74	2	109	1	0
PACIFIC COUNTY											
Ilwaco	89	7	96	41.2%	68	24	1	0	12	1	0
Long Beach	272	78	350	23.7%	283	95	11	0	22	1	0
South Bend	197	85	282	14.6%	246	57	16	0	108	0	0
TOTAL PACIFIC COUNTY	558	170	728	21.9%	597	176	28	0	142	2	0
PEND OREILLE COUNTY											
Ione	39	15	54	260.0%	15	21	0	0	0	0	0
Metaline	13	0	13	62.5%	8	9	0	0	0	0	0
Metaline Falls	2	0	2	-93.1%	29	2	0	0	0	0	0
Newport	228	13	241	68.5%	143	100	1	0	21	1	0
TOTAL PEND OREILLE CO.	282	28	310	59.0%	195	132	1	0	21	1	0
PIERCE COUNTY											
Bonney Lake	411	53	464	-23.9%	610	261	18	6	91	1	0
Buckley	545	148	693	-0.7%	698	313	22	0	144	1	1
Carbonado	0	0	0	---	1	0	0	0	0	0	0
Dupont	22	4	26	-81.3%	139	20	0	0	4	0	0
Eatonville	495	39	534	-2.6%	548	414	15	0	41	0	0
Fife	1550	203	1753	28.5%	1364	779	18	0	199	2	2
Fircrest	1169	120	1289	25.3%	1029	721	42	1	45	4	7
Gig Harbor	912	28	940	---	0	729	17	1	227	0	0
Milton	616	29	645	27.7%	505	438	4	0	95	0	0
Orting	168	76	244	-10.6%	273	76	34	0	35	2	2
Puyallup	2443	454	2897	79.8%	1611	1796	101	0	400	6	2
Roy	611	42	653	77.4%	368	324	1	0	131	0	0
Ruston	248	14	262	159.4%	101	195	5	0	27	0	0
South Prairie	90	9	99	---	0	61	1	0	5	0	0
Steilacoom	390	12	402	29.3%	311	483	10	4	48	1	0
Sumner	628	118	746	9.1%	684	616	68	0	52	0	0
Tacoma	23225	5498	28723	8.6%	26445	9521	629	4	2510	25	26
Wilkeson	2	3	5	-66.7%	15	2	1	0	1	0	0
TOTAL PIERCE COUNTY	33525	6850	40375	16.3%	34702	16749	986	16	4055	42	34
SAN JUAN COUNTY											
Friday Harbor	116	36	152	9.4%	139	115	11	0	44	0	0
TOTAL SAN JUAN COUNTY	116	36	152	9.4%	139	115	11	0	44	0	0
SKAGIT COUNTY											
Anacortes	*	*	*	---	1598	*	*	*	*	*	*
Burlington	348	76	424	36.3%	311	240	17	0	15	0	0
Concrete	103	12	115	30.7%	88	79	3	0	9	0	0
LaConner	117	7	124	-8.1%	135	70	1	0	45	1	1
Mount Vernon	1362	490	1852	-6.8%	1988	1523	440	2	259	0	0
Sedro Woolley	878	235	1113	11.9%	995	490	32	0	74	0	1
TOTAL SKAGIT COUNTY	2808	820	3628	-29.1%	5115	2402	493	2	402	1	2
SKAMANIA COUNTY											
North Bonneville	76	3	79	-26.9%	108	44	0	0	2	0	0
Stevenson	97	22	119	9.2%	109	59	6	4	30	3	0
TOTAL SKAMANIA COUNTY	173	25	198	-8.8%	217	103	6	4	32	3	0
SNOHOMISH COUNTY											
Arlington	551	161	712	18.3%	602	302	15	0	70	0	0
Brier	768	41	809	26.6%	639	441	12	0	95	1	0
Darrington	144	25	169	-20.3%	212	90	7	0	31	0	0
Edmonds	3910	726	4636	40.6%	3297	3056	391	56	473	10	0
Everett	10228	1319	11547	16.2%	9935	8431	277	7	486	17	12
Gold Bar	945	13	958	367.3%	205	510	4	0	224	0	0
Granite Falls	215	37	252	-32.8%	375	129	10	0	37	0	0
Index	0	33	33	---	1	0	10	0	12	0	0
Lake Stevens	313	13	326	26.8%	257	242	2	0	18	0	0
Lynnwood	2911	609	3520	17.9%	2986	1633	102	2	401	9	7

* Information incomplete or not available

Continued on next page

WASHINGTON MUNICIPAL COURTS
1977 CASELOAD

FILINGS, BAIL FORFEITURES, TRIALS AND APPEALS

Page 4 of 4 pages

MUNICIPAL COURT1977 Filings.....			Percent Increase	1976 Total Filings	RAIL FORFEITURES		TRIALS		CASES APPEALED	
	Traf.	Crim.	TOTAL			Traf.	Crim.	Jury	Non-Jury	Traf.	Crim.
Marysville	1471	225	1696	38.4%	1225	767	113	0	218	1	0
Monroe	590	131	721	-16.5%	863	316	31	0	219	1	0
Mountlake Terrace	1717	307	2024	52.4%	1328	920	151	1	223	3	2
Mulkitew	540	33	573	-6.2%	611	374	3	3	30	1	0
Snohomish	905	188	1093	21.7%	898	512	65	0	340	3	0
Stanwood	370	65	435	51.6%	287	204	6	1	21	0	0
Sultan	575	42	617	-23.6%	808	63	5	0	99	0	0
Woodway	223	1	224	68.4%	133	149	1	0	5	0	0
TOTAL SNOHOMISH COUNTY	26376	3969	30345	23.0%	24662	18139	1205	70	3002	46	21
SPOKANE COUNTY											
Airway Heights	294	21	315	472.7%	55	111	6	0	0	0	0
Cheney	905	147	1052	-2.2%	1076	117	8	1	184	5	1
Deer Park	474	34	508	---	0	203	15	0	53	1	0
Medical Lake	494	83	577	35.1%	427	98	16	4	42	0	0
Millwood	120	6	126	-46.8%	237	16	1	0	1	0	0
Rockford	*	*	*	---	14	*	*	*	*	*	*
Spokane	36140	2107	38247	32.5%	28870	15075	347	19	3119	35	23
TOTAL SPOKANE COUNTY	38427	2398	40825	33.1%	30679	15620	393	24	3399	41	24
STEVENS COUNTY											
Chewelah	293	69	362	229.1%	110	109	13	0	24	0	0
Colville	895	229	1124	125.7%	498	690	120	0	38	0	0
Kettle Falls	91	26	117	-6.4%	125	31	8	0	12	0	0
Marcus	0	0	0	---	0	0	0	0	0	0	0
Northport	28	1	29	---	0	20	1	0	0	0	0
Springdale	31	24	55	-40.2%	92	8	3	0	31	0	0
TOTAL STEVENS COUNTY	1338	349	1687	104.5%	825	858	145	0	105	0	0
THURSTON COUNTY											
Bucoda	187	5	192	-32.9%	286	59	0	0	5	0	0
Lacey	1974	353	2327	-19.6%	2995	1357	73	0	117	1	0
Olympia	4789	1065	5854	-18.4%	7178	3810	296	0	596	2	3
Rainier	150	17	167	46.5%	114	91	2	0	0	0	1
Tenino	240	41	281	-11.6%	318	115	6	2	135	0	0
Tumwater	1435	180	1615	28.7%	1255	1116	58	0	125	0	0
Yelm	160	53	213	-22.5%	275	63	8	0	120	0	0
TOTAL THURSTON COUNTY	8935	1714	10649	-13.6%	12321	6611	443	2	1098	3	4
WAHIAKUM COUNTY											
Cathlamet	4	1	5	-54.5%	11	4	1	0	0	0	0
TOTAL WAHIAKUM COUNTY	4	1	5	-54.5%	11	4	1	0	0	0	0
WALLA WALLA COUNTY											
College Place	578	2	580	-28.1%	807	46	0	0	73	4	0
Waitsburg	27	18	45	87.5%	24	6	0	0	12	1	0
Walla Walla	3077	350	3427	7.8%	3180	142	75	0	0	0	0
TOTAL WALLA WALLA CO.	3682	370	4052	1.0%	4011	194	75	0	85	5	0
WHATCOM COUNTY											
Bellingham	7569	1872	9441	28.1%	7371	3579	236	19	760	7	7
Blaine	941	252	1193	-12.5%	1363	433	74	9	5	1	0
Everson	216	12	228	307.1%	56	44	0	0	11	2	1
Ferndale	851	115	966	-52.3%	2027	351	47	0	157	11	0
Lynden	374	60	434	-14.1%	505	115	7	10	48	0	0
Nooksack	9	0	9	---	0	3	0	0	0	0	0
Sumas	268	2	270	275.0%	72	198	0	0	0	0	0
TOTAL WHATCOM COUNTY	10228	2313	12541	10.1%	11394	4723	364	38	981	21	8
WHITMAN COUNTY											
Albion	4	4	8	-80.0%	40	7	1	0	1	0	0
Colfax	190	10	200	108.3%	96	150	0	0	10	0	0
Colton	253	0	253	28.4%	197	253	0	0	0	0	0
Endicott	0	0	0	---	0	0	0	0	0	0	0
LaCrosse	4	0	4	33.3%	3	2	0	0	0	0	0
Oakesdale	2	0	2	-84.6%	13	0	0	0	0	0	0
Palouse	29	6	35	-51.4%	72	15	1	0	4	0	0
Pullman	1511	85	1596	-26.9%	2184	1116	27	2	59	0	0
Rosalia	2	0	2	-33.3%	3	0	0	0	0	0	0
St. John	1	0	1	---	1	0	0	0	0	0	0
Tekoa	29	5	34	209.1%	11	2	0	0	1	0	0
TOTAL WHITMAN COUNTY	2025	110	2135	-18.5%	2620	1545	29	2	75	0	0
YAKIMA COUNTY											
Grandview	715	152	867	8.6%	798	303	32	0	67	0	0
Granger	314	46	360	-36.1%	563	110	0	0	4	0	0
Hazrah	189	10	199	31.8%	151	75	4	0	4	0	0
Mabton	95	29	124	1.6%	122	31	5	0	7	0	0
Moxee City	158	28	186	121.4%	84	7	2	0	0	0	0
Selah	360	51	411	-1.0%	415	185	23	0	39	1	0
Sunnyside	270	709	1679	-1.3%	1701	227	155	23	409	3	7
Toppenish	776	295	1071	-10.4%	1195	228	37	0	187	1	0
Union Gap	1283	253	1536	69.3%	907	778	51	0	106	1	0
Wapato	413	599	1012	3.0%	983	197	215	0	18	1	0
Yakima	5809	2443	8252	0.9%	8180	6636	259	18	1462	24	49
Zillah	*	*	*	---	112	*	*	*	*	*	*
TOTAL YAKIMA COUNTY	11082	4615	15697	3.2%	15211	8777	783	41	2303	31	56
WASHINGTON STATE											
TOTAL STATE	407611	67570	475181	10.7%	429371	225806	13935	553	48909	1343	646

* Information incomplete or not available

WASHINGTON MUNICIPAL COURTS
1977 CASELOAD

ARRAIGNMENTS, RECEIPTS AND PARKING CITATIONS

Page 1 of 4 pages

MUNICIPAL COURT	ARRAIGNMENTS				RECEIPTS			PARKING CITATIONS	
Traffic... Guilty	Not Guilty	...Criminal... Guilty	Not Guilty	Traffic	Criminal	TOTAL	Citations Filed	Receipts
ADAMS COUNTY									
Lind	0	0	0	0	\$0	\$0	\$0	0	\$0
Othello	614	68	57	18	\$65,789	\$6,310	\$72,099	63	\$203
Ritzville	28	7	4	3	\$3,814	\$1,437	\$5,251	0	\$0
Wash Tucna	0	0	0	0	\$120	\$0	\$120	0	\$0
TOTAL ADAMS COUNTY	642	75	61	21	\$69,723	\$7,747	\$77,470	63	\$203
ASOTIN COUNTY									
Asotin	66	7	0	0	\$3,314	\$0	\$3,314	1	\$10
Clarkston	475	42	59	11	\$17,815	\$1,539	\$19,354	236	\$1,580
TOTAL ASOTIN COUNTY	541	49	59	11	\$21,129	\$1,539	\$22,668	237	\$1,590
BENTON COUNTY									
Kennewick	2440	477	258	191	\$149,868	\$10,657	\$160,525	0	\$0
Prosser	250	65	56	24	\$29,580	\$3,691	\$33,271	67	\$539
Richland	3288	748	295	138	\$217,647	\$850	\$218,497	719	\$0
West Richland	*	*	*	*	*	*	*	*	*
TOTAL BENTON COUNTY	5978	1290	609	353	\$397,095	\$15,198	\$412,293	786	\$539
CHELAN COUNTY									
Chelan	101	27	202	58	\$14,776	\$9,073	\$23,849	1082	\$1,208
Entiat	8	1	0	0	\$485	\$0	\$485	1	\$0
Wenatchee	1324	404	970	306	\$75,109	\$28,548	\$103,657	4114	\$14,419
TOTAL CHELAN COUNTY	1433	432	1172	364	\$90,370	\$37,621	\$127,991	5197	\$15,627
CLALLAM COUNTY									
Forks	203	115	94	87	\$23,932	\$12,574	\$36,406	38	\$203
Port Angeles	637	104	320	93	\$75,802	\$43,891	\$119,693	27630	\$28,405
Sequim	111	44	26	17	\$20,665	\$4,473	\$25,144	0	\$0
TOTAL CLALLAM COUNTY	951	263	440	197	\$120,299	\$60,944	\$181,243	27668	\$28,608
CLARK COUNTY									
Battle Ground	602	21	76	14	\$17,122	\$1,419	\$18,541	124	\$476
Camas	265	59	178	76	\$26,194	\$15,295	\$41,489	9472	\$12,139
LaCenter	37	27	7	11	\$7,136	\$155	\$7,291	0	\$0
Ridgefield	73	16	16	4	\$6,109	\$1,329	\$7,438	6	\$10
Vancouver	867	607	433	348	\$138,835	\$6,791	\$145,626	15126	\$19,792
Washougal	182	26	24	8	\$19,642	\$930	\$20,572	133	\$585
Yacolt	1	0	0	0	\$1,208	\$50	\$1,258	0	\$0
TOTAL CLARK COUNTY	2027	756	734	461	\$216,246	\$25,969	\$242,215	24861	\$33,002
COLUMBIA COUNTY									
Dayton	165	9	22	3	\$15,852	\$1,345	\$17,197	2	\$25
Starbuck	101	0	0	0	\$8,680	\$150	\$8,830	0	\$0
TOTAL COLUMBIA COUNTY	266	9	22	3	\$24,532	\$1,495	\$26,027	2	\$25
COWLITZ COUNTY									
Castle Rock	84	48	14	11	\$11,535	\$1,371	\$12,906	11	\$15
Kalama	5	11	3	16	\$8,871	\$739	\$9,610	40	\$135
Keilo	502	154	170	102	\$86,585	\$0	\$86,585	449	\$1,148
Longview	1609	541	375	229	\$182,149	\$33,476	\$215,625	738	\$4,089
Woodland	99	31	27	25	\$13,300	\$885	\$14,185	25	\$88
TOTAL COWLITZ COUNTY	2299	785	588	383	\$302,440	\$36,471	\$338,911	1263	\$5,475
DOUGLAS COUNTY									
East Wenatchee	246	48	47	23	\$29,752	\$2,662	\$32,414	22	\$166
Mansfield	1	0	0	0	\$172	\$0	\$172	1	\$15
Waterville	8	6	0	0	\$848	\$25	\$873	0	\$0
TOTAL DOUGLAS COUNTY	255	54	47	23	\$30,772	\$2,687	\$33,459	23	\$181
FERRY COUNTY									
Republic	16	8	8	2	\$4,638	\$1,598	\$6,236	9	\$42
TOTAL FERRY COUNTY	16	8	8	2	\$4,638	\$1,598	\$6,236	9	\$42
FRANKLIN COUNTY									
Connell	198	13	44	5	\$21,196	\$3,902	\$25,098	5	\$5
Kahlotus	0	0	0	0	\$0	\$0	\$0	0	\$0
Mesa	0	0	0	0	\$331	\$10	\$341	0	\$0
Pasco	0	0	0	0	\$175,476	\$0	\$175,476	424	\$0
TOTAL FRANKLIN COUNTY	198	13	44	5	\$197,003	\$3,912	\$200,915	429	\$5
GARFIELD COUNTY									
Pomeroy	62	12	5	6	\$5,767	\$120	\$5,887	0	\$0
TOTAL GARFIELD COUNTY	62	12	5	6	\$5,767	\$120	\$5,887	0	\$0
GRANT COUNTY									
Electric City	19	1	2	0	\$1,317	\$50	\$1,367	0	\$0
Ephrata	196	35	49	31	\$16,235	\$1,952	\$18,187	2066	\$3,342
George	*	*	*	*	*	*	*	*	*
Grand Coulee	76	32	1	5	\$8,591	\$364	\$8,955	0	\$0
Mattawa	0	0	0	0	\$170	\$0	\$170	0	\$0
Moses Lake	1159	157	195	40	\$65,617	\$10,795	\$76,412	3410	\$2,396
Quincy	172	19	13	14	\$9,500	\$0	\$9,500	0	\$0
Soap Lake	*	*	*	*	*	*	*	*	*
Royal City	34	3	1	2	\$1,321	\$161	\$1,482	6	\$80
Warden	32	32	0	0	\$12,522	\$0	\$12,522	0	\$0
TOTAL GRANT COUNTY	1688	279	261	92	\$115,273	\$13,322	\$128,595	5482	\$5,818

* Information incomplete or not available

Continued on next page

WASHINGTON MUNICIPAL COURTS
1977 CASELOAD

ARRAIGNMENTS, RECEIPTS AND PARKING CITATIONS

Page 2 of 4 pages

MUNICIPAL COURT	ARRAIGNMENTS				RECEIPTS			PARKING CITATIONS	
	...Traffic...		...Criminal...		Traffic	Criminal	TOTAL	Citations Filed	Receipts
	Guilty	Not Guilty	Guilty	Not Guilty					
GRAYS HARBOR COUNTY									
Aberdeen	0	0	0	0	\$140,948	\$92,303	\$233,251	47462	\$29,049
Cosmopolis	96	35	0	0	\$11,482	\$0	\$11,482	0	\$0
Elma	*	*	*	*	*	*	*	*	*
Hoquiam	830	414	217	187	\$109,219	\$12,653	\$121,872	829	\$1,854
McCleary	93	38	20	10	\$8,413	\$2,471	\$10,884	0	\$0
Montesano	31	14	16	4	\$5,119	\$1,185	\$6,304	3	\$0
Oakville	18	3	13	3	\$1,940	\$375	\$2,315	0	\$0
Ocean Shores	*	*	*	*	*	*	*	*	*
Westport	83	46	11	13	\$14,240	\$2,866	\$17,106	0	\$0
TOTAL GRAYS HARBOR CO.	1151	550	277	217	\$291,361	\$111,853	\$403,214	48294	\$30,903
ISLAND COUNTY									
Coupeville	0	1	2	0	\$2,789	\$660	\$3,449	31	\$100
Langley	9	8	3	2	\$2,314	\$229	\$2,543	0	\$0
Oak Harbor	92	49	2	3	\$63,071	\$2,201	\$65,272	0	\$0
TOTAL ISLAND COUNTY	101	58	7	5	\$68,174	\$3,090	\$71,264	31	\$100
JEFFERSON COUNTY									
Port Townsend	315	53	109	47	\$21,224	\$5,409	\$26,633	16	\$167
TOTAL JEFFERSON COUNTY	315	53	109	47	\$21,224	\$5,409	\$26,633	16	\$167
KING COUNTY									
Algona	60	44	9	9	\$16,347	\$649	\$16,996	0	\$0
Auburn	628	218	21	46	\$91,192	\$2,054	\$93,246	5985	\$7,116
Beaux Arts	0	0	0	0	\$0	\$0	\$0	0	\$0
Bellevue	2133	1516	351	532	\$320,225	\$50,857	\$371,082	426	\$1,529
Black Diamond	49	73	15	11	\$18,727	\$890	\$19,617	3	\$10
Bothell	196	106	23	22	\$47,746	\$1,796	\$49,542	0	\$0
Carnation	26	24	5	4	\$5,197	\$20	\$5,217	4	\$1
Clyde Hill	69	40	1	2	\$12,800	\$255	\$13,055	0	\$0
Des Moines	123	224	53	95	\$78,289	\$4,571	\$82,860	60	\$278
Enumclaw	63	57	41	25	\$22,673	\$6,659	\$29,332	322	\$1,132
Hunts Point	5	8	0	0	\$841	\$0	\$841	0	\$0
Issaquah	220	174	19	27	\$26,182	\$0	\$26,182	8	\$0
Kent	683	305	161	132	\$117,169	\$19,006	\$136,175	494	\$1,384
Kirkland	675	318	278	100	\$122,964	\$13,376	\$136,340	0	\$11,873
Lake Forest Park	215	177	20	11	\$59,141	\$2,709	\$61,850	9	\$70
Medina	39	4	0	1	\$10,543	\$0	\$10,543	1	\$0
Mercer Island	386	218	46	57	\$60,221	\$3,584	\$63,805	409	\$1,825
Normandy Park	205	163	29	25	\$34,473	\$2,621	\$37,094	10	\$65
North Bend	41	23	12	12	\$20,425	\$533	\$20,958	0	\$0
Pacific	167	0	12	1	\$30,102	\$2,436	\$32,538	0	\$0
Redmond	362	216	82	54	\$80,002	\$4,540	\$84,542	0	\$0
Renton	1297	771	416	345	\$268,134	\$47,060	\$315,194	6717	\$16,622
Seattle	15983	34243	3541	11690	\$3,795,046	\$491,523	\$4,286,569	503014	\$2,665,706
Skykomish	*	*	*	*	*	*	*	*	*
Snoqualmie	128	56	14	6	\$21,044	\$661	\$21,705	50	\$2,264
Tukwilla	481	314	161	121	\$59,281	\$50,350	\$109,631	40	\$125
Yarrow Point	8	5	0	2	\$2,694	\$42	\$2,736	0	\$0
TOTAL KING COUNTY	24242	39302	5310	13329	\$5,321,458	\$706,192	\$6,027,650	517552	\$2,710,000
KITSAP COUNTY									
Bremerton	2609	523	761	396	\$184,667	\$31,319	\$215,986	26053	\$58,719
Port Orchard	326	174	23	42	\$13,222	\$0	\$13,222	0	\$8,415
Poulsbo	115	44	14	16	\$10,038	\$440	\$10,478	709	\$1,556
Winslow	57	36	0	0	\$37,287	\$300	\$37,587	1926	\$4,059
TOTAL KITSAP COUNTY	3107	777	798	454	\$245,214	\$32,059	\$277,273	28688	\$72,749
KITTITAS COUNTY									
Cle Elum	69	6	10	2	\$4,427	\$782	\$5,209	5	\$133
Ellensburg	709	82	145	76	\$39,563	\$7,001	\$46,564	4903	\$4,732
Kittitas	55	14	7	2	\$3,497	\$98	\$3,595	32	\$112
Roslyn	19	9	5	2	\$2,089	\$212	\$2,301	2	\$10
South Cle Elum	0	0	0	0	\$0	\$0	\$0	0	\$0
TOTAL KITTITAS COUNTY	852	111	167	82	\$49,576	\$8,093	\$57,669	4942	\$4,987
KLICKITAT COUNTY									
Bingen	6	3	0	0	\$16,248	\$615	\$16,863	0	\$0
Goldendale	100	22	52	20	\$13,328	\$973	\$14,301	45	\$380
White Salmon	3	3	8	0	\$9,303	\$1,485	\$10,788	0	\$0
TOTAL KLICKITAT COUNTY	109	28	60	20	\$38,879	\$3,073	\$41,952	45	\$380
LEWIS COUNTY									
Centralia	50	53	33	50	\$90,841	\$19,090	\$109,931	1293	\$2,643
Chehalis	354	17	66	17	\$37,287	\$8,920	\$46,207	1929	\$4,047
Morton	0	2	2	0	\$8,139	\$4,364	\$12,502	118	\$280
Mossyrock	0	0	0	0	\$10,414	\$191	\$10,605	3	\$6
Napavine	0	0	0	0	\$210	\$159	\$369	0	\$0
Pe Ell	19	1	4	1	\$1,425	\$650	\$2,075	0	\$0
Toledo	9	3	3	1	\$4,414	\$570	\$4,984	3	\$2
Vader	22	6	2	0	\$3,948	\$40	\$3,988	0	\$0
Winlock	5	0	2	6	\$1,408	\$955	\$2,363	3	\$26
TOTAL LEWIS COUNTY	459	82	112	75	\$158,085	\$34,939	\$193,024	3349	\$7,004
LINCOLN COUNTY									
Almira	0	0	0	0	\$0	\$0	\$0	0	\$0
Creston	0	0	0	0	\$0	\$0	\$0	0	\$0
Davenport	3	0	4	0	\$3,074	\$1,752	\$4,826	0	\$0

* Information incomplete or not available

Continued on next page

WASHINGTON MUNICIPAL COURTS
1977 CASELOAD

ARRAIGNMENTS, RECEIPTS AND PARKING CITATIONS

Page 3 of 4 pages

MUNICIPAL COURT	ARRAIGNMENTS				RECEIPTS			PARKING CITATIONS	
	...Traffic... Guilty	Not Guilty	...Criminal... Guilty	Not Guilty	Traffic	Criminal	TOTAL	Citations Filed	Receipts
Harrington	0	0	1	0	\$380	\$285	\$665	0	\$0
Odessa	0	0	0	0	\$130	\$26	\$156	0	\$0
Rearadan	0	0	0	0	\$131	\$89	\$220	0	\$0
Sprague	0	0	0	0	\$244	\$535	\$779	0	\$0
Wilbur	0	0	0	0	\$120	\$104	\$224	0	\$0
TOTAL LINCOLN COUNTY	3	0	5	0	\$4,079	\$2,791	\$6,870	0	\$0
MASON COUNTY									
Shelton	193	99	125	74	\$33,596	\$11,610	\$45,206	113	\$371
TOTAL MASON COUNTY	193	99	125	74	\$33,596	\$11,610	\$45,206	113	\$371
OKANOGAN COUNTY									
Brewster	61	11	54	14	\$14,310	\$2,496	\$16,806	6	\$60
Coulee Dam	13	1	1	0	\$1,722	\$330	\$2,052	0	\$0
Elmer City	1	0	0	0	\$370	\$20	\$390	0	\$0
Nespelem	23	10	0	0	\$13,160	\$0	\$13,160	0	\$0
Okanogan	54	12	20	8	\$8,986	\$539	\$9,525	22	\$77
Omak	*	*	*	*	*	*	*	*	*
Oroville	54	27	106	21	\$12,511	\$5,178	\$17,689	34	\$175
Pateros	3	0	1	0	\$1,801	\$55	\$1,856	1	\$10
Riverside	*	*	*	*	*	*	*	*	*
Tonasket	12	2	14	2	\$2,923	\$1,171	\$4,054	24	\$64
Twisp	4	0	0	0	\$587	\$111	\$702	0	\$0
Winthrop	9	4	0	2	\$1,550	\$100	\$1,650	13	\$160
TOTAL OKANOGAN COUNTY	234	67	196	47	\$57,920	\$9,964	\$67,884	100	\$546
PACIFIC COUNTY									
Ilwaco	44	11	5	1	\$3,657	\$112	\$3,769	178	\$241
Long Beach	110	23	22	12	\$8,248	\$2,186	\$10,434	15	\$24
South Bend	74	8	37	11	\$14,549	\$920	\$15,519	0	\$0
TOTAL PACIFIC COUNTY	228	42	64	24	\$26,454	\$3,218	\$29,722	193	\$265
PEND OREILLE COUNTY									
Ione	7	0	9	3	\$1,133	\$48	\$1,181	0	\$0
Metaline	3	0	0	0	\$541	\$0	\$541	0	\$0
Metaline Falls	0	0	0	0	\$203	\$80	\$283	0	\$0
Newport	45	21	3	1	\$8,192	\$806	\$8,998	118	\$310
TOTAL PEND OREILLE CO.	55	21	12	4	\$10,069	\$934	\$11,003	118	\$310
PIERCE COUNTY									
Bonney Lake	48	41	5	21	\$14,534	\$2,290	\$16,824	8	\$45
Buckley	95	55	38	59	\$25,343	\$5,735	\$31,078	15	\$66
Carbonado	0	0	0	0	\$0	\$0	\$0	0	\$0
Dupont	3	0	4	0	\$1,579	\$70	\$1,649	2	\$20
Eatonville	18	17	0	4	\$14,460	\$870	\$15,330	8	\$30
Fife	372	197	46	55	\$87,796	\$8,524	\$96,320	1	\$0
Fircrest	48	77	8	13	\$46,337	\$835	\$47,672	10	\$30
Gig Harbor	98	243	1	2	\$26,361	\$880	\$27,241	805	\$1,960
Milton	0	81	0	14	\$24,614	\$480	\$25,094	0	\$0
Orting	34	23	16	9	\$8,444	\$3,452	\$11,896	10	\$0
Puyallup	264	320	111	162	\$78,095	\$21,467	\$99,562	3639	\$1,664
Roy	157	27	0	0	\$27,681	\$25	\$27,706	0	\$0
Ruston	25	63	4	3	\$5,731	\$636	\$6,367	436	\$2,210
South Prairie	14	6	0	1	\$2,993	\$300	\$3,293	2	\$10
Steilacoom	42	45	0	0	\$15,777	\$400	\$16,177	657	\$1,991
Sumner	33	49	12	16	\$24,056	\$3,745	\$27,801	45	\$74
Tacoma	2648	1178	924	1302	\$322,383	\$385,081	\$707,464	44982	\$128,648
Wilkeson	1	0	0	2	\$996	\$125	\$1,121	0	\$0
TOTAL PIERCE COUNTY	3900	2422	1169	1663	\$727,680	\$434,915	\$1,162,595	50620	\$136,748
SAN JUAN COUNTY									
Friday Harbor	2	0	0	0	\$4,776	\$1,101	\$5,877	192	\$750
TOTAL SAN JUAN COUNTY	2	0	0	0	\$4,776	\$1,101	\$5,877	192	\$750
SKAGIT COUNTY									
Anacortes	*	*	*	*	*	*	*	*	*
Burlington	10	4	13	0	\$16,721	\$5,287	\$22,008	14	\$115
Concrete	10	9	8	1	\$4,471	\$781	\$5,252	2	\$20
LaConner	30	16	5	1	\$6,506	\$440	\$6,946	11	\$119
Mount Vernon	98	93	88	12	\$61,576	\$30,300	\$91,876	0	\$0
Sedro Woolley	92	62	59	77	\$25,698	\$7,834	\$33,532	0	\$0
TOTAL SKAGIT COUNTY	240	184	173	91	\$114,972	\$44,642	\$159,614	27	\$254
SKAMANIA COUNTY									
North Bonneville	21	1	1	0	\$3,284	\$100	\$3,384	2	\$15
Stevenson	64	20	18	4	\$5,820	\$1,659	\$7,479	52	\$278
TOTAL SKAMANIA COUNTY	85	21	19	4	\$9,104	\$1,759	\$10,863	54	\$293
SNOHOMISH COUNTY									
Arlington	134	72	71	54	\$26,147	\$8,459	\$34,606	29	\$30
Brier	143	117	7	14	\$23,197	\$2,077	\$25,274	0	\$0
Darrington	19	17	10	23	\$8,037	\$2,718	\$10,755	0	\$0
Edmonds	442	347	141	133	\$135,027	\$18,244	\$153,271	575	\$2,821
Everett	646	758	419	421	\$244,520	\$48,215	\$292,735	0	\$0
Gold Bar	48	23	2	3	\$32,470	\$775	\$33,245	0	\$0
Granite Falls	30	41	17	11	\$13,168	\$3,065	\$16,233	0	\$0
Index	1	0	1	4	\$0	\$412	\$412	0	\$0
Lake Stevens	30	21	7	2	\$11,078	\$264	\$11,342	0	\$0
Lynnwood	530	530	91	315	\$111,974	\$13,884	\$125,858	0	\$0

* Information incomplete or not available

Continued on next page


WASHINGTON MUNICIPAL COURTS
1977 CASELOAD

ARRAIGNMENTS, RECEIPTS AND PARKING CITATIONS

Page 4 of 4 pages

MUNICIPAL COURT	ARRAIGNMENTS				RECEIPTS			PARKING CITATIONS	
	...Traffic...		...Criminal...		Traffic	Criminal	TOTAL	Citations Filed	Receipts
	Guilty	Not Guilty	Guilty	Not Guilty					
Marysville	200	219	44	46	\$58,107	\$0	\$58,107	58	\$0
Monroe	61	73	20	40	\$24,790	\$5,048	\$29,838	122	\$204
Mountlake Terrace	331	336	30	94	\$54,878	\$5,143	\$60,021	14	\$140
Mulkiteo	55	48	5	11	\$23,218	\$1,140	\$24,358	0	\$0
Snohomish	128	103	23	76	\$41,010	\$6,599	\$47,609	88	\$562
Stanwood	49	29	41	21	\$11,880	\$5,402	\$17,282	9	\$9
Sultan	52	25	5	16	\$15,684	\$1,094	\$16,778	39	\$245
Woodway	52	9	3	0	\$6,632	\$0	\$6,632	0	\$0
TOTAL SNOHOMISH COUNTY	2951	2768	937	1284	\$841,817	\$122,539	\$964,356	934	\$4,011
SPOKANE COUNTY									
Airway Heights	80	17	7	2	\$6,480	\$35	\$6,515	0	\$0
Cheney	672	133	98	45	\$25,541	\$4,556	\$30,097	2871	\$11,068
Deer Park	166	50	10	3	\$14,251	\$305	\$14,556	0	\$0
Medical Lake	263	45	42	10	\$20,174	\$1,609	\$21,783	1	\$2
Millwood	97	5	2	1	\$2,878	\$10	\$2,888	0	\$0
Rockford	*	*	*	*	*	*	*	*	*
Spokane	13509	2721	695	458	\$838,874	\$29,662	\$868,536	127262	\$444,271
TOTAL SPOKANE COUNTY	14787	2971	854	519	\$908,198	\$36,177	\$944,375	130134	\$455,341
STEVENS COUNTY									
Chewelah	66	20	24	4	\$15,382	\$17,470	\$32,852	0	\$0
Colville	111	33	27	12	\$17,986	\$3,068	\$21,054	0	\$0
Kettle Falls	27	10	8	3	\$4,085	\$1,118	\$5,203	0	\$0
Marcus	0	0	0	0	\$0	\$0	\$0	0	\$0
Northport	7	0	0	0	\$859	\$450	\$1,309	0	\$0
Springdale	5	14	5	9	\$2,585	\$1,032	\$3,617	1	\$35
TOTAL STEVENS COUNTY	216	77	64	28	\$40,897	\$23,138	\$64,035	1	\$35
THURSTON COUNTY									
Bucoda	78	32	4	1	\$4,658	\$40	\$4,698	0	\$0
Lacey	222	60	159	46	\$61,652	\$1,300	\$62,952	0	\$0
Olympia	484	452	359	220	\$201,186	\$61,840	\$263,026	71505	\$44,688
Rainier	48	26	12	9	\$7,187	\$1,780	\$8,967	0	\$394
Tenino	99	17	25	5	\$8,409	\$1,725	\$10,134	8	\$60
Tumwater	224	96	93	29	\$64,943	\$12,199	\$77,142	57	\$581
Yelm	46	45	15	17	\$9,46	\$1,210	\$10,356	18	\$90
TOTAL THURSTON COUNTY	1201	728	667	327	\$357,331	\$80,094	\$437,275	71588	\$45,813
WAHIAKUM COUNTY									
Cathlamet	0	0	0	0	\$144	\$100	\$244	3	\$66
TOTAL WAHIAKUM COUNTY	0	0	0	0	\$144	\$100	\$244	3	\$66
WALLA WALLA COUNTY									
College Place	460	72	1	1	\$19,890	\$0	\$19,890	132	\$188
Waitsburg	16	6	16	2	\$589	\$105	\$694	1	\$25
Walla Walla	2403	109	204	25	\$67,858	\$10,255	\$78,113	59	\$15,410
TOTAL WALLA WALLA CO.	2879	187	221	28	\$86,337	\$10,360	\$96,697	192	\$15,623
WHATCOM COUNTY									
Bellingham	3498	388	1222	326	\$175,261	\$71,151	\$226,412	64803	\$130,448
Blaine	280	48	89	32	\$57,827	\$1,156	\$67,583	0	\$0
Everson	137	30	4	7	\$10,313	\$440	\$10,753	0	\$0
Ferndale	321	138	47	27	\$42,168	\$3,825	\$45,993	188	\$426
Lynden	208	48	35	10	\$15,346	\$2,825	\$18,171	8	\$10
Nooksack	6	0	0	0	\$320	\$0	\$320	0	\$0
Sumas	32	1	0	1	\$8,811	\$25	\$8,836	0	\$0
TOTAL WHATCOM COUNTY	4482	653	1397	403	\$310,046	\$68,022	\$378,068	64999	\$130,884
WHITMAN COUNTY									
Albion	0	0	0	1	\$278	\$51	\$329	0	\$70
Colfax	35	40	0	0	\$6,205	\$0	\$6,205	2307	\$0
Colton	0	0	0	0	\$8,225	\$0	\$8,225	0	\$0
Endicott	1	0	0	0	\$43	\$0	\$43	0	\$0
LaCrosse	4	0	0	0	\$135	\$0	\$135	0	\$0
Oakesdale	1	0	0	0	\$0	\$0	\$0	0	\$4
Palouse	8	3	2	3	\$1,167	\$128	\$1,295	3	\$3
Pullman	0	56	0	5	\$47,148	\$1,310	\$48,458	0	\$0
Rosalia	0	0	0	0	\$65	\$0	\$65	0	\$0
St. John	0	0	0	0	\$0	\$0	\$0	0	\$0
Tekoa	16	1	3	0	\$859	\$80	\$939	0	\$0
TOTAL WHITMAN COUNTY	65	100	5	9	\$64,125	\$1,569	\$65,694	2310	\$77
YAKIMA COUNTY									
Grandview	204	42	29	25	\$32,444	\$3,952	\$36,396	17	\$60
Granger	143	21	12	2	\$11,785	\$825	\$12,610	10	\$92
Harrah	93	2	6	0	\$6,750	\$370	\$7,120	0	\$0
Mabton	33	3	12	4	\$7,170	\$920	\$8,090	0	\$0
Moxee City	27	0	9	0	\$4,827	\$1,268	\$6,095	0	\$0
Selah	27	23	5	5	\$15,383	\$2,059	\$17,442	38	\$141
Sunnyside	414	134	260	155	\$59,948	\$22,108	\$82,056	0	\$0
Toppenish	325	29	116	30	\$34,262	\$7,397	\$41,659	6	\$73
Union Gap	178	58	73	55	\$34,355	\$4,405	\$38,760	37	\$160
Wapato	175	26	349	31	\$26,791	\$18,464	\$45,255	1828	\$408
Yakima	3415	720	976	662	\$305,942	\$49,510	\$355,452	22845	\$45,591
Zillah	*	*	*	*	*	*	*	*	*
TOTAL YAKIMA COUNTY	5034	1058	1737	969	\$539,657	\$111,278	\$650,935	24781	\$46,525
WASHINGTON STATE									
TOTAL STATE	83247	56384	18535	21624	\$11,928,360	\$2,077,542	\$14,005,902	1015296	\$3,755,317

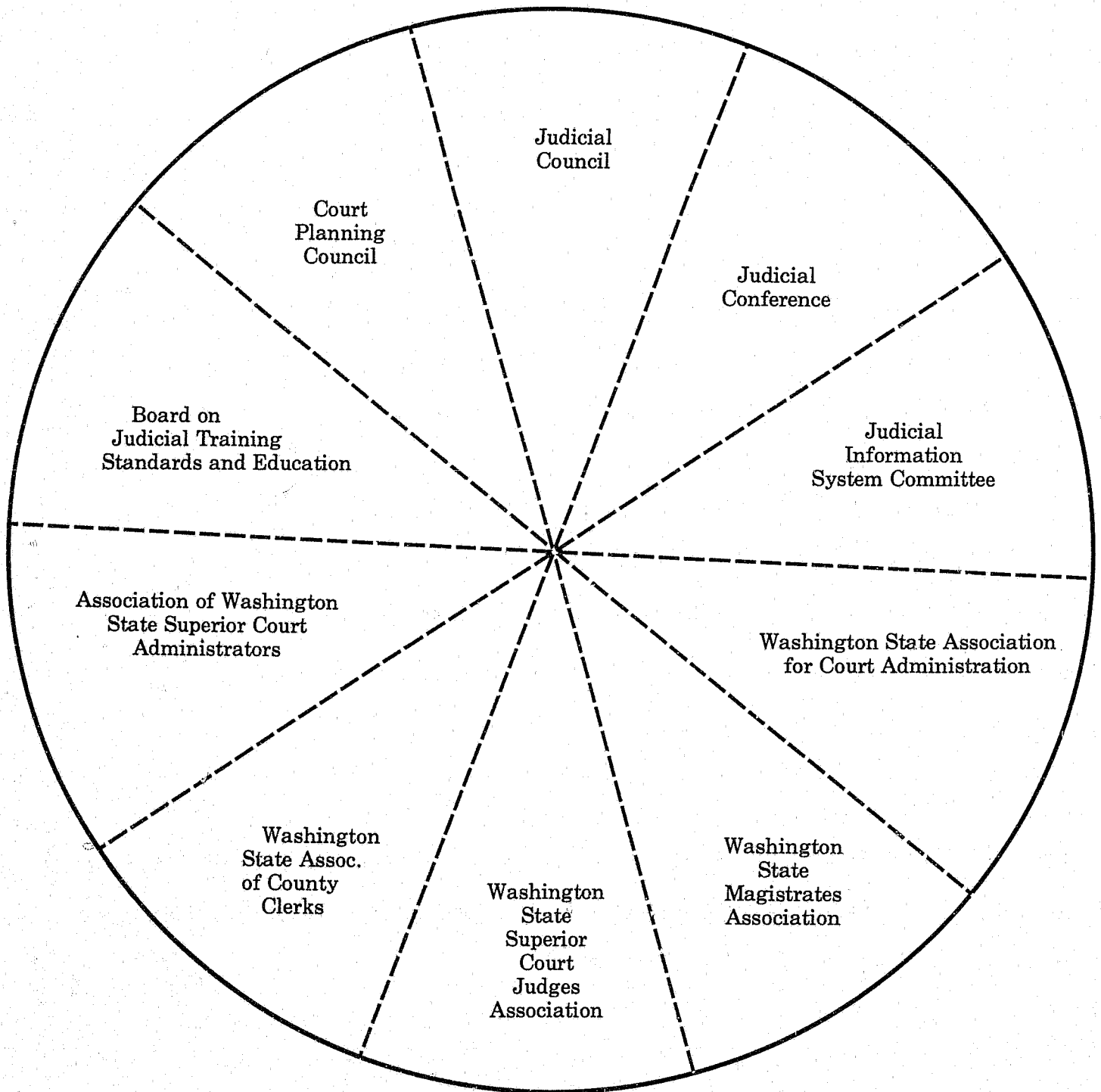
* Information incomplete or not available






**JUDICIAL ADMINISTRATIVE COMMITTEES,
INSTITUTIONS AND ORGANIZATIONS**

JUDICIAL COMMUNITY



JUDICIAL ADMINISTRATIVE COMMITTEES,
INSTITUTIONS and SUPPORT ORGANIZATIONS





JUDICIAL ADMINISTRATIVE COMMITTEES, INSTITUTIONS, AND ORGANIZATIONS

Members of the judicial community provide the direction and expertise necessary to improve the courts in the state. This section of the annual report is written to honor and recognize at least some of the people who, in 1977, volunteered their time and efforts for the improvement of the Washington State Court System.

BOARD ON JUDICIAL TRAINING STANDARDS AND EDUCATION

Judicial and court support personnel education has helped Washington keep pace with new developments in the law and judicial administration.

Planning and implementation of in-state training programs is the responsibility of the Board on Judicial Training Standards and Education. The Board was established pursuant to Ch. 94, Laws of 1974, 1st. Ex. Sess. which created the Washington State Criminal Justice Training Commission. In order to prevent any infringement on the judiciary's powers, the Board maintains a "voluntary compliance" relationship with the Commission and reserves the right not to comply with any Commission policy or procedure which the Board might construe as improper under the doctrine of separation of powers.

The nine Board members are appointed by the Chief Justice of the Supreme Court. In 1977, Judge Philip J. Thompson, Spokane County District Court, served as Chairman of the Board and Judge Charles V. Johnson, Seattle Municipal Court, served as Vice-Chairman.

The other Board members were:

Hon. Robert J. Bryan
Kitsap County Superior Court

Hon. Frank H. Roberts
King County Superior Court

Hon. John W. Schumacher
Grays Harbor County Superior Court

Hon. Robert F. Utter
Supreme Court

Hon. Ward Williams
Court of Appeals, Division I


Mr. Phillip B. Winberry
Administrator for the Courts

The Board is assisted by the Judicial Education Specialist from the Court Services Division of the Administrator for the Courts' Office and the Criminal Justice Training Commission's Judicial Coordinator, who help facilitate programs.

The goals of the Board are:

- To provide an orientation program for all new Washington judges immediately before or after their taking office;
- To provide continuing education for all experienced judges;
- To provide court support personnel with orientation and continuing education.

In order to achieve these goals, the Board works with the education committees of the state's judicial and court support



CONTINUED

1 OF 2

associations. The Board cooperates with the associations in the long range planning and development of meaningful education programs and manuals.

State training sessions conducted during the year are listed below:

Appellate Judges Spring Seminar
April 25-27

Trial Judges Orientation
January 3-7
December 5-9

Superior Court Judges (General Jurisdiction) Spring Conference
April 20-22

Judges of Courts of Limited Jurisdiction

Indian Law Seminar March 21-22

Spring Conference (Sentencing Seminar)
March 23-25

Regional Non-attorney Judge Education program
April 29-30
May 13-14
May 20-21

Fall Conference September 28-30

Human Behavior and the Courts
November 17

Clerks of Courts of General Jurisdiction

Personnel Management and Legislation
March 2
March 16

Criminal and Civil Procedures Seminar
April 20-22

Clerks of Courts of Limited Jurisdiction

Fiscal Management Seminar
January 26-27

Basic Traffic and Criminal Procedures
March 16-17
April 19-20

Court Management: Affirmative Action and EEO Procedures
April 28

Advanced Traffic and Criminal Education
May 11-12

Civil Procedures Update
October 25-26
November 16-17

Time Management
October 27
November 28

Bailiff Training

Emergency Medical and Security Procedures
September 16-17

Under the auspices of the Board, training materials for each education program are developed and work-related manuals for court personnel are prepared and distributed. For example, in 1977 a Judgment Manual was written to assist in-office, local training of superior court clerks and to promote uniform clerical procedures throughout the state. A criminal case law index card file was also distributed to the state's new trial judges.

COURT PLANNING
COUNCIL

The 1976 legislation reauthorizing the Omnibus Crime Control and Safe Streets Act of 1968, included numerous court provisions requiring the judiciary to take affirmative responsibility for planning. The Act requires judicial representation on state planning agencies, authorizes additional federal support for state courts, promotes court improvement efforts, and provides for the formation and funding of judicial planning councils.

In December, 1976, the Supreme Court established the Washington Court Planning Council. The Council members were selected from lists of nominees submitted by the various judicial associations and organizations in the state.

The Court Planning Council Members in 1977 were:

Hon. Robert F. Utter, Chairman
Supreme Court

Mr. Claire Abel
Juvenile Probation Officers Association

Ms. Kay Anderson
Washington State Association of County Clerks

Mr. Courtland Fawver
Washington State Association for Court Administration

Hon. P. Brice Horton
Washington State Magistrates Association

Hon. Lawrence Leahy
Washington State Superior Court Judges' Association

Hon. George T. Mattson
Washington State Magistrates Association

Hon. James B. Mitchell
Washington State Superior Court Judges' Association

Hon. Ray E. Munson
Court of Appeals, Division III

Hon. Stanley C. Soderland
Washington State Superior Court Judges' Association

Hon. Charles F. Stafford
Supreme Court

Mr. Lewis P. Stephenson
Association of Washington State Superior Court Administrators

Hon. Philip J. Thompson
Washington State Magistrates Association

Mr. Phillip B. Winberry
State Court Administrator

The Court Planning Council, with staff assistance from the Planning and Operations Division of the Office of the Administrator for the Courts, has the following responsibilities:

- Establish priorities for the improvement of the courts.
- Review and critique the judicial planning process.
- Approve an annual judicial plan for Washington.

TWO YEAR PROGRAM FOR IMPROVEMENTS IN ADMINISTRATION OF JUSTICE FOR STATE OF WASHINGTON

GOAL 1: PROMOTE EFFICIENCY AND EFFECTIVENESS IN THE COURT SYSTEM

SUB GOALS:

A. More Effective Courts

1. Promote Improvements in the court structure.

- (a) Evaluate and propose changes as necessary to court structure/jurisdiction of the Washington Judicial System.
- (b) Encourage the development of improved methods to assess new legislation.
- (c) Study and encourage the establishment of a court of record status for the district courts.
- (d) Encourage and assist in developing legislation for the establishment of alternatives for judicial selection and removal.
- (e) Encourage and assist in development of legislative alternatives for court funding which would provide for the repeal of provisions which are making courts collection agencies for government.
- (f) Evaluate and recommend the establishment of more efficient judicial districts.

2. Provide methods for increased professional competence of judicial and support personnel.

- (a) Encourage the development and implementation of training programs for judicial and support staff.
 1. Assist in developing and recommending rules for continuing legal education for judges.
 2. Encourage development of and participation in national/state education programs for judicial and support staff.
- (b) Encourage the development of proposals for adequate compensation and benefits for judicial and non-judicial personnel.
- (c) Develop comprehensive classification standards and performance guidelines for non-judicial personnel.
- (d) Encourage the development of workload standards and staffing requirements for judicial and non-judicial positions.
- (e) Evaluate and recommend adequate facilities for judicial and non-judicial personnel.
- (f) Encourage professional administrative positions for courts.

3. Promote the utilization of modern management techniques.

- (a) Continue to develop and implement a management information system for the judiciary.
 1. Appellate Management Information System
 2. Superior Court Management Information System
 3. District/Municipal Court Management Information System
 4. Juvenile Management Information System
- (b) Develop records management system which would include standards for storage, record retention, and schedules for destruction of court records.
- (c) Develop and implement new court reporting techniques for more efficient and effective court records.
- (d) Evaluate and assist in developing security, privacy and confidentiality procedures for court cases.
- (e) Develop and implement uniform forms and procedures for the judiciary.

4. Promote coordination and communication between various court levels.

- (a) Encourage and develop recommendations for full-time district/municipal court judges to be participants in the Judicial Conference.
- (b) Develop liaison between judicial and non-judicial organizations in order to coordinate court planning and legislative activities.
- (c) Encourage and provide assistance in the development of judicial newsletters and inter-communications between various judicial and non-judicial personnel.

5. Encourage and promote citizen participation in courts.

- (a) Improve education, procedures, and treatment of jurors and witnesses.
- (b) Study the role and composition of juries.
- (c) Study alternative hours for court operations.
- (d) Encourage the establishment of public information programs to assist in describing and explaining the judicial process.
 1. Personnel
 2. Materials
 3. Program
- (e) Recommend and provide adequate and secure court facilities for the public.
- (f) Encourage better media understanding of the judicial process.

B. Promote Procedural Reforms in the Judicial Process.

1. Develop and implement more efficient case management procedures.

- (a) Evaluate existing continuance procedures.
 - (b) Assist in developing proposals for settlement conferences.
 - (c) Assist in recommending procedures and techniques for the acceleration of case processing.
 - (d) Study and recommend revisions of pre-trial procedures, especially discovery, to reduce expenses and delay and to increase effectiveness.
 - (e) Analyze voir dire jury selection procedures.
 - (f) Develop proposals for a more effective and efficient system of appellate review.
- ###### 2. Encourage and promote more efficient criminal procedures.
- (a) Assist the Washington State Criminal Justice Training Commission in the development of curriculum to improve the law enforcement procedures in the processing of criminal cases.
 - (b) Assist in development of standards and guidelines for pre-trial diversion programs.
 - (c) Study and evaluate criminal bail and pre-trial release procedures.
 - (d) Recommend more efficient probation and presentence services regarding criminal defendants.
 - (e) Develop and implement criminal records system which provides criminal information to other components in the criminal justice system.
 - (f) Develop mechanisms for tracking criminal defendants through rehabilitation and probation programs.
 - (g) Provide recidivism information regarding criminal defendants for the judiciary.
 - (h) Study and evaluate appellate and post-trial release procedures.
- ###### 3. Assist in recommending more efficient appellate procedures.
- (a) Devise and experiment with innovative appeal procedures.
 - (b) Develop and implement case processing procedures and provide professional assistance in that effort.

C. Non-Traditional Dispute Settlement Procedures.

1. Explore and make appropriate recommendations regarding the use of arbitration.
2. Explore new alternatives for dispute resolution within the judicial system.

D. More Effective Procedures for Juvenile Courts.

1. Improve the juvenile court structure.
 - (a) Study feasibility of proposals for consolidation of services and the establishment of family court concepts for superior court, district and municipal courts.
 - (b) Evaluate and recommend as necessary, changes to the new Juvenile Justice Act.
2. Evaluate operating procedures for juvenile court proceedings.
 - (a) Make recommendations regarding existing procedures and services for juvenile and domestic relations cases.
 - (b) Assist in identifying and developing alternative programs and services for juvenile court cases.
 - (c) Study and implement procedures of the new Juvenile Justice Act, effective July 1, 1978.
3. Court services.
 - (a) Encourage and develop adequate services for detention, investigation, counseling, diagnosis, and supervision of juvenile programs consistent with the new Juvenile Justice Act.
 - (b) Establish communication links between other juvenile services and the judiciary for providing pre-sentence information for juvenile decisions.
 - (c) Develop a statewide tracking system for juvenile offenders.

GOAL 2: EVALUATE THE IMPACT OF CRIME ON CITIZENS AND THE COURTS

SUB GOALS:

- A. Develop and recommend sentencing guidelines for the judiciary.
- B. Evaluate and establish standards regarding the security, privacy, and confidentiality of criminal/civil case history information.
- C. Focus on ways to improve the impact of court contact on victims, witnesses, and jurors.

GOAL 3: REDUCE IMPEDIMENTS TO JUSTICE UNNECESSARILY RESULTING FROM SEPARATION OF POWERS DOCTRINE

SUB GOALS:

- A. Communicate and coordinate with the legislative and executive branches of government to plan for and implement judicial system improvements.
- B. Develop methods for communication between state, local and federal judiciaries in an effort to improve justice.
 1. Assist in recommending joint discussions regarding judicial process by all levels of court systems.
 2. Examine and recommend a system of communication and coordination between state and federal courts.
- C. Study and examine proposals for transfer of federal jurisdiction to state judicial systems.

GOAL 4: ESTABLISH AN IMPROVED RESEARCH MECHANISM FOR WASHINGTON STATE JUDICIARY

SUB GOALS:

- A. Evaluate and recommend designs for providing judicial research methods.
- B. Study and evaluate simulation management techniques for the judiciary.

- Review and approve all federally funded programs and projects, state or local, which impact the judiciary.
- Assure that federal funds are not used to supplant state or local efforts.
- Encourage units of general local government to combine or provide for cooperative arrangements with respect to services, facilities, and equipment needed for courts.

Accordingly, the Council approved the 1977 Planning to Plan: A Statement of Washington Judicial Needs document

which outlines priorities for the improvement and coordination of all aspects of the state's court system. The plan describes court needs and problems, available resources, and proposed administrative techniques and machinery for implementing improvements.

In October 1977, the Council adopted a two year program for the improvement of the administration of justice for the State of Washington. The plan is included on the preceding page.

During 1978 and 1979, the Court Planning Council and staff will monitor and evaluate the goal implementations as recommended to the Supreme Court.

JUDICIAL INFORMATION SYSTEMS COMMITTEE

In 1976 the Supreme Court promulgated the Judicial Information System Committee (JISC) Rules 98 Wn. 2d. 1124-1131. The Rules established a 22 member committee responsible for directing the design and operation of a statewide judicial information system. The committee members, appointed from names submitted to the Supreme Court by representative groups and associations from within the judicial system, include judges, clerks, and administrators from all court levels, a prosecutor, a bar member, a lay citizen, and the Director of the Washington State Data Processing Authority.

Justice Robert F. Brachtenbach is the Committee Chairman with Mr. Claire Abel as the Vice-Chairman. The other Committee members are as follows:

Mr. James Boldt
Association of Washington State Superior Court Administrators

Ms. Bea Boone
Washington State Association for Court Administration

Mr. John J. Champagne
Supreme Court Clerk

Mr. Clinton DeGabrielle
Washington State Data Processing Authority

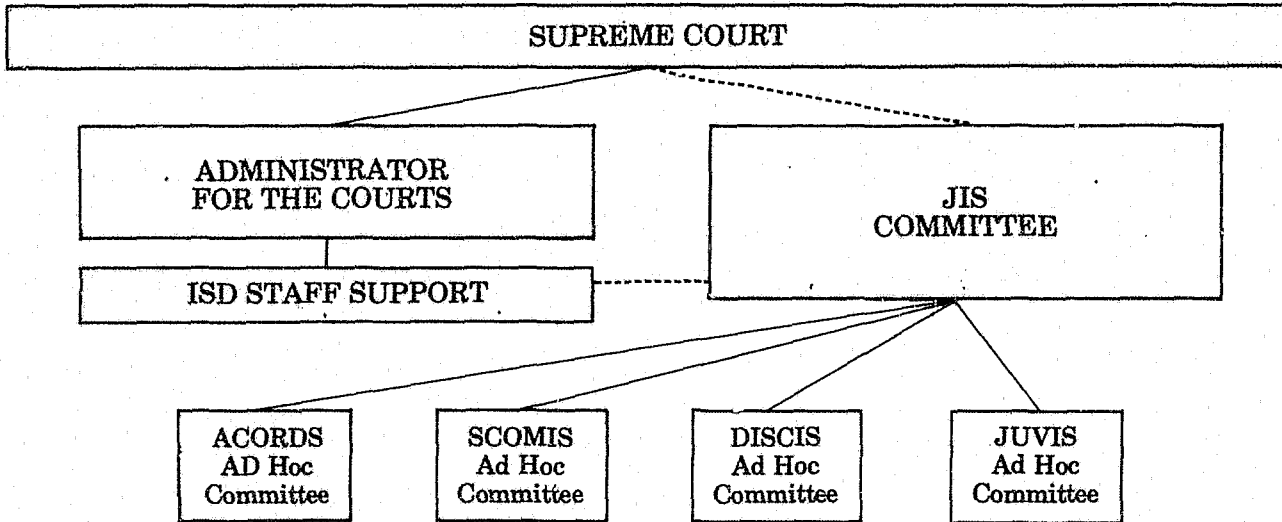
Mr. Henry R. Dunn
Washington State Association of Prosecuting Attorneys

Mr. Miles Eslick
Washington State Association of County Clerks

Mr. Vernon Fishback
Washington State Association for Court Administration

Hon. George T. Mattson
Washington State Magistrates Association

JUDICIAL INFORMATION SYSTEM



PROJECTED JIS AUTOMATED FUNCTIONS	Appellate Courts' Project	Superior Courts' Project	District/Municipal Courts' Project	Juvenile Courts' Project
1) Case indexing (reference system of litigants, cases, etc.)	Available*	Available	Planned**	Planned
2) Docketing (chronological recording of court events and documents)	Available	Available	Planned	Planned
3) Case Tracking (identifying and reporting the status of cases)	Available	Available	Planned	Planned
4) Issue Tracking (identification and reporting of individual case issues)	Planned			
5) Calendaring Support (scheduling court appearances and printing calendars)	Planned	Planned	Planned	Planned
6) Accounting:				
• Bail		Planned	Planned	Planned
• Fees	Planned	Planned	Planned	Planned
• Fines		Planned	Planned	Planned
• Trust		Planned	Planned	Planned
• Forfeitures		Planned	Planned	Planned
7) Jury selection and management		Planned	Planned	
8) Warrants, Summons and Subpoena Control		Planned	Planned	Planned
9) Court minutes and exhibits	Available	Planned	Planned	
10) Communication links with other judicial and criminal justice systems	Planned	Planned	Planned	Planned
11) Statistical and management reports	Planned	Available	Planned	Planned
12) Miscellaneous procedures (possible functions)				
• Text editing	Planned	Planned		
• Law search	Planned	Planned		

* The local courts participating in JIS projects at this judicial level have or will have these computer capabilities by the end of 1978.

** By the completion of JIS, local courts at this judicial level will be able to do "planned" functions on the JIS computer.

Mr. Charles McNurlin
Lay Citizen

Ms. Beverly Whitsell
Washington State Association of County
Clerks

Mr. Edward J. Novak
Washington State Bar Association

Hon. Harold J. Petrie
Court of Appeals, Division II

Mr. Gordon D. Shibsted
Washington State Association for Court
Administration

Hon. Del Cary Smith, Jr.
Superior Court Judges' Association

Hon. Stanley C. Soderland
Superior Court Judges' Association

Hon. Walter Stauffacher
Superior Court Judges' Association

Hon. Philip J. Thompson
Washington State Magistrates Association

Hon. W. Laurence Wilson
Washington State Magistrates Association

Mr. Phillip B. Winberry
Administrator for the Courts

The JIS Committee has appointed four ad hoc committees to coordinate the development and implementation of computerized systems within the courts. These committees are:

- (1) The Appellate Courts Records and Data System (ACORDS);
- (2) The Superior Court Management Information System (SCOMIS);
- (3) The Juvenile Information System (JUVIS), and
- (4) The District/Municipal Court Information System (DISCIS).

The Information Systems Division of the Office of the Administrator for the Courts provides the staff support for the Judicial Information System Committee and the various ad hoc committees.

JUDICIAL COUNCIL

The Washington Judicial Council, created by statute in 1925, has the statutory obligation to periodically review the judicial business of Washington courts and continuously examine statutes and rules of pleading, practice and procedure. The process is conducted with a view towards formulating and recommending needed changes through the judiciary, the legislature, and the governor as appropriate.

In accordance with the statute, Chief Justice Charles T. Wright served as Chairman of the Council, Justice Charles Horowitz served as Vice-Chairman,

Professor Luvern V. Rieke served as Executive Secretary, and Mr. C. E. Bolden, State Law Librarian, served as Recording Secretary.

Council members in 1977 were:

Ms. Virginia O. Binns
Washington State Bar Association

Mr. George W. Clarke
Member of the Senate

Mr. Malcolm L. Edwards
Washington State Bar Association

Mr. Joseph P. Enbody
Member of the House

Hon. Gerard N. Fisher
District Court, Kitsap County

Mr. Pete Francis
Member of the Senate

Mr. Robert Freudenstein
Kitsap County Clerk

Mr. David Hoff
Washington State Bar Association

Mr. Ray Van Hollebeke
Member of the Senate

Hon. Francis E. Holman
Superior Court, King County

Mr. Will Knedlik
Member of the House

Mr. Walt O. Knowles
Member of the House

Mr. Edward B. Mackie
Deputy Attorney General

Mr. Donald McGavick
Washington State Bar Association

Mr. Walter G. Meyer
Washington State Bar Association

Hon. Ray E. Munson
Court of Appeals, Division III

Mr. Irving Newhouse
Member of the House

Mr. Lewis H. Orland
School of Law, Gonzaga University

Mr. Dan Reaugh
Washington State Bar Association

Mr. Richard Roddis
University of Washington School of Law

Mr. Wallace M. Rudolph
University of Puget Sound, School of Law

Mr. Robert E. Schillberg
Prosecuting Attorney, Snohomish County

Hon. George T. Shields
Superior Court, Spokane County

Hon. Frank L. Sullivan
District Court, Seattle

Hon. Ward Williams
Court of Appeals, Division I

Ms. Lorraine Wojahn
Member of the Senate

The Council's members, who represent all three branches of government, serve to provide a balanced consideration of all proposals. Council members do not receive compensation for their services.

Judicial Council recommendations covering court rules and legislation are detailed in the Twenty-Sixth Annual Report of the Judicial Council of the State of Washington and can be obtained from the Judicial Council, 510 Condon Hall, University of Washington, Seattle, Washington 98105.

WASHINGTON JUDICIAL CONFERENCE

The Washington Judicial Conference, created by statute in 1957, meets annually on call of the Supreme Court. Matters relating to judicial business and improvement of the judicial system as well as the administration of justice are discussed throughout the program.

The Conference, by statute, is composed only of judges of the courts of record, however, all full-time judges of the courts of limited jurisdiction are customarily invited to attend the annual meeting. The Administrator for the Courts serves as Executive Secretary of the Conference.

In an effort to promote more efficient judicial operations and unity of purpose,

the judges hold business sessions during the Conference and committee reports are distributed to the membership in the conference material. Educational lectures are also incorporated into the Conference permitting a discussion of new legislation, court decisions, and other topics of interest to the judiciary.

The 21st annual Judicial Conference was held September 11-14 at the Greenwood Inn, in Bellevue.

The 1978 Judicial Conference will be held at the Ridpath Motor Inn, Spokane, on September 10-13.

SUPPORT ORGANIZATIONS

The judicial and court support personnel associations in the state provide a medium for the exchange of ideas and information and a forum that encourages the members to pool their expertise.

Listed below are the organizations and their presidents to whom questions regarding the organization should be directed:

Superior Court Judges' Association
Hon. George H. Revelle, President
King County Courthouse
Seattle, Washington 98104

Washington State Magistrates Association
Hon. W. Laurence Wilson, President
Snohomish County, South District Court
20520 - 68th Avenue W.
Lynnwood, Washington 98036

Washington State Association of County Clerks
Ms. Jenna Graham
Whatcom County Clerk
County Courthouse
Bellingham, Washington 98225

Washington State Prosecuting Attorneys' Association
Mr. George F. Hanigan, President
Attorney at Law
P.O. Box 39
Cathlamet, Washington 98612


Washington State Bar Association
Mr. Edward J. Novack
501 First National Bank Building
Everett, Washington 98201

Juvenile Directors Association
Mr. Paul Peterson, Chairman
Yakima County Youth Services
1728 Jerome Avenue
Yakima, Washington 98902

Association of Washington State Superior
Court Administrators
Mr. James R. Boldt, Court Administrator
Benton/Franklin Superior Court
County-City Public Safety Building
Pasco, Washington 99301

Washington State Association for Court
Administration
Mr. Courtland Fawver
Tacoma Municipal Court
County-City Building
Tacoma, Washington 98402

Washington Public Defenders Association
Mr. W. Kirkland Taylor
523 - 2nd Avenue
Seattle, Washington 98104





**REPORT OF THE
ADMINISTRATOR FOR THE COURTS**

SUPREME COURT

ADMINISTRATOR FOR THE COURTS

RESEARCH & STATISTICS DIVISION

- Compile data on court operations
- Prepare statistical reports for the judiciary, legislature, etc.

INFORMATION SYSTEMS DIVISION

- Develop automated data processing systems for the state's courts.
- Provide computer services and technical assistance for special court-related projects.

PLANNING & OPERATIONS DIVISION

- Identify problems affecting court operations
- Help plan and develop projects and procedures to improve the court system
- Obtain and manage federal and state grants.

FISCAL ADMINISTRATION

- Prepare and submit state budget for the courts
- Maintain fiscal records and process payments and payroll for state funded court operations.

COURT SERVICES

- Public Information
- Judicial Education
- Legislative Monitoring
- Coordinating Services for Visiting Judge Program, Judicial Conference and Magistrates Association





REPORT OF THE ADMINISTRATOR FOR THE COURTS

Introduction The Office of the Administrator for the Courts, established by the Legislature in 1957, operates under the supervision and direction of the Chief Justice of the Supreme Court, to study the operations of the courts of the state and to make recommendations for their improvement. Consistent with RCW 2.56.030, the Administrator for the Courts is responsible to the Supreme Court for the execution of the administrative policies and rules as applicable to the Washington judicial system.

In general, the Office of the Administrator for the Courts performs the following functions:

- Collects and compiles meaningful statistics;
- Develops and promotes modern management procedures to accommodate the needs of the state's courts;

- Continuously studies and evaluates information relating to the operations and administrative methods of the judicial system;
- Provides pertinent substantive and procedural information to the members of the judicial community, the other branches of government and to the general public;
- Prepares and submits budget and accounting estimates relating to state appropriations for the judicial system.

During 1977, the Office of the Administrator for the Courts rendered many diverse services to the increasingly complex court system of the State of Washington. The following sections depict the activities and accomplishments of the past year and suggest future developments.

RESEARCH AND STATISTICS DIVISION

The Research and Statistics Division of the Office of the Administrator for the Courts is responsible for the collection, maintenance, analysis and reporting of statistical information pertinent to the operation of the state's courts.

Information compiled from monthly reports submitted in 1977 to the Office of the Administrator for the Courts was used by the Division in the preparation of this annual report. The statistics will assist both state and local governments in determining their court personnel and financial needs.

This annual report benefits from the weighted caseload system developed during the year by the National Center for State Courts. The new procedures permit a reliable, quantitative evaluation of judicial manpower needs for Washington superior and district courts.

The Research and Statistics Division also provides technical support to the judiciary and legislature by preparing reports on subjects of special interest. In 1977 caseloads of several courts were analyzed to determine their judicial manpower needs. As a result of these reports, the

legislature created ten superior court judgeships and four judgeships for the Court of Appeals.

During the year, a "Restructure Statistical Reporting" (RESTAT) project for the courts of general and limited jurisdiction was initiated and the National Center for State Courts was selected as the project consultant. After reviewing court statistical information, the study will establish uniform definitions and

recommend new data collection forms and methods. The project is scheduled for completion in September, 1978.

With the assistance of the Washington State University computer and a program developed by the Research and Statistics Division, 1978 statistics reported to the Office of the Administrator for the Courts will be compiled automatically. Therefore, more timely and comprehensive information on judicial business throughout the state will be available.

INFORMATION SYSTEMS DIVISION

The Office of the Administrator for the Courts is facilitating the development and implementation of a statewide Judicial Information System which will provide Washington courts with an effective administrative tool to assist in the management of their increasing caseloads and record keeping responsibilities. The Information Systems Division (ISD) provides the technical skills necessary to develop such a system and serves as staff to the Judicial Information System Committee (see Judicial Administrative Committees).

In 1977, the Information Systems Division of the Administrator for the Courts' Office engaged in the planning, development, and implementation of the following projects:

Appellate Courts

In an effort to provide the appellate courts with an efficient, computerized caseflow management system and calendaring process, the ISD prepared two documents: the Appellate Courts Records and Data Systems (ACORDS) Phase I Project Requirements, and ACORDS External Design. The Basic Caseflow Management System has already been

implemented at the Court of Appeals, Division II, Tacoma pilot site.

Plans for 1978 include the refinement and development of the Basic Caseflow Management System and the expansion of ACORDS to the other two divisions of the Court of Appeals. The Supreme Court is scheduled to join ACORDS in 1979.

Superior Courts

The Superior Court Management Information System (SCOMIS) which was implemented in 1977 at the Yakima pilot site, is already performing case indexing functions for the court. The SCOMIS project team, with the assistance of representatives from various courts in the state, is developing a case docketing and tracking system to be tested in January 1978.

In early 1978, Snohomish County is scheduled to join SCOMIS and acquire computerized indexing and docketing capabilities. Other counties slated to participate in SCOMIS within the year are Thurston, Kitsap, Clark and Benton.

Based on a special cost benefit analysis of SCOMIS completed in 1977, the dollar

benefits derived from SCOMIS, principally through the postponement of future hires, will equal the developmental costs for the project by 1983. The system is projected to save one million dollars (1977 dollars) a year by 1985.

Copies of all project documentation and the cost benefit analysis are available through the Office of the Administrator for the Courts.

Courts of Limited Jurisdiction

During the year, staff from the Information Systems Division continued to assist King and Thurston County District Courts in the implementation of an interim computer system. The procedures, which were also extended to Spokane District Court in 1977, involve the use of a simple, automated data input device (IBM 3741). The machinery permits the courts to print notices, dispositions, receive information, calendar, and accomplish other related activities.

The IBM 3741 has proved to be an effective interim aid to the high volume courts of limited jurisdiction. At least Snohomish, Clark and Yakima Counties are slated to acquire the input device in 1978.

PLANNING AND OPERATIONS DIVISION

Court planning requires identifying problems in the state's courts, determining solutions to the problems, finding means to implement the solutions, and finally evaluating the effectiveness of the solutions. The Planning and Operations Division of the Office of the Administrator for the Courts is involved in all stages of court planning in Washington.

In 1977, the Judicial Information System Committee created the District/Municipal Court Information System (DISCIS) ad hoc committee to direct the development and implementation of a long-term, statewide automated system for the courts of limited jurisdiction. Plans for 1978 include publishing a requirements document, the selection of a pilot project site, and possibly the initiation of an abbreviated on-line system at a municipal or district court.

Juvenile Courts

Enactment of HB 371 (Juvenile Court Reorganization Act) placed new and increased demands on the Juvenile Court Information System Committee and its ISD staff. The activities of the Washington juvenile courts were studied to determine what effect the new legislation would have on the present procedures. Certain sections of the Act, such as the prior offenses portion, seem to require the use of a statewide information system. Further documentation and development of the system will continue throughout 1978.

Staff to Court Planning Council

During the past year, the Division, which provides staff assistance to the Courts Planning Council, (see Judicial Administrative Committees) developed a questionnaire and met with judges and court personnel in each of the counties of the state to identify problem areas and

programs to meet the goals for the judiciary established by the Court Planning Council.

Grant Management

The Division wrote grants for and administered projects funded by the Law Enforcement Assistance Administration (LEAA) and the Traffic Safety Commission. Grants for continuing the Appellate Screening Unit, as discussed in the preceding Supreme Court section of this annual report, and for the new Restructure the Statistical Reporting System (RESTAT) were obtained in 1977.

The staff also acquired LEAA funds to study and standardize superior court forms. In 1977, the National Center for State Courts received and catalogued forms from each county. After identifying obsolete documents, recommendations were made and the proposed standardized forms were reviewed and critiqued by an Advisory Committee, composed of representatives from the Superior Court Judges Association, County Court Clerks, the Court Administrators Association, Prosecutors Association, Washington State Bar Association, Washington State Forms Management Center, Washington State Defender Association and the Information Systems Division of the Administrator for the Courts Office. The proposed civil, criminal, domestic, probate and adoption forms were tested in two counties and input has been solicited from the principal users of the forms. The study will continue through 1978.

To alleviate the delays created by an increasing Court of Appeals caseload and to upgrade the defender services provided indigent appellants, LEAA discretionary funds were obtained to continue the

Appellate Defender Project. The Seattle-King County Defender Association has been awarded a contract to provide counsel to 155 indigent defendants appealing their conviction and to develop systematic procedures for adjudicating appeal issues. The demonstration project in the Court of Appeals, Division I, headquartered in Seattle, is being considered for "exemplary project" status by LEAA.

The Office of the Administrator for the Courts has continued to work with the Department of Transportation in funding an expanded Special Adjudication for Enforcement (SAFE) program for King County district courts. The SAFE program, which provides a special procedure for adjudicating mandatory traffic cases not carrying a jail sentence, was implemented first in 1977 at the Bellevue, Northeast, Roxbury, and Airport District Courts. In December, 1977 four other King County district courts, Renton, Federal Way, Aukene and Shoreline, initiated the program.

Based on the evaluations of the original 1975 - 1976 Seattle Municipal Court SAFE program, the special procedures should relieve some of the crowded court conditions at the participating sites. In addition, the new hearing procedures, which do not require the appearance of law enforcement officers, should save court time and law enforcement expense. The Administrator for the Courts' Office will continue to monitor and evaluate the expanded SAFE Program through 1978.

Washington Traffic Safety Commission funding was also continued to provide additional personnel and mandatory offender tracking to the courts in counties participating in the Alcohol Emphasis Program. The program, which was initially

developed in Chelan and Kitsap Counties, sought to reduce alcohol related traffic accidents and deaths in Clark, Grays Harbor, Spokane, and Whatcom Counties. The program was continued in Whatcom and Grays Harbor Counties during 1977.

Plans for 1978 include an LEAA grant to help maximize the disposition of cases at the administrative level and reduce inefficient management of the courts. Court personnel will receive guidelines on the handling and storing of official records. In addition, with funds secured by the Planning Division staff from the Washington Traffic Safety Commission, a consultant will conduct a personnel survey of the limited jurisdiction court system.

Technical Assistance

Besides providing staff support to the Court Planning Council and managing projects funded by LEAA and the Traffic Safety Commission, the Planning and Operations Division of the Administrator for the Courts researches and develops procedures for specific problems affecting the State's courts. For instance, in 1977, the staff assisted the Juvenile Court Directors in the organization of four conferences. These sessions permitted the full discussion and evaluation of the possible impact of the Juvenile Court Act, HB 371, on the Washington court system. Thus, the Juvenile Court Directors were able to develop a detailed flowchart of

the new legislation, make recommendations for juvenile court diversion programs, suggest juvenile court rules, and propose legislative modifications. An instruction manual for juvenile court probation personnel was also initiated.

Likewise, a follow-up study was conducted at twenty jurisdictions randomly selected to critique the 1976 report on Standards of Fair Rental Value of Facilities of the Courts of Limited Jurisdiction. The survey results indicate that the manual was helpful in planning construction, rental negotiations and the preparation of budget requests. Overall, the product was rated moderately useful or as having a potential for future use.

The planning staff also developed a new format for the Uniform Criminal Complaint with the cooperation of a task force consisting of judges and court clerks from courts of limited jurisdiction, county prosecutors, bar association members, law enforcement officers, a Department of Motor Vehicles representative, State Auditors, and other support staff. Pursuant to Supreme Court Rule JCrR 2.01 and JTR T2.02, instruction manuals were developed for the new complaint and for the Uniform Citation/Complaint forms. During 1978, the Administrator for the Courts Office will review and evaluate the existing mandatory forms to determine whether their formats should be revised.

COURT SERVICES DIVISION

The Court Services Division (CSD) of the Office of the Administrator for the Courts promotes education and communication within the judicial community,

advises the general public of the operation and problems of the judicial system, and provides coordinating services to the courts of the state.

Judicial Education

CSD staff assists the Board on Judicial Training Standards and Education (see Judicial Administrative Committees) in the long and short range planning of Washington judicial education. Support is also given to judicial and other court personnel associations in development and implementation of specific training programs and materials.

In order to enable judges and court administrative personnel to participate in national education programs, the staff supervises federal grant funds obtained for that purpose. In 1977 a Law Enforcement Assistance Administration (LEAA) grant for \$50,000 paid the travel expenses, per diem, and tuition costs for 55 attendees at judicial or court related colleges throughout the country. Likewise, a \$6,550 grant from the Washington State Traffic Safety Commission allowed seven personnel from district and municipal courts to attend similar programs.

Public Information

The Division also provides information services to improve public understanding of the court system and to maintain communications between the many courts of Washington. Assistance is provided to community groups and organizations interested in law related education and serves to coordinate the development of information materials, school programs and communication with the media.

In 1977 the staff helped design two information handbooks for the general public: a brochure outlining the structure and function of the Court of Appeals and a publication describing the entire court system of Washington. Both documents should be completed by Summer, 1978.

During the year, law related education centered on the state's schools. The statewide high school Mock Trial Program was continued and a similar program for elementary schools was carried out in Clark County. "Law Day" activities, including a statewide speech contest conducted in conjunction with the YMCA, were among the other school programs. Members of the judiciary, bar and law enforcement worked with the Administrator for the Courts in the development and presentation of these programs.

At the request of the Chief Justice, news coverage of the 1977 Annual Conference was encouraged. The CSD staff assisted with news releases throughout the year as well as at the conference. Contacts with representatives from newspapers, television and radio were also maintained and expanded.

The CSD staff facilitates communication between the judges and the various organizations of the state of Washington by producing monthly publications, providing staff assistance to judicial and court administrative organizations, supplying current legislative information to members of the judiciary, and coordinating visiting judge activities for the superior court.

To maintain communication between the state's judges, the Washington Judicial Newsletter and Clipping Service was again expanded in 1977 and now is distributed to retired and part-time judges. Improvements in the format were also made to enhance the national and local court news sections.

As Executive Secretary for the Washington State Magistrates Association, the Magistrates Coordinator on the Administrator for the Courts' staff promotes

communication between judges of limited jurisdiction courts as well as between the magistrates and other court associations. This effort is facilitated through a monthly publication, the WSMA News Report, and by visiting courts of limited jurisdiction throughout the state, coordinating technical assistance, and by distributing educational materials as needed.

Throughout the 1977 legislative sessions, staff also monitored court related legislation and prepared a weekly Legislative Bulletin for distribution to the judiciary.

In addition, Court Services Division staff, under the direction of the Chief Justice of the Supreme Court, coordinated the

visiting judge program for the superior courts. The program, which strives to assure the maximum use of Washington's limited judicial resources, is used in the following situations: 1) the disqualification of a resident judge or judges, 2) illness, death or other reason for judicial absence, and 3) relief of congested dockets.

In 1977, 58 judges participated in the visiting judge program. Visiting judge time totaled 714 days and added 3.3 judge years to the operations of the superior courts. More information on the visiting judge program can be found in the Superior Court Activities Section of this annual report.

FISCAL ADMINISTRATION

Finance and Budget

The Administrator for the Courts is responsible for not only the financial operations of the Supreme Court, the Court of Appeals, and its own organization, but also for the payment of one-half the salary of superior court judges. Payroll, purchasing, processing travel claims, personnel record-keeping, reports to grant agencies and other related activities are administered by the fiscal office of the Court Administrator.

Likewise, the biennial budgets and yearly allotments of the above agencies are prepared by the fiscal office for inclusion in the Governor's Budget request.

Judicial Retirement Program

Judges of courts of record in the state of Washington are members of one of two retirement systems. The Budget and

Finance Office processes retirement forms for new judges and maintains their service records. The first system, the Retirement of Judge Act passed in 1937 (RCW 2.12), requires that 6½% be deducted from the judge's salary, which sum is matched by an equal contribution from the State general fund. Other salient provisions are: Judges can retire (1) after 18 years of service, (2) after 10 years of service and attaining the age of 70, or (3) after 10 years of service and upon becoming permanently incapacitated, physically or otherwise. Under this Act there are no limitations on the amount of a retired judge's employment income.

The second retirement act, the Judicial Retirement System, was created by the 1971 Legislature (RCW 2.10) and became effective August 9, 1971. Judges covered under the first or "old" system had the option of transferring to the "new" system

before September 1, 1972. This means that ultimately all judges of courts of record will be covered under the 1971 Judicial Retirement System. Pertinent provisions of the "new" system are" (1) judges contribute 7½% of their salary and the state contributes an equal amount on a quarterly basis; (2) a judge may retire at the age of 60 years after 15 or more years of service, and must retire at the end of the calendar year in which age 75 is attained; and (3) a judge may retire for disability after 10 years of service. Another significant provision of the new system affects retired judges who have income from employment other than that excluded by statute. Any such retired judge shall have his retirement benefit reduced by the amount that his combined retirement benefit and employment


income exceed the current monthly salary paid to a judge of the court level from which the judge retired.

Most judges in the courts of limited jurisdiction are covered by the provisions of the Public Employees Retirement System.

Members of this system contribute 6% of their total salary and this is matched by the employer contribution of 7.0%.

Anyone desiring more information concerning the Judicial Retirement System or the Public Employees Retirement System should communicate with Mr. Robert L. Hollister, Jr., Retirement Board Director, 1025 East Union, Olympia, Washington 98504.





LEGISLATION AFFECTING THE COURTS



LEGISLATION AFFECTING THE COURTS

LEGISLATION ENACTED INTO LAW

Traffic Offense Records - D.W.I. Suspension (SB 2057)

Ch 3, Laws of 1977, 1st Ex. Sess.

SB 2057 brings section of RCW 46.20 into accord with current practices. Provisions are set forth for federal authorities having jurisdiction over traffic offenses on federal installations within the state.

Additionally, section 3 of RCW 46.61.515 has been amended. Section 3 provides that a first D.W.I. conviction shall result in suspension of the driving privilege by the D.O.L. for thirty days. The amendment provides that the court may recommend that no suspension action be taken on the first conviction.

Warrant Servers - Seattle Municipal Court (SB 2081)

Ch 108, Laws of 1977, 1st Ex. Sess.

Creates the position of warrant server in the Seattle Municipal Court. Due to the large number of warrants the court has outstanding throughout the state, the Act grants Seattle Municipal Court warrant servers special statewide authority to make arrests pursuant to court warrants. Expenses incurred will be borne by the Seattle court.

New Superior Court Judgeships (SB 2143)

Ch 311, Laws of 1977, 1st Ex. Sess.

Ten superior court judgeships were created in response to increased concerns about case backlogs. Five judgeships were created in King County, and one each in Benton-Franklin, Kitsap, Pierce, San Juan-Island, and Spokane counties.

Provides for the Enforcement of Foreign Judgements (SB 2122)

Ch 45, Laws of 1977, 1st Ex. Sess.

Modifies Washington's law so that it is substantially similar to the 1964 Uniform Enforcement of Foreign Judgment Act. Washington law has been operating under a 1958 version of the Uniform Enforcement of Foreign Judgments Act, which was updated in 1964 by the Uniform Law Commissioners.

A judgment creditor may begin the process by filing the foreign judgment with the appropriate superior court clerk in this state. The judgment creditor must also file an affidavit setting forth the last known mailing address of the judgment debtor. The clerk will then notify the judgment debtor of the filing by mail. Enforcement of the judgment execution or other process may begin 10 days after the notice has been mailed. The judgment debtor may stay enforcement by showing that an appeal is pending, a stay has been granted, or there are grounds upon which enforcement of a Washington judgment would be stayed.

Superior Court Filing Fees Increased (SB 2196)

Ch 107, Laws of 1977, 1st Ex. Sess.

Increased the filing fees in superior courts from \$32 to \$45 for all civil actions, appeals from justice courts, admissions to probate, and petitions to contest wills. The revenue from the increased filing fees must be allocated in the following manner: 1) in counties receiving new superior court judges this session, to defray the salaries and expenses of the new judges,

and any remaining amount to maintain the juvenile and family courts; 2) to all other counties, to maintain the juvenile and family courts.

Court of Appeals Judgeships Added
SB 2222)

Ch 49, Laws of 1977, 1st Ex. Sess.

Increases the number of appellate judges from 12 to 16 by adding two judges to Division I in Seattle, and one each to Division II in Tacoma, and Division III in Spokane. The positions were filled by appointment of the Governor, effective January 1, 1978. Division I appointees, as determined by lot, will run for election in November 1978 for terms of one year expiring in 1980, and three years expiring in 1982, respectively. Judges appointed in Division II and III will have to run for election in 1978 for six year terms expiring in 1985.

The legislation also removes the current limit of 240 days per year pro tempore time that can be used by the Court of Appeals.

Jury Fee Established for Six Person Juries
(SB 2300)

Ch 53, Laws of 1977, 1st Ex. Sess.

Establishes a uniform fee for six person juries in superior, district and Seattle Municipal Court. The jury demand fee for six person juries was \$6 in district courts, \$25 in superior courts, and \$50 in Seattle Municipal Court. This legislation established a uniform \$25 fee, effective September 21, 1977, for a six person jury in all of the above courts. The legislation specifies that the jury fee shall be paid to the courts rather than to the juror.
(Submitted by the Judicial Council.)

Witness Fee Increased (SB 2301)

Ch 54, Laws of 1977, 1st Ex. Sess.

Provides that witnesses in all courts of limited jurisdiction will be compensated the same as jurors in justice courts. It has the effect of increasing the compensation of witnesses in all courts from \$4 a day and reimbursement for travel at 10¢ a mile to \$10 a day and reimbursement for travel at 13¢ a mile.

(Submitted by the Judicial Council.)

Garnishment Writ Fee (SB 2302)

Ch 55, Laws of 1977, 1st Ex. Sess.

SB 2302 established a fee for issuance of a writ of garnishment in district court. Superior court has a statutory fee of \$5 for obtaining a writ of garnishment, however, district courts have no specific fee. As a result, some district courts had not been charging a fee and some were charging a \$3 or \$6 fee.

This Act imposes a \$2 fee for obtaining a writ of garnishment in district court.
(Submitted by the Judicial Council.)

Criminal Justice Training Assessment
(SB 2413)

Ch 212, Laws of 1977, 1st Ex. Sess.

While the intent of the legislation is to require basic training of law enforcement officers, the funds to operate training sessions and to continue funding the Criminal Justice Training Commission will be collected by the courts. An assessment is now collected on all bail forfeitures attendant to any violation of a state law or city or county ordinance except an ordinance relating to vehicles unlawfully left or parked. The assessment is \$3.00 when forfeitures are \$10.00 to \$19.99; \$5.00 when forfeitures are \$20.00 to \$39.99; \$7.00 when forfeitures are \$40.00 to \$59.99; \$12.00 when forfeitures are \$60.00 to \$99.99; and \$15.00 when forfeitures are \$100.00 or more.

Excluding Law Enforcement Officers from the Prohibition of Recording Private Communication (SB 2419)

Ch 363, Laws of 1977, 1st Ex. Sess.

Brings Washington's statutory treatment on the recording and transmitting of private communications into line with the federal law, Title III of the Omnibus Crime Control and Safe Streets Act of 1968.

The bill permits a law enforcement officer acting in the performance of his or her official duties or a person acting at his or her direction to intercept, record or disclose oral communications and conversations, or if one of the parties has given prior consent to the interception, recording, or disclosure.

The superior courts are required to make prescribed reports of orders giving permission to record conversations and to make an annual report on the operation of this chapter to the Administrator for the Courts. The Forms Committee is preparing appropriate forms for the judiciary pursuant to the federal law.

Criminal Records Privacy and Security (SB 2608)

Ch 314, Laws of 1977, 1st Ex. Sess.

Regulates the security and privacy of criminal history record information and imposes completeness and accuracy requirements. The Act regulates dissemination of criminal history record information; convictions records; complainant, victim, and witness information; and non-conviction data. The Act provides that all criminal justice agencies shall permit any person to request to see any criminal history record information held by such agency and pertaining to such person.

An Ad Hoc Advisory Committee for Implementation of the Criminal Records Privacy Act set up rules and regulations

for the implementation of the Act. As defined, court records are exempt from the definition of the criminal history record information, however, courts are included in the definition of a criminal justice agency.

Five Judicial Council Members Added (SB 3004)

Ch 112, Laws of 1977, 1st Ex. Sess.

The State Judicial Council is a statutory agency whose primary function is to survey and study the operations of the judiciary and make recommendations for needed changes. This act increased the membership from 24 to 29 members, adding two additional legislators and three additional members of the Bar. The following groups are currently represented: the Supreme Court (2), the Court of Appeals (2), the superior courts (2), the legislature (3 each from the House and Senate), the law schools (all 3 Deans), members of the Bar (5), and the Attorney General, the courts of limited jurisdiction (2), and the county clerks(1).

Long Arm Statute Extended (HB 180)

Ch 39, Laws of 1977, 1st Ex. Sess.

Amends the long arm statute to permit the assumption of personal jurisdiction over non-resident spouses in litigation under the dissolution of marriage act. (Submitted by the Judicial Council.)

Guardianships and Limited Guardianships (SHB 183)

Ch 309, Laws of 1977, 1st Ex. Sess.

Removes the limitation of a court's guardianship appointment power to county residents and revises various positions regarding the responsibilities of guardians and limited guardians. (Submitted by the Judicial Council.)

Crime Victims Compensation Act
(SHB 353)

Ch 302, Laws of 1977, 1st Ex. Sess.

The crime victims compensation act provides a mechanism for the payment of benefits to persons injured or the dependents or beneficiaries of persons killed as a result of criminal acts in Washington.

SHB 353 impacts the courts in that a penalty assessment is made on criminal fines in the amount of \$25 or 10% of the fine imposed on any person convicted of a felony or gross misdemeanor which involves a victim. This will provide the funding source for the crime victims compensation program.

Omnibus Juvenile Justice and Care Act
(3SHB 371)

Ch 291, Laws of 1977, 1st. Ex. Sess.

Enacts a comprehensive revision of the juvenile court statutes dealing with juvenile delinquents, status offenders, dependent children and the termination of parental rights. The new chapters deal with the establishment of general juvenile court provisions, authorization of law enforcement to take runaways into limited custody, regulations for juvenile court procedures in cases of family conflict, laws for cases involving dependent children, and the establishment of new procedures in cases where a juvenile has committed a criminal offense. Sections of the child welfare services statute and the compulsory education law are also amended by this enactment.

The Act has a delayed effective date of July 1, 1978, with the exception of a direction of the Department of Social and Health Services to develop disposition standards which took effect July 1, 1977.

Jury Fees Increased (HB 414)

Ch 248, Laws of 1977, 1st Ex. Sess.

HF 414 is similar to SB 2300 in that a uniform fee of \$25 for six persons is established for superior, district, and Seattle Municipal Court. The legislation specifies that the judge disburse the jury fee to the jurors. An attorney general's opinion has been sought to clarify the difference between the two enacted bills.

Death Penalty (SHB 615)

Ch 206 Laws of 1977, 1st Ex. Sess.

Enacted a death penalty for premeditated murder in the first degree committed under certain circumstances. Pursuant to the U.S. Supreme Court decisions on the death penalty, the legislature has amended the Washington statutes to bring them into compliance. The new procedures established a bifurcated trial with specific guidance to the jury in its determination of whether the death penalty, life imprisonment without possibility of parole or release, or ordinary life imprisonment should be imposed.

Habitual Traffic Offender Jurisdiction
(HB 797)

Ch 138, Laws of 1977, 1st. Ex. Sess.

Permits the court in the county where the incident offense occurred to retain jurisdiction over habitual traffic offenders. The pre-existing statute provided that a person previously adjudged to be a habitual traffic offender under Chapter 46.65 RCW, must be tried for any subsequent traffic offenses in the county where the original habitual traffic offender determination was made. The Act removed this requirement.

Fingerprints on Judgments (SHB 1142)

Ch 259, Laws of 1977, 1st Ex. Sess.

Requires judgments and order of delinquency for felony offenses to contain the fingerprints of the person convicted. It is often necessary to establish the accuracy of the prior record of a defendant in a criminal proceeding. This bill attempts to improve the information contained in official criminal records by requiring that a judgment and sentence for a felony conviction or an adjudication of delinquency for a felony offense include a fingerprint of the individual involved. The actual affixing of the fingerprints is done by a representative of the county sheriff's office and the court clerk must attest that the fingerprints are those of the convicted adult or juvenile.

Judicial Salaries Increased (SHB 1306)

Ch 318, Laws of 1977, 1st Ex. Sess.

Established increased judicial salaries in accordance with the State Salary Committee recommendations. Supreme Court salaries were raised to \$45,000; Court of Appeals to \$42,000; superior court to \$39,000; and district court to \$33,000.

Increased Jurisdiction for Justice of the Peace Courts (SJR 113)

Amended the State Constitution to allow the legislature to increase the jurisdiction of justice of the peace courts. Previously, the Constitution prohibited the legislature from granting jurisdiction to courts of limited jurisdiction cases in cases exceeding \$1,000. The proposed implementing legislation would permit the legislature to extend the jurisdiction of the courts of limited jurisdiction to cases in which the amount in controversy does not exceed \$3,000 and would allow for future legislative increase in the jurisdictional limits.

The proposed amendment was approved by the voters in November 1977.

UNSUCCESSFUL LEGISLATION

Selection of Jurors - Women's Exceptions (HB 396) (Submitted by the Judicial Council)

The bill would have removed the women's jury service exemption reference from the jury selection requirements now set out by statute.

Implementing a Code of Responsibility Criteria in (HB 39) Awarding Attorney Fees in Eminent Domain Cases (Submitted by the Judicial Council)

The legislation would modify the limitation of attorney's fee awards in eminent domain proceedings to provide that reasonable attorney's fees shall be up to an amount which is reasonable under the code of professional responsibility.

Elimination of Exemptions for Jury Service (HB 409) (Submitted by the Judicial Council)

Removed all present exemptions from jury duty service and provides that except for persons not meeting statutory qualifications for jury duty, no person may be excused from jury duty except for undue hardship, extreme inconvenience, or public necessity.

Allowing Contribution and Apportionment Among Tortfeasors (HB 411 cf SB 2290) (Submitted by the Judicial Council)

Proposed creation of a right of contribution and apportionment among tortfeasors and prescribes the requirements and procedures for the exercise of such right.

Establishes a Contributory Fault as a Consideration in Action for Damages (HB 412 and SB 2296) (Submitted by the Judicial Council)

Established a contributory fault as a consideration in action for damages.

Review of Agency Action in the Court of Appeals (HB 415) (Submitted by the Judicial Council)

Permitted direct appeal to the Court of Appeals from administrative agency decisions within thirty days following the filing of a petition in the superior court when (1) review is limited to the agency record, (2) urgent issues require prompt determination, (3) appeal from the superior court to Court of Appeals would be likely, and (4) delay would be detrimental to the agency or to the public interest.

Electronic Recording of Superior Court Trials (HB 441 and SB 2297) (Submitted by the Judicial Council)

Permitted approved electronic sound or video recording equipment to be used in any superior court for recording the court proceedings, with specified exceptions.

The judge is charged with the responsibility to require operation of such equipment under prescribed conditions, and proper monitoring, transcription, and logging.

Decriminalization of Certain Traffic Offenses (HB 452 and SB 2293) (Submitted by the Judicial Council)

Violations of this Act were designated "traffic infractions" and certain offenses were excluded from this decriminalization. Allows district, municipal and police courts and district court commissioners to hear and determine traffic infractions and to complete any training requirements promulgated by the Supreme Court.

The bill specified the type of notice, conditions in which infraction notices were to be issued, requirements of person receiving notice, hearing procedures and monetary penalties.

Adding a Superior Court Judge to Cowlitz County (HB 586)

HB 586 increased the number of superior court judges in Cowlitz County from two

to three. The effective date would have been January, 1978.

Small Claims Court Jurisdiction (HB 589)

Increases the jurisdiction of small claims court from three hundred to four hundred dollars and the jurisdiction of courts not operating under the 1961 Basic Act from two hundred to three hundred dollars.

Extending Superior Court Jury Selection Process to District Courts (SB 2413)

Under SB 2413, superior court jury selection processes would also be applicable to justice courts.

Judicial Article (SJR 104)

Would have amended the Constitution to adopt a new judicial article. Included in the article's comprehensive provisions were the creation of a Judicial Qualifications Commission which would make recommendations to the Supreme Court regarding the discipline of judges. The proposed constitutional change would have upgraded the district courts through jurisdictional changes and vested them with constitutional standing, thus enabling them to become courts of record by law. Administrative authority would have been vested in the Supreme Court with regional administrative divisions.

Judicial Qualifications Commission Established (SB 2933)

Would have implemented the Judicial Qualification Commission upon amendment of the State Constitution (SJR 104). It allows for recommendation by the Commission to the Supreme Court for the censure, suspension, removal, or retirement of the judge. Requires the Supreme Court to make appropriate determination and disposition of each case.

Establishment of a Uniform Statewide System of District Courts (SB 2934)

Proposed establishment of a statewide system of district courts in several counties and in counties jointly. The bill specified the number of judges, civil jurisdiction, criminal jurisdiction, requirement of a court of record in certain cases, abolishment of all other inferior courts and for the transfer of cases. The bill would have been effective upon the passage of SJR 104.

State Funding of Superior Courts (SB 2935)

In accordance with SJR 104, funding of the superior courts would have been provided. The transfer of court fines, fees,


forfeitures and penalties would be transferred to the state fund. Physical facilities would be provided by the counties and the state would fund the courts and county law libraries.

Establishes Jurisdiction of Superior Courts (SB 2936)

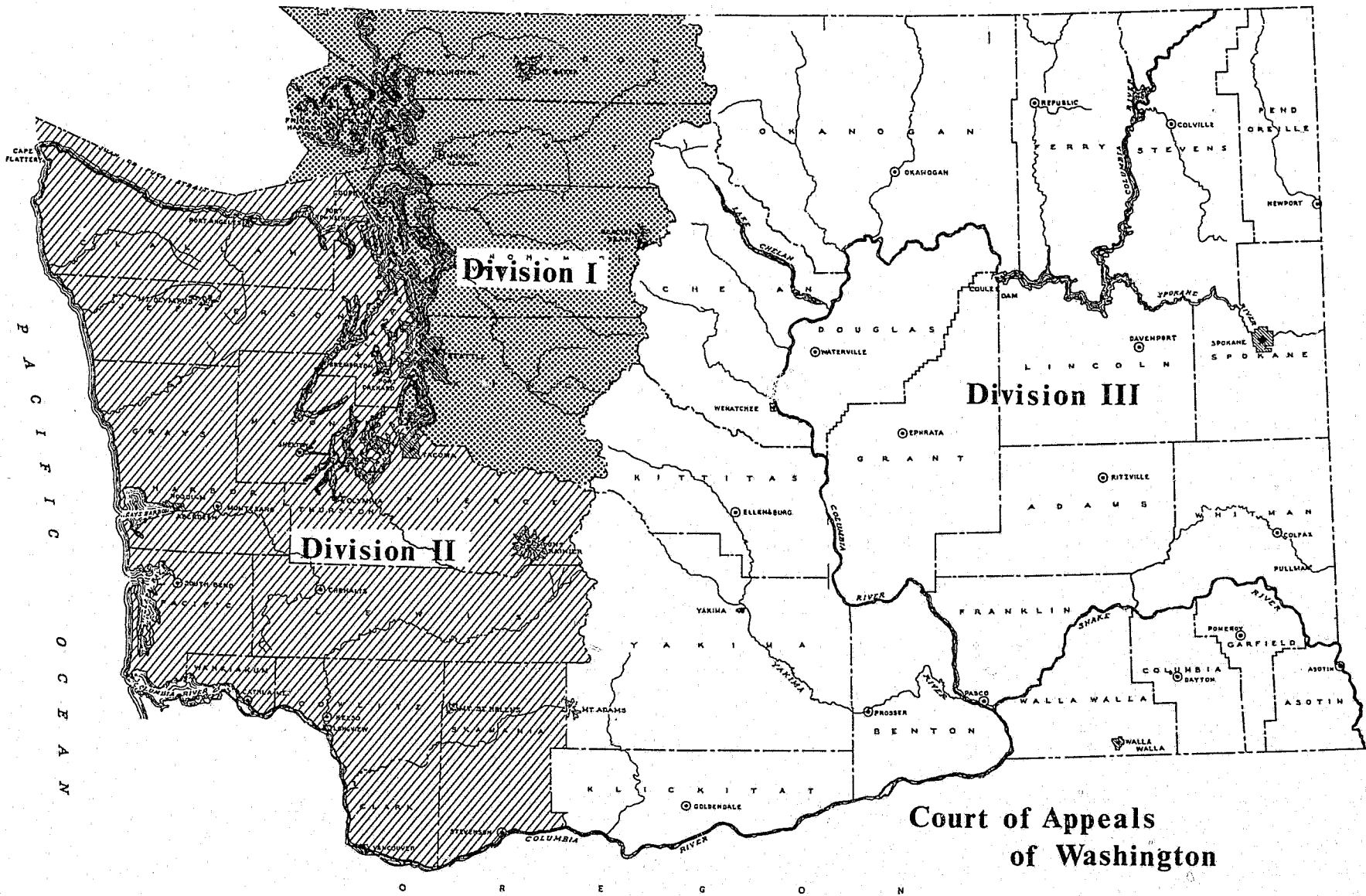
Pursuant to the passage of SJR 104, SB 2936 would have specified the civil, criminal, and appellate jurisdiction of the superior court.

Non-Partisan Election Laws Amended (SB 2937)

Would have amended non-partisan election laws to implement the judicial article SJR 104.



**THE JUDGES
OF THE COURTS OF WASHINGTON**





THE JUDGES OF THE COURTS OF WASHINGTON

SUPREME COURT

	<u>Term Expires</u>
Wright, Charles T., Chief Justice	Jan. 8, 1979
Brachtenbach, Robert F.	Jan. 10, 1983
Dolliver, James M.	Jan. 12, 1981
Hamilton, Orris L.	Jan. 8, 1979
Hicks, Floyd V. ¹	Jan. 10, 1983
Horowitz, Charles	Jan. 12, 1981
Rosellini, Hugh J.	Jan. 8, 1979
Stafford, Charles F.	Jan. 10, 1983
Utter, Robert F., Acting Chief Justice	Jan. 12, 1981

COURT OF APPEALS

DIVISION I

	<u>Term Expires</u>
Farris, Jerome, Chief Judge	Jan. 8, 1979
Andersen, James A., Acting Chief Judge	Jan. 8, 1979
Callow, Keith M.	Jan. 12, 1981
James, Frank D.	Jan. 10, 1983
Swanson, Herbert A.	Jan. 12, 1981
Williams, Ward	Jan. 10, 1983


DIVISION II

Pearson, Vernon R., Chief Judge	Jan. 12, 1981
Petrie, Harold J.	Jan. 8, 1979
Reed, Edward P.	Jan. 10, 1983

DIVISION III

Munson, Ray E., Chief Judge	Jan. 8, 1979
Green, Dale M.	Jan. 12, 1981
McInturff, J. Ben	Jan. 10, 1983

1. Hon. Floyd V. Hicks took office January 10, 1977 having been elected to the position vacated by Hon. Robert T. Hunter's retirement January 7, 1977.



JUDGES OF SUPERIOR COURTS

ADAMS

Swyter, Gordon

ASOTIN-COLUMBIA-GARFIELD

McCabe, Patrick

BENTON-FRANKLIN

Day, Robert S.¹

Patrick, Richard G.

Staples, Fred R.

Yencopal, Albert J.

CHELAN

Leahy, Lawrence

CLALLAM-JEFFERSON

Chamberlin, Gerald B.

Moffett, Tyler C.

CLARK

Lodge, Thomas L.

McMullen, Robert D.

Morgan, J. Dean²

Skimas, John N.

COWLITZ

Hallowell, Alan R.

Price, Frank L.

DOUGLAS-GRANT

McLean, B.J.

Van Sickle, Frederick L.

FERRY-OKANOGAN

Kohls, B.E.

GRAYS HARBOR

Kirkwood, John H.

Schumacher, John W.

ISLAND-SAN JUAN

Patrick, Howard A.

Pitt, Richard L.¹

1 These judges were appointed by Governor Dixy Lee Ray and took office November 1, 1977 filling positions newly created by the legislature.

2 Hon. J. Dean Morgan took office January 3, 1977 being elected to the position vacated by Hon. J. Guthrie Langsdorf's retirement.

KING

Ackley, Norman B.
Bever, Lloyd W.
Chan, Warren
Coleman, H. Joseph¹
Corbett, T. Patrick²
Cushing, Eugene G.³
Dimmick, Carolyn R.
Dore, James J.
Durham, Barbara⁴
Eberharter, Frank J.
Elston, Robert M.
Goodloe, William C.
Holman, Francis E.
Holman, Nancy A.
Horswill, Erle W.
Howard, Frank D.
Hunter, David C.
Johnson, Jerome M.
Niemi, Janice
Noe, James A.
Quinn, Norman W.⁵

Reilly, Stephen M.⁶
Revelle, George H.
Roberts, Frank H., Jr.
Rothstein, Barbara J.⁶
Scholfield, Jack P.⁶
Shellan, Gerard M.⁶
Smith, Horton
Soderland, Stanley C.
Soukup, David W.
Steere, Peter K.
Stephens, Herbert M.
Tuai, Liem E.⁶
Winsor, Robert W.

KITSAP

Bryan, Robert J.
Hamilton, Jay W.
Hanley, Terence
Maddock, James I.⁶

KITTITAS

Cole, W. R.

-
- 1 Hon. H. Joseph Coleman took office January 10, 1977 having defeated Hon. Don Horowitz in the general election.
 - 2 Hon. T. Patrick Corbett took office January 10, 1977 being elected to the position vacated by Hon. Howard J. Thompson's retirement.
 - 3 Hon. Eugene G. Cushing took office January 10, 1977 having defeated Hon. Solie Ringold in the general election.
 - 4 Hon. Barbara Durham took office January 10, 1977 being elected to the position vacated by Hon. Edward E. Henry's retirement.
 - 5 Hon. Norman W. Quinn took office January 10, 1977 being elected to the position vacated by Hon. James W. Mifflin's retirement.
 - 6 These judges were appointed by Governor Dixy Lee Ray and took office November 1, 1977 filling positions newly created by the legislature.

KLICKITAT-SKAMANIA

Kolbaba, Ted

LEWIS

Cunningham, D.J.

Nordquist, Dale M.

LINCOLN

Zellmer, Willard A.¹

MASON-THURSTON

Alexander, Gerry L.

Baker, Frank E.

Doran, Robert J.

Henry, Hewitt A.

PACIFIC-WAHKIAKUM

Wieland, Herbert E.²

PEND OREILLE-STEVENSON

Buckley, Sidney R.

PIERCE

Brown, William L. Jr.

Healy, James P.

Jacques, Robert A.

Morrison, E. Albert

Ramsdell, James V.

Soule, Hardyn B.

Stone, Waldo F.

Swayze, Thomas A., Jr.

Thompson, Donald H.

Worswick, Stanley W.

SKAGIT

Deierlein, Walter J., Jr.

Follman, Harry A.

SNOHOMISH

Bibb, Robert C.

Britt, Dennis J.

Hansen, Paul D.

Kershner, Daniel T.

McCrea, Thomas G.

Rutter, John E., Jr.

Sheridan, Phillip G.³

-
- 1 Hon. Willard A. Zellmer took office January 10, 1977 being elected to the position vacated by Hon. Richard J. Ennis' retirement.
 - 2 Hon. Herbert A. Wieland took office January 10, 1977 being elected to the position vacated by Hon. Robert A. Hannan's retirement.
 - 3 Hon. Phillip G. Sheridan retired effective December 31, 1977.

SPOKANE

Clarke, Harold D.
Grant, William J.
Guy, Richard P.¹
Lally, John J.
Olson, Donald N.
Roe, Willard J.
Shields, George T.
Smith, Del Cary, Jr.
Williams, William H.

WALLA WALLA

Mitchell, James B.
Reser, Yancey²

WHATCOM

Forrest, Marshall
Kurtz, Jack S.
Swedberg, Byron L.

WHITMAN

Faris, Philip H.

YAKIMA

Hanson, Bruce P.
Hettinger, Howard
Hopp, Blaine, Jr.
Loy, Carl L.
Stauffacher, Walter A.

-
- 1 These judges were appointed by Governor Dixy Lee Ray and took office November 1, 1977 filling positions newly created by the legislature.
 - 2 Hon. Yancey Reser took office November 22, 1977 having defeated Hon. Phelps Gose who took office August 1, 1977 upon appointment by Governor Dixy Lee Ray to fill the vacancy created by Hon. John C. Tuttle's retirement July 31, 1977.

JUDGES OF COURTS OF LIMITED JURISDICTION

<u>County and Judge</u>	<u>A/NA* FT/PT</u>	<u>Justice or District Court</u>	<u>Municipal Court</u>
<u>Adams County</u>			
Lightbody, Alva	PT - NA	Ritzville	Lind, Ritzville, Washtucna
Lochmiller, J.R.	PT - NA	Othello	Othello
<u>Asotin County</u>			
Lyden, John M.	PT - A	Asotin	
Miller, DeVoe	PT - NA		Asotin
Sharp, Charles T.	PT - A		Clarkston
<u>Benton County</u>			
Hewitt, Vernon	PT - NA		Prosser
Horton, P. Brice	FT - A	Benton Co. #2	Kennewick
Jonson, Daryl	FT - A	Benton Co. #1	Benton City, Richland, West Richland
<u>Chelan County</u>			
Crossley, J. Wesley	PT - NA		Chelan
Graham, Robert E.	FT - A	Chelan County	Wenatchee
Warren, Thomas C.	PT - A		Entiat
<u>Clallam County</u>			
Beebe, Herbert	PT - NA		Forks
Forest, Marjorie M.	PT - A		Sequim
Reynolds, Lee J.	FT - A	Clallam County	Port Angeles
<u>Clark County</u>			
Harris, Eugene F.	FT - A	Clark County	Camas, La Center, Ridgefield, Vancouver, Yacolt
Nevin, C. Brent	FT - A	Clark County	Camas, La Center, Ridgefield, Vancouver, Yacolt
Sault, Mark L.	PT - NA		Washougal
Staley, Roy	PT - NA		Battle Ground
Stoker, Fred J.	FT - A	Clark County	Camas, La Center, Ridgefield, Vancouver, Yacolt
Truax, Lyle H.	FT - A	Clark County	Camas, La Center, Ridgefield, Vancouver Yacolt

* A-designates attorney; NA-non-attorney; FT-full time; PT-part time.

<u>County and Judge</u>	<u>A/NA*</u> <u>FT/PT</u>	<u>Justice or</u> <u>District Court</u>	<u>Municipal Court</u>
<u>Columbia County</u>			
Heady, Ellis	PT - NA	Columbia County	Dayton, Starbuck
Thronson, Charles H.	PT - NA	Columbia County	Dayton, Starbuck
<u>Clark County</u>			
Albers, Ferris	FT - A	Cowlitz County	Longview
Huntington, Ronald	FT - A	Cowlitz County	Kalama, Kelso, Woodland
Roberts, Theodore	PT - NA		Castle Rock
<u>Douglas County</u>			
Bromiley, J. Kirk	PT - A	Douglas County	
Hamilton, William M.	PT - A		East Wenatchee
Harmon, John R.	PT - NA		Bridgeport
Kind, Vernon	PT - NA		Mansfield
Stauffer, Leona	PT - NA		Waterville
<u>Ferry County</u>			
Haynes, John	PT - NA	Ferry Co. #2	
Konz, Stephen	PT - NA	Ferry Co. #1	Republic
<u>Franklin County</u>			
Bieker, Arthur J.	PT - A		Pasco
Felsted, H.W.	PT - A	Franklin County	
Spencer, Orma	PT - NA		Kahlotus
Tschirky, Oscar	PT - NA		Mesa
Wietala, Harland	PT - NA		Connell
<u>Garfield County</u>			
McCabe, James	PT - NA		Pomeroy
Taylor, Edmund	PT - NA	Garfield County	
<u>Grant County</u>			
Isbell, Edgar L.	PT - NA		Grand Coulee
Kliphardt, Frederick J.	PT - NA		Warden
Lutz, Merna	PT - NA		George
Racy, Renwick	PT - NA		Electric City
Thompson, William D.	PT - NA		Coulee City
Wickwire, James	FT - A	Grant County	Ephrata, Mattawa, Moses Lake, Royal City, Soap Lake
Wilkes, H.E.	PT - NA		Quincy

<u>County and Judge</u>	<u>A/NA* FT/PT</u>	<u>Justice or District Court</u>	<u>Municipal Court</u>
<u>Grays Harbor County</u>			
Brown, L. Edward	FT - A	Grays Harbor #1	Cosmopolis Westport Hoquiam
Church, Marguerite	PT - NA		
Hallam, J.K.	PT - A		
Hyndman, Charles L.	PT - A	Grays Harbor #3	McCleary, Oakville Aberdeen Montesano
James, Robert B.	PT - NA		
Krause, Stanley	PT - A		
Lindel, John	PT - A	Grays Harbor #2	Ocean Shores Elma
Parker, Thomas L.	FT - A		
Stritmatter, Paul	PT - A		
Whiteside, S.L.	PT - NA		
<u>Island County</u>			
Buchanan, Marvin	PT - A	Island County	Oak Harbor Langley Coupeville
Kachlein, George	PT - A		
Kramer, Joseph E.	PT - NA		
<u>Jefferson County</u>			
Grady, A. C.	PT - A	Jefferson County	Port Townsend
<u>King County</u>			
Brucker, Mary Wicks	PT - A	Mercer Island	Mercer Island
Cook, James R.	FT - A		
Duckworth, Gil, Jr.	FT - A	Shoreline	
Eide, Donald A.	FT - A	Renton	
Fetty, Robert W.	PT - A	Aukeen	Auburn, Kent Medina
Freeman, Charles F.	PT - NA		Black Diamond Enumclaw
Glover, H. J.	PT - NA		
Howard, Betty T.	FT - A	Seattle	Seattle
Johnson, Charles V.	FT - A		
Lewis, Bill	FT - A	Seattle	
Love, Melvin V.	FT - A	Bellevue	Beaux Arts Village, Bellevue, Clyde Hill, Hunts Point, Yarrow Point
Mattson, George T.	FT - A	Renton	
McLeod, Murray A.	FT - A	Aukeen	Auburn, Kent Lake Forest Park Tukwila
Moren, Charles V.	PT - A		Algona, Pacific
Payne, Frank W.	PT - A		
Phillips, Wendell J.	PT - NA		
Quigley, J. Edmund	FT - A	Seattle	
Ralls, Charles C.	FT - A	Northeast	Bothell, Carnation, Kirkland, North Bend, Redmond, Snoqualmie

<u>County and Judge</u>	<u>A/NA* FT/PT</u>	<u>Justice of District Court</u>	<u>Municipal Court</u>
<u>King County - cont.</u>			
Sampson, Theodore E.	FT - A	Federal Way	
Schaefer, Stephen R.	FT - A		Seattle
Schwarz, Phillip B.	PT - NA	Vashon Island	
Stokes, Charles M.	FT - A	Seattle	
Stone, Stanley E.	PT - A		Renton
Sullivan, Frank L.	FT - A	Seattle	
Thompson, Richard P.	FT - A	Roxbury	
Towne, Vernon W.	FT - A		Seattle
Utigard, Gary	FT - A	Airport	Des Moines, Normandy Park
Wacker, Robert A.	FT - A	Shoreline	
Waite, Robert K.	PT - A	Issaquah	Issaquah
Wartnik, Anthony P.	FT - A	Bellevue	Beaux Arts Village, Bellevue, Clyde Hill, Hunts Point, Yarrow Point
Wetherall, Shannon	FT - A	Northeast	Bothell, Carnation, Kirkland, North Bend, Redmond, Snoqualmie
Yanick, Barbara	FT - A		Seattle
<u>Kitsap County</u>			
Fisher, Gerard N.	FT - A	Kitsap Co. #2	Port Orchard
Green, C. Conrad	PT - A		Winslow
Lewis, Kenneth J.	FT - A	Kitsap Co. #1	Bremerton
Roof, Jay B.	PT - A		Poulsbo
<u>Kittitas County</u>			
Pangrazi, Paul	PT - A	Upper Kittitas	CleElum, South CleElum, Roslyn
Thomas, John D., Jr.	PT - A	Lower Kittitas	Ellensburg, Kittitas
<u>Klickitat County</u>			
Copenhefer, Byron	PT - NA	East Klickitat	Goldendale
Burles, Mozart	PT - A	West Klickitat	Bingen, White Salmon
<u>Lewis County</u>			
Korpi, Jerry E.	PT - NA		Winlock
Lemke, William F.	FT - A	Lewis Co.	Toledo
Logsdon, Paul R.	PT - A		Morton
Quinill, Ora M.	PT - NA		Pe Ell

<u>County and Judge</u>	<u>A/NA*</u> <u>FT/PT</u>	<u>Justice or</u> <u>District Court</u>	<u>Municipal Court</u>
<u>Lewis County - cont.</u>			
Robbins, William	PT - NA		Napavine
Rockwood, David	PT - NA		Vader
Tiller, Laurel	PT - A		Centralia
Turner, James S.	PT - A		Chehalis
Whatley, El Duane	PT - NA		Mossyrock
<u>Lincoln County</u>			
Buck, Jack R.	PT - NA	Lincoln County	Almira, Creston, Davenport, Harrington, Odessa, Reardan, Sprague, Wilbur
<u>Mason County</u>			
Fuller, Carol	PT - A	Mason County	Shelton
<u>Okanogan County</u>			
Bear, James G., Jr.	PT - NA		Tonasket
Cottrell, William V.	PT - A	Okanogan County	Omak
Farver, Marvin L.	PT - NA		Nespelem
Hardy, Charles	PT - NA		Twisp
Lindauer, Melvin	PT - NA		Oroville
McLean, Eugene	PT - NA	Okanogan County	Brewster
Morehouse, Charles W.	PT - NA		Coulee Dam
Peterson, Gerald E.	PT - NA		Riverside
Reinbold, Rodney	PT - A		Okanogan
Stivers, George	PT - NA		Pateros
Waller, Paul O.	PT - NA		Winthrop
Wright, Evelyn M.	PT - NA		Elmer City
<u>Pacific County</u>			
Cearns, James F.	PT - NA		South Bend
Heron, Larry	PT - NA	South Pacific	Iwaco, Long Beach
McCoy, Robert G.	PT - NA		Raymond
Penoyar, Joel	PT - NA	North Pacific	
<u>Pend Oreille County</u>			
Norstadt, Eunice	PT - NA	Pend Oreille County	Cusick, Ione, Metaline, Metaline Falls, Newport

<u>County and Judge</u>	<u>A/NA*</u> <u>FT/PT</u>	<u>Justice of</u> <u>District Court</u>	<u>Municipal Court</u>
<u>Pierce County</u>			
Barnett, Hollis S.	PT - A		Puyallup
Bay, Earle R.	PT - NA		Steilacoom
Damis, Spirro	PT - A		Milton
DeJean, Richard F.	PT - A	Pierce County #4	Buckley, Carbonado
Girolami, Frank P.	PT - A		Ruston
Gorgensen, William H.	PT - NA		DuPont
Gustafson, Richard I.	PT - A		Fircrest
Hammermaster, A.E.	PT - A		Sumner, Wilkeson
Hedlund, Willard	FT - A	Pierce County #1	
Helbling, James J.	PT - A		South Prairie
Hester, Monte	PT - A		Gig Harbor
Knodel, Arthur R.	PT - A		Fife
Ladenburg, Frank B., Jr.	PT - A		Roy
Murtland, Harold D.	FT - A		Tacoma
Otto, Filis	FT - A	Pierce County #1	
Robbins, Charles E.	PT - A		Bonney Lake
Ruff, Frank J.	PT - A	Pierce County #2	
Steiner, David G.	PT - A	Pierce County #3	Eatonville
Tollefson, Erling	FT - A		Tacoma
Verharen, Arthur	FT - A	Pierce County #1	
<u>San Juan County</u>			
Linde, John O.	PT - A	San Juan County	
Wood, Ray	PT - NA		Friday Harbor
<u>Skagit County</u>			
Anderson, Eugene C.	PT - A	Skagit County #1	Anacortes
Blunt, William A.	PT - NA		Concrete
Kamb, John G.	PT - A	Skagit County #2	Mt. Vernon
Murphy, Robert J.	PT - A		LaConner
Ridgway, Hugh R.	PT - A	Skagit County #3	Sedro Woolley
Strong, David B.	PT - A		Burlington
<u>Skamania County</u>			
Niedert, Donald	PT - NA	Skamania County	Stevenson
Storagee, Joe	PT - NA		North Bonneville

<u>County and Judge</u>	<u>A/NA* FT/PT</u>	<u>Justice or District Court</u>	<u>Municipal Court</u>
<u>Snohomish County</u>			
Atwell, William O.	FT - A	South Snohomish	Brier, Lynnwood, Mountlake Terrace, Woodway
Bailey, Richard A.	PT - A	Cascade	Arlington, Darrington, Granite Falls, Stanwood, Marysville
Beaman, Donald	PT - NA	Evergreen	Gold Bar, Index, Monroe, Snohomish, Sultan
Gable, Thomas P.	FT - A		Everett, Lake Stevens, Mukilteo
Kelly, Thomas E.	FT - A	Everett	Everett, Lake Stevens, Mukilteo
Priest, Donald E.	FT - A	Everett	Everett, Lake Stevens, Mukilteo
Thorpe, Richard J.	PT - A	South Snohomish	Edmonds
Wilson, W. Laurence	FT - A		Brier, Lynnwood, Mountlake Terrace, Woodway
Zempel, Arnold R.	FT - A	Everett	Everett, Lake Stevens, Mukilteo
<u>Spokane County</u>			
Banta, James C.	PT - A	Millwood	Millwood, Rockford
Burdega, Michael D.	PT - A	Deer Park	Deer Park
Cooney, John C.	FT - A	Spokane County	Spokane
Cowart, Jessie M.	PT - NA	Spokane County	Medical Lake
Gump, Ellsworth	FT - A		Spokane
Maggs, Daniel T.	PT - A	Cheney	Cheney
Mautz, Kathryn A.	FT - A	Spokane County	Spokane
Schultheis, John A.	FT - A	Spokane County	Spokane
Thompson, Philip J.	FT - A	Spokane County	Spokane
Tremblay, Robert N.	PT - NA		Airway Heights
<u>Stevens County</u>			
Frostad, Emma	PT - NA	Stevens County	Marcus
Haigh, Robert O.	PT - NA		Northport, Springdale
Kristianson, L. M.	PT - A		Colville, Chewelah, Kettle Falls

<u>County and Judge</u>	<u>A/NA* FT/PT</u>	<u>Justice or District Court</u>	<u>Municipal Court</u>
<u>Thurston County</u>			
Huff, Tom	PT - NA	Thurston County	Yelm
Johnston, Elmer	PT - A		Tenino
Jungmayer, Martin	PT - NA		Bucoda
Schultz, David B.	PT - A		Olympia, Tumwater
Thompson, James C.	PT - NA		Rainier
Thorp, Franklin K.	FT - A		Lacey
<u>Wahkiakum County</u>			
Goodfellow, R.L.	PT - NA	Wahkiakum County	Cathlamet
Hall, Tom	PT - NA		
<u>Walla Walla County</u>			
DuPree, Robert J.	PT - NA	College Place Walla Walla County	Waitsburg
Jones, Ralph L.	PT - A		College Place
Martin, Howard J.	FT - A		Walla Walla
<u>Whatcom County</u>			
Lee, Leslie A.	FT - A	Whatcom County	Bellingham, Blaine, Everson, Lynden, Nooksack, Sumas
Reavis, Ira W.	PT - NA	Whatcom County	Ferndale
Rhea, David, Jr.	FT - A		Bellingham, Blaine, Bellingham, Lynden, Nooksack, Sumas
<u>Whitman County</u>			
Bancroft, Fay	PT - NA	Pullman	Albion
Bussiere, Eugene	PT - NA		Colton
Galbreath, A.W.	PT - NA		Oakesdale
Hansen, Ray E.	PT - NA		Endicott
McMannis, Donald	PT - A		Pullman
Randall, Sam K.	PT - NA	Colfax	Colfax
Recken, Stephen L.	PT - NA		Palouse
Sheahan, Donald	PT - A		Rosalia, St. John
Van Voorhis, James	PT - NA		Tekoa
Victor, Gerald P.	PT - NA		Garfield
Voderbrueggen, Donald	PT - NA		LaCrosse

<u>County and Judge</u>	<u>A/NA*</u> <u>FT/PT</u>	<u>Justice or</u> <u>District Court</u>	<u>Municipal Court</u>	
<u>Yakima County</u>				
Darang, Betty	PT - NA	Yakima County	Moxee City	
Grady, Thomas E.	FT - A		Sunnyside, Union Gap, Yakima	
Harpham, Cecil	PT - NA	Yakima County	Granger	
McAuliffe, T.P.	PT - NA		Wapato	
McDowell, Orval A.	PT - NA		Harrah	
Mullins, George H.	FT - A		Sunnyside, Union Gap, Yakima	
Nicholson, A. John	FT - A	Yakima County	Sunnyside, Union Gap, Yakima	
Noon, Philip	PT - A	Lower Yakima Valley	Grandview, Mabton	
Reid, Ramon P.	PT - A		Toppenish	
Scott, James S.	PT - A		Selah	
Umberger, Robert D.	PT - NA		Zillah	
Vannice, Leslie	FT - NA			

COUNTY CLERKS

ADAMS
Womach, Mildred

ASOTIN
Davis, Ople M.

BENTON
Brader, Laura

CHELAN
Woods, Siri¹

CLALLAM
Gallagher, Vivian

CLARK
Schmidt, Wilma

COLUMBIA
Davis, Mary J.

COWLITZ
Hill, Arletha

DOUGLAS
Nelson, Myrna

FERRY
Bowlby, Christine A.

FRANKLIN
Wagar, Dorothy

GARFIELD
Landkammer, Doris

GRANT
Olson, Allyne

GRAYS HARBOR
Hammond, Winona

ISLAND
Black, Marilee A.

JEFFERSON
Norwood, Mary T.

KING
Mullen, Betty J.²
Director, Judicial
Administration Department

KITSAP
Freudenstein, Robert L.

KITTITAS
Botta, Madelyn

KLICKITAT
Schuster, Nellie

LEWIS
Donaldson, Margaret J.

LINCOLN
Heitman, Louise

MASON
Province, Elaine

OKANOGAN
Bradley, Jackie

PACIFIC
Taylor, Beverly

PEND OREILLE
Davis, Ruth E.

PIERCE
Perry, Don

1 Replaced Murial E. Roath who retired June 30, 1977.

2 Betty J. Mullen died April 18, 1977. Her replacement will be appointed in January, 1978.

SAN JUAN

Crossman, Bea

SKAGIT

Whitsell, Beverly

SKAMANIA

Satre, Greta

SNOHOMISH

Anderson, Kay D.

SPOKANE

Eslick, Miles P.

STEVENS

Goodfellow, Blanche

THURSTON

Thomas, Thelma

WAHKIAKUM

Wika, Phyllis

WALLA WALLA

Williams, Catherine

WHATCOM

Graham, Jenna

WHITMAN

Abbott, Howard W.

YAKIMA

Thomas, Agnes L.



END