


1977
REPORT

Administrative
of
Pennsylvania Court



50222

COVER: Chester County Courthouse, West Chester, Pennsylvania is located within one of the three original counties of Penn's Province. Six years before William Penn organized and founded the County of Chester in 1681, a Provincial Court was established at Upland, now Chester. Penn himself presided at this Court in 1683. The County seat was moved to West Chester in 1786 when the present Courthouse was erected and the first session of court held on November 28, 1786. Three additions to the original courthouse have been made.

NCJRS

SEP 1 1973

ACQUISITIONS

1977 REPORT




ADMINISTRATIVE OFFICE of PENNSYLVANIA COURTS

Room 1414—Three Penn Center Plaza
Philadelphia, Pennsylvania 19102

Fiscal Office
407 City Towers 301 Chestnut Street
Harrisburg, Pennsylvania 17101

ALEXANDER F. BARBIERI
Court Administrator

Deputy Court Administrators
GERALD W. SPIVACK LARRY P. POLANSKY





SUPREME COURT OF PENNSYLVANIA

MICHAEL J. EAGEN
CHIEF JUSTICE

FORWARD


The active administration of the unified judicial system requires attention to many different areas of management concern. The 1977 Report of the Administrative Office of Pennsylvania Courts provides information on the status of the courts within the system. Properly used, this report is a valuable resource to members of the judicial system as well as to residents of the Commonwealth.

One of my principal concerns during the past year has been appellate-court reform. Implementation of the new Pennsylvania Rules of Appellate Procedure represents the first major revision of appellate-court procedure in over 75 years. In addition, I have supported an increase in the number of intermediate appellate-court judges to cope with the increased case volume experienced by these courts. At present, compared with the eight most populous states, Pennsylvania has the fewest number of appellate-court judges.

An administrative highlight of my tenure as Chief Justice of Pennsylvania has been the creation on May 4, 1977, of a Judicial Planning Committee to establish priorities for the improvement of the unified judicial system. This group -- composed of representatives of courts, prosecutors, and defense counsel -- has become an active force in assessing, defining, and planning for the needs of the system.

With the cooperation of all members of the unified judicial system, I am confident we can realize our common goal of improving the efficiency and effectiveness of the courts within the Commonwealth.


Michael J. Eagen



SUPREME COURT OF PENNSYLVANIA



ADMINISTRATIVE OFFICE OF PENNSYLVANIA COURTS

1414 THREE PENN CENTER PLAZA
PHILADELPHIA, PENNSYLVANIA 19102
(215) 567-3071 - 686.3578

ALEXANDER F. BARBIERI
JUDGE
COURT ADMINISTRATOR OF PENNSYLVANIA

DEPUTY COURT ADMINISTRATORS
GERALD W. SPIVACK, ESQUIRE
LARRY P. POLANSKY, ESQUIRE

MEMORANDUM

TO: The Honorable Chief Justice and Justices of the Supreme Court

FROM: Judge Alexander F. Barbieri

The Administrative Office of the Courts is proud of its accomplishments during the year 1977, a good year and a year of progress. I take this opportunity to acknowledge and express my deep appreciation for the continued solid support of the Supreme Court and for the effective and dedicated assistance of my staff. During this year, the prestigious Judicial Planning Committee was commissioned, with this Office as Secretariat. A principal achievement was the development of Pennsylvania's first statewide annual judicial action plan.

In 1977, the Pennsylvania College of the Judiciary had new successes, notably in its refresher courses provided to 95% of all trial judges in three sessions held in Philadelphia, Pittsburgh and Carlisle. Its Evidence Seminar, attended by 78 trial judges, was highly acclaimed. Twenty-seven judges provided enthusiastic and expert services as faculty members.

The Constable Evaluation Team concluded its study and filed its report, which has been published in the Pennsylvania Bar Association Quarterly.

The first judiciary newsletter, the "Pennsylvania Judiciary News," was initiated statewide. This newsletter is a monthly publication dedicated to the improvement of communications and to the dissemination of information to all who have an interest in Pennsylvania's judicial systems. It has been well received by all recipients.

The AOPC's State Judicial Information Systems (SJIS) accomplished a breakthrough in the acquisition and activation of its computer hardware in the Philadelphia Office. The Office's EDP Department continued to provide technical assistance and advice in aid of automated systems of judiciary units around the State. The AOPC also procured equipment and commenced the micro-filming of Office records.

District Justice activities have received expanded support from this Office, including assistance in education programs mandated by the Legislature. A new District Justice Audit Division has been established to meet AOPC responsibilities to provide supervisory services to District Justices and their personnel and a District Justice Office Procedural Manual is being developed, financed by a grant from the Department of Transportation Highway Safety Group.


In this past year, the Administrative Office assumed Secretariat responsibilities for the Juvenile Court Judges' Section of the Pennsylvania Conference of Trial Judges. The need for emphasis on education in the juvenile justice area was recognized and implemented in our educational sessions. In addition, this Office gave encouragement and support to the Domestic Relations Association in its efforts to upgrade and professionalize the services performed by judiciary personnel in the domestic relations sections of common pleas courts.

The year 1977 saw finalization of the project for pattern jury instructions for the unofficial guidance of judges and trial lawyers in criminal and civil cases.

At the request of the Chief Justice, pursuant to Supreme Court requirements, planning steps were taken by the Office to have studies made with a view to standardization of employment categories and salaries; and, in aid of appellate reforms, major studies were commissioned to assist the Court and this Office.

The successes of the past year have been due in substantial measure to the cooperation and assistance of all personnel of the Unified Judicial System of Pennsylvania. We are deeply grateful for their continued help.

Respectfully submitted,



Alexander F. Barbieri
Court Administrator of Pennsylvania

AFB/mar

ADMINISTRATIVE OFFICE OF PENNSYLVANIA COURTS

1977 REPORT

CONTENTS

Part	Page
Letter of Chief Justice Michael J. Eagen	III
Letter from Hon. Alexander F. Barbieri	V
I CHART OF THE UNIFIED JUDICIAL SYSTEM	2-3
II REPORTS OF SUPREME COURT COMMITTEES AND RELATED COURT AGENCIES	
Civil Procedural Rules Committee	7
Criminal Procedural Rules Committee	8
Orphans' Court Rules Committee	11
Minor Court Civil Procedural Rules Committee	12
Advisory Committee on Appellate Court Rules	13
Judicial Inquiry and Review Board	13
Committee for Proposed Jury Instructions	15
Pennsylvania Board of Law Examiners	16
Lawyers' Disciplinary Board	17
Juvenile Court Judges' Commission	18
Members of Supreme Court Committees and Related Court Agencies	19
III APPELLATE COURT CASE VOLUME	
Supreme Court Statistical Report	24
Superior Court Statistical Report	25
Commonwealth Court Statistical Report	26
IV COMMON PLEAS COURTS JUDICIAL CASE VOLUME	
Data Analysis	30
Judicial Case Volume, 1973-77	31
Criminal Case Volume	32
Civil Case Volume	33
Status of Undisposed Criminal Cases	34
Statistical Analysis	37
Correlation Analysis	40
Activity Analysis	41
Case Volume by Judicial District, 1977	45
Map of Judicial Districts	56-57
V PHILADELPHIA MUNICIPAL COURT JUDICIAL CASE VOLUME	
Case Volume Analysis	61
Criminal Cases, 1973-77	62
Civil Cases, 1973-77	63

VI DISTRICT JUSTICE COURTS JUDICIAL CASE VOLUME

Cases Filed	67
Cases Disposed	69
Dispositions by Category and Nature of Action	70
Ten Most Active Counties by Category and Case Volume	71
Traffic Citations by County	72
Non-Traffic Citations by County	73
Summary Complaints by County	74
Misdemeanor and Felony Complaints by County	75
Civil Complaints by County	76
Case Volume by Magisterial District, 1977	77

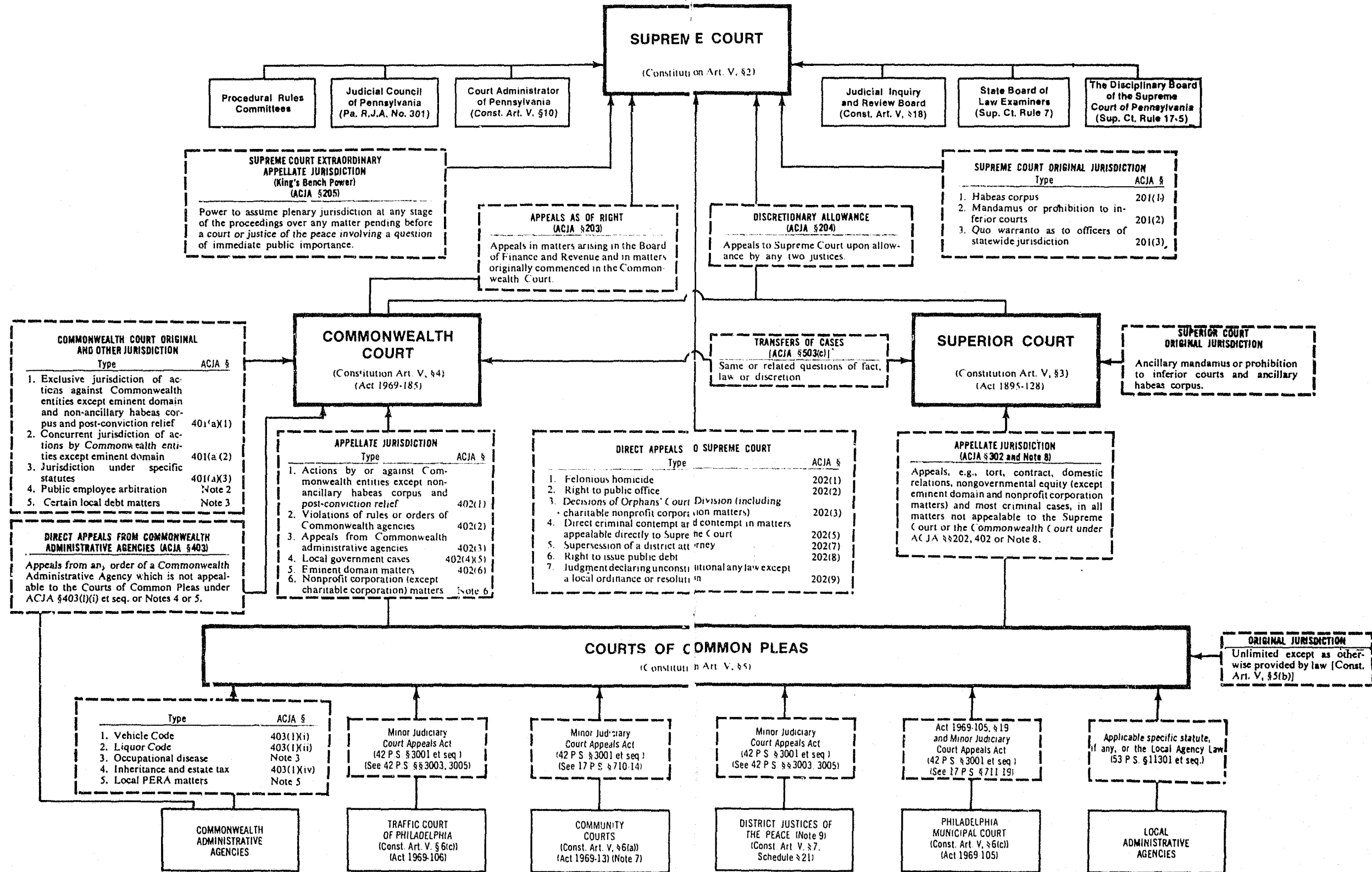
VII JUDICIAL DIRECTORY

Justices of the Supreme Court and Judges of the Superior and Commonwealth Courts	125
Judges of Common Pleas Court and Philadelphia Municipal Court	126
Retired Judges	141
District Justices	144
Philadelphia Traffic Court Judges	156

PART I
Chart of Unified
Judicial System

COMMONWEALTH OF PENNSYLVANIA - UNIFIED JUDICIAL SYSTEM

(As of April 12, 1975)



Note 1. References to ACJA are to Act 1970-923.

Note 4. ACJA §403(1)(iii), as modified by Act 1915-338, §427

Note 6. 15 Pa. C.S. §104-b

Note 8. Sup. Ct. Rule 73 and ACJA §202-4, as modified by 15 Pa. C.S. §104-b(2)

Note 2. Pa. R.J.A. No. 2101.

Note 5. Act 1970-10, §1501 et seq.

Note 7. None in existence

Note 9. Also Pittsburgh Police Magistrates


Note 3. Act 1972-185, §§202, 304, 510, 902, 1107.

Source: Administrative Office of Pennsylvania Courts
[Pa. B. Doc. No. 75-669, Filed April 18, 1975, 9:00 a.m.]

Chart is being updated to reflect changes in the law.



PART II
Reports of Supreme
Court Committees
and Related
Court Agencies



PART II

REPORTS OF SUPREME COURT COMMITTEES AND RELATED COURT AGENCIES

CIVIL PROCEDURAL RULES COMMITTEE

The past year has again seen a number of changes in the Civil Procedural Rules. Some stem from the continuing impact of the due process and equal protection revolution on current rules. Some stem from current legislation which expressly leaves to the rule-making power the procedural implementation of legislative policy.

Rule 236 was amended, providing for more effective notice to a defendant against whom a judgment is entered by confession.

Rules 1901 et seq., providing the procedure under the Protection from Abuse Act of October 7, 1976, No. 218, 35 P.S. §101.83 et seq., were adopted March 9, 1977.

New Rule 227.1, setting a uniform time period in which to file post-trial motions after a trial by jury, was adopted April 21, 1977.

New Rules 1801 et seq., governing Appeals from Decisions of Health Care Services Malpractice Arbitration Panels under Act No. 111 of 1975 as amended, 40 P.S. §1301.101 et seq., were adopted April 20, 1977. These Rules provide the method of appeal and the procedure at the trial *de novo* in the court of common pleas.

New Rules 1701 et seq., governing Class Actions, were adopted June 30, 1977, and became effective September 1, 1977. These Rules provide the practice and procedure in the burgeoning area of class actions. A detailed Explanatory Note appeared in 7 Pa.B.1958.

The Committee also completed an intensive review of the Rules of Civil Procedure governing Dispositions and Discovery. Rules 4001 et seq. This resulted in proposals for amendment which were circulated to the bench and bar as Recommendation 44. The Recommendation and Explanatory Comment appeared in 7 Pa.B. 2233. Many helpful suggestions were received and incorporated in

the Committee's final draft prior to submission to the Supreme Court.

Revision of the Rules governing Fraudulent Debtor's Attachment and the abolition of Foreign Attachment were also undertaken. Amendment is required by the due process decisions of the United States Supreme Court in *Shaffer v. Heitner*, 433 U.S. 186, 97 S.Ct. 2569 (1977), overruling prior decisions and holding that the mere presence of a non-resident's property within the state could not, with certain exceptions not applicable in the ordinary foreign attachment proceedings, any longer supply *in rem* jurisdiction over that property. There must, in addition, be the same "minimum contacts" with the state, as laid down in *International Shoe v. Washington*, 326 U.S. 310, 66 S.Ct. 154 (1945), and its progeny, sufficient to establish "personal" jurisdiction over a defendant.

The Pennsylvania Supreme Court, at almost the same time, in *Schreiber v. Republic Intermodal Corp.*, 473 Pa. 614, 375 A.2d 1285 (1977), held the Foreign Attachment Rules void as violative of due process. The *Schreiber* and *Shaffer* decisions did not deal with Fraudulent Debtor's Attachment and revisions of these Rules are in process. The amendment will minimize constitutional attack by providing for judicial supervision and other safeguards over the issuance of the writ and by incorporating specifically many of the Foreign Attachment Rules now incorporated only by reference.

The Committee during the course of the year continued to act as a clearing house for numerous suggestions for amendments submitted by the bench and bar and answered innumerable inquiries concerning the Rules of Civil Procedure from local courts and counsel and from courts and lawyers in sister states.

It might be noted that Philip W. Amram, Esquire, Chairman of the Civil Procedural Rules Committee, a member from its creation in 1937, has since served continuously for 40 years as member, vice chairman and chairman.

CRIMINAL PROCEDURAL RULES COMMITTEE

In 1977 the Criminal Procedural Rules Committee continued under its mission to advise and assist the Supreme Court in carrying out its constitutional mandate to prescribe general rules governing criminal practice and procedure with regard to the courts and district justices of the Commonwealth. Through its members, staffs and subcommittees, the Committee continued as an advisory body making recommendations to the Court concerning presently-needed criminal procedural rule revision, carrying out broader general studies in specific areas of criminal procedure that may need future revision, and engaged as well in daily communication with individuals and groups connected with the criminal justice system.

Meetings, Membership and Staff: As a general rule, the Committee meets every four to six weeks, for a two to three day meeting. At each meeting a detailed written agenda, extensively researched by the Staff and circulated in advance of the meeting, is considered and discussed. Many of the agenda matters considered by the Committee in 1977 came to the Committee's attention as a result of communication with interested members of the bench and bar, and, in this regard, the Committee receives a steady flow of such communications setting forth perceived difficulty with the rules and containing suggestions for revision.

In 1977 the full Committee met 16 meeting days. Additionally, extensive one day subcommittee meetings were held; these related to specific rule areas assigned to various subcommittees. Staff meetings are held with the Chairman on a regular basis.

There were several changes in the Committee's membership during 1977. Judge Robert Van Der Voort retired from active membership in 1977 and a second member resigned during the year. President Judge Robert I. Shadle of York County was appointed Vice-Chairman of the Committee in April 1977.

Three new members were appointed to the Committee early in the year, filling the vacancies created by the retirement in 1976 of several long time members of the Committee. The appointment of a fourth new member, Anthony J. Scirica, Esq., in November, 1977, brought the Committee's membership up to full complement. Mr. Scirica's appointment also

marks the first time that a member of the Legislature has been appointed to the Committee.

Although the Committee has undergone a broad reconstruction in the last several years, it has retained its wide geographical and practical diversity. The membership presently consists of six state court trial judges, four defense attorneys, the head of a public defender association, two district attorneys, a lawyer who is a district justice, a lawyer who is a state legislator and a lawyer who is a law professor.

In the Fall, Joanna Weinberg, Esq., who had served the Committee well for several years first as Staff Counsel and later as Secretary/Staff Counsel, left the Committee. Mark Lipowicz, Esq., who had been serving as the other full time staff attorney, became Secretary/Staff Counsel. At the end of the year, Margaret M. Cardamone, Esq., joined the Committee as Staff Counsel.

Amendments and New Rules of Criminal Procedure: The past year was a particularly active year for the Committee in terms of amendments to the Rules of Criminal Procedure. Included among the 1977 amendments was the repromulgation, renumbering and substantial amendment of an entire chapter of the rules (Chapter 300), which amendment represented an important and progressive revision in the pretrial procedure. A brief description of these amendments, along with the other 1977 amendments to the Rules of Criminal Procedure follows.

Chapter 300, Pretrial Procedures (Adopted June 30, 1977, effective January 1, 1978):

Chapter 300 of the Rules of Criminal Procedure, formerly titled *Business of the Courts*, was substantially reorganized and amended, with many of the rules renumbered and many rules completely revised from prior practice; the title of the chapter was changed to *Pretrial Procedures*. The highlights of this major revision include a comprehensive new and much expanded discovery rule, Rule 305 (Pretrial Discovery and Inspection), and the substantial amendment of the pretrial motion procedure, including the time for filing such motions. Included among the major revisions in the Chapter 300 revision were the following amendments:

New Rule 303 (Formerly Rule 317) (Arrestment):

The rule as amended requires that arraignment take place no later than ten days

after indictment or information, unless provided otherwise by local court rule. Under the amended pretrial scheme the 14-day time period for the filing of discovery motions and the 30-day time limit for filing the omnibus pretrial motion commences with arraignment. The effect, therefore, is that the time for arraignment, and for counting the time within which a defendant must file the discovery or omnibus pretrial motion, will now be counted *forward* from the time of indictment or information, rather than, as has been the practice heretofore, backwards from the time set for trial. The previous scheme had proved inefficient and an occasion for delay.

Rule 305 (Formerly Rule 310) (Pretrial Discovery and Inspection):

Rule 305 sets forth the new discovery procedure which replaces Rule 310 and expands the concept of disclosure to cover a wide variety of information. The rule establishes various mandatory and discretionary information disclosure categories and is structured as follows:

Informal Discovery;

Mandatory disclosure by the Commonwealth;

Discretionary (on court order) disclosure by the Commonwealth;

Mandatory disclosure by the defendant (expansion which includes mandatory notice of alibi, insanity, or mental infirmity defense); [and]

Discretionary (reciprocal, on court order) disclosure by the defendant with regard to several categories of information which may be requested by the Commonwealth.

The rule places special emphasis on the resolution of discovery matters informally between the parties, and makes such an attempt at informal resolution a prerequisite to the filing of a discovery motion. Other general provisions include:

- (a) a continuing duty to disclose evidence or material previously requested or ordered to be disclosed;
- (b) enumeration of possible sanctions for violation of the provisions of the rule;
- (c) protective orders to prevent disclosure, upon appropriate showing of need; and
- (d) the confidentiality of attorney work product.

Rule 306 (Formerly Rule 304) (Omnibus Pretrial Motion for Relief):

Under the amended rule all pretrial motions for relief (except discovery motions) are now required to be presented together in one omnibus pretrial motion. *Rule 307* (formerly *Rule 305*) (*Time for Omnibus Pretrial Motion and Service*) provides that the omnibus pretrial motion shall be filed and served within thirty days after arraignment. An effect of this change is to make such pretrial motions due much earlier in the pretrial process than was formerly the practice.

Rule 308 (Answers to Pretrial Motions):

The amendment to the rule eliminates the requirement that an answer to pretrial motions is required, with certain exceptions spelled out in the rule.

Rule 312 (Formerly Rule 313)(Motion for Change of Venue):

The provisions of this rule which related to the procedure for appealing from a change of venue have been deleted in the belief that the existence now of Appellate Rules of Procedure makes continued reference to this issue inappropriate in the Criminal Rules. In addition, as amended, the rule no longer specifies who may initially apply for a change of venue; the rule simply states that venue may be changed by the court when it is determined after hearing that a fair and impartial trial cannot be had in the county in which the complaint was filed, and that an order changing venue shall be certified to the Supreme Court.

New Rule 321 (Challenge to Guilty Plea or Legality of Sentence on Guilty Plea):

New Rule 321 established a procedure whereby a defendant may challenge the validity of a plea of guilty, the legality of the sentence on a plea of guilty, or the denial of a motion to withdraw the plea, by filing a motion with the trial court within ten days after sentence.

The change is designed to prevent plea challenges for the first time on direct appeal. The rule change is consistent with the Rules of Appellate Procedure.

Rule 323 (Suppression of Evidence):

This rule was amended in the following important respects: (1) the motion to suppress evidence is to be contained in the omnibus pretrial motion; (2) in paragraph (i) of the rule the word "constitutional" was deleted to clarify that suppression motions encompassing the broader array of suppression claims are available (in accordance with substantive law) and are to be filed pretrial. The revisions do not

purport to define or expand the substantive basis upon which suppression may be required.

Rules Outside Chapter 300—Other June 1977 Amendments:

Several non-Chapter 300 rules were also amended or added in June, 1977 as follows:

New Rule 149 (Pleas of Guilty Before Issuing Authority in Court Cases.)

This new rule established procedures for issuing authorities to accept pleas of guilty in certain cases which otherwise would be handled by the court of common pleas. The rule was required because of a legislative change authorizing expanded district justice jurisdiction (the Act of July 15, 1976, P.L. 1014, No. 204, 42 Pa. C.S. 2303).

Rule 3 (Definitions):

In line with the promulgation of new Rule 149, the definitions of *court case* and *summary case* were amended to reflect the classification of the offense charged. Therefore, a summary case is defined as a case in which the only offenses charged are summary offenses; and a court case is defined as a case in which one or more of offenses charged are misdemeanors, felonies, or first or second degree murder.

Rule 203 (Objections to Grand Jury and Grand Jurors):

The rule was amended by the addition of a new paragraph (b) which authorizes a post-indictment challenge to the array of the grand jury or an individual juror under certain enumerated circumstances. The amendment obviates challenges to indictments which are based solely on the lack of adequate pre-indictment notification of the submission of the case to a specific grand jury. Such post-indictment challenge, however, must be included in the omnibus pretrial motion.

Rule 1405 (Sentencing Proceeding):

Rule 1405 was amended to include a provision for advising a defendant of the new guilty plea challenge procedure under Rule 321; it accomplishes this by enumerating the notice which must be given when sentence is imposed pursuant to a plea of guilty.

A provision was also added which expressly requires that a record of the sentencing proceeding be made and preserved so that it may be transcribed, and that the record shall include a record of any stipulations made at a pre-sentence conference and a verbatim account of the entire sentencing proceeding.

Amendments Effective July 1, 1977:

In May, 1977 the Supreme Court amended the following Rules of Criminal Procedure, effective July 1, 1977:

Rule 67 (Appeals from Summary Judgments):

Rule 67 was amended to explicitly provide that the Rule is applicable to an appeal from a conviction for violation of a municipal ordinance which provides for imprisonment upon conviction or upon failure to pay a fine.

Rule 352 (Guilty Plea Procedure) (Where Death Sentence is Authorized*):

This amendment to the Rule allowed for certification by the attorney for the Commonwealth that the case does not rise higher than murder of the second degree, when a defendant charged with murder enters a plea of guilty. Such certification eliminates the need to convene a three judge panel in the particular case. In addition, the Rule as amended contained no reference to the burden of proof with regard to aggravating and mitigating circumstances.

Rule 353 (Procedure When Jury Trial is Waived) (Where Death Sentence is Authorized):

This amendment to the Rule allowed for certification by the attorney for the Commonwealth, in bench trials, that the case does not rise higher than murder of the second degree. In the absence of such certification, the Rule requires the convening of a three judge panel. In addition, the Rule as amended contains no reference to the burden of proof with regard to aggravating and mitigating circumstances.

Rule 1123 (Post Verdict Motions):

Toward a uniformity of criminal and civil post-trial motion periods, Rule 1123 was amended to require that post-verdict motions under the Rule be filed within ten days after verdict (the period was previously seven days), and makes a like change in the period within which the defendant may waive the filing of post-verdict motions. The amendment was intended to simplify procedure by making these periods consistent with the Civil Rules.

Rule 1126 (Number of Peremptory Challenges):

Rule 1126 was rescinded, and the amended Comment to Rule 1126 indicates that the rescission is in view of the statutory revision with regard to peremptory challenges. See the Act of October 7, 1976, P.L. 1089, No. 217, repealing the Act of March 6, 1901, P.L. 16, §1, amended July 9, 1901, P.L. 629, §1, 19 P.S. §811.

*The Supreme Court's decision in *Commonwealth v. Moody*, 476 Pa. 223, 382 A.2d 442 (1977), declaring certain provisions of the 1974 Death Penalty Act unconstitutional had the additional effect of rendering Subchapter 350, including Rules 352 and 353, inoperative.

October Amendments:

In October, 1977 the Supreme Court adopted amendments to the following Rules of Criminal Procedure. The effective date of these amendments was January 1, 1978, in order to coincide with the effective date of the general Chapter 300 repromulgation.

New Rule 318 (Waiver of Counsel):

Rule 318 was promulgated as a comprehensive new Rule of Criminal Procedure setting forth the procedures for a valid waiver of counsel at various stages of the proceedings. The impetus for the new rule was a recent opinion of the Supreme Court of the United States which enunciated the constitutional right of self representation. The new rule also contains a provision dealing with the appointment of standby counsel for the defendant who has elected to proceed *pro se*.

Rule 316 (Assignment of Counsel):

The rule was amended by the deletion of the provision dealing with the appointment of standby counsel— this subject is now treated in new Rule 318.

Rule 141 (Preliminary Hearing):

The Rule was amended by the deletion of an outdated provision which permitted the defendant to testify at the preliminary hearing only if represented by counsel. Accordingly, a defendant who has waived counsel and elected to proceed *pro se* may testify at the preliminary hearing.

Cooperation with Court Administrator and Other Court Committee: During 1977, the Committees continued its close liaison and working relationship with the Court Administrator of Pennsylvania and with the other Supreme Court Committees. The Committee especially maintained close contact with the Advisory Committee on Appellate Court Rules, continuing in the analysis and mutual discussion to carefully coordinate a smooth transition for litigants from trial procedure to appellate procedure. The Committee, through its Staff, also continued its close association with the Civil Procedural Rules Committee, in order to fully consider areas of mutual concern and resolve matters of conflict. The 1977 establishment of a uniform time for raising post-verdict motions in both criminal and civil cases is a tangible result of the cooperative efforts of the two Committees.

The Committee and its Staff continued to maintain a close liaison with the Court Administrator, with regard to matters involving questions concerning criminal rules

and procedure and legislation affecting procedural rules, and conferring with regard to statewide forms implementing particular rules. There is ongoing review of complaint, search and arrest warrant, and citation and summons forms.

The Criminal Procedural Rules Committee continues to be appreciative of the cooperation received from the Court Administrator's Office and from the Court's other Committees and Staffs.

Other Involvement in Criminal Justice Matters:

The Committee has continued to maintain close association with a wide segment of those agencies involved in the criminal justice system. The Committee regularly receives and responds to extensive correspondence with many interested individuals who offer helpful suggestions, insights and constructive criticism. A great deal of correspondence comes from judges and legislators, and, although the Committee cannot give advisory opinions on the interpretation of rules, the Committee attempts to be as responsive as possible to such input and inquiry. Members of the Committee and the Committee staff continue to meet with specific groups with regard to various problems of mutual interest. The Committee's Chairman, its members and its Staff regularly participate and speak at statewide conferences and seminars relating to matters of criminal justice, to varied bar association and lawyer groups, and at judicial conferences.

Committee Projects: the Committee has continued its ongoing study and compilation project relating to local rules lodged with the Committee under Pa.R.Crim.P. 1. To the extent possible, the rules are reviewed for compliance with the statewide rules, and efforts are made to achieve voluntary compliance where conflicts exist.

In addition, the Committee's various sub-committees have continued to be active in various specialized subject areas. In conclusion, special efforts of the Committee are being continued to keep the Rules of Criminal Procedure current and viable, while improving both procedure under the Rules and the process by which the Rules are devised.

ORPHANS' COURT RULES COMMITTEE

During the year 1977, it has been noted that several orphans' court rules committees of

county bar associations have recommended, and county courts have adopted, orphans' court division rules integrated with the Supreme Court Orphans' Court Rules. It has also been noted that the forms of accounts recommended by this committee and approved by the Supreme Court have been helpful and are increasingly employed throughout the Commonwealth.

The committee is presently engaged in the preparation of forms for routine procedures in offices of registers of wills which, as in the case of forms of accounts, will be recommended by us for approval by the Supreme Court. The committee thinks that further thought should be given to the employment of the manpower of our common pleas judges, so that the time of judges who only occasionally deal with questions requiring the expertise of an orphans' court judge is not unduly burdened, and so that those who are competent in orphans' court business will have provided the Supreme Court with their views before the Supreme Court is required to act on cases appealed from an orphans' court division.

MINOR COURT CIVIL PROCEDURAL RULES COMMITTEE

During 1977, the Committee first took into consideration the draft rules implementing the Protection From Abuse Act. After considerable discussion and a number of changes in the Reporter's draft, the Committee recommended a set of eleven new rules (Rules 1201 through 1211) prescribing the procedures to be followed by district justices in granting emergency relief from abuse under the Act and procedures for executing district justice protective orders issued under the Act and the new rules. The Committee next considered the impact of the Magisterial District Reform Act which, among other things, imposed a fee of \$15.00 for issuing an order of execution. Heretofore, there was no fee for orders of execution and thus the Rules of Civil Procedure for Justices of the Peace made no provision for reissuance of an order of execution. Accordingly, the Committee recommended an amendment to Rule 403 of the Rules of Civil Procedures for Justices of the Peace permitting reissuance of orders of execution and also recommended amendments to Rules 405, 416 and 419 conforming to the amendment to Rule

403. Another change made in the law by the Magisterial District Reform Act was to extend the former prohibition against entering a district justice judgment in the court of common pleas before the expiration of twenty (20) days from the date of the judgment to a prohibition against such entry until after thirty (30) days following the date of the judgment. The Committee recommended an amendment to Rule 402 of the Rules of Civil Procedure for Justices of the Peace which would bring that rule into compliance with this provision of the Act.

The Committee recommended an amendment to Rule 314 of the Rules of Civil Procedure for Justices of the Peace providing that the date of reinstatement of a trespass and assumpsit complaint is the date upon which the request for reinstatement is filed. Such an amendment was thought necessary in case a question concerning the statute of limitations should arise in connection with the reinstatement. The Committee also recommended an amendment to Rule 381 of the Rules of Civil Procedure for Justices of the Peace suspending Section 1, Clause 16, of the Act of July 9, 1901, P.L. 614, 12 P.S. §318, which statute provided that constables and others shall serve process issued by a district justice in the same manner and with like effect as similar writs are served by a sheriff when directed to him by a court. The statute also provides for a form of deputized service. Service, including deputized service, is now covered in detail by Rules 307-314 of the Rules of Civil Procedure for Justices of the Peace, and this statute is inconsistent with these rules. This statute was at least impliedly suspended by Rule 381(39), and its suspension had been overlooked in the original study done by the Committee as to what procedural Acts should be suspended.

During the year, the Committee has received a number of letters from various people concerning proposed minor changes in the rules. At a meeting to be held in 1978, the Committee will review these suggestions for changes. The Reporter has been preparing for the numerous changes in the minor court civil rules that will have to be made should the Judiciary Act Repealer Act be enacted into law thus bringing the Judicial Code, as amended by the Repealer Act, into effect. Also, it is expected that the recommendations of the Constables' Task Force, if approved, will cause some changes in the minor court civil rules.

ADVISORY COMMITTEE ON APPELLATE COURT RULES

The Committee provided staff assistance to the Pennsylvania Board of Law Examiners in connection with the revision and redesignation on June 6, 1977 of former Supreme Court Rules 7 through 16 as the Pennsylvania Bar Admission Rules, and provided staff assistance to the Prothonotary of the Supreme Court in connection with associated changes in bar admission procedures and documentation. With the adoption of the Pennsylvania Bar Admission Rules all portions of the former Supreme, Superior and Commonwealth court rules have been revised and redesignated.

In April the Supreme Court, pursuant to the Committee's recommendation, submitted Court Rules Report No. 1 to the General Assembly under 42 Pa.C.S. §503(b) and 1725, proposing a statewide uniform appeal fee of \$25 in the trial court and an additional \$25 in the appellate court, which, as to appellate courts, would have represented the first change in fees since 1897. The Committee had consulted with the legislative leadership prior to the submission of the proposal, and was under the impression that the proposal had been cleared for adoption. However, after an issue was raised concerning existing procedures for the handling and disbursement of appellate court fees, the General Assembly in October declined to permit the proposal to take effect.

The Committee provided staff assistance to the Criminal Procedural Rules Committee in connection with the preparation of the June 29, 1977 order adopting Pa.R.A.P. 343 (relating to order determining challenge to a plea of guilty or legality of sentence on a plea of guilty).

In December the Supreme Court, pursuant to the Committee's recommendation, adopted Pa.R.A.P. 3331 (review of special prosecutions or investigations) and related amendments, thereby correcting a long-standing defect in appellate procedure which had drawn widespread criticism.

During the year both the Supreme Court (Pa.R.A.P. 3301) and the Superior Court (Pa.R.A.P. 3502) amended the Appellate Rules to transfer Snyder and Union counties from the Eastern/Philadelphia District to the Middle/Harrisburg District.

At year end the Supreme Court had under consideration the Committee's Recommendation No. 4 on the revision of the subject of interlocutory appeals as of right, and the Committee was considering comments received with respect to its draft Recommendation No. 6, which would constitute omnibus corrections and revisions to the Appellate Rules in light of actual experience thereunder. Final action on this subject was postponed pending enactment of the proposed Judiciary Act Repealer Act.

JUDICIAL INQUIRY AND REVIEW BOARD

During the past year panel members for our nine member Board have held twelve hearings. Many of the hearings have been protracted. In several of these matters hearings have terminated, but briefs are being filed and oral argument will be held before the entire Board and thereafter Findings and Recommendations will be finalized. In one of these cases the terms of several members of the original hearing panel have expired but under the Rules they will continue to adjudicate until a final determination.

Two Reports recommending disciplinary action have been filed with the Supreme Court. One has been approved and the second one is pending determination by the Court. Hearings have been completed in three additional cases and Findings and Recommendations of the Board to the Supreme Court are in the process of preparation and approval. Two interim suspensions were ordered by the Court because the respondents were held on criminal charges.

At the end of the reporting period there were 111 open cases. Complaints fall into the following general categories: pending criminal proceedings 20; prejudicial conduct during trial 9; unjudicial conduct toward lawyers and others involved in trials 5; conflicts of interest 2; neglect 13; malfeasance 2; extra judicial activity (improper involvement in business or membership on boards, conduct off the bench, allegedly bringing judicial office into disrepute) 10; administration improprieties (breach of procedural rules, failure to maintain required records, improper delegation of authority, etc.) 21; miscellaneous (including political activity and alteration of traffic citations) 7; and complaints awaiting clarifications 22.

The following is a table listing activity of the Board for 1977:

	District Justice	Judge
Cases pending 12/31/76	39	25
*Complaints received in 1977	<u>97</u>	<u>112</u>
TOTAL CASELOAD IN 1977	136	137
Dispositions in 1977		
*rejected as not evidencing judicial misconduct or as matters not within the Board's jurisdiction	20	60
dismissed after investigation	29	22
closed without disciplinary action	8	5
resigned while under investigation	1	2
informal admonishment by Board	3	2
disciplinary action ordered by the Supreme Court	<u>2</u>	<u>2</u>
TOTAL CASE DISPOSITIONS IN 1977	63	99
Cases pending 12/31/77	73	38

*An additional twenty-one (21) complaints were received, reviewed and rejected as being against persons or agencies not subject to the Board's jurisdiction.

The large number of criminal proceedings is due to the sixteen cases against District Justices charged with illegal bond activities.

The statistical report indicates to some degree the size of the Board's work load. However, the past year has necessitated processing of more protracted cases than even before, with the necessity for the filing of Briefs and oral argument.

The Executive Director oversees the investigation of the complaints received by the Board and recommends to the Board whether formal proceedings should be instituted and a hearing held. He acknowledges all complaints filed, attends all hearings and arguments, and directs staff operation and reports, and carries out all directives of the Board. The fact that he was one of the original members of the Board and its Executive Director since its inception is of inestimable value.

Although the Board has no constitutional authority to render advisory opinions, it has often found it appropriate to discuss immediate problems with Judges who inquire. If there is no

precedent and a real question involved, the Executive Director always confers with the Chairman of the Board or other members before rendering advice. He has always worked closely with Judge Barbieri the State Court Administrator in all such areas.

It must be remembered that the discipline of Judges, other than impeachment, is of very recent origin. The body of law on the subject is small. The Board has made valuable contributions to the law in several important basic areas but there are many substantive problems requiring research and study. The American Judicature Society has recently set up a research department in its Chicago headquarters and is doing valuable work in collecting, collating and disseminating information of issues and decisions. The Executive Director of the Board is a Director of The Center for Judicial Conduct Organizations, and is active in its operations.

A major project this past year was one completely beyond the usual functions of a disciplinary board. The Board was requested to issue guidelines for Judges involved in election

campaigns. As a result Guidelines were issued prior to the November election. They were published in the legal journals throughout the state and a copy was sent to each Judge who was a candidate for election. We prepared the Guidelines on Professional and Judicial Ethics of the Association of the Bar of the City of New York, Canon 7 of the Canons of Judicial Ethics, the Reporter's notes to the Code of Judicial Conduct, Standards of Conduct for Justices of the Peace and cites case law on the subject. So far as was known we are the only organization to have drafted rules for statewide use. They do not have the effect of Rules of Court but are intended to make known to all Judges the views of the Judicial Inquiry and Review Board as to what constitutes appropriate and inappropriate conduct in relation to political activity. The Guidelines have been well received, considerably beyond our expectations. We found almost unanimous cooperation from the Judiciary. All complaints, criticisms or questions have been recorded and will be considered by our special Subcommittee in reviewing the Guidelines for possible revision.

In addition to Joseph G. Feldman, Esquire and Abraham J. Brem Levy, Esquire, the Board has acquired a third volunteer attorney to act as Board Counsel in prosecuting formal charges. Perry Bechtle, Esquire, has joined our "trial counsel." All three attorneys have had onerous burdens, not only with hearings but with the preparation of briefs. The Board acknowledges its indebtedness and gratitude to each of them for their devotion to the work of the Board.

COMMITTEE FOR PROPOSED STANDARD JURY INSTRUCTIONS

During the year 1977, the Criminal and Civil Instructions Committee continued their work in preparing criminal and civil instructions and keeping them current. The work of these two subcommittees will be discussed separately.

Criminal Instructions Subcommittee During the year, this subcommittee completed its work on instructions under the Vehicle Code and was particularly active in keeping the completed instructions up to date with new statutory and case law. These revised or additional instructions included the following:

Corpus delicti, in general and for homicide cases
Confessions or admissions, five instructions
Act No. 272 (1976), retail theft, seven instructions
Act No. 49 (1977), theft of leased property, two instructions
Act No. 62 (1977), sexual abuse of children, four instructions
Insanity, two instructions
Credibility of witnesses

Also under consideration is a possible revision of Instruction 15.2502E, Instruction After Verdict of First Degree Murder, in light of the *Moody* case, and instructions are underway for the new obscenity statute, 18 Pa. C.S. §5903, as amended. The criminal instruction project is completed and is awaiting publication.

Civil Instructions Subcommittee The Subcommittee met on two occasions during the year. At its first meeting, the Subcommittee considered instructions on comparative negligence and apportionment among joint tortfeasors under the Comparative Negligence Act; legal cause and concurring causes; injuries to adult not resulting in death (as affected by the No-Fault Act); concurring causes as applied to damages; general rule of strict liability; defense of occasional seller; legal cause as applied to medical malpractice; informed consent under the Health Care Services Malpractice Act; malicious prosecution and abuse of process; fraudulent nondisclosure and intentional interference with contractual relations. The instructions on legal cause and concurring causes; general rule of strict liability; and defense of occasional seller were approved. At its second meeting, the Subcommittee again considered the Comparative Negligence Act instructions and instructions on legal cause as applied to medical malpractice; informed consent under the Health Care Services Malpractice Act; malicious prosecution and abuse of process; fraudulent nondisclosure; and interference with contractual relations. With some amendments, the instructions under the Comparative Negligence Act were approved, as was the instruction (actually a change to a note) dealing with injuries to an adult not resulting in death. The Subcommittee was of the opinion that the instruction on legal cause as applied to medical malpractice could not be written until the Supreme Court of Pennsylvania decides the appeal from the Superior Court's decision in

Hamil v. Bashline (Hamil II), 243 Pa. Super. 227, 364 A.2d 1366 (1976). The other instructions were not approved at this meeting, a number of changes having been suggested.

The Pennsylvania Bar Institute was given permission by the Supreme Court to publish the instructions under the titles, (there will be separate volumes for criminal and civil instructions), "Suggested Standard Criminal Jury Instructions" and "Suggested Standard Civil Jury Instructions." Actually, for ease in citation the books will probably be entitled "Pennsylvania Suggested Standard Jury Instructions, Criminal" and "Pennsylvania Suggested Standard Jury Instructions, Civil" so that they may be cited "Pa. SSJI (Crim)" and "Pa. SSJI (Civ)," respectively. The criminal jury instruction volume will be published first and work is already well underway in preparing the book for transmission to the printer. The civil jury instructions volume will be readied for the printer as soon as the civil instruction project is finished.

PENNSYLVANIA BOARD OF LAW EXAMINERS

On June 6, 1977, the Supreme Court of Pennsylvania entered an Order adopting new Pennsylvania Bar Admission Rules and changing the name of the Board from the State Board of Law Examiners to Pennsylvania Board of Law Examiners. The New Rules under the Court's Order became effective 120 days thereafter. During this intervening period of 120 days the Board and its office staff reviewed, revised and simplified all of its forms and eliminated certain forms and procedures which appeared no longer necessary.

During 1977, the Board conducted two examinations of two days each, one day being the Multistate Examination and the other the Essay Examination. For the February, 1977 Bar Examination, 472 applicants sat, and 259 applicants passed, being 54.9 percent of those who took the examination. For the July, 1977 Bar Examination, 1,933 applicants sat for the Bar Examination and 1,729 passed, or 89.4

percent of those who took the examination. During 1977, the Board granted the applications of 68 out-of-state attorneys for admission to the Bar on Motion.

During the year, the Board continued its practice of holding, after each examination, meetings with representatives of the six Pennsylvania law schools and the Board's examining staff to review the essay questions, model answers, and the grading method applied to 20 examination papers picked at random. The Board found this type of review and discussion with representatives of the six Pennsylvania law schools helpful to our examining staff. It also assists the Board in validating our examination questions, model answers and grading methods. The representatives of the law schools, likewise, have found this experience valuable to them and they are pleased that the Board gives careful consideration to their suggestions and that the Board keeps abreast of their curriculum.

During the year, there were 5 appeals from the decision of the Board denying applicants the right to sit for the Bar examination who were graduates of unaccredited law schools. Of these, 2 appeals were denied. There were 9 appeals from the decision of the Board by out-of-state attorneys seeking admission to the Bar on motion. Of these 4 were denied.

In December, 1977 a Petition for Reconsideration and for Oral Argument was scheduled to be argued before the Supreme Court in April, 1978. This relates to the petition of a South African lawyer to be admitted to the Bar on motion and to the Supreme Court's denial of his appeal.

In December, 1977, the Board held a hearing in the matter of a party in connection with his alleged efforts to pay \$1,000 to a certain attorney (not a member of the Board or its examining staff) to guarantee his passing the February 1977 Bar examination. This case is pending before the Board for decision.

In October, 1977, the Board entered into a Stipulation in the action of a party against the Board to Dismiss his Petition for Writ of Certiorari to the U.S. Supreme Court. The Board then agreed to give the party, a graduate of an unaccredited law school, a hearing on February 1, 1978.

A class action brought on behalf of certain blacks and Puerto Ricans, who failed the Bar examination, is still pending in the U.S. District Court for the Eastern District of Pennsylvania.

LAWYERS' DISCIPLINARY BOARD

In the year 1977 a compendium consisting of the third edition of the Code of Professional Responsibility, the Pennsylvania Rules for Disciplinary Enforcement and the Disciplinary Board Rules, as amended through 1977, was mailed to each of the lawyers in Pennsylvania. That compendium also contained for the first time the Code of Judicial Conduct and the Judicial Inquiry and Review Board Rules of Procedure. The changes as indicated above were adopted in order to improve and make more efficient the disciplinary system.

During 1977, there were 1,801 complaints received and 1,947 complaints which were disposed of by a number of types of dispositions such as dismissals, informal admonitions, private reprimands, or imposition of public discipline (i.e. public censure, suspension or disbarment). As of December 3, 1977, there was a total of 671 active complaints on hand

requiring further action. New complaints averaging around 150 each month continue to be received. On a cumulative basis over the period from November 1, 1972 through December 31, 1977, there have been 9,086 complaints received of which 8,415 have been finally disposed.

For the past two years, there has been an increase of 1,414 (FY '75-'76), and 1,314 (FY '76-'77) in the number of attorneys registered as "active." We anticipate for Fiscal Year 1978-1979 and the succeeding two years an additional increase each year of not less than 1,000. With this increase in the number of attorneys competing for the legal services required by the public, and the increasing consumer protection attitudes prevalent in the land, the Board does not feel it is unrealistic to predict that the number of disciplinary complaints will increase rather than decrease in future years.

The following tabulation presents a summary of disciplinary actions for the various periods indicated:

	1973	1974	1975	1976	1977	Cum. Total
A. Disciplinary Cases						
1. Informal Admonition	37	55	95	81	96	364
2. Private Reprimand	0	7	8	9	7	31
3. Public Censure	0	2	5	8	10	25
4. Suspensions	3	12	12	8	10	45
5. Disbarments	<u>3</u>	<u>4</u>	<u>6</u>	<u>5</u>	<u>13</u>	<u>31</u>
Total of Disciplinary Actions	43	80	126	111	136	496
B. Reinstatement Cases						
1. Petitions for Reinstatement Granted	1	2	2	3	3	11
2. Petitions for Reinstatement Denied	1	2	2	0	0	5

In addition to the above a total of 3 disciplinary matters prosecuted were dismissed after hearing and review by the Board in 1977, for a cumulative total of 32 dismissed after hearing and review by the Board.

As of December 31, 1977, there were 71 cases in various stages of formal proceedings which had not finally been determined, and an additional 13 matters where formal prosecution of charges was determined necessary but on which filing of petitions for discipline were pending.

To cope with this volume of complaints and formal proceedings, it has been necessary to increase staff over the more than five year period. Initially the staff consisted of a Chief

Disciplinary Counsel and five Assistant Disciplinary Counsel, a Secretary of the Board, two investigators and six secretaries in four office locations. Over the years an additional five Assistant Disciplinary Counsel, four investigators and six secretaries have been added to the staff. Salaries of staff plus benefits amount to approximately 70 percent of the Board's operating expense. Operating expenditures to fund these changes have increased from an initial first full year figure of \$383,263 (FY '73 - '74) to the current year's (FY '77 - '78) estimated \$808,560. The annual assessment increased from \$25.00 to \$35.00 for FY '74-'75. Beginning with the Fiscal Year July 1, 1977, the annual assessment was increased to \$45.00.

If the value of the services of the 108 hearing committee members, the nine members of the Board and others related to our disciplinary system who serve on a voluntary non paid basis (except for such direct expense as travel), conservatively estimated in excess of one million dollars per year, were added to our budget the annual fee would have to be increased by an additional \$40.00.

The disciplinary system is maturing to a point of increasing effectiveness. The system is viewed nationally as a prototype and it has assisted other jurisdictions by sharing our rules, procedures, forms and experience. The Board has problems, but it also has the ability to remedy them given continuing support of the Supreme Court and the Bar.

distributed to all juvenile court judges and chief juvenile probation officers throughout the Commonwealth.

During 1977, the Commission established a bi-monthly newsletter which contains information on recent legislation, court rulings, promulgated regulations, and other topics of concern to the juvenile court. The newsletter is distributed to all juvenile court judges and chief juvenile probation officers in the state.

THE JUVENILE COURT JUDGES' COMMISSION

The Commission reported the following activities in 1977:

Distribution of \$1,452,000 to sixty counties for the improvement of juvenile probation services. These funds are used to supplement salaries for juvenile probation officers; provide training and establish new programs for working with juvenile offenders.

In 1977, the Commission conducted sixteen training institutes involving approximately five hundred juvenile probation officers. Subject matters included: juvenile court law; youth advocacy; family counseling; delinquency; theories and prevention; and related courses. Each institute lasted three to five days and employed lectures, group work, individualized instruction, and audio-visual materials.

The Commission assumed responsibility for collecting and publishing juvenile court statistics. The Commission has been successful in securing agreements from all sixty seven counties that statistical data will be provided.

During the year, the staff of the Juvenile Court Judges' Commission met with juvenile court judges and chief juvenile probation officers in fifty-seven counties in Pennsylvania. These meetings are designed to gather input concerning court and probation needs and plans.

The Commission completed a detailed revision of the standards contained in the Juvenile Court Judges' Commission's Handbook/Directory. The Handbook is

MEMBERS OF SUPREME COURT COMMITTEES AND RELATED COURT AGENCIES

CIVIL PROCEDURAL RULES COMMITTEE

1103 Western Savings Bank Bld.
Broad and Chestnut Streets
Philadelphia, Pa. 19107
(215) 545-6000

Philip W. Amram, Esq.
Chairman

John A. Metz, Jr., Esq.
Vice-Chairman

Hon. F. Joseph Thomas
William H. Eckert, Esq.
Richard Henry Klein, Esq.
Morton Myers, Esq.
Charles H. Welles, III, Esq.
John G. Gent, Esq.
Philip Price, Esq.
Stephen M. Feldman, Esq.
Judd H. Poffinberger, Jr., Esq.
Hon. Dale F. Shughart
Hon. Albert E. Acker
Herbert Fishbone, Esq.
Hon. John J. McLean, Jr.
Rod J. Pera, Esq.
Hon. Lawrence Prattis
Richard Grossman, Esq.
Madaline Palladino, Esq.

Sidney Schulman, Esq.
Executive Director

Hon. Ruggero J. Aldisert
Consultant to Committee

Harold K. Don, Jr., Esq.
Director of Research

CRIMINAL PROCEDURAL RULES COMMITTEE

Temple University School of Law
North Broad St. at Montgomery
Philadelphia, Pa. 19122
(215) 787-7170

Professor James Strazzella
Chairman

Hon. Robert I. Shadle
Vice-Chairman

Michael J. Collins, Esq.
Hon. Richard P. Conaboy
Hon. Abraham J. Gafni
Hon. G. Thomas Gates
Hon. Thomas D. Gladden
Abraham J. Brem Levy, Esq.
Donald J. Goldberg, Esq.
H. David Rothman, Esq.
Benjamin Lerner, Esq.
Hon. Anthony J. Scirica
Bernard L. Siegel, Esq.
Hon. Henry R. Smith, Jr.
LeRoy S. Zimmerman, Esq.
Stanford Shmukler, Esq.

Mark Lipowicz, Esq.
Secretary

Margaret M. Cardomone, Esq.
Staff Counsel

Hon. Max Rosenn
Consultant to Committee

**MINOR COURT CIVIL PROCEDURAL
RULES COMMITTEE**

Robert W. Lentz, Esq.
Chairman

Anthony J. Giangiulio, Esq.
Vice-Chairman

Kenneth P. Christman, Esq.
Frank T. Hazel, Esq.
William D. Balitas, Esq.
Edward E. Russell, Esq.
David R. Gold, Esq.
William J. Ivill, Jr., Esq.
James Morgan, Esq.
Angelo Skarlatos, Esq.
Ricardo Calvin Jackson, Esq.
Charles D. Agresti, Esq.
Fredrica A. Massiah-Jackson, Esq.
Bernard J. Regan
Gilbert G. Ackroyd, Esq.

Gilbert G. Ackroyd, Esq.
Secretary and Reporter
P.O. Box 1027
104 South Street
Harrisburg, Pa. 17108

JUDICIAL INQUIRY & REVIEW BOARD

Hon. J. Sydney Hoffman
Chairman
364 City Hall
Philadelphia, Pa. 19107

Hon. Robert Van der Voort
Vice-Chairman

Hon. Henry R. Smith
Hon. James R. Cavanaugh
Edward I. Goldberg, Esq.
Mrs. Lois W. Barnum
Hon. William E. Breene
G. Thomas Miller, Esq.
Miss Mary Patterson McPherson

Richard E. McDevitt, Esq.
Executive Director
3 Parkway, 20th Floor
Philadelphia, Pa. 19102

**ADVISORY COMMITTEE ON
APPELLATE COURT RULES**

James A. Montgomery, Jr., Esq.
Chairman

Arthur Silverblatt, Esq.
Vice-Chairman

Daniel J. McCauley, Esq.
Robert S. Ryan, Esq.
Carroll F. Purdy, Jr., Esq.
William H. Lamb, Esq.
William B. Ball, Esq.
Russell J. O'Malley, Esq.
John M. McLaughlin, Esq.
Wendell G. Freeland, Esq.
Bernard M. Borish, Esq.
Raymond Pearlstine, Esq.
Gerald Gornish, Esq.
David B. Fawcett, Jr., Esq.
James F. McClure, Jr., Esq.

William E. Zeiter, Esq.
Executive Director

**DISCIPLINARY BOARD
OF PENNSYLVANIA**

Alexander Unkovic, Esq.
Chairman
1424 Frick Building
Pittsburgh, Pa. 15219

Charles V. Henry, III, Esq.
Vice-Chairman

Henry T. Reath, Esq.
Herbert J. Johnson, Jr., Esq.
Raymond Pearlstine, Esq.
Dennis C. Harrington, Esq.
Pasco L. Schiavo, Esq.
John C. Anderson, Esq.
Frank J. McDonnell, Esq.

Mrs. Nan M. Cohen
Secretary
6th Floor, 100 Pine Street
P.O. Box 806
Harrisburg, Pa. 17108

Attorney Registration Fee Inquiries:
Administrative Office of Pennsylvania Courts
(215) 567-3071

STATE BOARD OF LAW EXAMINERS

Desmond J. McTighe, Esq.
Chairman

Justin M. Johnson, Esq.
Vice-Chairman

John W. English, Sr., Esq.
Anthony S. Minisi, Esq.
James W. Scanlon, Esq.

Susan L. Anderson, Esq.
Secretary/Treasurer
2010 Two Girard Plaza
Philadelphia, Pa. 19102
(215) 564-1724

PROPOSED STANDARD JURY INSTRUCTIONS COMMITTEE

George J. Barco, Esq.
Chairman

James E. Beasley, Esq.
Hon. R. Paul Campbell
Hon. Homer L. Kreider
Hon. Loran L. Lewis
Hon. Abraham H. Lipez
Hon. Clinton Budd Palmer
Hon. Samuel Strauss
Joseph G. Feldman, Esq.
Milford J. Meyer, Esq.
Hon. James R. Cavanaugh
Martin H. Belsky, Esq.
Perry S. Bechtle, Esq.
James Lewis Griffith, Esq.

Gilbert G. Ackroyd, Esq.
General Reporter and Secretary
P.O. Box 1027
104 South Street
Harrisburg, Pa. 17108

APPELLATE COURT NOMINATING COMMISSION

Mr. Frank Pasquerilla, Chairman
945 Menoher Blvd.
Johnstown, Pa. 15905

Bernard G. Segal, Esq.
Nevin Stetler, Esq.
Mr. Edward Popil
Ms. Nancy Neuman
George C. Burgwin, III, Esq.

ORPHANS' COURT RULES COMMITTEE

M. Paul Smith, Esq.
Chairman
60 E. Penn Street
Norristown, Pa. 19401

Hon. Hugh C. Boyle
Hon. Edmund S. Pawelec
William H. Eckert, Esq.
Cuthbert H. Latta, Esq.
William C. McHouston, Esq.
Hon. George C. Eppinger
Hon. James B. Dwyer

JUDICIAL PLANNING COMMITTEE OF PENNSYLVANIA

Hon. Michael J. Eagen
Chairman

Hon. Samuel Roberts
Hon. Thomas W. Pomeroy, Jr.
Hon. Alexander F. Barbieri
Hon. Robert Lee Jacobs
Hon. James S. Bowman
Hon. Edward J. Bradley
Hon. John G. Brosky
Hon. Doris M. Harris
Hon. LeRoy S. Zimmerman
Dante D. Bertani, Esq.

**PENNSYLVANIA CONFERENCE
OF STATE TRIAL JUDGES**

Hon. John G. Brosky
President
645 City-County Building
Pittsburgh, Pa. 15219

Hon. W. Richard Eshelman
President-Elect
Berks County Courthouse
Reading, Pa. 19607

Hon. Clinton Budd Palmer
1st Vice-President
Box 308
Easton, Pa. 18042

Hon. Charles G. Sweet
2nd Vice-President
Washington County Courthouse
Washington, Pa. 15301

Hon. Edmund V. Ludwig
Secretary
Bucks County Courthouse
Doylestown, Pa. 18901

Hon. William W. Caldwell
Treasurer
Dauphin County Courthouse
Harrisburg, Pa. 17101

**JUVENILE COURT JUDGES
COMMISSION***

Hon. Fred P. Anthony
Chairman

Hon. Albert E. Acker
Vice-Chairman

Hon. Harvey Schmidt
Secretary

Hon. John G. Brosky
Hon. Maxwell E. Davison
Hon. Issac S. Garb
Hon. Doris M. Harris
Hon. W. Richard Eshelman
Hon. Robert L. Wolfe

Dr. Ronald Sharp
Executive Director
Towne House
660 Boas Street
Harrisburg, Pa.
(717) 787-2607

* Commission members are appointed by the Governor.

PART III
Appellate Court
Case Volume

STATISTICAL REPORT
SUPREME COURT OF PENNSYLVANIA
1973 - 1977

OFFICE OF PROTHONOTARY

24

<u>YEAR</u>	<u>DISTRICT</u>	<u>NO. APPEALS FILED</u>	<u>NO. DAYS COURT HEARD CASES</u>	<u>NO. CASES ARGUED</u>	<u>NO. CASES SUBMITTED</u>	<u>NO. CASES OPINIONS FILED</u>	<u>PETITIONS WITH M.P. NUMBERS*</u>	<u>PETITIONS FOR ALLOCATUR</u>	<u>ALLOCATUR PETITIONS GRANTED</u>
1973	Eastern	523	36	237	72	406	854	435	38
	Western	169	11	117	21	149	173	175	30
	Middle	<u>48</u>	<u>3</u>	<u>18</u>	<u>6</u>	<u>47</u>	<u>77</u>	<u>37</u>	<u>10</u>
	TOTAL	740	50	372	99	602	1,104	647	78
1974	Eastern	598	43	352	80	457	1,079	474	79
	Western	218	9	98	17	139	208	197	26
	Middle	<u>67</u>	<u>4</u>	<u>40</u>	<u>8</u>	<u>37</u>	<u>120</u>	<u>53</u>	<u>3</u>
	TOTAL	883	56	490	105	633	1,407	724	108
1975	Eastern	605	32	246	83	389	1,026	552	52
	Western	156	10	88	17	137	304	252	32
	Middle	<u>67</u>	<u>3</u>	<u>28</u>	<u>5</u>	<u>35</u>	<u>70</u>	<u>64</u>	<u>6</u>
	TOTAL	828	45	362	105	561	1,400	868	90
1976	Eastern	600	27	194	82	405	817	582	132
	Western	166	8	75	28	127	290	275	36
	Middle	<u>64</u>	<u>4</u>	<u>38</u>	<u>7</u>	<u>51</u>	<u>88</u>	<u>49</u>	<u>10</u>
	TOTAL	830	39	307	117	583	1,195	906	178
1977	Eastern	555	22	176	69	309	689	522	87
	Western	208	8	74	15	110	317	264	25
	Middle	<u>60</u>	<u>4</u>	<u>33</u>	<u>12</u>	<u>54</u>	<u>84</u>	<u>58</u>	<u>6</u>
	TOTAL	823	34	283	96	473	1,090	844	118

* Petitions with M.P. numbers filed in *Miscellaneous & Appeal Dockets*.

STATISTICAL REPORT
SUPERIOR COURT OF PENNSYLVANIA
1973 - 1977

OFFICE OF PROTHONOTARY


YEAR	DISTRICT	NO. APPEALS FILED	NO. PETITIONS FILED (incl. Misc. Docket)	NO. DAYS COURT HEARD CASES	NO. CASES ORAL ARGUMENT	NO. CASES SUBMITTED ON BRIEFS	NO. CASES OPINIONS FILED
1973	Philadelphia	2,017 ^a	3,334	30	534	357	853
	Harrisburg	104	119	2	27	28	60
	Pittsburgh	549	275	10	225	83	296
	TOTAL	2,670	3,728	42	786	468	1,209
1974	Philadelphia	1,500	3,726	28	522	715	861
	Harrisburg	165	319	2	29	44	74
	Pittsburgh	538	686	11	245	100	333
	TOTAL	2,203	4,731	41	796	859	1,268
1975	Philadelphia	1,986	4,078	25	538	692	960
	Harrisburg	130	169	1	31	56	78
	Pittsburgh	880	1,201	13	283	191	308
	TOTAL	2,996	5,448	39	852	939	1,346
1976	Philadelphia	2,463	4,690	26	594	846	1,053
	Harrisburg	163	283	1	25	52	71
	Pittsburgh	1,005	1,250	14	303	232	472
	TOTAL	3,631	6,223	41	922	1,130	1,596
1977	Philadelphia	2,500	4,542	26	573	606	1,041
	Harrisburg	252	234	3	75	84	120
	Pittsburgh	948	906	13	293	184	389
	TOTAL	3,700	5,682	42	941	874	1,550

(a) NOTE: as of 5/22/73—on Judgment of Sentence—1 appeal for as many indictments under the same term filed by Appellant.


STATISTICAL REPORT
COMMONWEALTH COURT OF PENNSYLVANIA
1973 - 1977

OFFICE OF PROTHONOTARY

CASES DOCKETED	<u>1973</u>	<u>1974</u>	<u>1975</u>	<u>1976</u>	<u>1977</u>
Original Jurisdiction	336	259	273	305	248
Appeals from Courts of Common Pleas	618	545	627	668	671
Direct Administrative Appeals	823	888	1,026	1,429	1,706
Transfers from Other Courts	<u>27</u>	<u>21</u>	<u>42</u>	<u>34</u>	<u>39</u>
Total Actions Filed	1,804	1,713	2,027	2,436	2,664
 DISPOSITION					
Cases listed for argument	751	910	1,128	1,122	1,012
Cases argued	551	687	870	688	594
Continued to future list	46	65	47	97	98
Continued generally			24	11	9
Withdrawn or Discontinued	109	100	187	105	50
Remanded, Transferred or Dismissed			45	35	14
Dismissed for lack of prosecution	45	58	33	11	30
Stricken from List				20	14
 NUMBER OF DAYS OF ARGUMENT COURT					
Number of evidentiary hearings, original jurisdiction cases and de novo hearings in direct administrative appeals	51	53	50	48.5	40.5
Number of Opinions handed down involving Current and Prior Year Cases	215	302	263	176	153
Cases Argued Before Court En Banc	494	731	821	760	691
Cases Argued Before Panel of Judges	365	342	440	248	191
Cases Consolidated as One Argument	186	345	430	440	403
Cases Submitted on Briefs				122	169
				31	34



PART IV
Common Pleas
Courts
Judicial Case
Volume



PART IV
COURTS OF COMMON PLEAS
JUDICIAL CASE VOLUME

COMMENT ON STATISTICS

"The government is very keen on amassing statistics. They collect them, add them, raise them to the nth power, take the cube root and prepare wonderful diagrams. But you must never forget that every one of these figures comes in the first instance from the village watchman, who just puts down what he damn pleases."

Sir Josiah Stamp

No business of any size could hope to function without complete statistical reports and audits of its activities. Every business has an accounting department for the purpose of supplying information. Similarly, no judicial system can expect to function properly without the use of statistics. An adequate system can be used to make for a vigorous and scientific approach to and solution to problems of judicial administration. It is an important item for the improvement of the administration of justice. The statistics that are reported to the AOPC by court administrators, clerks of court, prothonotaries, judges, probation and family court personnel, secretaries, orphans' court personnel, and district justices are not an end in themselves. They are raw data which are subject to mathematical and statistical analyses for the purpose of refining them into useful information. With this information, policy can be adopted and decisions can be made, budgets can be prepared, and problem areas can be determined and subsequently resolved. But before the data are subjected to these analyses, they are subject to verification.

The AOPC has printed sets of instructions for filing the Common Pleas court statistical forms (AOPC Form 101, AOPC Form 102,

AOPC Form 103), the District Justice Statistical forms (AOPC Form 200) and docket transcript form (AOPC Form 501). Periodic audits to determine whether or not these guidelines are being followed are necessary if the various service systems of the AOPC are to be meaningful. Included in the service system are manpower forecasting, judicial assignments, case weighting, and, in the future, inferential statistical packages which enable the statistician to interpret trends which arise in judicial districts and cause case flow problems. All of these are predicated on accurate, valid and reliable statistics. Without these, the analyses are totally worthless. With the aids of electro data processing and the enlistment of mathematical operations research methods, it is possible to develop a highly sophisticated statewide information system capable of quickly analyzing all data, and concurrently, assisting the administration in all forms of decision-making processes.

Often too much is expected of statistics and the people who compile them. In order for statistics to have an impact on the goals of the judicial system, they must be credible. This credibility will often be strained for no other reason than personality problems. If there are several offices reporting their respective statistics within a courthouse, people are collecting differently and interpreting the output to meet their own needs. Some personnel are often inhibited from reporting certain types of information which may make their system look bad. Therefore, they present only data which put the court in a very good position. This type of reporting bias can lead to many serious problems, especially where the planning involved is based on these statistics.

Credible data can have a positive effect on the manner in which the court executive deals with his environment. Information gained from data enable the administrator to make decisions regarding the management of the court. The administrator can also use the data for the allocation of resources such as manpower, materials and funds. He can use it as an oversight tool to monitor judicial and non-judicial activities. Administrators in Pennsylvania are using the data for making statewide case volume comparisons for personnel or fiscal needs.

The information produced by the AOPC is only as good as the statistics we receive. The statistics we receive are only as good as the people who report them.

DATA ANALYSIS

The number of new cases filed in the courts of common pleas in 1977 was 288,878 for a

decrease of 1.13 percent under 1976 figures. Case filings per authorized judgeship were 1,013 in 1977. This statistic represents a decrease of 12 cases per judge (Philadelphia Municipal Court is not included).

With the inclusion of the case volume of the Philadelphia Municipal Court*, the percentage decrease in filings and dispositions is more pronounced (-1.24 percent and -2.98 percent, respectively). Statewide inventory increased over 1976 by 1.5 percent. In the 1973-1977 period, common pleas court inventory increased by 8.81 percent. With the inclusion of Municipal Court (and its large inventory decrease) the statewide inventory increased by only 4.22 percent. The pending cases per judge (Common Pleas plus Municipal Court) for 1977 are 327. There are currently 285 Common Pleas and 22 Philadelphia Municipal Court judges.

COMMON PLEAS COURTS — Total Case Volume 1973-1977 *Municipal Court (added in italics)*

	<u>1973</u>	<u>1974</u>	<u>1975</u>	<u>1976</u>	<u>1977</u>	<u>Change (%) 1976-1977</u>	<u>Change (%) 1973-1977</u>
New Cases	243,315	263,359	290,757	292,186	288,878	-3,308 (-1.13)	45,563 (18.73)
	<i>271,621</i>	<i>292,035</i>	<i>322,510</i>	<i>324,156</i>	<i>320,124</i>	<i>-4,032 (-1.24)</i>	<i>48,503 (17.86)</i>
Dispositions	244,662	261,729	277,812	289,548	281,511	-8,037 (-2.79)	36,793 (15.05)
	<i>271,517</i>	<i>295,114</i>	<i>310,087</i>	<i>321,785</i>	<i>312,221</i>	<i>-9,564 (-2.98)</i>	<i>40,648 (14.98)</i>
Inventory	88,882	89,195	96,597	95,332	96,617	+1,295 (+1.39)	7,795 (8.81)
	<i>96,429</i>	<i>93,770</i>	<i>100,855</i>	<i>99,015</i>	<i>100,472</i>	<i>+1,457 (+1.5)</i>	<i>4,043 (4.22)</i>

	<u>Pending Case (per judge)</u>	
	<u>1976</u>	<u>1977</u>
Common Pleas Courts	95,322 (335)	96,617 (339)
Common Pleas and Municipal Courts	99,015 (328)	100,472 (327)
Municipal Court Only	3,693 (218)	3,855 (175)

*The law trained judges of the Municipal Court of Philadelphia have jurisdiction to try without a jury certain classes of criminal offenses which are punishable by imprisonment of not more than five years, including some misdemeanors under the Motor Vehicle Code, with the right of appeal for de novo treatment, and jury trial if desired, in the Court of Common Pleas of Philadelphia County. There are currently 21 law trained Municipal Court judges.

COMMON PLEAS COURTS

JUDICIAL CASE VOLUME 1973-1977*

	NEW CASES						DISPOSITIONS					
	1973	1974	1975	1976	1977	% to Total	1973	1974	1975	1976	1977	% to Total
Criminal	56,995	60,638	70,895	68,227	63,045	(21.82)	57,492	60,420	64,938	66,408	58,606	(20.83)
Civil	19,293	19,597	19,959	21,127	21,307	(7.38)	20,478	19,134	18,629	20,652	20,987	(7.46)
Arbitration	27,782	27,812	28,902	29,544	27,988	(9.69)	28,467	30,392	28,770	28,634	28,177	(10.01)
Divorce	33,957	35,465	38,313	39,339	39,953	(13.83)	33,593	33,621	36,332	38,878	40,183	(14.28)
Juvenile	27,094	35,120	39,882	37,084	35,614	(12.33)	27,483	33,990	38,350	38,145	34,201	(12.15)
Domestic Relations	37,614	41,806	47,841	51,496	50,885	(17.6)	36,927	42,133	46,237	51,551	50,124	(17.81)
Orphans' Court Audits	21,127	21,662	22,010	20,075	19,375	(6.71)	20,963	21,756	21,677	20,118	19,650	(6.97)
Post Conv. Appeals	547	778	734	970	846	(0.29)	500	594	728	838	743	(0.26)
Custody	2,224	2,605	3,138	3,831	4,915	(1.7)	2,069	2,538	2,977	3,751	4,619	(1.64)
Mental Health	5,505	5,655	5,697	6,628	8,741	(3.03)	5,412	5,575	5,679	6,706	8,639	(3.07)
Adoptions	6,641	6,860	6,874	6,760	7,072	(2.45)	6,578	6,688	6,860	6,770	7,054	(2.51)
Miscellaneous	4,536	5,631	6,512	7,105	9,167	(3.17)	4,700	4,888	6,635	7,097	8,528	(3.03)
TOTALS	243,315	263,359	290,757	292,186	288,878		244,662	261,729	277,812	289,548	281,511	

INVENTORY

	1973	1974	1975	1976	1977	% to Total
Criminal	27,853	26,804	27,238	23,038	23,511	(24.33)
Civil	18,486	18,949	20,279	17,178	21,074	(21.81)
Arbitration	17,720	15,140	15,272	16,182	15,993	(16.55)
Divorce	11,805	13,649	15,630	16,091	15,861	(16.41)
Juvenile	3,258	4,388	5,920	4,859	6,272	(6.49)
Domestic Relations	5,632	5,305	6,909	6,854	7,585	(7.85)
Orphans' Court Audits	1,490	1,396	1,719	1,676	1,401	(1.48)
Post Conv. Appeals	217	401	407	539	642	(0.66)
Custody	354	421	582	662	958	(0.99)
Mental Health	208	288	306	228	330	(0.34)
Adoptions	670	842	856	846	864	(0.89)
Miscellaneous	1,129	1,602	1,479	1,487	2,126	(2.2)
TOTALS	88,822	89,185	96,597	95,322	96,617	

*Does not include Philadelphia Municipal Court Statistics

Criminal Case Volume Common Pleas Court criminal case filings and dispositions decreased sharply under 1976 figures (7.6 percent and 11.75 percent, respectively). Inventory rose slightly from 23,038 to 23,511 or 2.05 percent. All categories of criminal dispositions decreased, particularly Grand Jury Dismissals which were 69.7 percent fewer than in 1976. This is the result of most common pleas courts opting to abolish the indicting grand jury. Jury Waived and Guilty Plea dispositions decreased

by 13 percent and 10 percent respectively. Guilty Pleas comprised the largest percentage of dispositions (46 percent) while 18 percent of the case records indicated defendants admitted to the A.R.D. program and 15 percent of the cases were nolle prossed. As more courts abolished the Grand Jury, dispositions dropped from 2 percent of all dispositions to 0.6 percent. The five-year criminal disposition breakdown is as follows:

Disposition of Criminal Cases by Category 1973-1977

(Percent in parentheses)

	1973	1974	1975	1976	1977	Change 1976/77
Guilty Pleas	23,874 (41%)	27,751 (46%)	30,560 (47%)	29,811 (45%)	26,783 (46%)	-3,028
Trial by Jury	2,738 (5%)	2,937 (5%)	3,490 (5%)	3,272 (5%)	3,127 (5%)	-145
Jury Waived	11,257 (20%)	7,848 (13%)	8,005 (12%)	7,071 (11%)	6,143 (10.5%)	-928
Nol Pros	9,076 (16%)	8,891 (14.5%)	8,410 (13.5%)	10,090 (15%)	8,873 (15%)	-1,217
A.R.D.	4,265 (7%)	6,556 (11%)	8,662 (13%)	10,834 (16%)	10,553 (18%)	-281
Grand Jury	3,454 (6%)	2,973 (5%)	3,125 (5%)	1,249 (2%)	379 (.6%)	-870
Rule 1100	—	—	—	784 (1%)	441 (.7%)	-343
Disposition in lieu of Trial	—	321 (.5%)	257 (.5%)	232 (.35%)	161 (.2%)	-71
Other	2,828 (5%)	3,127 (5%)	2,469 (4%)	3,065 (4.65%)	2,146 (4%)	-919
Total	57,492	60,404	64,938	66,408	58,606	-7,802

Civil Case Volume The increases in civil case filings and dispositions were relatively small in 1977 (0.85 percent and 1.62 percent, respectively). However, inventory jumped to its highest figure ever since the statistics were collected. The 21,074 pending cases represent a 22.68 percent increase over 1976. Settlements continue to be the dominant type of disposition although they comprise 6 percent less of total dispositions in 1977. Cases settled before verdict increased from 8 percent to 13 percent while "other" dispositions increased from 8 percent to 14 percent in the 1976-77 period. The percentage increase in the latter disposition

category was the result of AOPC field audits, cases removed and an inventory of civil court cases.

Domestic Relations While misdemeanor and felony case filings and dispositions typically represent the highest percentage of statewide totals (approximately 22 percent and 21 percent, respectively), domestic relations cases account for the second most active category of common pleas cases. In 1977, domestic relations accounted for 17.6 percent of all filings and 17.8 percent of all dispositions, while comprising 7.85 percent of total inventory.

Disposition of Civil Cases by Category 1973-1977

(Percent of Total in Parentheses)

	<u>1973</u>	<u>1974</u>	<u>1975</u>	<u>1976</u>	<u>1977</u>	<u>Change 1976/77</u>
Non-Jury	2,157 (11%)	2,353 (12%)	2,173 (12%)	3,807 (19%)	3,336 (16%)	-471
Jury Verdict	1,905 (9%)	1,857 (10%)	1,821 (10%)	1,952 (9%)	1,839 (9%)	-113
Hearing-Settled	1,241 (6%)	1,075 (6%)	1,403 (8%)	1,515 (8%)	2,735 (13%)	+1,220
Settlement	9,662 (47%)	9,083 (47%)	9,371 (50%)	9,156 (44%)	7,984 (38%)	-1,172
Stricken	1,075 (5%)	959 (5%)	855 (4%)	1,007 (5%)	703 (3%)	-304
Transf. to Arb.	1,538 (8%)	1,532 (8%)	1,320 (7%)	1,482 (7%)	1,369 (7%)	-113
Other	2,935 (14%)	2,275 (12%)	1,626 (9%)	1,733 (8%)	3,021 (14%)	+1,288
TOTAL	<u>20,513</u>	<u>19,135</u>	<u>18,629</u>	<u>20,652</u>	<u>20,987</u>	<u>+335</u>

CHANGE 1976-1977

<u>Category</u>	<u>Filings</u>	<u>Dispositions</u>	<u>Inventory</u>
Criminal	-5,182 (-7.6%)	-7,802 (-11.75%)	+473 (+2.05%)
Civil	+180 (+0.85%)	+335 (+2.62%)	+3,896 (+22.68%)
Arbitration	-1,556 (-5.27%)	-457 (-1.6%)	-189 (-1.17%)
Divorce	+614 (+1.56%)	+1,305 (+3.36%)	-230 (-1.43%)
Juvenile	-1,470 (-3.96%)	-3,944 (-10.34%)	+1,413 (+29.08%)
Domestic Relations	-641 (-1.24%)	-1,427 (-2.77%)	+731 (+10.67%)
Orphans' Court	-700 (-3.49%)	-468 (-2.47%)	-275 (-14.74%)
Post Conv. Appeals	-124 (-12.78%)	-95 (-11.34%)	+103 (+19.11%)
Custody	+1,084 (+28.3%)	+868 (+23.14%)	+296 (+44.71%)
Mental Health	+2,113 (+31.88%)	+1,933 (+28.82%)	+102 (+44.74%)
Adoptions	+312 (+4.62%)	+284 (+4.19%)	+18 (+2.13%)
Miscellaneous	<u>+2,062 (+29.02%)</u>	<u>+1,431 (+20.16%)</u>	<u>+639 (42.97%)</u>
TOTALS	-3,308 (-1.13%)	-8,037 (-2.79%)	+1,295 (+1.35%)

Status of Undisposed Criminal Cases In 1976, there were 23,038 undisposed criminal cases by years-end. This figure has increased by 473, or 2.05 percent. These cases are broken down into three categories: pending information (or

indictment, where a Grand Jury still exists), pending trial, and pending sentence. There has been a slight shift in 1977 status, mostly in the direction of the last category. The following table shows the 1976-77 comparison:

<u>STATUS</u>	<u>1976</u>	<u>1977</u>
Pending Info./Ind.	5,678 (24.65%)	6,063 (25.79%)
Pending Trial	13,743 (59.65%)	13,218 (56.22%)
Pending Sentence	3,617 (15.7%)	4,230 (17.99%)
	<u>23,038</u>	<u>23,511</u>

The following table shows a county-by-county breakdown of the status of criminal inventories accompanied by its percent to total

within each county. This allows a comparison between each county percentage and the statewide percentages.

INVENTORY OF CRIMINAL DEFENDANT RECORDS

(As of December 31, 1977)

	<u>Pending Information Indictments</u>	<u>%</u>	<u>Pending Trial</u>	<u>%</u>	<u>Pending Sentence</u>	<u>%</u>	<u>TOTAL</u>
Adams	31	(26%)	66	(55%)	22	(19%)	119
Allegheny	754	(27%)	1,150	(55%)	496	(18%)	2,760
Armstrong	43	(32%)	75	(55%)	18	(13%)	136
Beaver	47	(25%)	108	(57%)	35	(18%)	190
Bedford	88	(56%)	64	(40%)	6	(4%)	158
Berks	174	(27%)	294	(45%)	183	(28%)	651
Blair	150	(45%)	116	(34%)	70	(21%)	336
Bradford	53	(40%)	24	(18%)	57	(42%)	134
Bucks	289	(64%)	84	(18%)	82	(18%)	455
Butler	0	(0)	245	(86%)	38	(14%)	283
Cambria	78	(16%)	295	(63%)	95	(21%)	468
Cameron	0	(0)	7	(100%)	0	(0)	7
Carbon	4	(16%)	19	(76%)	2	(8%)	25
Centre	0	(0)	184	(83%)	39	(17%)	223
Chester	129	(14%)	702	(74%)	123	(12%)	954
Clarion	46	(42%)	61	(56%)	2	(2%)	109
Clearfield	12	(8%)	132	(92%)	0	(0)	144
Clinton	5	(12%)	17	(40%)	20	(48%)	42
Columbia	19	(12%)	69	(45%)	67	(43%)	155
Crawford	34	(25%)	61	(44%)	43	(31%)	138
Cumberland	105	(32%)	15	(5%)	212	(63%)	332
Dauphin	597	(52%)	482	(42%)	76	(6%)	1,155
Delaware	190	(14%)	785	(58%)	370	(28%)	1,345
Elk	33	(100%)	0	(0)	0	(0)	33
Erie	0	(0)	289	(87%)	43	(13%)	332
Fayette	119	(31%)	161	(42%)	107	(27%)	387
Forest	0	(0)	15	(100%)	0	(0)	15
Franklin	16	(17%)	71	(76%)	6	(6%)	93
Fulton	1	(25%)	0	(0)	3	(75%)	4
Greene	59	(68%)	27	(31%)	1	(1%)	87
Huntingdon	30	(41%)	4	(5%)	39	(54%)	73
Indiana	35	(19%)	145	(79%)	3	(2%)	183
Jefferson	20	(20%)	64	(64%)	16	(16%)	100

INVENTORY OF CRIMINAL DEFENDANT RECORDS

(As of December 31, 1977)

	<u>Pending Information Indictments</u>	<u>%</u>	<u>Pending Trial</u>	<u>%</u>	<u>Pending Sentence</u>	<u>%</u>	<u>TOTAL</u>
Juniata	6	(14%)	22	(52%)	14	(34%)	42
Lackawanna	125	(22%)	345	(60%)	108	(19%)	578
Lancaster	407	(59%)	243	(35%)	40	(6%)	690
Lawrence	39	(53%)	14	(19%)	21	(28%)	74
Lebanon	230	(48%)	170	(36%)	78	(16%)	478
Lehigh	19	(4%)	326	(63%)	174	(33%)	519
Luzerne	483	(85%)	71	(12%)	15	(3%)	569
Lycoming	39	(25%)	59	(38%)	57	(37%)	155
McKean	23	(53%)	16	(37%)	4	(9%)	43
Mercer	172	(62%)	62	(22%)	45	(16%)	279
Mifflin	40	(31%)	60	(47%)	27	(22%)	127
Monroe	11	(21%)	38	(72%)	4	(7%)	53
Montgomery	266	(20%)	994	(75%)	61	(5%)	1,321
Montour	0	(0)	21	(95%)	1	(5%)	22
Northampton	0	(0)	296	(73%)	108	(27%)	404
Northumberland	65	(18%)	212	(57%)	93	(25%)	370
Perry	20	(31%)	36	(55%)	9	(14%)	65
Philadelphia	0	(0)	2,268	(76%)	707	(24%)	2,975
Pike	0	(0)	35	(100%)	0	(0)	35
Potter	5	(16%)	21	(66%)	6	(18%)	32
Schuylkill	86	(24%)	151	(43%)	117	(33%)	354
Snyder	37	(59%)	23	(35%)	5	(8%)	65
Somerset	45	(24%)	121	(65%)	21	(11%)	187
Sullivan	6	(67%)	3	(33%)	0	(0)	9
Susquehanna	19	(30%)	16	(25%)	28	(45%)	63
Tioga	17	(12%)	125	(85%)	5	(3%)	147
Union	11	(31%)	15	(43%)	9	(26%)	35
Venango	50	(27%)	138	(73%)	0	(0)	188
Warren	13	(10%)	100	(74%)	23	(16%)	136
Washington	104	(27%)	229	(60%)	50	(13%)	383
Wayne	25	(11%)	182	(78%)	25	(11%)	232
Westmoreland	325	(48%)	330	(48%)	26	(4%)	681
Wyoming	5	(11%)	40	(85%)	2	(4%)	47
York	209	(40%)	245	(46%)	73	(14%)	527
STATEWIDE TOTAL	6,063	(25.8%)	15,218	(56.0%)	4,230	(18.0%)	23,511

STATISTICAL ANALYSES

CASE VOLUME PROJECTIONS

CORRELATION ANALYSIS

ACTIVITY ANALYSIS

Projection In the 1976 annual report, projections were made as to the number of dispositions to be expected for 1977. Projections were made on dispositions because it was felt that the number of dispositions rendered was independent of the number of cases filed. This was found to be untrue in at least one type of common pleas court activity. This is explained in a subsequent section of this report.

Projections were made for 1976 criminal and civil dispositions using a statistical technique known as "smoothing". In its simplest definition, data from past years (1972-1975) are used to make forecasts for each subsequent year. For example, 1972 data may be used as a forecast for 1973. The error between the actual and projected values are weighted, or "smoothed" each year that a forecast is made. The more data that is available, the smoother the projection, and the more reliable the forecasts become.

Unfortunately, four years of data allow little chance of making predictions which can be mentioned with any significant degree of confidence. The prediction errors for criminal dispositions averaged a surprisingly low 17.49 percent, ranging from a high error in the district

comprised of Columbia and Montour Counties (59.14 percent) and a low error in McKean County where 242 dispositions were forecast and 241 actually were rendered for an error of 0.49 percent. In civil cases, due to smaller volume and larger fluctuations among counties, the projections were not so accurate. The average error was 29.02 percent. The best projection was made for Centre County (120 projected, 121 actual, error of 0.826 percent). The worst projection was for Mercer County (152 projected, 75 actual, error of 102.6 percent).

In 1977, it was decided to use a different type of technique to make a five-year projection (1978-1982) for each county. With six years of data to work with, some trends begin to show within the counties, so a technique known as regression is used. This involves the development of a mathematical formula, which is based on past data, and is used to project into the future. The forecasts are for criminal and civil filings and hopefully will provide more accuracy with greater confidence than the "smoothing" method. Each year the projections will be revised to include an extra year of data. The five-year projections are as follows:

**COUNTY CRIMINAL AND CIVIL COURT
CASE VOLUME PROJECTIONS ON FILINGS 1978-1982**

	CRIMINAL					CIVIL				
	1978	1979	1980	1981	1982	1978	1979	1980	1981	1982
Adams	328	347	368	389	412	40	40	40	40	39
Allegheny	12,035	12,958	13,952	15,023	16,175	5,762	5,976	6,197	6,427	6,665
Armstrong	313	310	307	303	300	138	161	189	221	258
Beaver	1,313	1,433	1,552	1,672	1,792	351	375	400	425	450
Bedford	236	235	234	232	231	15	14.3	13.6	12.9	12.2
Berks	2,358	2,670	3,024	3,424	3,877	368.2	416.6	449.3	484.6	522.7
Blair	921	965	1,010	1,058	1,109	78.5	76.2	73.9	71.6	69.3
Bradford	344	358	373	388	404	60.6	49.1	39.7	32.2	26.09
Bucks	1,462	1,347	1,232	1,118	1,003	614.2	593.1	572.8	553.2	534.2
Butler	850	927	1,011	1,103	1,203	169.2	171.7	174.8	177.9	181.0
Cambria	1,299	1,412	1,525	1,638	1,752	324	374.4	370.8	394.2	417.6
Cameron	45	47	49	52	54	11.78	12.8	13.9	15.1	16.5
Carbon	336	412	504	616	754	83.5	93.2	102.9	112.6	122.3
Centre	767	811	857	906	958	182	196	210	224	238
Chester	2,466	2,726	3,014	3,332	3,683	588.5	598.1	607.7	617.3	626.9
Clarion	305	330	354	379	403	93.5	108.4	123.3	138.2	153.1
Clearfield	394	384	375	365	356	110.5	102.8	95.1	87.4	79.7
Clinton	274	289	304	320	335	37.5	34.3	31.1	27.9	24.7
Columbia	340	345	351	356	362	40.7	33.2	27.1	22.1	18.1
Crawford	839	942	1,058	1,187	1,332	126.5	139.8	153.1	166.4	179.7
Cumberland	1,105	1,147	1,190	1,232	1,275	124.5	102.3	80.1	57.9	35.7
Dauphin	2,695	2,947	3,221	3,522	3,851	419.4	462.5	510.1	562.5	620.4
Delaware	4,566	5,165	5,844	6,612	7,480	739.7	805.6	877.5	955.8	1,041.1
Elk	156	165	173	182	191	84.5	75.5	66.5	57.5	48.5
Erie	2,620	2,993	3,419	3,907	4,463	206.2	188.7	172.7	158.1	144.7
Fayette	1,436	1,718	2,054	2,456	2,937	249	273.5	298	322.5	347
Forest	46	44	43	41	40	35	38.4	41.8	45.2	48.6
Franklin	662	687	713	739	765	45	49.1	53.2	57.3	61.4
Fulton	97	102	107	111	116	9	10.4	11.8	13.2	14.6
Greene	752	988	1,298	1,704	2,239	26.5	20.2	13.9	7.6	1.3
Huntingdon	237	246	255	265	274	13.5	7.5	1.5	—	—
Indiana	896	1,125	1,412	1,773	2,226	82	87.1	92.2	97.3	102.4
Jefferson	394	472	564	675	808	27	26.9	26.8	26.7	26.6
Juniata	89	98	108	117	127	61.7	67.9	74.7	82.2	90.5

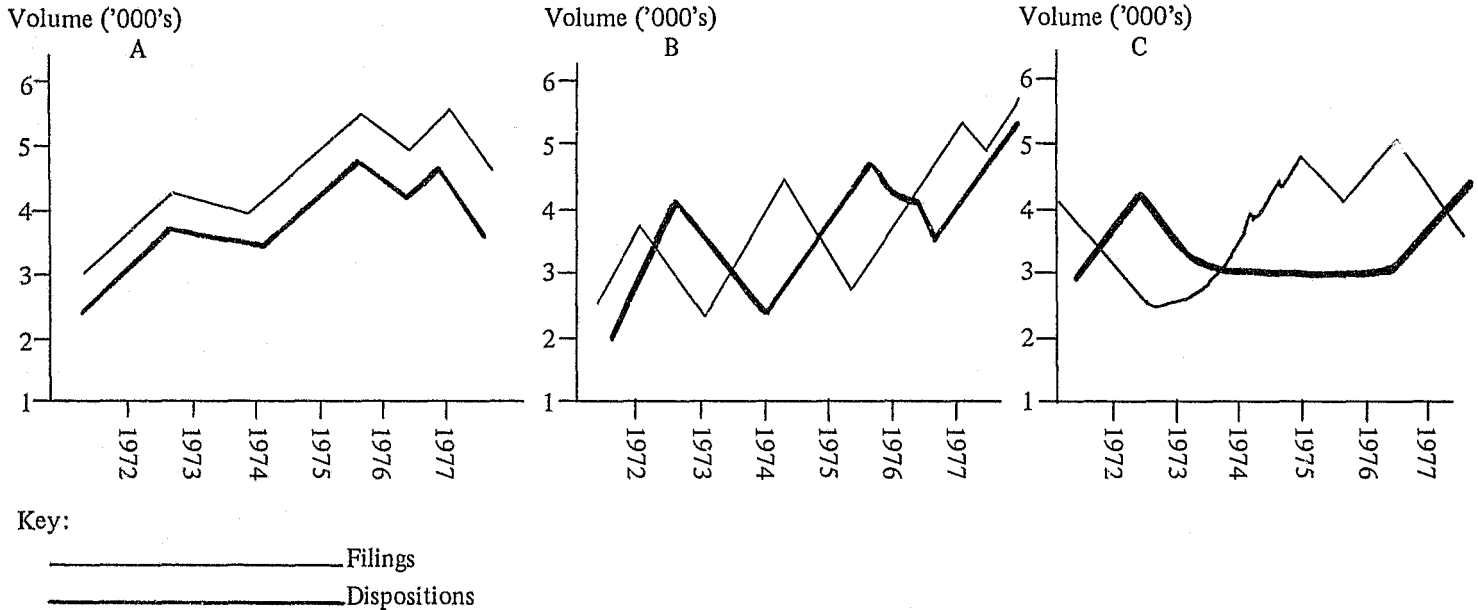
(Continued)

**COUNTY CRIMINAL AND CIVIL COURT
CASE VOLUME PROJECTIONS ON FILINGS 1978-1982**

	CRIMINAL					CIVIL				
	1978	1979	1980	1981	1982	1978	1979	1980	1981	1982
Lackawanna	928	989	1,054	1,124	1,198	506.5	538	569.5	601	632.5
Lancaster	3,582	3,897	4,240	4,613	5,018	166.5	178.9	191.3	203.7	216.1
Lawrence	643	760	898	1,060	1,252	166.5	192.5	218.5	244.5	270.5
Lebanon	702	753	807	866	929	56	43.1	30.2	17.3	4.4
Lehigh	1,963	2,212	2,492	2,808	3,164	448	504	567	637	717
Luzerne	1,875	2,082	2,289	2,496	2,703	1,179.5	1,355.5	1,531.5	1,707.5	1,883.5
Lycoming	837	865	894	924	955	154	162	169.7	177.8	186.3
McKean	227	234	241	249	256	86	102	120	142.8	169
Mercer	736	781	825	870	915	238.3	279.7	328.3	385.3	452.2
Mifflin	151	113	85	64	48	48.5	55.7	62.9	70.1	77.3
Monroe	363	385	409	433	460	87	86	86	85.9	85.5
Montgomery	4,203	4,345	4,493	4,645	4,803	1,155.7	1,169.3	1,183.2	1,197.2	1,211.4
Montour	47	47	47	47	48	7.7	5.2	3.6	2.4	1.7
Northampton	1,278	1,400	1,534	1,681	1,842	500	529.7	559.4	589.1	618.8
Northumberland	586	611	637	664	693	60.6	68	76.3	85.6	96
Perry	356	458	588	756	972	67	77.4	87.8	98.2	108.6
Philadelphia	8,710	8,528	8,347	8,166	7,984	3,447	3,257	3,078	2,908	2,748
Pike	72	79	85	92	99	18.3	14.7	11.9	9.6	7.7
Potter	168	191	213	236	259	22.5	21.6	20.7	19.8	18.9
Schuylkill	901	965	1,033	1,106	1,184	89	69.1	49.2	29.3	9.4
Snyder	112	109	107	105	103	69.5	79	88.5	98	107.5
Somerset	421	440	459	480	501	158.5	171.5	184.5	197.5	210.5
Sullivan	39	39	40	40	40	11	11.6	12.2	12.8	13.4
Susquehanna	126	130	134	138	142	79.4	104.4	137.3	180.6	237.5
Tioga	360	381	402	425	449	57	68.5	80	91.5	103
Union	75	70	66	62	58	37	42.3	47.6	52.9	58.2
Venango	288	296	303	311	319	30	27.4	24.8	22.2	19.6
Warren	418	456	495	533	571	28.5	26.9	25.3	23.7	22.1
Washington	1,159	1,190	1,221	1,252	1,283	185.9	190.5	195.2	200.1	205.1
Wayne	141	137	134	131	127	57.5	60.1	62.7	65.3	67.9
Westmoreland	2,431	2,722	3,048	3,413	3,823	1,057.6	1,211.5	1,387.7	1,589.5	1,820.6
Wyoming	150	158	166	174	183	23	25.8	28.6	31.4	34.2
York	1,691	1,700	1,708	1,716	1,725	295	305.9	316.8	327.7	338.6

Correlation Analysis In an attempt to extrapolate some measure of association between case filings and dispositions, a statistical technique known as correlation analysis is employed. The end result in the analysis is a single figure known as the correlation coefficient. The coefficient is simply a number which is used to measure the degree to which two variables (filings and dispositions) are related, that is, do they move in the same direction, opposite directions or totally independent of each other. Numerically, the

coefficient varies from +1 to -1. A coefficient of +1 means that if one variable increases or decreases, the second variable behaves in exactly the same manner; this is called perfect positive correlation. A coefficient of -1 (perfect negative correlation) indicates that the two variables behave in opposition to each other, i.e. as one increases, the other decreases, and vice versa. A coefficient of zero indicates no correlation. Graphical examples are provided below:



Criminal	(.8998)	Orphans' Court	(.9942)
Civil	(.36)	Post Conv. Appeals	(.8436)
Arbitration	(-.5138)	Custody	(.9955)
Divorce	(.9671)	Mental Health	(.9947)
Juvenile	(.9868)	Adoptions	(.9438)
Domestic Relations	(.9929)	Miscellaneous	(.94)

In Graph A, (perfect positive correlation), filings and dispositions move parallel to each other. In Graph B, (perfect negative correlation), each time filings increase (or decrease), dispositions decrease (or increase). In Graph C, a totally random picture is discerned, i.e., one variable apparently "moves" without regard for the direction taken by the other variable, indicating a correlation close to zero.

The numbers +1 and -1 are only the extreme values. The correlation coefficient may take on any value in between (perfect positive or negative correlations are rare). Coefficients were calculated for all common pleas court judicial case volume categories using annual data on statewide filings and dispositions from 1972 to 1976. These are as follows:

Criminal	(.898)
Civil	(.36)
Arbitration	(-.5138)
Divorce	(.9671)
Juvenile	(.9868)
Domestic Relations	(.9929)
Orphans' Court	(.9942)
Post Conv. Appeals	(.8436)
Custody	(.9955)
Mental Health	(.9947)
Adoptions	(.9438)
Miscellaneous	(.94)

Only one negative coefficient is shown. From 1972-1976, arbitration filings increased from 27,895 to 29,544. Dispositions decreased from 29,756 to 28,634. With the exception of civil cases, all other categories showed a very high positive correlation. Filings for the five-year period increased in all categories and dispositions increased accordingly. The

correlation for civil was positive but the low figure of 0.36 indicated that the association between filings and dispositions is weak.

Activity Analysis In discussing inventory changes over a period of years, it often helps to know not only the association between filings and dispositions but also absolute numbers, i.e., how do filings and dispositions compare? For the six-year period 1972-1977, filings and dispositions were compared for criminal, civil, juvenile and domestic relations cases. The comparison involved calculating the percentage by which filings exceed (or trailed) dispositions for each category in each year for each judicial district. There will be six percentages calculated for each district and each category from which an average is calculated. Accompanying the activity changes will be the inventory change from 1972 to 1977.

An example may help to clarify the above:

Adams County Criminal:	<u>1972</u>	<u>1973</u>	<u>1974</u>	<u>1975</u>	<u>1976</u>	<u>1977</u>
Filings	252	217	313	287	270	342
Dispositions	213	207	279	272	263	299
Percentage Diff.	18.31%	4.83%	12.19%	5.51%	2.66%	14.38%

Average difference in percentage: 9.62%

During this time, the inventory increased from 80 in 1972 to 119 in 1977, a not-too-unusual circumstance considering the above percentage. These same calculations were done for all districts for all four categories of cases. In instances where dispositions were greater than filings, a negative percentage would result. These were added in and served to reduce the average percentage. In some cases, the average itself turned out to be negative indicating that a decrease in inventory may have taken place. This was not always the case. For example, in Schuylkill County, civil dispositions exceed filings, by over 12 percent, yet inventory increased from 0 to 12. The same situation

holds true for Greene County Juvenile, Lawrence County Juvenile, Lancaster County Domestic Relations, and others.

Just the opposite is not exempt from occurrence. Filings exceed dispositions; however, inventory still decreases. A prime example is Allegheny County's criminal caseload. Filings exceeded dispositions by almost 10 percent, yet inventory decreased by 3,388 cases. Some reasons for the illogical turn of events may be adjustments (not reported as dispositions), changes in reporting procedure, or large fluctuations in annual volume.

The district-by-district breakdown is as follows:

COURTS OF COMMON PLEAS*
JUDICIAL CASE VOLUME 1972-1977


Jurisdictions	CRIMINAL		CIVIL		JUVENILE		DOMESTIC RELATIONS	
	Percentage of Filings over Dispositions	Year-end Inventory 1972-1977	Percentage of Filings over Dispositions	Year-end Inventory 1972-1977	Percentage of Filings over Dispositions	Year-end Inventory 1972-1977	Percentage of Filings over Dispositions	Year-end Inventory 1972-1977
Adams	9.625%	80-119	14.1%	27-26	1.665%	5-16	5.317%	17-41
Allegheny	9.878	6,148-2,760	21.588	5,289-6,806	1.7	494-901	1.221	252-1,162
Armstrong	13.08	111-136	21.836	43-78	1.99	0-2	-0.443	7-0
Beaver	-0.388	491-190	-1.078	79-84	0.9367	17-37	-0.048	35-34
Bedford	7.018	81-158	6.538	32-28	-0.69	5-7	5.013	51-110
Berks	39.66	485-651	-4.453	85-71	1.798	2-45	-0.0167	12-34
Blair	18.35	744-336	39.8	85-130	32.95	373-275	2.215	66-177
Bradford	21.02	139-136	6.92	92-45	-12.458	130-6	0.053	0-7
Bucks	1.467	1,953-455	22.276	498-653	34.648	188-497	-18.711	326-235
Butler	8.24	151-283	16.733	94-199	0.1517	7-7	2.613	38-132
Cambria	13.2	394-468	6.846	60-81	-20.036	23-14	0.235	155-20
Cameron-Elk	2.217	33-40	-0.5933	66-26	0.4117	0-2	1.718	18-33
Carbon	8.43	54-25	12.82	8-25	0.3517	0-5	3.065	11-65
Centre	15.48	132-223	18.475	10-0	-1.0	0-0	-0.731	14-3
Chester	35.03	2,316-954	-2.321	445-185	-0.9283	24-17	-3.241	725-404
Clarion	16.55	141-109	20.496	47-52	7.95	31-40	28.111	46-136
Clearfield	8.3	102-144	-3.41	79-34	-8.0	95-72	-5.685	74-39
Clinton	8.45	89-42	43.9	33-37	-37.723	1-5	0	0-0
Columbia-Montour	14.83	20-177	8.25	21-59	3.34	1-13	2.53	3-21
Crawford	7.17	225-138	-0.0567	17-7	0	0-0	-3.045	39-5
Cumberland	13.19	196-332	6.985	55-36	0	0-0	-0.43	2-0
Dauphin	7.45	521-1,155	2.263	36-56	8.471	39-144	0	0-0
Delaware	26.628	1,625-1,345	25.66	552-588	7.5	175-568	3.44	266-62
Erie	24.22	579-332	4.555	174-81	2.176	175-64	2.66	12-166
Fayette	3.48	659-387	28.093	194-226	1.121	0-13	0.4217	40-16
Forest-Warren	10.23	110-151	19.9	46-23	-2.333	4-0	-0.766	20-0
Franklin-Fulton	-1.76	278-97	38.53	49-32	-0.9083	42-8	-3.461	32-9
Greene	11.96	55-87	16.918	16-15	-2.701	9-25	2.72	40-48
Huntingdon	9.78	92-73	-0.9583	5-8	-3.571	0-0	-3.635	19-0
Indiana	6.92	147-183	-0.228	65-66	0.33	4-9	-3.348	19-0

*Does not include Municipal Court Statistics

COURTS OF COMMON PLEAS*
JUDICIAL CASE VOLUME 1972-1977

Jurisdictions	CRIMINAL		CIVIL		JUVENILE		DOMESTIC RELATIONS	
	Percentage of Filings over Dispositions	Year-end Inventory 1972-1977	Percentage of Filings over Dispositions	Year-end Inventory 1972-1977	Percentage of Filings over Dispositions	Year-end Inventory 1972-1977	Percentage of Filings over Dispositions	Year-end Inventory 1972-1977
Jefferson	7.03	113-106	33.891	19-43	0.18	1-1	9.133	26-51
Juniata-Perry	5.97	34-107	37.765	71-140	16.056	8-51	17.466	52-171
Lackawanna	49.83	417-578	13.998	315-150	0	0-0	5.071	3-11
Lancaster	7.04	902-690	2.246	92-113	-7.593	182-11	-5.92	30-105
Lawrence	23.26	170-74	2.56	53-64	-1.688	2-12	1.253	0-18
Lebanon	16.7	175-478	11.888	15-58	0.4283	0-5	6.538	15-249
Lehigh	14.54	410-519	6.915	132-22	-0.14	2-9	-2.345	22-20
Luzerne	20.01	185-569	-7.746	1,149-343	0.48	9-17	0.5917	9-2
Lycoming	20.36	339-155	29.076	188-107	1.611	179-6	2.305	28-91
McKean	11.22	31-43	3.216	36-86	55.211	4-121	24.016	16-192
Mercer	11.87	217-279	21.79	91-199	-0.05	0-1	0.1183	4-2
Mifflin	9.73	89-127	11.49	15-22	5.871	0-18	1.391	27-9
Monroe-Pike	16.45	116-88	3.316	79-58	1.001	11-10	-0.35	73-73
Montgomery	7.31	2,030-1,321	18.118	559-931	-0.2017	34-37	0.5167	297-472
Northampton	6.53	508-404	16.608	139-100	0	0-0	0.8417	34-58
Northumberland	44.43	310-370	21.12	34-44	-4.751	8-6	-6.44	5-2
Philadelphia	1.0	5,578-2,975	6.281	7,433-6,924	2.853	1,062-2,971	2.103	1,517-2,468
Potter	4.81	38-32	19.211	19-13	-3.451	26-3	4.243	35-0
Schuylkill	11.66	498-354	-12.241	0-12	-8.67	62-27	-0.333	6-8
Snyder-Union	8.97	189-100	22.61	70-47	-4.656	28-27	2.713	37-66
Somerset	23.05	128-187	34.698	105-162	-5.183	17-5	-6.0	30-0
Sullivan-Wyoming	4.05	65-56	-0.2967	11-9	4.178	2-14	-1.145	6-15
Susquehanna	19.79	0-63	35.531	25-100	8.111	6-22	3.985	4-34
Tioga	13.34	61-147	11.48	5-10	3.235	25-25	-1.836	68-92
Venango	3.86	455-188	3.745	15-23	31.57	29-0	7.16	131-152
Washington	12.46	675-383	-0.095	133-147	7.33	36-13	4.941	45-71
Wayne	26.97	77-232	3.331	57-45	9.323	5-42	-4.12	26-18
Westmoreland	20.51	477-681	10.07	304-309	0.44	65-33	4.455	37-176
York	17.52	790-527	73.858	205-612	-6.243	0-0	0.825	23-0

*Does not include Municipal Court Statistics



**CASE VOLUME BY
JUDICIAL DISTRICT, 1977
FOLLOWS**

CRIMINAL CASE VOLUME

	PHILADELPHIA		ALLEGHENY	MONTGOMERY	DELAWARE	BUCKS	WESTMORELAND	LUZERNE	LANCASTER	BERKS	CHESTER	YORK	ERIE
	Common Pleas	Municipal											
AUTHORIZED JUDGESHIPS	81	22 ^a	39	12	12	9	6	7	4	5	6	5	5
1976 POPULATION:	1,817,100		1,501,400	633,200	586,400	468,600	381,400	343,900	345,200	305,900	296,800	288,800	275,000
CRIMINAL CASES													
Defendant Records Received	7976	31246 ^b	9282	3183	3032	3890	1298	1424	2248	1438	2044	1617	1748
Defendant Records Disposed	8738	30707	8015	3017	2648	3493	1079	1110	1866	1199	1583	1408	1807
by Guilty Pleas	3492	2008	2320	1800	1074	1214	384	757	1377	619	735	684	708
Tried by Jury	407	N/A	279	125	178	74	18	50	192	108	128	141	89
Jury Waived	2834	4090 ^c	1583	90	238	48	35	75	35	12	4	63	0
Nol Pros	1446	13688	1785	268	334	743	176	49	249	59	393	207	217
A.R.D.	457	10812	1768	626	786	1023	365	120	1	240	260	265	649
Disposition in lieu of trial	7	0	8	0	0	0	0	1	0	0	0	0	75
Rule 1100	53	0	1	38	4	118	7	0	6	11	27	14	0
Other "Dispositions"	40	0	271 ^a	70	34	273 ^a	94	58	6	150 ^a	36 ^a	34	69
Adjustments	177 ^a	-374 ^d	-1629 ^b	-282 ^a	866 ^a	-520 ^b	-137 ^a	13	522 ^a	191 ^b	-406 ^b	192 ^a	4
Grand Jury	1	0	0	0	0	0	0	53	0	0	0	0	0
1977 Inventory of Cases	2975	3858	2760	1321	1345	455	681	569	690	651	954	527	332
1976 Inventory of Cases	3561	3693	3122	1437	95	578	599	321	830	603	899	510	395
Inventory Change	-586	165	-362	-116	1250	-123	82	248	-140	48	55	17	-63
Trial Days	7594	1140 ^e	4501	857	675	655	224	189	545	518	353	408	127
Visiting Judges—Trial Days	35	0	658	147	225	13	0	55	47	216	25	0	0
Civil Cases (Trespass, Assumpsit, Equity & Misc.)													
New Cases Praeciped for Trial	4074		5132	1018	814	671	1005	920	172	235	702	319	397
Dispositions	3840		3777	1163	1040	460	1155	1268	171	215	671	109	391
by Non-Jury	293		973	106	79	144	18	75	22	90	269	46	59
Jury Verdict	245		294	225	57	34	15	116	32	42	80	30	73
Hearing — Settled	1871		253	111	19	9	32	48	2	8	0	1	61
Settlement	1256		1935	661	222	231	333	292	111	66	304	31	187
Stricken	175		33	60	1	37	4	7	4	4	18	0	11
Other "Dispositions"	0		289	0	662	5	753	730	0	5	0	1	0
Transfer to ARBITRATION	0		849	41	21	72	27	42	2	3	29	11	4
1977 Inventory of Cases	6924		6806	931	588	653	309	343	113	71	185	612	81
1976 Inventory of Cases	6690		6300	1117	835	514	486	733	114	54	183	413	79
Inventory Change	234		506	-186	-247	139	-177	-390	-1	17	2	199	2
Trial Days	2767		2032	563	266	198	55	279	73	137	138	303	109
Visiting Judges—Trial Days	0		5	145	152	15	0	6	0	158	9	0	0

* U.S. Department of Commerce, Bureau of the Census, 1976 (Provisional) Estimates of Population.

AND CIVIL BY COUNTY

LEHIGH	LACKAWANA	DAUPHIN	NORTHAMPTON	WASHINGTON	BEAVER	CAMBRIA	SCHUYLKILL	CUMBERLAND	FAYETTE	BLAIR	BUTLER	MERCER	LYCOMING	FRANKLIN/ FULTON	LAWRENCE
5	5	6	4	5	5	4	5	2	4	2	2	2	2	2	2
265,300	235,200	224,700	224,600	214,500	209,000	189,100	159,200	171,400	155,700	133,800	140,000	128,300	115,300	120,600	105,000
1473	763	2160	1063	1188	719	1003	797	1049	862	634	750	542	639	548	353
1518	524	1788	1002	1086	805	915	616	930	833	624	624	565	653	798	249
916	218	884	438	569	340	407	272	579	429	373	292	276	434	445	146
119	16	55	74	7	91	25	40	42	61	30	35	99	58	37	34
29	1	165	39	8	73	67	43	34	6	104	2	28	41	15	0
193	131	99	99	134	164	195	67	188	157	72	38	116	5	78	23
190	139	527	214	348	98	185	192	0	154	17	211	1	82	164	39
11	11	0	0	0	9	0	0	0	10	0	0	0	6	1	0
9	1	9	9	6	4	2	0	3	10	4	0	7	2	10	2
^a 51	7	49	129	14	26	34	2	^a 84	6	^a 24	^a 46	38	25	48	5
^b 153	0	-1	-3	-27	4	-12	-4	^b -143	-10	17	^b -153	0	-50	-1	-56
0	115	0	0	14	18	0	24	2	0	0	0	0	42	0	29
519	578	1155	404	383	190	468	354	332	387	336	283	279	155	97	74
717	454	784	346	322	290	392	201	358	368	309	310	302	261	348	55
-198	124	371	58	61	-100	76	153	-26	19	27	-27	-23	-106	-251	19
347	115	335	188	1227	149	321	147	87	696	283	67	145	96	109	87
77	7	0	0	201	45	30	0	26	9	14	19	0	30	0	12
285	563	419	447	241	318	321	121	154	158	121	222	132	180	38	83
249	375	400	395	147	304	347	118	144	137	45	176	75	409	41	60
92	98	217	34	59	111	191	9	22	6	0	34	2	23	5	0
11	57	56	32	12	27	28	29	17	7	15	33	8	33	0	13
11	103	13	12	1	14	73	4	8	6	0	15	0	9	4	1
79	113	102	290	64	85	50	43	66	72	29	49	64	86	30	41
48	2	2	25	11	52	2	23	24	40	1	0	1	12	1	5
8	2	10	2	0	15	3	10	7	6	0	45	0	246	1	0
20	15	6	37	15	13	1	3	4	19	7	7	8	6	1	0
22	550	56	100	147	84	81	0	36	226	130	199	199	107	32	64
6	377	43	85	68	83	108	0	30	224	61	160	150	342	36	41
16	173	13	15	79	1	-27	0	6	2	69	39	49	-235	-4	23
138	268	200	144	42	169	267	58	59	36	175	154	37	53	131	28
0	5	0	25	0	3	26	0	30	0	1	73	1	12	0	0

CRIMINAL CASE VOLUME

	PHILADELPHIA		ALLEGHENY	MONTGOMERY	DELAWARE	BUCKS	WESTMORELAND	LUZERNE	LANCASTER	BERKS	CHESTER	YORK	ERIE
	Common Pleas	Municipal											
AUTHORIZED JUDGESHIPS	81	22 ^a	39	12	12	9	6	7	4	5	6	5	5
1976 POPULATION:	1,817,100		1,501,400	633,200	586,400	468,600	381,400	343,900	345,200	305,900	296,800	288,800	275,000
CRIMINAL CASES													
Defendant Records Received	7976	31246 ^b	9282	3183	3032	3890	1298	1424	2248	1438	2044	1617	1748
Defendant Records Disposed	8738	30707	8015	3017	2648	3493	1079	1110	1866	1199	1583	1408	1807
by Guilty Pleas	3492	2008	2320	1800	1074	1214	384	757	1377	619	735	684	708
Tried by Jury	407	N/A	279	125	178	74	18	50	192	108	128	141	89
Jury Waived	2834	4090 ^c	1583	90	238	48	35	75	35	12	4	63	0
Nol Pros	1448	13688	1785	268	334	743	176	49	249	59	393	207	217
A.R.D.	457	10812	1768	626	786	1023	365	120	1	240	260	265	649
Disposition in lieu of trial	7	0	8	0	0	0	0	1	0	0	0	0	75
Rule 1100	53	0	1	38	4	118	7	0	6	11	27	14	0
Other "Dispositions"	40	0	271 ^a	70	34	273 ^a	94	58	6	150 ^a	36 ^a	34	69
Adjustments	177 ^a	-374 ^d	-1629 ^b	-282 ^a	866 ^a	-520 ^b	-137 ^a	13	522 ^a	191 ^b	-406 ^b	192 ^a	4
Grand Jury	1	0	0	0	0	0	0	53	0	0	0	0	0
1977 Inventory of Cases	2975	3858	2760	1321	1345	455	681	569	690	651	954	527	332
1976 Inventory of Cases	3561	3693	3122	1437	95	578	599	321	830	603	899	510	395
Inventory Change	-586	165	-362	-116	1250	-123	82	248	-140	48	55	17	-63
Trial Days	7594	1140 ^b	4501	857	675	655	224	189	545	518	353	408	127
Visiting Judges—Trial Days	35	0	658	147	225	13	0	55	47	216	25	0	0
Civil Cases (Trespass, Assumpsit, Equity & Misc.)													
New Cases Praeciped for Trial	4074		5132	1018	814	671	1005	920	172	235	702	319	397
Dispositions	3840		3777	1163	1040	460	1155	1268	171	215	671	109	391
by Non-Jury	293		973	106	79	144	18	75	22	90	269	46	59
Jury Verdict	245		294	225	57	34	15	116	32	42	80	30	73
Hearing — Settled	1871		253	111	19	9	32	48	2	8	0	1	61
Settlement	1256		1935	661	222	231	333	292	111	66	304	31	187
Stricken	175		33	60	1	37	4	7	4	4	18	0	11
Other "Dispositions"	0		289	0	662	5	753	730	0	5	0	1	0
Transfer to ARBITRATION	0		849	41	21	72	27	42	2	3	29	11	4
1977 Inventory of Cases	6924		6806	931	588	653	309	343	113	71	185	612	81
1976 Inventory of Cases	6690		6300	1117	835	514	486	733	114	54	183	413	79
Inventory Change	234		506	-186	-247	139	-177	-390	-1	17	2	199	2
Trial Days	2767		2032	563	266	198	55	279	73	137	138	303	109
Visiting Judges—Trial Days	0		5	145	152	15	0	6	0	158	9	0	0

* U.S. Department of Commerce, Bureau of the Census, 1976 (Provisional) Estimates of Population.

AND CIVIL BY COUNTY

LEHIGH	LACKAWANA	DAUPHIN	NORTHAMPTON	WASHINGTON	BEAVER	CAMBRIA	SCHUYLKILL	CUMBERLAND	FAYETTE	BLAIR	BUTLER	MERCER	LYCOMING	FRANKLIN/ FULTON	LAWRENCE
5	5	6	4	5	5	4	5	2	4	2	2	2	2	2	2
265,300	235,200	224,700	224,600	214,500	209,000	189,100	159,200	171,400	155,700	133,800	140,000	128,300	115,300	120,600	105,000
1473	763	2160	1063	1188	719	1003	797	1049	862	634	750	542	639	548	353
1518	524	1788	1002	1086	805	915	616	930	833	624	624	565	653	798	249
916	218	884	438	569	340	407	272	579	429	373	292	276	434	445	146
119	16	55	74	7	91	25	40	42	61	30	35	99	58	37	34
29	1	165	39	8	73	67	43	34	6	104	2	28	41	15	0
193	131	99	99	134	164	195	67	188	157	72	38	116	5	78	23
190	139	527	214	348	98	185	192	0	154	17	211	1	82	164	39
11	11	0	0	0	9	0	0	0	10	0	0	0	6	1	0
9	1	9	9	6	4	2	0	3	10	4	0	7	2	10	2
^a 51	7	49	129	14	26	34	2	^a 84	6	^a 24	^a 46	38	25	48	5
^b 153	0	-1	-3	-27	4	-12	-4	^b -143	-10	17	^b -153	0	-50	-1	-56
0	115	0	0	14	18	0	24	2	0	0	0	0	42	0	29
519	578	1155	404	383	190	468	354	332	387	336	283	279	155	97	74
717	454	784	346	322	290	392	201	358	368	309	310	302	261	348	55
-198	124	371	58	61	-100	76	153	-26	19	27	-27	-23	-106	-251	19
347	115	335	188	1227	149	321	147	87	696	283	67	145	96	109	87
77	7	0	0	201	45	30	0	26	9	14	19	0	30	0	12
.285	563	419	447	241	318	321	121	154	158	121	222	132	180	38	83
249	375	400	395	147	304	347	118	144	137	45	176	75	409	41	60
.92	98	217	34	59	111	191	9	22	6	0	34	2	23	5	0
11	57	56	32	12	27	28	29	17	7	15	33	8	33	0	13
11	103	13	12	1	14	73	4	8	6	0	15	0	9	4	1
79	113	102	290	64	85	50	43	66	72	29	49	64	86	30	41
48	2	2	25	11	52	2	23	24	40	1	0	1	12	1	5
8	2	10	2	0	15	3	10	7	6	0	45	0	246	1	0
20	15	6	37	15	13	1	3	4	19	7	7	8	6	1	0
22	550	56	100	147	84	81	0	36	226	130	199	199	107	32	64
6	377	43	85	68	83	108	0	30	224	61	160	150	342	36	41
16	173	13	15	79	1	-27	0	6	2	69	39	49	-235	-4	23
138	268	200	144	42	169	267	58	59	36	175	154	37	53	131	28
0	5	0	25	0	3	26	0	30	0	1	73	1	12	0	0

CRIMINAL CASE VOLUME

	LEBANON	CENTRE	NORTHUMBERLAND	CRAWFORD	INDIANA	SOMERSET	ARMSTRONG	CLEARFIELD	COLUMBIA/ MONTGOMERY	VENANGO	BRADFORD	SNYDER/UNION	MONROE/PIKE	ADAMS
AUTHORIZED JUDGESHIPS	2	1	2	2	2	2	1	1	1	1	1	1	2	1
1976 POPULATION *	107,000	108,000	101,700	85,700	86,200	79,200	77,300	79,100	77,500	64,500	60,400	62,600	70,400	62,700
CRIMINAL CASES														
Defendent Records Received	550	602	462	513	414	334	297	321	311	266	307	151	405	342
Defendent Records Disposed	518	576	357	514	460	281	320	301	279	241	283	146	465	299
by Guilty Pleas	365	292	214	262	197	112	127	215	158	79	137	63	163	213
Tried by Jury	37	23	8	49	20	29	15	9	22	17	4	11	26	34
Jury Waived	4	55	0	22	44	16	3	0	6	1	5	3	145	5
Nol Pros	26	82	103	86	74	28	88	14	34	20	38	21	66	24
A.R.D.	78	101	30	86	105	73	86	53	23	118	61	25	24	13
Disposition in lieu of trial	0	10	0	0	0	1	0	1	0	0	0	1	0	0
Rule 1100	4	4	1	1	13	3	0	4	2	0	0	16	6	0
Other "Dispositions"	4	9	1	8	7	19	1	5	34	6	^a 38 ^b	6	35	10
Adjustments	0	-3	-48	-75	0	-68	-11	0	-25	-2	-145	-9	4	-6
Grand Jury	2	0	0	0	9	0	0	0	0	0	0	4	0	0
1977 Inventory of Cases	478	223	370	138	183	187	136	144	177	188	134	100	88	119
1976 Inventory of Cases	448	200	313	214	238	202	170	124	170	165	255	108	144	82
Inventory Change	30	23	57	-76	-55	-15	-34	20	7	23	-121	-8	-56	37
Trial Days	145	54	124	91	130	66	64	49	81	65	39	51	166	93
Visiting Judges -- Trial Days	2	28	1	0	2	0	32	20	0	0	0	1	2	21
Civil Cases (Trespass, Assumpsit, Equity & Misc.)														
New Cases Praeciped for Trial	45	167	57	81	71	129	81	69	71	38	97	71	133	46
Dispositions	52	148	42	98	57	102	81	65	69	34	85	98	116	46
by Non-Jury	3	39	5	44	4	5	3	3	8	1	17	15	15	23
Jury Verdict	10	8	14	11	7	7	9	8	10	8	12	3	13	7
Hearing -- Settled	0	5	0	1	4	0	2	0	0	1	5	1	3	5
Settlement	11	75	23	37	42	64	62	50	40	20	40	57	58	10
Stricken	7	9	0	0	0	1	2	4	0	0	5	1	5	1
Other "Dispositions"	21	12	0	5	0	25	3	0	11	4	6	21	22	0
Transfer to ARBITRATION	0	11	2	2	9	4	3	5	3	1	10	1	7	0
1977 Inventory of Cases	58	34	44	7	66	162	78	34	59	23	45	47	58	26
1976 Inventory of Cases	65	26	31	26	61	139	81	35	60	20	43	75	48	26
Inventory Change	-7	8	13	-19	5	23	-3	-1	-1	3	2	-28	10	0
Trial Days	69	40	82	40	30	41	60	26	22	29	42	25	153	52
Visiting Judges -- Trial Days	0	45	1	2	0	0	14	0	4	0	3	0	2	1

* U.S. Department of Commerce, Bureau of the Census, 1976 (Provisional) Estimate of Population.

NOTE: Footnotes at the end of chapter.

AND CIVIL BY COUNTY

FOREST/ WARREN	MCKEAN	CARBON	JUNIATA/ PERRY	MIFFLIN	CAMERON/ELK	JEFFERSON	BEDFORD	TIOGA	HUNTINGDON	CLARION	CLINTON	GREENE	SUSQUEHANNA	WAYNE	SULLIVAN/ WYOMING	POTTER
1	1	1	1	1	1	1	1	1	1	1	1	1	1	1	1	1
52,500	51,800	52,200	50,500	44,200	43,900	46,400	43,500	42,800	39,800	41,300	37,400	38,300	37,900	35,300	29,500	16,600
312	261	258	260	256	219	272	259	259	199	228	220	285	166	378	118	97
300	241	308	277	214	211	247	242	264	168	189	229	265	90	186	126	137
222	120	140	158	114	71	162	111	139	83	139	161	126	39	80	75	64
6	9	30	31	17	6	12	11	4	9	6	21	14	9	1	12	13
6	2	16	2	47	7	0	15	10	8	4	5	4	7	13	7	9
33	21	50	19	19	43	38	30	47	38	10	21	18	20	31	27	17
22	18	53	27	11	72	24	49	45	19	15	20	94	5	49	5	28
0	0	0	0	0	0	0	0	8	0	0	1	0	0	0	0	0
0	10	2	2	4	0	0	4	3	0	3	0	1	0	0	0	1
11	61	17	38	2	12	11	22	8	11	12 ^a	0	8	10	12	0	5
-10	-15	0	5	-1	5	-2	-2	-58	-18	-4	-10	-2	-5	-16	0	0
10	0	0	0	0	0	3	14	6	0	10	0	7	8	6	2	0
151	43	25	107	127	40	100	158	147	73	109	42	87	63	232	56	32
159	38	75	119	86	27	80	157	216	60	84	61	76	0	62	66	72
-8	5	-50	-12	41	13	20	1	-69	13	25	-19	11	63	170	-10	-40
30	61	41	112	90	56	42	118	54	86	35	41	55	43	7	25	34
0	2	13	6	1	3	1	1	12	0	4	1	3	10	0	1	3
55	68	75	75	36	62	39	29	30	20	91	57	55	89	66	26	16
123	91	55	73	28	83	16	21	28	20	60	38	36	41	84	31	15
1	1	18	14	0	14	1	0	4	6	0	2	0	2	5	1	5
5	0	8	8	7	12	4	0	1	5	10	7	1	6	13	1	3
0	1	2	5	0	0	0	0	1	2	1	1	0	1	0	3	2
116	77	26	45	14	57	7	12	22	5	15	23	24	7	40	11	2
1	0	0	1	7	0	4	0	0	0	34	2	0	0	1	14	1
0	12	1	0	0	0	0	9	0	2	0	3	11	25	25	1	2
2	0	8	6	0	5	1	0	2	2	6	0	13	0	2	0	1
23	86	29	138	22	26	43	28	10	8	52	37	15	100	45	9	13
93	109	17	142	14	52	21	20	10	10	27	18	9	52	65	14	13
-70	-23	12	-4	8	-26	22	8	0	-2	25	19	6	48	-20	-5	0
2	159	27	106	43	69	16	2	24	11	21	14	93	108	26	13	14
0	23	9	0	0	3	0	0	2	0	8	0	0	?	0	1	2

ARBITRATION, DIVORCE, JUVENILE, DOMESTIC CASE VOLUME

	PHILADELPHIA	ALLEGHENY	MONTGOMERY	DELAWARE	BUCKS	WESTMORELAND	LUZERNE	LANCASTER	BERKS	CHESTER	YORK	ERIE	LEHIGH
AUTHORIZED JUDGESHIPS	81	39	12	12	9	6	7	4	5	6	5	5	5
1976 POPULATION:*	1817,100	1501,400	633,200	586,400	468,600	381,400	343,900	345,200	305,900	296,800	288,800	275,000	265,300
ARBITRATION													
New Cases Added	8839	10244	1466	937	887	244	431	159	209	410	304	295	338
Dispositions	8985	9899	1504	839	1275	230	280	150	208	430	294	335	453
1977 Inventory of Cases	3261	8659	437	200	613	67	485	51	56	69	264	42	121
1976 Inventory of Cases	3407	8314	475	102	1001	53	334	42	55	89	254	82	236
Inventory Change	-146	345	-38	98	-388	14	151	9	1	-20	10	-40	-115
JUVENILE													
New Cases Added	18085	4562	766	1127	704	325	239	370	419	601	178	335	252
Dispositions	17205	4703	768	1169	515	339	239	408	387	598	178	271	251
1977 Inventory of Cases	2971	901	37	568	497	33	17	11	45	17	0	64	9
1976 Inventory of Cases	2091	1042	39	610	308	47	17	49	13	14	0	0	8
Inventory Change	880	-141	-2	-42	189	-14	0	-38	32	3	0	64	1
DOMESTIC RELATIONS													
New Cases Added	14526	7191	3375	2481	861	480	222	1847	535	686	1933	827	639
Dispositions	12858	7057	3516	3275	1802	440	230	1904	559	594	1936	663	636
1977 Inventory of Cases	2468	1162	472	62	235	176	2	105	34	404	0	166	20
1976 Inventory of Cases	800	1028	613	856	1176	136	10	162	58	312	3	2	17
Inventory Change	1668	134	-141	-794	-941	40	-8	-57	-24	92	-3	164	3
DIVORCE													
New Cases Added	7172	5076	1790	1397	1402	1025	846	1262	1081	980	1285	1029	763
Dispositions	6427	5119	1792	1476	1427	1051	855	1234	1092	972	1274	1088	1155
1977 Inventory of Cases	8815	487	893	519	310	50	275	154	37	19	525	52	163
1976 Inventory of Cases	8070	530	895	598	335	76	284	126	48	11	514	111	555
Inventory Change	745	-43	-2	-79	-25	-26	-9	28	-11	8	11	-59	-392
ORPHANS' COURT													
New Cases Added	6829	2928	769	485	367	795	421	375	560	207	338	650	279
Dispositions	6859	3063	769	497	401	787	445	367	596	208	340	647	268
1977 Inventory of Cases	52	243	0	91	18	171	114	105	10	7	7	4	41
1976 Inventory of Cases	82	378	0	103	52	163	138	97	46	8	9	1	30
Inventory Change	-30	-135	0	-12	-34	8	-24	8	-36	-1	-2	3	11
MISCELLANEOUS													
New Cases Added	4133	4763	2652	2314	1629	960	263	579	572	809	533	880	901
Dispositions	4102	4227	2594	2340	1483	908	283	623	597	795	525	841	879
1977 Inventory of Cases	298	1185	241	179	483	147	0	28	17	88	236	57	36
1976 Inventory of Cases	267	649	183	205	337	95	20	72	42	74	228	18	14
Inventory Change	31	536	58	-26	146	52	-20	-44	-25	14	8	39	22

* U.S. Department of Commerce, Bureau of the Census, 1976 (Provisional) Estimates of the Population.

Note: Footnotes at the end of chapter.

RELATIONS, ORPHANS' COURT AND MISCELLANEOUS BY COUNTY

LACKAWANA	DAUPHIN	NORTHAMPTON	WASHINGTON	BEAVER	CAMBRIA	SCHUYLKILL	CUMBERLAND	FAYETTE	BLAIR	BUTLER	MERCER	LYCOMING	FRANKLIN FULTON	LAWRENCE	LEBANON
5 235,300	6 224,700	4 224,600	5 214,500	5 209,000	4 189,100	5 159,200	2 171,400	4 155,700	2 133,800	2 140,000	2 128,300	2 115,300	2 120,600	2 105,000	2 107,000
331	220	236	229	221	155	69	90	147	118	134	54	150	16	23	51
275	245	243	242	221	201	71	86	91	136	114	47	286	13	27	53
238	38	172	50	102	54	0	22	155	94	62	37	109	6	0	27
182	63	179	63	102	100	2	18	99	112	42	30	245	3	4	29
56	-25	-7	-13	0	-46	-2	4	56	-18	20	7	-136	3	-4	-2
205	382	611	569	233	227	167	296	136	570	307	396	244	222	209	113
205	260	611	568	225	216	171	296	129	373	305	395	265	224	201	110
0	144	0	13	37	14	27	0	13	275	7	1	6	1	12	5
0	22	0	12	29	3	31	0	6	78	5	0	27	2	4	2
0	122	0	1	8	11	-4	0	7	197	2	1	-21	-2	8	3
70	871	787	217	244	405	588	307	492	902	744	439	499	445	498	711
59	871	789	291	246	404	582	307	479	842	667	449	450	491	483	639
11	0	58	71	34	20	8	0	16	177	132	2	91	9	18	249
0	0	60	145	36	19	2	0	3	117	55	12	42	55	3	177
11	0	-2	-74	-2	1	6	0	13	60	77	-10	49	-46	15	72
689	1242	800	682	520	470	401	389	521	460	505	495	573	344	491	363
674	1251	810	640	542	443	347	490	546	457	465	488	1094	354	463	356
99	39	189	61	13	159	212	97	213	248	73	144	158	14	75	130
84	48	199	19	35	132	158	198	238	245	33	137	679	24	47	123
15	-9	-10	42	-22	27	54	-101	-25	3	40	7	-521	-10	28	7
162	335	146	395	342	202	215	0	203	2	2	245	5	168	284	140
143	334	149	386	340	220	221	0	235	2	3	241	2	165	291	137
45	12	30	121	3	14	22	0	31	0	0	60	8	10	6	4
26	11	33	112	1	32	28	0	63	0	1	56	5	7	13	1
19	1	-3	9	2	-18	-6	0	-32	0	-1	4	3	3	-7	3
279	610	563	148	462	290	405	390	333	176	264	493	422	150	315	152
260	612	553	124	438	287	298	412	317	176	255	465	380	143	344	131
21	3	62	53	70	50	322	55	37	0	46	108	156	32	36	75
2	5	52	29	46	47	215	77	21	0	37	80	114	25	65	54
19	-2	10	24	24	3	107	-22	16	0	9	28	42	7	-29	21

ARBITRATION, DIVORCE, JUVENILE, DOMESTIC CASE VOLUME

	CENTRE	NORTHUMBERLAND	CRAWFORD	INDIANA	SOMERSET	ARMSTRONG	CLEARFIELD	COLUMBIA MONTGOMERY	VENANGO	BRADFORD	SNYDER UNION	MONROE PIKE	ADAMS
AUTHORIZED JUDGESHIPS	1	2	2	2	2	1	1	1	1	1	1	2	1
1976 POPULATION: *	108,000	101,700	85,700	86,200	79,200	77,300	79,100	77,500	64,500	60,400	62,600	70,400	62,700
ARBITRATION													
New Cases Added	81	40	44	65	56	53	48	48	26	61	22	111	24
Dispositions	75	32	76	58	64	56	29	41	21	72	36	69	20
1977 Inventory of Cases	40	45	17	21	18	18	27	25	23	4	9	58	6
1976 Inventory of Cases	34	37	43	14	26	21	3	18	18	15	40	16	2
Inventory Change	6	8	-32	7	-8	-3	19	7	5	-11	-14	42	4
JUVENILE													
New Cases Added	66	205	223	116	64	87	197	95	61	132	65	148	162
Dispositions	66	221	223	118	61	88	138	113	61	128	56	148	157
1977 Inventory of Cases	0	6	0	9	5	2	72	13	0	6	27	10	16
1976 Inventory of Cases	0	22	0	11	2	3	13	31	0	2	18	10	11
Inventory Change	0	-16	0	-2	3	-1	59	-18	0	4	9	0	5
DOMESTIC RELATIONS													
New Cases Added	150	85	216	12	19	435	421	321	370	224	131	362	398
Dispositions	148	84	211	12	19	435	385	321	318	219	116	324	383
1977 Inventory of Cases	3	2	5	0	0	0	39	21	152	7	66	73	41
1976 Inventory of Cases	1	1	0	0	0	0	3	21	100	2	51	35	26
Inventory Change	2	1	5	0	0	0	36	0	52	5	15	38	15
DIVORCE													
New Cases Added	364	343	316	206	221	250	348	307	199	306	159	314	95
Dispositions	343	376	338	205	208	248	297	304	211	293	169	275	99
1977 Inventory of Cases	117	138	144	20	62	56	70	78	36	22	46	228	8
1976 Inventory of Cases	96	171	166	19	49	54	19	75	48	9	56	189	12
Inventory Change	21	-33	-22	1	13	2	51	3	-12	13	-10	39	-4
ORPHANS COURT													
New Cases Added	123	167	175	2	12	0	0	1	3	165	109	34	129
Dispositions	131	164	178	2	15	3	0	0	8	160	108	25	128
1977 Inventory of Cases	0	33	2	0	3	3	0	1	2	6	16	37	21
1976 Inventory of Cases	8	30	5	0	6	6	0	0	7	1	15	28	20
Inventory Change	-8	3	-3	0	-3	-3	0	1	-5	5	1	9	1
MISCELLANEOUS													
New Cases Added	402	273	176	256	173	168	204	264	94	170	144	176	92
Dispositions	402	211	171	250	165	204	175	261	91	163	145	195	100
1977 Inventory of Cases	0	154	10	13	43	36	90	31	28	13	48	6	14
1976 Inventory of Cases	0	92	5	7	35	72	61	27	25	6	49	25	22
Inventory Change	0	62	5	6	8	-36	29	3	3	7	-1	-19	-8

* U.S. Department of Commerce, Bureau of the Census, 1976 (Provisional) Estimates of the Population.
Note: Footnotes at the end of chapter.

RELATIONS, ORPHANS' COURT AND MISCELLANEOUS BY COUNTY

FOREST WARREN	MCKEAN	CARBON	JUNIATA PERRY	MIFFLIN	CAMERON ELK	JEFFERSON	BEDFORD	TIOGA	HUNTINGDON	CLARION	CLINTON	GREENE	SUSQUEHANNA	WAYNE	SULLIVAN WYOMING	POTTER
1	1	1	1	1	1	1	1	1	1	1	1	1	1	1	1	1
52,500	51,800	52,200	50,500	44,200	43,900	46,400	43,500	42,800	39,800	41,300	37,400	38,300	37,900	35,300	29,500	16,600
17	44	38	7	3	31	22	12	26	3	5	28	17	0	20	8	21
25	37	39	5	1	33	18	6	27	10	3	27	18	0	16	9	21
5	22	7	8	46	18	18	13	1	7	3	14	0	0	19	6	4
13	15	8	6	44	20	14	7	2	14	1	13	1	0	15	7	4
-8	7	-1	2	2	-2	4	6	-1	-7	2	1	-1	0	4	-1	0
65	78	104	84	50	72	33	30	120	42	38	26	171	79	97	39	15
65	56	101	68	40	71	35	30	121	42	15	21	155	93	73	39	13
0	121	5	51	18	2	1	7	25	0	40	5	25	22	42	14	3
0	99	2	35	8	1	3	7	26	0	17	0	9	36	18	14	1
0	22	3	16	10	1	-2	0	-1	0	23	5	16	-14	24	0	2
105	168	376	318	431	221	114	241	528	240	203	335	121	220	137	76	55
122	152	326	261	430	210	141	194	504	240	107	335	107	237	132	77	55
0	192	65	171	9	33	51	110	92	0	136	0	48	34	18	15	0
17	176	15	114	8	22	78	63	68	0	40	0	34	51	13	16	0
-17	16	50	57	1	11	-27	47	24	0	96	0	14	-17	5	-1	0
219	211	158	163	127	124	133	113	155	134	111	176	152	143	143	122	88
233	233	156	154	131	124	142	104	148	152	85	170	152	122	136	101	92
9	35	61	80	38	25	61	43	17	35	28	21	0	21	91	42	6
23	57	59	71	42	25	70	34	10	53	2	15	0	0	84	21	10
-14	-22	2	9	-4	0	-9	9	7	-18	26	6	0	21	7	21	-4
28	0	30	2	197	82	0	2	53	90	0	99	1	0	0	22	0
26	0	30	1	196	87	0	2	54	88	0	99	3	0	0	26	0
3	0	0	1	5	2	0	1	6	21	0	0	1	0	0	8	0
1	0	0	0	4	7	0	1	7	19	0	0	3	0	0	12	0
2	0	0	1	1	-5	0	0	-1	2	0	0	-2	0	0	-4	0
78	138	79	95	117	163	243	55	99	116	88	101	166	9	81	36	45
74	113	84	76	122	148	250	59	78	116	80	106	182	9	58	45	52
6	39	0	36	8	19	32	37	27	0	22	5	21	7	42	8	5
8	14	5	17	13	4	39	41	6	0	14	10	37	7	19	17	12
-2	25	-5	19	-5	15	-7	-4	21	0	8	-5	-16	0	23	-9	-7

FOOTNOTES TO PRECEDING CHARTS

ALLEGHENY COUNTY

- (a) *Includes 262 dismissals.*
- (b) *Represents multiple dispositions and fugitives.*
- (c) *There were 798 arbitration cases terminated and 217 cases listed which were not previously reported.*

BERKS COUNTY

- (a) *Includes 150 dismissals.*
- (b) *Reflects 191 cases that were adjusted.*

BLAIR COUNTY

- (a) *There were 24 cases added to the inventory as a result of a field audit.*

BRADFORD COUNTY

- (a) *Cases dismissed under Pa. R.J.A. 1901.*
- (b) *Reflects 145 fugitive cases.*

BUCKS COUNTY

- (a) *Includes 221 cases which were dismissed.*
- (b) *Cases removed as a result of an audit.*

BUTLER COUNTY

- (a) *Includes 25 cases dismissed under Pa. R.J.A. 1901.*
- (b) *Reflects multiple dispositions.*

CHESTER COUNTY

- (a) *Includes 2 cases which were dismissed under Pa. R.J.A. 1901.*
- (b) *Represents fugitives and multiple dispositions.*

CLARION COUNTY

- (a) *There were 10 cases terminated under Pa. R.J.A. 1901.*
- (b) *Cases removed as a result of an audit.*

CUMBERLAND COUNTY

- (a) *Includes 63 cases which were dismissed under Pa. R. Crim. P. 315.*
- (b) *Reflects multiple dispositions.*

DELAWARE COUNTY

- (a) *Cases adjusted because of audit.*
- (b) *Includes 832 cases not previously reported as disposed.*

ERIE COUNTY

- (a) *All cases were audited.*

LANCASTER COUNTY

- (a) *Includes 303 cases which were removed because warrants were outstanding.*

LEHIGH COUNTY

- (a) *Reflects dismissals and terminations.*
- (b) *Includes 91 fugitives.*

MONTGOMERY COUNTY

- (a) *There were 174 cases removed from inventory after audit.*

PHILADELPHIA COMMON PLEAS COURT

- (a) *Includes defendant records deferred and reinstated.*

PHILADELPHIA MUNICIPAL COURT

Act No. 45 approved July 14, 1971 extended the jurisdiction of the law-trained judges of the Municipal Court to include all criminal offenses which are punishable by imprisonment of not more than five years, including indictable offenses under the motor vehicle laws.

- (a) Of the 22 authorized judgeships for the Philadelphia Municipal Court, twenty-one judges are presently members of the Bar of the Supreme Court. Only these "law judges" may exercise jurisdiction in the criminal cases listed above. The Trial Division of the Court of Common Pleas also has concurrent jurisdiction over such matters until there are a sufficient number of judges who are members of the Municipal Court to handle such matters.
- (b) These criminal cases are all trial cases and do not include preliminary hearings or summary proceedings. These cases are reported in a separate section of this report.
- (c) Under the Municipal Court Jurisdiction Act, there is no right of trial by jury but the defendant has the right to appeal for trial de novo, including the right of trial by jury, to the Trial Division of the Court of Common Pleas.
- (d) Includes fugitives, mental health transfers to inactive, adjustments, deferred indictments activated, and transfers of active indictments to inactive.
- (e) Includes Common Pleas Judges assigned to Municipal Court.

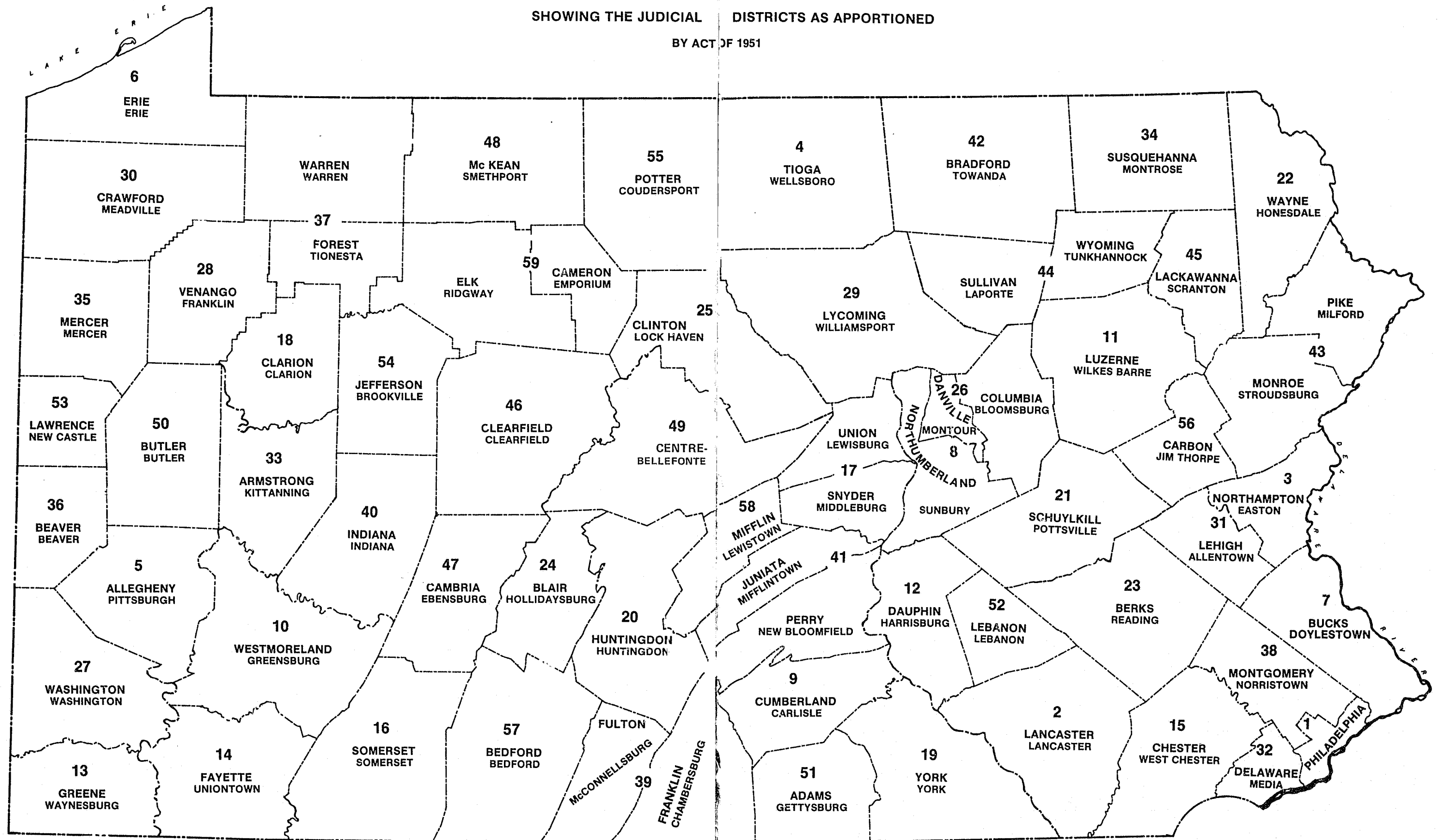
WESTMORELAND COUNTY

- (a) Includes 111 cases involved in multiple dispositions.

YORK COUNTY


- (a) Represents multiple dispositions.

MAP OF PENNSYLVANIA
SHOWING THE JUDICIAL DISTRICTS AS APPORTIONED
BY ACT OF 1951





**PART V
Philadelphia
Municipal Court
Judicial Case
Volume**



PART V

PHILADELPHIA MUNICIPAL COURT

JUDICIAL CASE VOLUME

PHILADELPHIA MUNICIPAL COURT JUDICIAL CASE VOLUME

In addition to the Philadelphia Municipal Court statistics presented in the common pleas court section of this report, the following tables present a more comprehensive picture of the judicial case volume of the Philadelphia Municipal Court. The statistics include civil actions such as code enforcement, landlord/tenant and small claims cases, and criminal matters such as private criminal complaints and preliminary hearings. All tables include a five-year picture of judicial case volume activity and changes within the period.

Civil Actions

The number of code enforcement cases received in 1977 amounted to 25,141 or 11 percent more than in the previous year. The number of cases disposed were 23,908 an increase of 4 percent over 1976. The inventory of code enforcement cases increased by 36 percent in the two-year period. It can be noted that the number of new cases received increased at a faster rate than disposition, resulting in the largest inventory in the five year period.

Landlord/tenant cases also increased in the 1976-1977 period. The total number filed in 1977 was 15,989 or 12 percent over the previous year, whereas 15,839 were disposed in 1977, or 11 percent more than the previous year. The number of pending cases also increased by 14

percent. It should be pointed out that the absolute increase in cases amounted to 150 cases. The inventory increased by 103 percent since 1973.

The number of new and disposed small claims cases increased by 84.8 percent and 91.9 percent, respectively since 1973 and the inventory increase by 312.8 percent in the same period. The largest inventory increase resulted in 1975. The year 1977 marks the first decrease in the number of cases filed. However, dispositions dropped off as well.

The number of private criminal complaints filed and disposed of each year remained the same. There was little increase in either filings or dispositions, and there were no inventories.

The number of cases presented for preliminary hearings have been decreasing steadily since 1973. Filings decreased by 20.7 percent and the dispositions by 24.2 percent in the 1973-1977 period. The number of pending cases decreased concurrently until 1977, when receipts decreased by 1.3 percent but dispositions dropped off by over 8 percent, causing a large increase in the inventory. It should be pointed out that in addition to the above, there were 874 appeals perfected on municipal court trials in 1977, or 2.8 percent of the number of cases handled. Municipal Court trials are reported in the common pleas court section.


PHILADELPHIA MUNICIPAL COURT
CRIMINAL CASES
1973-1977

	<u>1973</u>	<u>1974</u>	<u>1975</u>	<u>1976</u>	<u>1977</u>	<u>76/77 Change</u>	<u>% Change</u>
<u>PRELIMINARY HEARINGS</u>							
Defendant Records Pending	1,090	1,274	1,225	950	757	-193	-20%
Defendant Records Received	14,857	17,711	13,317	11,934	11,780	-154	-1.3
Defendant Records Disposed	14,673	17,760	13,592	12,127	11,128	-999	-8
Defendant Records Pending	<u>1,274</u>	<u>1,225</u>	<u>950</u>	<u>757</u>	<u>1,409</u>	<u>652</u>	<u>+86%</u>
<u>PRIVATE CRIMINAL</u> *Adjustments							
Defendant Records Pending							
Defendant Records Received	6,837	8,465	8,946		9,047	101	+1%
Defendant Records Disposed	<u>6,837</u>	<u>8,465</u>	<u>8,946</u>		<u>9,047</u>	<u>101</u>	<u>+1</u>
Defendant Records Pending							


*Private Criminal Complaints are processed and considered disposed each term.

PHILADELPHIA MUNICIPAL COURT
CIVIL CASES
1973-1977

	<u>1973</u>	<u>1974</u>	<u>1975</u>	<u>1976</u>	<u>1977</u>	<u>76/77 Change</u>	<u>% Change</u>
CODE ENFORCEMENT							
Defendant Records Pending	4,444	3,880	3,950	3,539	3,357	182	-5.1%
Defendant Records Received	31,106	28,494	25,926	22,642	25,141	2,499	+11
Defendant Records Disposed	31,670	28,424	26,337	22,824	23,908	1,084	+4
Defendant Records Pending	3,830	3,950	3,539	3,357	4,590	1,232	+36%
29 LANDLORD and TENANT							
Defendant Records Pending	623	574	582	990	1,015	25	+2%
Defendant Records Received	10,491	10,362	11,063	14,243	15,989	1,746	+12
Defendant Records Disposed	10,540	10,354	10,655	14,218	15,839	1,621	+11
Defendant Records Pending	574	582	990	1,015	1,165	150	+14%
SMALL CLAIMS							
Defendant Records Pending	2,044	2,581	2,966	6,041	5,439	602	-10%
Defendant Records Received	17,172	18,052	24,456	32,334	31,744	590	-2
Defendant Records Disposed	16,635	17,667	21,381	32,936	31,923	1,013	-3
Defendant Records Pending	1,274	2,966	6,041	5,439	5,260	179	-3%



PART VI
District Justice
Courts
Judicial Case
Volume



PART VI

CASE VOLUME

DISTRICT JUSTICE COURTS

DISTRICT JUSTICE COURTS JUDICIAL CASE VOLUME

Pennsylvania's district justice courts process the largest number of cases in the Commonwealth excluding the city of Pittsburgh Magistrates Courts and Philadelphia Traffic Court. They are the courts in which most persons have contact since a substantial number of cases handled by these courts include motor vehicle violations.

These courts may not try cases by jury, but may try and determine guilt or innocence in cases involving summary criminal offenses. Their criminal jurisdiction covers summary offenses punishable by not more than a \$500 fine and/or a jail sentence not exceeding 90 days. They also hold preliminary hearings to determine whether there is a prima facie case for the common pleas court, in misdemeanor or felony cases.

Recently, the Legislature expanded the district justice jurisdiction in criminal matters by giving them concurrent jurisdiction with courts of common pleas over guilty pleas in certain specified third-degree misdemeanors and in first offenses of driving under the influence of liquor or drugs. District justices have jurisdiction over civil claims such as trespass and assumpsit and landlord and tenant actions, up to \$2,000 and may make and enter judgments in such matters.

Filings The number of new cases filed in district justice courts in 1977, was 1,586,944 for a decrease of 108,222 or 6 percent less than cases filed in 1976. The change in case filings in the 1976-77 period was approximately the same in the 1975-77 period. The following tables provide a more significant breakdown:

	CASES FILED 1975 - 1977			Change	
	1975	1976	1977	1976-77	1975-77
TRAFFIC CITATIONS	1,092,775	1,105,175	1,007,724	- 97,451 (-9%)	-85,051 (-8%)
NON-TRAFFIC CITATIONS	196,247	214,570	214,413	- 427 (-.2%)	17,896 (9%)
SUMMARY COMPLAINTS	132,566	121,708	111,883	- 9,825 (-8%)	-20,683 (-16%)
MISDEMEANOR/FELONY COMPLAINTS	112,196	102,041	93,869	- 8,172 (-8%)	-18,327 (-16%)
CIVIL COMPLAINTS	143,642	151,672	159,325	7,653 (5%)	15,683 (11%)
TOTALS*	1,667,426	1,695,166	1,586,944	-108,222 (6%)	-90,982 (-5%)

* Does not include Philadelphia Traffic and Philadelphia Municipal Court Statistics.

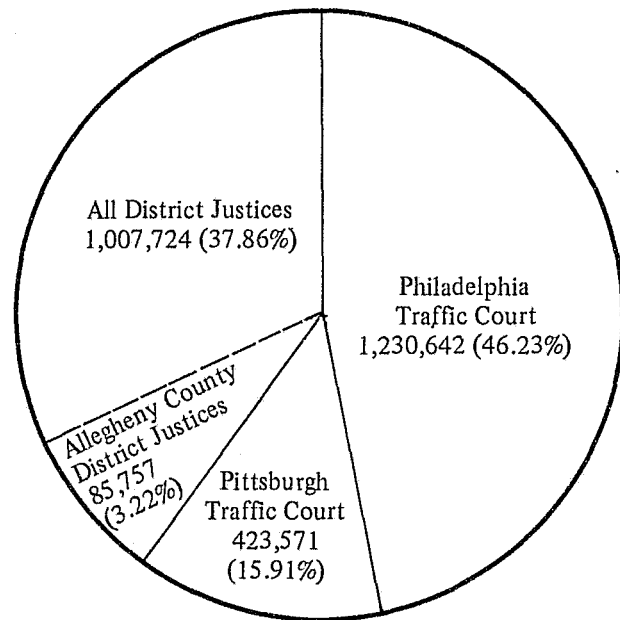
Of the 1,586,944 cases filed in 1977, 64 percent (1,007,724) were traffic citations, 13 percent (214,143) were non-traffic citations, 7 percent (111,883) were summary complaints, 6 percent (93,869) were misdemeanor/felony cases, and 10 percent (159,325) were civil complaints.

As in previous years, most of the case volume was comprised of summary cases (including traffic citations, non-traffic citations, and summary criminal complaints); there was a total of 1,333,750 cases in this category representing 84 percent of the total volume. The misdemeanor/felony and civil complaints categories contributed 93,869 (6 percent) and 159,325 (10 percent) cases respectively, making up the remaining 16 percent of the case volume. There was a marked decrease in the percentage of indictable and civil cases filed in 1975-77 period.

Hereafter, there is presented a statewide picture of filings in district justice courts, the Philadelphia Traffic Court and Pittsburgh Traffic Court. The case volume of the Philadelphia Municipal Court is presented in a separate section of this report. This is the first time that total statewide caseload for special courts has been presented.

In 1977, there was a total of 2,661,937 traffic citations filed in Pennsylvania. Philadelphia Traffic Court comprised 46.23 percent of this figure, and 37.86 percent of the filings were handled by district justices. Of all counties reporting, Allegheny County ranked second (8.51 percent) in traffic citations filed in the district justice courts.

STATEWIDE TRAFFIC CASE FILINGS



In the summary offense category, the figures are as follows: a total of 124,520 summary complaints filed, 89.84 percent by district justices, 10.16 percent by Pittsburgh City and Traffic courts. Of the district justice filings, Allegheny County excluding the Pittsburgh City and Traffic Courts accounted for 12.43 percent, the highest in the state.

In the misdemeanor/felony category, the figures are as follows: a total of 107,200 filings, 87.56 percent of which were filed with district justices, and 12.44 percent of which were filed with Pittsburgh Traffic and City courts. Of the district justice courts, Allegheny County accounted for the highest number of filings - 10,726 or 11.43 percent.

<u>Statewide Filings</u>	<u>District Justices</u>	<u>Philadelphia Traffic Court</u>	<u>Pittsburgh City Magistrates Courts</u>	<u>Totals</u>
TRAFFIC CITATIONS	1,007,724	1,230,642	423,571	2,661,937
NON-TRAFFIC CITATIONS	214,143			
SUMMARY	111,883		12,637	124,520
MISDEMEANOR/FELONY	93,809		13,331	107,200
CIVIL	159,325			

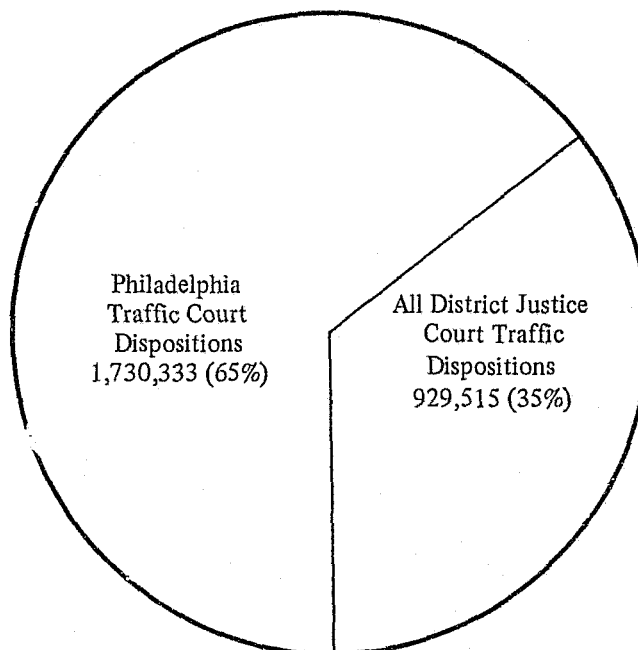
Cases Disposed There were a total of 1,442,975 cases disposed by district justice courts. This is a 13 percent decrease in total dispositions from the previous year. This total was composed of: 929,515 (64 percent) traffic citations; 183,013 (13 percent) non-traffic citations; 88,189 (5 percent) summary complaints; 88,181 (6 percent) misdemeanor/felony cases; and 154,077 (11 percent) civil complaints. The percentages of filings and dispositions within each category were very similar; in the traffic and non-traffic, and misdemeanor/felony categories the percentages were identical, the civil and summary categories differed by plus and minus one percentage point, respectively.

The number of misdemeanor/felony cases disposed of in 1977 reached its lowest number while at the same time the percentage of cases continued to decrease. This may be the result of expanded jurisdiction. However, misdemeanor cases disposed by district justices amounted to 6 percent of total case dispositions for all categories. The number of traffic citations and summary complaints disposed also reached their lowest level in the three year period while the number of civil complaints disposed continued to increase to its highest level in 1977.

In 1977, 2,659,489 traffic violations were disposed of in the state; 65 percent (or 1,730,333 cases) of the state total was disposed of by

Philadelphia Traffic Court, the remaining 35 percent (or 929,515 cases) was disposed of by district justice courts. With the inclusion of the Philadelphia Traffic Court dispositions, the 1977 figure represents a 29 percent increase in dispositions from the previous year.

TRAFFIC CASE DISPOSITIONS*



*Does not include Pittsburgh Traffic Court


DISTRICT JUSTICE CASES DISPOSED 1975-1977

	1975	1976	1977	Change	
				1976-77	1975-77
TRAFFIC CITATIONS	993,429	1,098,190	929,515	-168,675 (15%)	-63,914 (6%)
NON-TRAFFIC CITATIONS	164,616	205,475	183,013	- 22,462 (11%)	18,397 (11%)
SUMMARY COMPLAINTS	110,630	108,723	88,189	- 20,534 (19%)	-22,441 (20%)
MISDEMEANOR/FELONY COMPLAINTS	99,374	103,792	88,181	- 15,611 (15%)	-11,193 (11%)
CIVIL COMPLAINTS	132,761	142,612	154,077	11,465 (8%)	21,316 (15%)
TOTALS*	1,500,810	1,658,792	1,442,975	-215,817 (13%)	-57,835 (4%)

*Does not include Philadelphia Traffic and Philadelphia Municipal Court Statistics.

**DISTRICT JUSTICE COURTS
DISPOSITIONS BY CATEGORY AND NATURE OF ACTION
1977**

	<u>TRAFFIC CITATIONS</u>	<u>NON-TRAFFIC CITATIONS</u>	<u>SUMMARY COMPLAINTS</u>	<u>MISDEMEANOR/ FELONY COMPLAINTS</u>	<u>CIVIL COMPLAINTS</u>	<u>DISPOSITION TOTAL</u>	<u>PERCENT TO TOTAL</u>
Guilty Plea	749,048	126,308	45,207	—	—	920,563	64%
Not Guilty by Trial	35,380	11,663	6,679	—	—	53,722	4
Guilty by Trial	35,608	15,983	10,787	—	—	62,378	4
Withdrawal of Prosecution	44,553	14,819	12,188	14,556	—	86,116	6
Substantive Defect	11,092	1,582	334	—	—	13,008	1
Unable to Locate	43,340	7,701	5,085	—	—	56,126	4
Guilty Plea — Misdemeanor 3	—	—	—	2,224	—	2,224	.2
Bound to Court at Preliminary Hearing	—	—	—	31,178	—	31,178	2
Dismissed at Preliminary Hearing	—	—	—	13,893	—	13,893	1
Waiver of Preliminary Hearing	—	—	—	17,563	—	17,563	1
Declared Fugitive	—	—	—	2,147	—	2,147	.2
Dismissed Without Prejudice	—	—	—	—	6,287	6,287	.4
Trial	—	—	—	—	36,059	36,059	2
Settled at or Before Trial	—	1,843	6,376	3,987	31,907	44,113	33
Judgement by Default	—	—	—	—	69,166	69,166	5
Closed — No Service	—	—	—	—	5,855	5,855	.4
Withdrawal of Complaint	—	—	—	—	3,447	3,447	.3
Other	<u>10,494</u>	<u>3,114</u>	<u>1,533</u>	<u>2,633</u>	<u>1,356</u>	<u>19,130</u>	<u>1.5</u>
TOTAL BY CATEGORY	929,515	183,013	88,189	88,181	154,077	1,442,975	100%
PERCENTAGE DISTRIBUTION BY CATEGORY	64%	13%	.6%	6%	11%		100%
DISPOSITIONS/D.J.	1,672	329	159	159	277		



**TABLE
DISTRICT JUSTICE COURTS
TEN MOST ACTIVE COUNTIES BY CATEGORY*
AND CASE VOLUME
1977**

TRAFFIC	COUNTY	FILINGS	COUNTY	DISPOSITIONS
1.	Montgomery	94,253	Montgomery	86,780
2.	Allegheny*	85,802	Allegheny*	73,455
3.	Delaware	70,462	Delaware	61,128
4.	Bucks	61,153	Bucks	54,887
5.	Lancaster	43,757	Lancaster	39,325
6.	Chester	39,235	Dauphin	33,947
7.	Erie	34,352	York	33,674
8.	Dauphin	32,536	Chester	32,533
9.	York	32,048	Erie	30,278
10.	Westmoreland	30,735	Westmoreland	30,145
NON-TRAFFIC	COUNTY	FILINGS	COUNTY	DISPOSITIONS
1.	Allegheny*	26,838	Allegheny*	21,334
2.	Montgomery	16,356	Montgomery	15,332
3.	Delaware	15,588	Delaware	12,453
4.	Bucks	13,220	Bucks	10,841
5.	Dauphin	8,844	Northampton	7,740
6.	Northampton	8,333	Dauphin	7,506
7.	Chester	8,253	Centre	7,217
8.	Centre	8,183	Chester	6,812
9.	Lancaster	7,591	Lancaster	6,011
10.	York	6,572	York	5,801
SUMMARY	COUNTY	FILINGS	COUNTY	DISPOSITIONS
1.	Allegheny*	13,903	Allegheny*	11,730
2.	Dauphin	12,698	Dauphin	6,630
3.	Centre	5,202	Centre	4,737
4.	Delaware	5,118	Delaware	3,682
5.	Westmoreland	4,813	Westmoreland	3,649
6.	Montgomery	4,151	Montgomery	3,539
7.	York	3,765	York	3,293
8.	Lehigh	3,403	Lancaster	2,924
9.	Lancaster	3,368	Bucks	2,610
10.	Bucks	2,967	Clarion	2,494
MISDEMEANOR/ FELONY	COUNTY	FILINGS	COUNTY	DISPOSITIONS
1.	Allegheny*	10,726	Allegheny*	10,564
2.	Delaware	7,603	Delaware	7,591
3.	Bucks	7,041	Bucks	6,532
4.	Montgomery	5,545	Montgomery	5,155
5.	Westmoreland	3,850	Erie	3,541
6.	Dauphin	3,776	Chester	3,433
7.	Erie	3,756	Westmoreland	3,387
8.	Chester	3,440	Dauphin	3,276
9.	Lehigh	3,167	Lancaster	2,708
10.	Lancaster	2,651	Lehigh	2,576
CIVIL	COUNTY	FILINGS	COUNTY	DISPOSITIONS
1.	Allegheny*	16,178	Allegheny*	15,555
2.	Bucks	12,973	Bucks	15,235
3.	Montgomery	11,908	Montgomery	13,072
4.	Lancaster	10,061	Delaware	9,832
5.	Delaware	9,305	Chester	6,449
6.	Chester	6,497	Dauphin	6,256
7.	Dauphin	5,743	Lancaster	5,175
8.	Lehigh	5,390	Lehigh	4,675
9.	Erie	4,817	Erie	4,553
10.	Luzerne	3,491	Westmoreland	4,389
TOTAL CASES	COUNTY	FILINGS	COUNTY	DISPOSITIONS
1.	Allegheny*	153,447	Allegheny*	132,638
2.	Montgomery	132,213	Montgomery	123,868
3.	Delaware	108,076	Delaware	94,686
4.	Bucks	97,354	Bucks	90,105
5.	Lancaster	67,428	Dauphin	57,615
6.	Dauphin	63,597	Lancaster	56,193
7.	Chester	60,570	Chester	51,721
8.	Erie	51,663	York	48,928
9.	York	49,493	Westmoreland	46,529
10.	Westmoreland	48,911	Erie	45,611

*Does not include case volume statistics for Pittsburgh City Magistrates or Philadelphia Traffic Court.

TRAFFIC CITATIONS BY COUNTY*

County	Citations Filed	Adjustments	Citations Disposed	Guilty By Trial	Guilty Plea	Not Guilty By Trial	Withdrawal of Prosecution	Substantive Defect	Unable To Locate	Other
Adams	4386	-122	4093	144	3736	30	159	1	14	9
Allegheny	85802	-724	73455	4574	48919	6181	3078	2735	6385	1583
Armstrong	3886	-3	3737	153	3260	143	117	19	9	36
Beaver	19981	2585	18307	635	14459	864	1276	244	820	9
Bedford	15553	-11	15349	197	12707	50	1733	9	653	0
Berks	16814	-3	15991	632	13750	374	901	63	254	17
Blair	7791	-12	7603	196	6976	124	203	41	51	12
Bradford	4294	-57	4012	226	3588	38	69	13	53	25
Bucks	61153	-3468	54887	2631	41425	3617	3247	160	3610	197
Butler	13127	0	12291	552	10814	372	446	51	46	10
Cambria	10630	-180	9587	277	8436	418	207	33	42	174
Cameron	674	0	628	15	553	18	27	5	4	6
Carbon	7984	-3	8446	234	7683	98	404	4	15	8
Centre	17797	-1	15994	426	13229	304	1741	1	276	17
Chester	39235	-53	32533	1236	27846	992	1000	127	1104	228
Clarion	5999	-11	5646	133	5079	33	394	5	0	2
Clearfield	8867	0	7896	154	7386	71	276	7	1	1
Clinton	6797	0	6694	201	5947	58	299	38	148	3
Columbia	6374	-110	6170	153	5444	135	378	16	40	4
Crawford	12790	-5	12352	393	10821	80	827	7	220	4
Cumberland	24005	-78	23466	499	20410	187	1548	52	728	42
Dauphin	32536	-38	33947	831	27908	546	1229	2743	518	172
Delaware	70462	-75	61128	3336	37737	6200	1898	1411	9185	1361
Elk	3620	-2	3641	151	3200	106	117	15	42	10
Erie	34352	-293	30278	1169	26220	960	1074	21	833	1
Fayette	7880	-16	7190	280	5465	233	100	72	169	871
Forest	1072	-1	1064	24	998	6	31	3	0	2
Franklin	9984	-16	10012	318	8852	77	493	11	251	10
Fulton	5099	-31	4909	70	4464	11	325	1	33	5
Greene	5710	0	5137	116	4561	25	401	0	8	26
Huntingdon	3121	0	2914	132	2565	25	137	24	31	0
Indiana	4639	-9	4520	199	4100	107	56	9	39	10
Jefferson	7242	-387	6980	132	6247	47	498	54	2	0
Junlata	1311	0	1273	23	1223	6	20	0	1	0
Lackawana	19312	-6	14783	348	11392	403	804	155	613	1068
Lancaster	43757	-350	39325	825	31600	441	1249	246	2899	2065
Lawrence	6042	-1	5597	222	4900	125	236	23	32	59
Lebanon	13105	-234	11594	341	10431	79	477	80	113	73
Lehigh	17260	-70	16465	565	13651	420	730	5	1077	17
Luzerne	25179	-46	22948	719	19812	684	1594	26	95	18
Lycoming	14966	-191	14191	531	10849	437	993	0	1376	5
McKean	3378	-29	3347	99	3015	54	84	41	50	4
Mercer	11998	-27	10799	322	9555	170	727	4	17	4
Mifflin	2702	-4	2605	108	2315	21	42	49	68	2
Monroe	12308	1	11929	321	10368	70	974	14	154	28
Montgomery	94253	-54	86780	4451	64566	5977	3430	784	6845	727
Montour	4597	0	4400	63	3791	10	6	0	530	0
Northampton	14571	-21	13572	554	11554	504	328	111	349	172
Northumberland	6838	-36	6600	180	6036	174	146	7	50	7
Perry	2752	-75	2651	81	2434	35	86	9	4	2
Pike	1863	0	1873	37	1620	12	23	0	164	17
Potter	1424	0	1338	61	1202	15	51	2	0	7
Schuylkill	9997	-84	9563	247	8009	196	860	57	107	87
Snyder	2497	-30	2434	94	2225	49	61	4	0	1
Somerset	12818	-63	11221	197	9386	198	1328	26	42	44
Sullivan	882	-1	898	41	800	16	27	3	1	10
Susquehanna	5291	0	5120	79	4547	25	147	36	282	4
Tioga	5691	-83	5652	354	4782	81	184	52	154	45
Union	5934	0	5838	574	4632	9	57	2	563	1
Venango	10171	-166	9431	246	7915	121	1032	7	3	107
Warren	4898	-19	4880	163	4544	41	79	14	34	5
Washington	25846	-151	24236	838	19386	827	1489	669	931	96
Wayne	1829	0	1750	27	1535	21	37	0	125	5
Westmoreland	30735	-55	30145	1386	25103	1034	1457	50	898	217
Wyoming	1815	-4	1746	57	1578	50	33	3	12	13
York	32048	-29	33674	1035	29507	545	1073	618	167	729
State Totals	1007724	-10122	929515	35608	749048	35380	44553	11092	43340	10494

*Philadelphia Traffic Court and Pittsburgh Police Magistrates' Statistics not included.

NON-TRAFFIC CITATIONS BY COUNTY*

County	Citations Filed	Adjustments	Citations Disposed	Guilty By Trial	Guilty Plea	Not Guilty By Trial	Settled at or Before Trial	Withdrawal of Prosecution	Substantive Defect	Unable To Locate	Other
Adams	1575	-10	1517	39	1159	31	7	261	5	6	9
Allegheny	26838	-97	21334	2661	11487	2543	385	949	619	2305	385
Armstrong	1718	-7	1877	91	1502	109	28	122	6	1	18
Beaver	4181	-5	3737	274	2246	266	38	450	37	415	11
Bedford	460	-5	524	28	394	9	13	80	0	0	0
Berks	4393	-11	3981	480	2961	159	28	288	24	24	17
Blair	2431	-4	2340	84	1859	47	6	43	10	280	11
Bradford	1009	0	746	45	577	19	11	66	8	3	17
Bucks	13220	-720	10841	1121	7378	1108	31	484	10	562	147
Butler	3477	0	4098	1257	2535	63	15	173	9	23	23
Cambria	2989	-14	2702	135	2177	138	2	154	9	43	44
Cameron	185	0	204	1	167	7	0	20	4	0	5
Carbon	1317	0	1114	99	878	32	0	87	0	14	4
Centre	8183	0	7217	130	3395	71	8	3585	1	13	14
Chester	8253	3	6812	458	4964	451	107	393	19	276	144
Clarion	952	0	784	44	579	36	37	80	7	0	1
Clearfield	1519	0	1162	41	1029	24	2	65	1	0	0
Clinton	931	0	931	127	657	60	3	62	14	7	1
Columbia	1043	-3	917	113	710	47	2	42	2	1	0
Crawford	1565	-2	1465	105	1122	50	19	155	1	10	3
Cumberland	3247	-1	3079	128	2504	59	6	278	3	83	18
Dauphin	8844	-9	7506	465	5020	387	96	1218	129	117	74
Delaware	15588	-22	12453	1587	7098	1862	181	750	253	620	102
Elk	385	-5	392	30	302	22	1	21	6	3	7
Erie	6459	-41	5184	528	3598	333	99	344	15	261	6
Fayette	2294	-3	1871	142	1191	92	13	126	14	80	213
Forest	219	-1	184	6	161	3	0	13	0	1	0
Franklin	2960	-39	2549	64	2182	54	20	148	2	74	5
Fulton	272	0	222	18	190	8	1	3	1	1	0
Greene	256	0	274	36	212	10	0	11	0	3	2
Huntingdon	1315	0	1124	33	936	26	6	102	1	16	4
Indiana	1456	-2	955	122	676	47	4	67	23	15	1
Jefferson	859	-114	653	69	516	30	16	18	4	0	0
Juniata	166	0	155	14	131	3	0	7	0	0	0
Lackawana	2609	0	2132	601	1226	149	25	93	9	16	13
Lancaster	7591	-43	6061	316	4727	127	69	243	32	183	364
Lawrence	1295	-2	1015	67	740	57	32	84	1	13	21
Lebanon	3591	-70	2647	176	2166	77	19	158	10	19	22
Lehigh	3732	-52	2803	252	2178	106	32	195	14	21	5
Luzerne	4704	-3	3934	328	3054	226	50	208	5	16	47
Lycoming	2128	-57	1503	91	1184	76	16	132	1	0	3
McKean	849	-4	815	45	635	25	5	58	5	37	5
Mercer	1864	-16	1567	70	1325	30	7	84	2	44	5
Mifflin	818	-16	707	30	612	19	4	22	3	14	3
Monroe	2079	0	1592	167	1019	35	50	229	8	59	25
Montgomery	16356	-11	15322	1491	10762	1154	65	772	70	864	144
Montour	231	0	176	8	122	5	0	12	0	29	0
Northampton	8333	-17	7740	242	6012	246	56	278	77	451	378
Northumberland	2378	-19	2199	74	1621	100	20	307	2	72	3
Perry	459	-13	402	28	333	12	0	27	2	0	0
Pike	375	0	264	36	215	6	0	7	0	0	0
Potter	414	1	391	43	226	3	5	109	1	2	2
Schuylkill	1957	-47	1797	112	1415	86	12	111	7	44	10
Snyder	207	-6	174	10	111	5	31	12	5	0	0
Somerset	889	-19	701	42	577	52	4	18	1	3	4
Sullivan	221	-1	199	19	143	15	0	15	0	4	3
Susquehanna	238	0	219	13	173	4	2	4	3	20	0
Tioga	593	-46	620	55	481	31	4	26	1	3	19
Union	420	0	407	20	286	33	23	35	0	10	0
Venango	1548	-37	1354	84	992	78	2	120	5	1	72
Warren	668	-20	559	47	441	11	6	34	0	17	3
Washington	4257	-67	3374	259	2482	171	1	172	32	230	27
Wayne	428	-1	353	16	271	12	3	37	0	14	0
Westmoreland	5404	-41	4957	284	3108	342	26	342	6	229	620
Wyoming	376	0	324	19	254	22	1	22	0	1	5
York	6572	-24	5801	363	4924	142	88	188	43	28	25
State Totals	214143	-1743	183013	15983	126308	11663	1843	14819	1582	7701	3114

*Philadelphia Traffic Court and Pittsburgh Police Magistrates' statistics not included.



CONTINUED

1 OF 2

SUMMARY COMPLAINTS BY COUNTY*

County	Complaints Filed	Adjustments	Complaints Disposed	Guilty By Trial	Guilty Plea	Not Guilty By Trial	Settled at or Before Trial	Withdrawal of Prosecution	Substantive Defect	Unable To Locate	Other
Adams	512	-1	520	25	367	27	9	65	4	21	2
Allegheny	13903	-61	11730	2754	3350	1589	1549	1497	41	858	92
Armstrong	558	0	547	75	333	58	26	48	1	4	2
Beaver	2268	-1	2300	173	924	258	113	459	2	366	5
Bedford	548	0	605	28	400	17	7	152	0	0	1
Berks	2229	-11	2048	299	990	183	142	369	1	51	13
Blair	2850	0	2320	91	1758	52	68	156	23	137	35
Bradford	717	-3	466	38	312	16	25	56	1	14	4
Bucks	2967	-298	2610	267	832	304	207	588	3	374	35
Butler	1729	-2	1673	92	1117	40	150	164	5	88	17
Cambria	2066	-15	1657	117	1244	70	24	102	24	27	49
Cameron	10	0	17	1	1	2	0	6	1	6	0
Carbon	304	-2	251	54	53	47	37	56	0	4	0
Centre	5202	0	4737	100	2824	115	50	1613	2	28	5
Chester	3145	-30	2494	266	1459	151	61	317	31	109	100
Clarion	874	-36	704	14	487	15	138	38	0	8	4
Clearfield	1157	0	730	53	527	50	22	75	0	3	0
Clinton	293	-2	281	24	190	14	14	28	1	10	0
Columbia	659	-6	509	61	332	35	12	54	3	5	7
Crawford	1352	-1	1233	33	825	27	99	145	2	56	46
Cumberland	1156	-16	1066	69	759	17	46	83	0	92	0
Dauphin	12698	-3	6630	564	4260	330	241	596	20	388	231
Delaware	5118	-77	3682	1244	576	891	211	626	13	67	54
Elk	256	0	240	13	204	8	1	5	1	6	2
Erie	2279	-14	2055	206	1103	205	149	153	39	181	19
Fayette	1319	-4	948	156	458	76	65	127	1	54	11
Forest	42	-5	27	3	19	1	0	4	0	0	0
Franklin	953	0	894	43	537	18	43	186	0	55	12
Fulton	53	0	53	8	26	0	6	10	0	3	0
Greene	400	0	360	25	252	12	13	35	1	20	2
Huntingdon	270	0	255	4	138	9	33	35	1	35	0
Indiana	1385	-1	899	66	597	70	70	71	7	17	1
Jefferson	844	-130	622	87	404	24	48	59	0	0	0
Juniata	183	0	210	25	164	6	3	10	0	1	1
Lackawanna	2317	-8	1878	310	763	148	272	267	4	92	22
Lancaster	3368	-12	2924	179	1950	49	77	260	11	322	76
Lawrence	787	-3	616	37	343	28	80	104	2	14	8
Lebanon	270	-7	266	18	213	2	4	24	1	4	0
Lehigh	3403	-9	2273	191	1218	97	205	280	3	253	26
Luzerne	2871	-4	2281	488	688	255	475	316	2	39	18
Lycoming	1516	-88	894	88	489	63	54	195	0	4	1
McKean	557	-17	451	32	295	26	21	42	0	30	5
Mercer	1927	-45	1279	70	876	39	36	255	0	3	0
Mifflin	354	-2	349	10	252	11	0	47	2	27	0
Monroe	632	3	477	40	229	11	37	56	6	78	20
Montgomery	4151	-50	3539	490	1151	253	313	583	16	475	258
Montour	65	0	47	1	32	0	0	12	0	2	0
Northampton	2247	-6	1712	288	951	92	110	189	2	75	5
Northumberland	294	5	319	33	227	11	5	38	1	2	2
Perry	564	-42	370	13	273	1	8	61	0	14	0
Pike	100	0	84	12	44	8	6	10	2	2	0
Potter	137	0	106	8	87	4	0	7	0	0	0
Schuylkill	721	-1	700	101	295	69	71	113	1	43	7
Snyder	671	-19	578	47	386	13	76	56	0	0	0
Somerset	765	-12	560	48	410	16	41	33	5	0	7
Sullivan	36	-1	42	2	26	1	3	6	0	2	2
Susquehanna	137	0	141	23	62	17	10	18	1	10	0
Tioga	767	-70	586	46	411	12	43	60	0	8	6
Union	495	0	446	49	130	5	223	26	1	11	1
Venango	356	-34	256	13	156	8	12	48	0	0	19
Warren	171	-2	156	16	105	10	10	13	0	1	0
Washington	2793	-90	2064	411	816	209	118	328	4	152	36
Wayne	239	-1	191	41	117	3	9	18	0	2	1
Westmoreland	4813	-30	3649	277	1984	305	211	440	10	231	191
York	295	-2	289	43	118	22	21	36	25	25	0
York	3765	-13	3293	284	2297	154	143	260	7	76	72
State Totals	111883	-1279	88189	10787	45207	6679	6376	12188	334	5085	1533

*Philadelphia Traffic Court and Pittsburgh Police Magistrates' statistics not included.

MISDEMEANOR AND FELONY COMPLAINTS BY COUNTY*

County	Complaints Filed	Adjustments	Complaints Disposed	Guilty Plea Misdemeanor 3	Bound Preliminary Hearing	Dismissal Preliminary Hearing	Waiver of Preliminary Hearing	Settled at Hearing	Withdrawal of Prosecution	Declared Fugitive	Other
Adams	568	0	528	20	203	59	125	18	94	6	3
Allegheny	10726	-66	10564	151	4084	3226	834	579	1274	197	219
Armstrong	482	0	424	17	114	49	121	26	90	0	7
Beaver	1846	-2	1751	65	498	350	291	32	478	35	2
Bedford	371	-1	372	1	136	16	126	28	62	2	1
Berks	2129	-1	2050	41	842	379	254	59	381	66	28
Blair	1398	0	1402	10	449	104	533	69	206	14	17
Bradford	445	0	423	3	105	20	215	5	46	21	8
Bucks	7041	-241	6532	65	1805	585	1604	99	1637	455	282
Butler	1409	-2	1274	46	216	113	532	220	124	13	10
Cambria	1736	-27	1641	51	442	165	493	89	255	9	137
Cameron	65	0	66	0	18	3	22	8	14	0	1
Carbon	396	0	378	23	160	55	86	4	46	0	4
Centre	960	0	960	102	359	140	191	69	90	6	3
Chester	3440	-45	3433	58	1401	354	525	66	583	101	345
Clarion	511	-10	475	79	108	28	139	29	61	1	30
Clearfield	819	0	824	67	194	194	151	32	186	0	0
Clinton	413	-3	359	4	132	39	112	5	47	0	20
Columbia	786	-26	729	43	209	178	124	50	120	0	5
Crawford	898	-3	853	38	237	61	277	46	154	5	35
Cumberland	1587	-49	1439	24	560	105	406	29	242	69	4
Dauphin	3776	-48	3276	250	1430	403	523	179	262	154	75
Delaware	7603	-34	7591	104	2220	2157	313	399	1783	203	412
Elk	263	-9	263	1	99	28	79	3	43	4	6
Erie	3756	-66	3541	64	1091	669	1047	133	380	32	125
Fayette	1463	-14	1256	6	408	198	425	21	144	29	25
Forest	75	0	68	0	11	3	25	1	21	0	7
Franklin	731	0	715	4	241	30	256	40	118	20	6
Fulton	113	-1	108	0	37	4	43	5	18	1	0
Greene	456	-4	385	0	123	27	134	10	79	8	4
Huntingdon	321	0	311	3	97	34	107	15	55	0	0
Indiana	756	0	719	0	259	126	174	68	89	0	3
Jefferson	396	0	422	38	91	27	130	0	119	9	8
Juniata	98	0	111	0	83	5	15	1	6	0	1
Lackawana	1649	-12	1450	58	469	239	227	86	253	49	69
Lancaster	2651	-18	2708	92	1312	176	643	42	314	89	40
Lav.rence	781	-35	712	38	231	148	52	19	173	13	38
Lebanon	851	-9	778	9	391	45	205	19	81	18	10
Lehigh	3167	-70	2576	184	1179	380	436	103	242	1	51
Luzerne	2320	-19	2152	62	584	309	647	124	371	28	27
Lycoming	1163	-28	930	19	344	101	312	42	102	4	6
McKean	483	-9	438	19	134	36	99	4	131	12	3
Mercer	1066	-50	853	19	348	50	110	26	262	24	14
Mifflin	330	0	384	4	99	12	138	17	89	0	25
Monroe	682	-42	674	1	316	73	82	19	162	8	13
Montgomery	5545	-21	5155	27	2354	570	1103	206	696	51	148
Montour	96	0	73	0	8	2	39	0	24	0	0
Northampton	1437	0	1366	54	605	110	283	85	179	47	3
Northumberland	682	-3	582	2	227	61	134	49	80	9	20
Perry	249	-6	228	6	101	22	49	7	37	0	6
Pike	70	-1	66	0	32	8	5	1	12	1	7
Potter	171	0	158	2	45	15	42	11	37	6	0
Schuylkill	1086	-9	1082	5	420	100	354	29	132	39	3
Snyder	160	0	149	0	25	15	73	13	23	0	0
Somerset	681	-5	654	1	258	103	68	49	140	23	12
Sullivan	61	2	57	0	8	3	34	3	7	0	2
Susquehanna	236	0	229	1	59	27	68	15	45	11	3
Tioga	474	-37	501	6	94	36	140	44	153	3	25
Union	80	0	71	1	53	2	6	2	7	0	0
Venango	564	-18	516	15	116	67	105	57	129	1	26
Warren	454	-9	410	7	152	19	120	14	65	0	33
Washington	1901	-64	1613	33	669	257	346	83	176	31	18
Wayne	298	0	260	2	79	28	96	4	47	1	3
Westmoreland	3850	-164	3389	72	935	688	376	263	821	119	115
Wyoming	206	-2	195	10	86	29	12	12	39	0	7
York	2592	-36	2529	97	983	228	727	102	220	99	73
State Totals	93869	-1317	88181	2224	31178	13893	17563	3987	14556	2147	2633

*Philadelphia Traffic Court and Pittsburgh Police Magistrates' statistics not included.

CIVIL COMPLAINTS BY COUNTY*

County	Complaints Filed	Adjustments	Complaints Disposed	Trial	Settled Before Trial	Judgement by Default	Dismissed without Prejudice	Withdrawal of Complaint	Closed-No Service	Other
Adams	915	0	895	132	206	508	13	8	28	0
Allegheny	16178	-6	15555	5026	1984	7411	402	230	494	8
Armstrong	692	0	506	113	107	263	14	6	3	0
Beaver	2319	-3	2329	650	474	988	86	54	76	1
Bedford	807	0	732	49	294	285	22	44	36	2
Berks	3218	-3	3775	724	682	1291	964	52	43	19
Blair	1761	0	1691	229	324	1086	34	5	13	0
Bradford	1187	0	1224	169	323	653	17	42	20	0
Bucks	12973	0	15235	2998	1997	6729	914	383	1586	628
Butler	2645	0	3254	385	1166	974	98	214	409	8
Cambria	2003	-8	1776	373	491	737	52	28	39	56
Cameron	89	0	82	26	19	35	1	1	0	0
Carbon	836	0	787	206	150	343	47	14	7	20
Centre	2277	-4	2280	431	572	731	151	137	252	6
Chester	6497	0	6449	1625	971	2962	326	100	443	22
Clarion	647	-4	621	55	210	292	24	10	28	2
Clearfield	1362	0	1147	213	341	568	17	5	3	0
Clinton	572	0	643	156	182	257	6	11	29	2
Columbia	1161	0	956	187	231	512	11	9	6	0
Crawford	3369	0	3351	379	653	2167	65	39	45	3
Cumberland	2081	0	1906	360	367	1028	89	10	50	2
Dauphin	5743	0	6256	1574	996	3226	193	107	152	8
Delaware	9305	0	9832	4751	1548	3002	193	133	183	22
Elk	577	1	571	64	172	304	3	4	24	0
Erie	4817	-2	4553	1024	1474	1679	121	91	44	120
Fayette	915	0	767	178	184	366	13	7	17	2
Forest	111	0	118	7	40	60	2	2	7	0
Franklin	1451	-6	1272	218	273	717	31	10	21	2
Fulton	136	0	128	19	38	62	5	3	1	0
Greene	415	0	363	55	135	127	12	15	12	7
Huntingdon	408	0	375	61	74	213	7	6	14	0
Indiana	947	-19	878	271	212	343	18	18	15	1
Jefferson	792	-2	751	149	149	435	11	4	2	1
Juniata	259	0	315	19	136	153	2	5	0	0
Lackawana	3469	-10	3044	692	711	1390	101	72	72	6
Lancaster	5066	-7	5175	851	912	2817	107	130	357	1
Lawrence	1082	-4	998	214	199	555	9	12	9	0
Lebanon	1510	-2	1427	315	392	593	26	36	48	17
Lehigh	5390	-1	4675	1040	1000	2316	129	71	113	6
Luzerne	3491	-11	3342	840	841	1358	96	150	42	15
Lycoming	1926	-1	1710	455	323	840	51	25	16	0
McKean	1409	0	1285	220	308	683	52	7	13	2
Mercer	2077	-1	1572	279	492	714	37	28	20	2
Mifflin	707	0	706	51	213	415	8	6	12	1
Monroe	1685	-2	1570	337	530	575	40	43	44	1
Montgomery	11908	-34	13072	3235	2422	5843	874	166	494	38
Montour	118	0	121	24	42	53	1	1	0	0
Northampton	2913	0	2699	790	681	1891	52	60	25	0
Northumberland	923	0	848	312	181	297	45	5	5	3
Perry	659	-1	596	66	136	363	19	4	0	8
Pike	1669	0	1790	133	404	1192	20	29	11	1
Potter	238	0	239	5	78	144	2	2	6	2
Schuylkill	1168	18	1107	285	220	530	33	15	24	0
Snyder	560	0	472	41	186	233	2	9	1	0
Somerset	1248	0	1095	177	286	579	39	6	7	1
Sullivan	57	0	49	10	21	18	0	0	0	0
Susquehanna	606	0	614	108	156	295	22	3	14	16
Tioga	1113	-8	1553	80	749	195	5	512	7	5
Union	462	-2	400	145	193	4	23	6	24	5
Venango	894	-6	849	107	188	498	41	7	7	1
Warren	706	0	659	87	206	315	7	15	26	3
Washington	2024	0	1995	545	356	895	112	26	60	1
Wayne	707	0	584	81	212	235	32	20	3	1
Westmoreland	4109	-5	4389	1182	767	1722	203	91	149	275
Wyoming	455	0	438	53	79	280	6	7	12	1
York	4516	-5	3631	423	1248	1621	129	76	132	2
State Totals	154330	-138	154077	36059	31907	69166	6287	3447	5855	1356

*Philadelphia Traffic Court and Pittsburgh Police Magistrates' statistics not included.

**CASE VOLUME BY
MAGISTERIAL DISTRICT, 1977**

TRAFFIC CITATIONS, CRIMINAL AND CIVIL COMPLAINTS

	ADAMS					ALLEGHENY					
	3-01	3-02	3-03	3-04	3-06	2-01	2-02	2-03	2-04	2-05	2-06
1977 POPULATION	13506	15320	10136	10323	7652	28887	41204	39188	30461	29790	62886
Traffic Citations Filed	994	977	1066	773	576	3526	1671	1152	2060	769	3597
Dispositions By:											
Guilty—Trial	23	51	27	26	17	129	106	61	118	50	82
Guilty Plea	816	801	964	664	491	2033	1070	682	1425	598	1953
Not Guilty	6	9	2	7	6	95	481	279	38	190	331
Withdrawal	20	54	30	40	15	228	64	50	61	32	18
Substantive Defect	0	0	0	1	0	42	1	7	0	9	2
Unable to Locate	7	2	1	4	0	316	63	23	0	8	1
Other	5	0	0	2	2	657	11	3	0	0	0
Total Dispositions	877	917	1024	744	531	3500	1796	1105	1642	887	2387
Adjustments	-7	-88	0	-1	-26	0	-435	-21	0	0	-7
Non-Traffic Citations Filed	824	321	132	233	65	819	407	427	662	503	843
Dispositions By:											
Guilty—Trial	12	6	4	13	4	56	75	75	30	57	22
Guilty Plea	558	248	113	189	51	297	279	212	326	331	434
Not Guilty	7	7	3	12	2	31	73	91	4	86	101
Settled	6	0	0	1	0	12	0	0	1	2	0
Withdrawal	208	28	6	14	5	85	17	17	12	49	0
Substantive Defect	3	1	1	0	0	3	2	4	0	3	0
Unable to Locate	5	0	0	1	0	19	12	0	0	11	15
Other	9	0	0	0	0	145	3	2	0	0	0
Total Dispositions	808	290	127	230	62	648	461	401	373	539	572
Adjustments	0	-5	0	0	-5	0	-1	-3	0	0	-7
Summary Complaints Filed	211	135	85	42	39	196	477	174	5	257	304
Dispositions By:											
Guilty—Trial	7	3	6	3	6	36	105	43	0	49	48
Guilty Plea	141	129	53	23	21	37	231	35	3	139	57
Not Guilty	10	10	2	0	5	37	70	26	0	10	48
Settled	2	4	1	1	1	33	28	19	0	1	22
Withdrawal	20	22	8	10	5	13	36	14	0	9	36
Substantive Defect	3	0	1	0	0	0	0	0	0	0	0
Unable to Locate	11	1	9	0	0	6	50	28	0	0	64
Other	1	0	0	1	0	0	0	0	0	0	0
Total Dispositions	195	169	80	38	38	162	520	165	3	208	275
Adjustments	0	-1	0	0	0	0	-8	0	0	0	0
Misdemeanor/Felony Complaints Filed	166	165	90	80	67	246	333	162	0	173	421
Dispositions By:											
Guilty Plea Misdemeanor 3	10	10	0	0	0	0	0	2	0	19	1
Bound Over	42	66	37	25	33	105	202	61	0	69	199
Dismissed	17	18	11	9	4	30	112	36	0	35	154
Waiver	48	27	15	23	12	10	21	15	0	6	46
Settled	5	8	1	4	0	42	4	2	0	8	3
Withdrawal	17	23	23	20	11	18	24	41	0	7	19
Fugitive	2	4	0	0	0	8	12	3	0	1	12
Other	0	0	0	2	1	0	0	0	0	0	2
Total Dispositions	141	156	87	83	61	213	375	160	0	145	436
Adjustments	0	0	0	0	0	0	0	-2	0	0	0
Civil Complaints Filed	295	203	118	145	154	267	415	195	0	250	515
Dispositions By:											
Trial	21	44	6	22	39	105	123	63	0	73	117
Settled	56	46	32	46	26	35	60	34	0	49	83
Default	177	98	79	60	94	89	206	85	0	102	253
Dismissed Without Prejudice	1	4	3	3	2	6	15	0	0	4	3
Withdrawal	0	2	3	2	1	3	0	1	0	0	5
No Service	11	5	3	0	9	5	6	9	0	3	13
Other	0	0	0	0	0	0	0	0	0	0	0
Total Dispositions	266	199	126	133	171	243	410	192	0	231	474
Adjustments	0	0	0	0	0	0	0	0	0	0	0

NON-TRAFFIC CITATIONS BY MAGISTERIAL DISTRICTS

2-07	2-08	2-09	2-10	2-11	2-13	2-14	2-15	2-16	2-17	2-18	2-19	2-20	2-21	2-22	2-23	2-24
33752	29471	39652	26780	32541	37977	44093	26772	27108	31048	40461	52452	34791	24994	28297	25224	22020
3064	2105	1553	4072	1450	668	2203	732	2266	1980	2167	4575	1653	3610	2220	2003	1391
195	135	23	14	20	22	75	17	112	71	322	553	105	255	127	199	37
2460	985	596	2058	485	314	1202	237	1265	1153	484	2416	865	1216	1196	1396	499
145	104	164	178	139	103	86	132	270	333	275	476	194	278	121	156	72
1	39	112	30	88	2	548	38	162	93	14	2	41	107	41	65	261
200	960	19	0	36	7	42	0	4	15	82	10	0	442	87	22	42
221	0	172	1522	1132	0	59	23	0	331	21	112	3	117	34	98	137
0	0	3	0	419	21	0	0	0	0	0	0	0	0	0	0	35
3222	2223	1089	3802	2319	469	2012	447	1813	1996	1198	3569	1208	2415	1606	1936	1083
0	0	-49	0	0	-20	0	0	0	0	0	0	0	-12	-16	0	0
459	323	489	416	327	936	579	308	173	968	348	6981	747	1057	367	499	959
43	30	17	18	12	139	37	96	30	47	72	842	58	134	19	77	49
284	106	146	264	132	362	125	50	64	445	201	1660	416	270	164	329	404
55	31	77	55	59	68	10	98	13	180	106	620	35	98	35	31	50
0	2	26	2	0	0	111	3	0	12	6	116	6	4	1	0	1
6	6	17	5	30	13	103	15	17	60	10	0	18	57	14	14	104
50	230	1	0	28	2	25	1	0	9	59	23	0	48	10	0	18
49	0	10	117	276	15	28	0	0	150	1	363	2	30	1	36	48
0	0	1	0	0	29	0	0	0	37	0	0	0	0	0	0	0
487	405	295	461	537	628	439	263	124	940	455	3624	535	641	244	487	674
0	0	-1	0	0	-28	0	0	0	0	0	0	0	-9	-2	0	0
472	58	127	221	416	394	719	171	1298	259	128	914	459	245	192	398	104
23	11	18	93	38	156	75	50	80	123	3	145	61	94	15	113	39
240	20	4	29	170	15	83	5	543	78	1	460	214	38	51	169	31
27	4	9	11	31	117	41	38	54	17	10	148	18	44	7	29	25
0	2	78	27	0	42	70	22	11	33	19	9	51	12	15	7	24
0	2	16	38	78	65	121	46	41	16	3	3	26	50	21	27	11
2	9	0	0	0	0	1	0	0	0	0	2	0	1	1	0	0
98	0	3	4	3	19	30	7	22	7	7	83	7	1	13	94	0
0	0	0	0	1	8	0	0	0	0	0	0	0	0	0	0	0
390	48	128	202	321	422	421	168	751	274	43	850	377	240	123	439	130
0	0	0	0	-11	-2	0	0	0	-5	0	0	0	0	2	0	0
301	117	370	236	211	434	600	192	372	301	118	584	195	534	133	164	238
12	2	0	2	1	1	21	8	0	0	1	2	8	20	0	0	0
130	44	106	106	72	162	190	55	136	125	21	254	132	224	49	75	70
110	34	120	59	26	181	183	92	86	110	32	250	22	235	22	59	80
30	5	37	19	25	27	45	12	19	83	13	39	19	20	16	15	22
4	0	13	2	0	12	67	0	14	28	15	3	0	3	2	0	5
5	5	39	51	40	50	150	21	12	22	11	28	6	73	31	18	51
0	0	8	14	7	4	2	0	2	3	0	13	3	7	6	0	1
0	0	6	0	27	26	0	0	1	3	0	7	0	0	0	0	0
291	90	329	253	198	463	658	188	270	374	93	596	190	582	126	167	229
0	0	-4	0	0	0	0	0	0	-7	0	0	0	0	-2	0	0
355	120	366	428	184	427	438	237	322	467	214	372	292	277	203	290	213
83	41	122	113	57	128	96	88	93	115	39	295	81	153	61	94	77
33	20	20	42	32	40	50	19	33	110	30	56	19	41	16	34	20
196	33	206	234	94	211	184	104	130	177	68	153	107	30	99	134	101
17	6	1	3	5	16	26	14	9	54	8	1	8	10	0	8	7
0	2	2	0	1	18	13	3	18	1	3	4	4	10	4	8	1
18	2	6	5	0	42	12	0	3	8	0	30	0	5	5	18	0
0	0	0	0	0	0	0	0	0	0	0	0	0	0	0	0	0
347	104	357	397	189	455	381	228	286	465	148	539	219	249	185	296	206
-4	0	0	0	0	0	0	0	0	0	0	0	0	0	0	0	0

TRAFFIC CITATIONS, CRIMINAL AND CIVIL COMPLAINTS

	ALLEGHENY (Continued)											
	2-25	2-27	2-28	2-29	2-30	2-31	2-33	2-34	2-35	2-36	2-37	2-39
1977 POPULATION	31570	24152	35962	30803	19211	44223	19651	22783	44398	31265	29860	26617
Traffic Citations Filed	4582	3858	177	10	8	30	53	6	124	486	3	221
Dispositions By:												
Guilty—Trial	182	79	21	2	0	4	1	0	25	49	0	21
Guilty Plea	2534	1903	102	7	8	18	28	4	106	454	0	160
Not Guilty	102	13	5	0	0	0	0	0	4	33	1	7
Withdrawal	227	0	1	0	0	0	0	0	0	3	0	2
Substantive Defect	423	0	2	0	0	0	0	0	0	0	0	0
Unable to Locate	1291	0	0	0	0	1	0	1	0	0	0	0
Other	100	0	0	0	0	0	0	0	0	0	0	0
Total Dispositions	4859	1995	131	9	8	23	29	5	135	539	1	190
Adjustments	0	0	0	0	0	0	0	0	0	0	0	0
Non-Traffic Citations Filed	907	16	27	17	75	34	5	4	3	18	22	12
Dispositions By:												
Guilty—Trial	26	2	5	8	10	9	0	4	1	2	1	2
Guilty Plea	623	9	8	4	8	6	0	0	0	4	12	3
Not Guilty	14	0	2	4	17	10	0	0	1	1	1	1
Settled	2	0	0	0	0	0	0	0	0	0	5	0
Withdrawal	39	0	4	0	11	0	0	0	0	0	2	0
Substantive Defect	17	0	0	0	20	0	0	0	0	0	0	0
Unable to Locate	946	0	0	1	3	0	0	0	0	0	0	0
Other	144	0	0	0	0	0	0	0	0	0	0	0
Total Dispositions	1811	11	19	17	69	25	0	4	2	7	21	6
Adjustments	0	0	0	0	0	0	0	0	0	0	0	0
Summary Complaints Filed	229	232	340	242	560	442	218	150	100	154	160	196
Dispositions By:												
Guilty—Trial	48	15	108	53	309	118	79	58	14	42	30	24
Guilty Plea	28	5	15	10	7	3	8	14	5	4	13	3
Not Guilty	14	15	25	20	36	37	58	20	16	32	34	33
Settled	97	2	17	42	87	70	3	23	15	13	62	31
Withdrawal	40	108	31	19	52	26	5	22	15	11	14	78
Substantive Defect	1	0	0	0	3	0	0	0	0	0	0	2
Unable to Locate	17	0	46	25	14	61	0	1	11	2	6	1
Other	25	0	0	1	0	0	0	0	0	0	1	6
Total Dispositions	270	145	242	170	505	315	153	138	76	104	160	178
Adjustments	0	0	0	0	0	0	0	0	0	-1	0	1
Misde/Felony Complaints Filed	271	95	405	125	58	93	96	30	41	86	132	132
Dispositions By:												
Guilty Plea Misdemeanor 3	5	1	9	1	0	1	0	2	5	0	0	0
Bound Over	90	17	98	26	9	21	18	15	15	17	26	31
Dismissed	66	29	80	24	14	25	28	8	9	10	45	18
Waiver	21	6	30	5	0	9	0	0	0	3	5	8
Settled	2	10	24	6	2	7	0	5	3	11	18	0
Withdrawal	51	31	32	3	32	15	14	2	0	3	16	44
Fugitive	23	0	7	4	0	1	0	0	1	0	17	9
Other	12	26	23	0	1	0	0	0	0	0	3	9
Total Dispositions	270	120	303	69	58	79	60	32	33	44	130	119
Adjustments	0	-1	0	0	0	0	0	0	0	0	0	-4
Civil Complaints Filed	421	485	1187	659	206	522	175	521	391	223	324	398
Dispositions By:												
Trial	94	95	223	273	98	246	37	220	107	65	103	116
Settled	62	59	61	47	31	49	5	76	40	14	61	60
Default	194	294	843	279	82	175	44	214	120	83	139	198
Dismissed Without Prejudice	4	2	23	0	4	1	2	10	7	6	16	5
Withdrawal	13	7	15	1	1	3	0	1	5	1	6	0
No Service	13	0	83	22	9	40	0	4	15	1	0	1
Other	5	0	0	1	0	0	0	0	0	0	0	1
Total Dispositions	385	457	1248	623	225	514	88	525	294	170	325	381
Adjustments	0	0	0	-1	0	0	0	0	0	0	0	0

Note: Footnotes at the end of Tables.

NON-TRAFFIC CITATIONS BY MAGISTERIAL DISTRICTS

2-40	2-42	2-43	2-44	2-45	2-46	3-01	3-02	3-03	3-04	3-05	3-07	3-08	3-09	4-01	4-04	4-05
38656	45203	31902	25366	28216	24593	31591	15632	13899	14042	12616	18791	23142	15051	9966	11287	21932
56	3	3323	4	2474	2427	3071	3641	1869	524	547	280	1217	216	834	851	906
3	1	139	0	124	133	241	163	74	37	74	11	40	6	70	9	31
81	2	2664	4	1120	1732	2373	2359	1164	288	346	190	830	137	534	638	643
0	0	83	0	75	215	145	123	55	111	20	43	116	35	147	4	34
23	0	71	0	37	201	18	125	32	0	2	29	30	1	21	35	75
0	0	44	0	25	7	9	91	0	0	3	12	51	0	8	21	0
0	0	3	0	40	7	242	190	0	0	26	0	22	0	29	94	15
0	0	41	0	0	0	8	53	131	0	0	0	0	0	0	30	1
107	3	3045	4	1421	2295	3106	3104	1456	436	471	285	1089	179	809	831	799
0	0	0	0	0	-81	0	0	-1	-79	0	0	0	0	0	0	-3
22	14	226	7	619	715	493	313	685	161	233	156	274	451	345	376	301
4	1	16	0	68	120	40	32	14	24	10	2	14	133	7	10	13
7	0	111	3	93	350	417	205	354	85	154	115	144	178	290	281	247
2	0	10	0	46	65	52	35	33	14	12	11	30	49	49	2	22
0	0	6	0	38	0	0	1	6	0	3	3	6	0	5	0	5
3	1	17	0	31	54	7	23	4	1	8	5	6	5	8	22	13
0	0	9	0	11	0	21	3	0	0	2	3	11	0	4	0	0
0	0	13	0	40	0	38	35	0	0	6	2	3	1	4	21	8
0	0	0	0	0	0	18	0	0	1	1	0	0	0	0	4	0
16	2	182	3	327	589	593	334	411	125	196	141	214	366	367	340	308
0	0	0	0	0	-20	0	0	0	-25	0	0	0	0	0	0	-1
252	215	190	104	280	229	290	104	214	74	38	60	73	155	39	58	159
35	39	34	8	48	17	18	22	19	15	5	22	15	72	0	4	17
2	0	27	3	14	96	170	19	4	22	3	14	4	11	17	23	4
46	20	5	22	135	41	23	5	17	12	8	15	3	48	3	0	5
59	97	41	42	20	0	3	44	127	0	11	13	9	3	1	8	64
21	51	5	17	46	55	13	15	15	3	7	5	8	30	5	4	65
1	0	6	0	7	0	1	0	1	0	0	0	0	0	1	1	0
6	0	13	6	27	2	18	5	13	0	1	0	0	0	6	18	7
0	0	0	0	4	1	41	0	0	3	0	0	0	0	0	1	0
170	207	131	98	301	212	287	110	196	55	35	69	39	164	33	59	162
0	0	0	0	0	-16	0	0	0	-17	0	0	0	-2	0	0	-2
167	119	109	106	251	174	195	128	300	80	77	0	0	165	215	87	137
0	0	3	0	2	0	1	0	0	0	0	1	0	0	11	5	3
51	17	40	12	53	63	101	30	119	25	19	22	58	75	164	42	65
72	51	22	39	123	48	36	47	66	13	14	31	68	46	40	13	47
23	2	11	0	15	11	28	16	6	4	4	4	10	20	1	10	12
7	13	6	43	43	0	1	22	101	1	3	1	3	0	4	2	12
19	23	2	4	45	37	16	35	15	7	6	13	9	31	0	12	23
1	3	0	0	6	4	5	6	0	0	3	0	0	0	1	0	0
0	3	1	0	28	14	16	0	0	2	0	0	0	0	0	5	4
173	112	85	98	315	177	204	156	307	52	49	72	148	172	221	89	166
0	-4	0	0	0	-2	0	0	0	22	-1	59	158	-10	0	0	-7
577	385	398	105	482	211	246	179	332	115	65	73	70	121	48	108	160
176	87	79	61	138	55	97	51	109	26	20	18	17	53	35	22	36
27	66	47	19	60	29	28	38	49	24	11	6	13	18	8	25	50
324	138	211	36	221	119	110	75	166	40	20	32	28	56	7	41	66
11	5	1	7	20	5	17	2	1	7	0	2	0	5	0	6	10
0	13	1	4	23	4	1	4	4	5	0	0	0	0	1	0	2
0	0	3	5	10	2	59	9	9	0	1	0	0	0	0	3	4
0	0	0	0	0	0	0	0	0	0	0	0	0	0	0	1	0
538	309	342	132	472	214	312	179	338	102	52	58	58	132	51	98	171
0	0	0	0	0	0	0	0	0	1	0	0	0	0	0	0	-2

TRAFFIC CITATIONS, CRIMINAL AND CIVIL COMPLAINTS

	ALLEGHENY (Continued)		ARMSTRONG				BEAVER			
	4-06	4-07	3-01	3-02	3-03	3-04	1-01	1-02	1-03	2-01
1977 POPULATION	15411	13023	18526	20774	18841	17449	21882	23485	22277	28188
Traffic Citations Filed	2229	1285	1507	1173	755	451	3999	803	2128	3336
Dispositions By:										
Guilty-Trial	136	70	50	46	36	21	48	32	44	103
Guilty Plea	957	945	1468	927	473	392	2374	667	1620	2499
Not Guilty	62	108	56	14	58	15	100	5	187	118
Withdrawal	12	36	31	23	63	0	467	63	70	133
Substantive Defect	9	1	0	2	17	0	20	0	54	55
Unable to Locate	28	3	2	2	1	4	1	13	135	425
Other	0	0	0	26	10	0	4	0	5	0
Total Dispositions	1204	1163	1607	1040	658	432	3014	780	2115	3333
Adjustments	0	0	0	0	-3	0	+2592	0	-7	0
Non-Traffic Citations Filed	501	209	429	714	482	93	375	1167	443	406
Dispositions By:										
Guilty-Trial	39	9	26	16	42	7	23	26	46	28
Guilty Plea	362	113	722	458	231	91	209	649	210	214
Not Guilty	22	31	23	26	59	1	33	14	51	47
Settled	0	0	12	1	15	0	0	0	2	1
Withdrawal	13	3	19	61	39	3	37	133	29	55
Substantive Defect	2	0	2	2	2	0	3	1	7	1
Unable to Locate	0	1	0	0	1	0	0	263	13	49
Other	0	0	0	12	6	0	3	0	2	0
Total Dispositions	438	157	504	576	395	102	308	1086	360	395
Adjustments	0	0	0	0	-7	0	0	0	-3	0
Summary Complaints Filed	175	162	8	166	151	153	235	284	255	418
Dispositions By:										
Guilty-Trial	33	18	10	27	1	37	10	4	31	36
Guilty Plea	143	6	45	115	89	84	58	113	26	185
Not Guilty	14	6	19	16	9	14	25	0	124	21
Settled	3	17	11	3	9	3	7	0	9	0
Withdrawal	4	35	16	28	2	2	69	69	44	71
Substantive Defect	1	0	0	1	0	0	0	0	0	0
Unable to Locate	5	1	0	2	2	0	17	169	13	36
Other	0	0	0	2	0	0	2	0	0	0
Total Dispositions	203	83	101	194	112	140	188	355	247	349
Adjustments	0	0	0	0	0	0	0	0	0	0
Misde/Felony Complaints Filed	170	30	62	193	161	66	291	188	279	197
Dispositions By:										
Guilty Plea Misdemeanor 3	1	0	2	4	11	0	9	11	4	0
Bound Over	108	50	34	40	20	20	57	33	85	64
Dismissed	14	12	6	17	19	7	36	6	111	22
Waiver	22	4	14	78	15	14	37	70	10	32
Settled	2	0	2	3	17	4	4	0	7	0
Withdrawal	4	8	4	43	41	2	72	44	35	63
Fugitive	0	0	0	0	0	0	9	0	7	1
Other	0	0	0	6	1	0	0	0	0	0
Total Dispositions	151	74	62	191	124	47	224	164	259	182
Adjustments	0	0	0	0	0	0	0	-2	0	0
Civil Complaints Filed	65	79	45	439	119	89	327	260	221	413
Dispositions By:										
Trial	34	18	5	8	49	51	115	9	70	99
Settled	8	17	5	46	30	16	32	39	27	59
Default	31	26	19	189	35	20	109	232	108	171
Dismissed Without Prejudice	1	1	1	8	2	3	13	1	13	19
Withdrawal	2	12	1	3	0	2	3	1	1	16
No Service	2	9	0	1	2	0	8	5	1	11
Other	0	0	0	0	0	0	0	0	0	0
Total Dispositions	78	83	31	265	118	92	280	287	220	375
Adjustments	0	0	0	0	0	0	0	0	0	0

Note: Footnotes at the end of Tables.

NON-TRAFFIC CITATIONS BY MAGISTERIAL DISTRICTS

2-02	3-01	3-02	3-03	3-04	BEDFORD	3-01	3-02	3-03	3-04	BERKS	^a 0-00	1-01	1-02	1-03	1-04	1-05
28463	25413	16239	23480	20231		10960	11937	9265	10191			13371	17706	17827	19728	19011
3562	930	1734	2275	1214		1728	1806	298	11721		2775	47	3	11	4	31
150	18	80	99	61		18	22	22	135		103	2	1	1	0	0
2619	665	1504	1567	944		1433	1875	271	9128		1759	32	1	10	7	27
107	19	49	250	29		6	15	8	21		76	1	1	0	0	0
261	82	111	47	42		2	88	6	1637		269	0	0	0	0	2
9	55	0	49	2		1	0	0	8		38	0	0	0	0	1
11	8	11	0	216		428	0	0	225		42	0	2	0	0	0
0	0	0	0	0		0	0	0	0		0	0	1	1	0	0
3157	847	1755	2012	1294		1888	2000	307	11154		2287	35	6	12	7	30
0	0	0	0	0		0	0	-5	-6		0	0	0	0	0	0
428	500	199	412	251		126	155	55	124		1232	43	45	74	173	102
32	41	30	21	27		7	0	9	12		251	6	9	2	5	18
243	284	145	162	130		107	156	35	96		694	10	20	28	142	59
22	5	11	64	19		4	0	4	1		64	1	3	3	1	3
0	1	34	0	0		0	13	0	0		4	3	3	4	1	6
63	58	34	24	17		3	59	14	4		102	7	0	8	5	6
0	14	0	10	1		0	0	0	0		18	0	0	0	0	0
24	24	2	0	40		0	0	0	0		0	0	1	0	0	0
0	4	0	0	2		0	0	0	0		0	0	0	0	3	0
384	431	256	281	236		121	228	62	113		1133	27	36	45	157	92
-2	0	0	0	0		0	0	-1	-4		0	0	0	0	0	0
387	192	164	123	210		64	210	137	137		0	236	147	86	140	136
20	5	35	1	31		12	0	3	13		0	49	22	19	14	82
141	103	123	29	146		33	151	115	101		0	74	38	9	53	14
34	0	8	27	19		3	4	8	2		0	64	13	16	13	3
51	0	33	3	10		4	0	2	1		0	4	21	2	0	26
72	15	37	42	40		24	76	43	9		0	19	25	23	43	19
0	2	0	0	0		0	0	0	0		0	0	0	0	0	0
25	31	19	2	54		0	0	0	0		0	3	2	17	6	0
0	0	0	0	3		1	0	0	0		0	2	2	0	3	0
343	156	255	104	303		77	231	171	126		0	215	123	86	132	144
-1	0	0	0	0		0	0	0	0		0	0	-1	0	-10	0
261	137	162	150	181		73	136	72	90		0	178	244	223	140	164
17	4	5	2	13		0	1	0	0		0	16	9	0	6	0
43	32	74	47	63		27	55	19	35		0	56	104	71	60	117
50	14	41	29	41		5	5	5	1		0	55	45	36	21	15
41	26	35	22	18		31	50	23	22		0	20	24	28	28	17
9	2	4	0	6		2	5	9	12		0	0	7	0	0	2
69	48	41	67	39		4	18	24	16		0	30	10	25	29	21
7	1	6	0	4		0	2	0	0		0	0	7	5	16	11
1	0	0	0	1		1	0	0	0		0	3	4	8	3	0
237	127	206	167	185		70	136	80	86		0	180	210	173	163	183
0	0	0	0	0		0	0	0	-1		0	0	0	0	-1	0
412	212	158	208	108		233	202	146	226		0	246	151	363	95	179
52	45	45	168	47		16	8	11	14		0	119	58	34	31	39
152	73	54	14	24		89	122	21	62		0	42	27	42	13	42
140	117	71	14	26		6	43	105	131		0	74	38	214	34	76
18	9	10	1	2		11	6	1	4		0	3	1	10	4	7
9	2	8	10	4		39	0	2	3		0	3	0	2	5	14
18	3	12	2	16		0	15	20	1		0	1	0	9	0	3
0	1	0	0	0		2	0	0	0		0	5	0	0	0	0
389	250	200	209	119		163	194	160	215		0	247	124	311	87	181
0	0	-3	0	0		0	0	0	0		0	0	-3	0	0	0

TRAFFIC CITATIONS, CRIMINAL AND CIVIL COMPLAINTS

	BERKS (Continued)												
	1-06	2-01	2-02	2-03	2-04	3-01	3-02	3-03	3-04	3-05	3-06	3-07	
1977 POPULATION	19879	16749	15431	20419	20251	17526	18535	11320	20223	11923	14070	9412	
Traffic Citations Filed	926	866	1552	739	633	2319	731	625	1627	936	1499	729	
Dispositions By:													
Guilty-Trial	27	21	56	71	29	102	34	31	10	50	44	15	
Guilty Plea	849	722	1238	690	509	2071	614	491	1347	802	1355	600	
Not Guilty	35	22	27	0	16	12	12	17	24	62	24	24	
Withdrawal	20	23	97	59	15	142	26	49	80	15	5	59	
Substantive Defect	0	2	1	0	1	2	1	0	0	9	3	0	
Unable to Locate	2	2	64	0	0	24	1	11	3	41	62	0	
Other	0	1	0	0	0	0	4	1	0	4	0	0	
Total Dispositions	933	793	1483	820	570	2353	692	600	1464	983	1493	698	
Adjustments	0	0	0	0	0	0	0	-3	0	0	0	0	
Non-Traffic Citations Filed	117	258	287	228	102	413	225	165	279	331	123	49	
Dispositions By:													
Guilty-Trial	13	25	7	59	3	16	12	5	3	12	22	2	
Guilty Plea	92	177	208	156	98	291	184	124	198	257	80	22	
Not Guilty	9	22	16	0	3	5	0	0	6	6	10	1	
Settled	0	1	0	4	0	2	0	0	0	0	0	0	
Withdrawal	2	11	17	14	3	42	2	17	24	12	0	8	
Substantive Defect	0	0	0	0	0	2	0	0	0	0	0	0	
Unable to Locate	3	0	6	0	0	6	0	0	2	2	4	0	
Other	0	4	0	0	0	0	0	0	1	1	0	0	
Total Dispositions	119	240	254	242	107	364	198	146	234	290	116	33	
Adjustments	0	0	0	0	0	0	0	-11	0	0	0	0	
Summary Complaints Filed	364	100	140	224	101	123	106	63	96	52	56	32	
Dispositions By:													
Guilty-Trial	13	7	20	14	6	8	1	3	4	3	28	5	
Guilty Plea	267	56	134	106	18	44	44	26	42	3	36	12	
Not Guilty	11	4	20	1	5	1	6	1	5	7	10	0	
Settled	10	0	0	6	9	26	7	23	3	2	2	0	
Withdrawal	22	19	45	15	7	42	17	31	25	5	1	6	
Substantive Defect	1	0	0	0	0	0	0	0	0	0	0	0	
Unable to Locate	2	0	14	0	2	0	0	3	0	0	2	0	
Other	0	0	0	0	1	0	0	3	0	0	0	0	
Total Dispositions	326	86	233	142	48	121	75	90	79	20	79	23	
Adjustments	0	0	0	0	0	0	0	0	0	0	0	0	
Misdemeanor/Felony Complaints Filed	118	79	111	72	107	111	90	82	131	106	74	46	
Dispositions By:													
Guilty Plea Misdemeanor 3	0	1	0	2	0	0	3	0	1	3	0	0	
Bound Over	50	22	47	40	18	39	30	17	61	48	22	17	
Dismissed	14	9	17	6	17	9	18	22	18	29	36	6	
Waiver	11	5	15	2	15	16	14	8	11	10	16	7	
Settled	2	1	0	15	4	10	0	3	12	2	1	0	
Withdrawal	30	22	38	16	30	41	13	27	27	3	0	11	
Fugitive	1	0	5	0	1	1	3	1	10	0	0	0	
Other	0	0	0	0	0	7	1	0	1	0	0	0	
Total Dispositions	108	60	122	81	85	123	82	78	141	95	75	41	
Adjustments	0	0	0	0	0	0	0	0	0	0	0	0	
Civil Complaints Filed	201	105	180	157	269	216	242	106	199	91	231	67	
Dispositions By:													
Trial	36	18	137	0	11	56	34	10	31	2	64	16	
Settled	27	9	26	155	73	34	49	28	55	8	19	9	
Default	94	43	0	0	115	76	110	63	92	58	134	25	
Dismissed Without Prejudice	903	6	8	4	4	2	2	2	0	1	1	5	
Withdrawal	2	14	4	1	3	0	1	0	3	0	0	0	
No Service	2	0	4	0	2	1	2	2	0	0	12	1	
Other	0	0	0	0	6	0	0	3	0	0	0	0	
Total Dispositions	1064	90	179	160	214	169	198	108	181	69	230	56	
Adjustments	0	0	0	0	0	0	0	0	0	0	0	0	

NON-TRAFFIC CITATIONS BY MAGISTERIAL DISTRICTS

		BLAIR								BRADFORD			
3-08		1-01	1-02	1-03	1-04	3-01	3-02	3-03	3-04	5-01	3-02	3-03	3-04
13001		17452	16058	16084	19848	18614	20314	17459	16069	12598	22229	10681	12454
761		610	728	453	398	1367	1506	1718	1011	851	1545	989	909
35		22	36	0	7	36	42	23	30	27	145	24	30
626		499	614	366	352	1161	1330	1662	992	722	1175	829	862
21		26	27	0	12	20	10	20	9	14	6	11	7
40		17	11	9	3	56	7	87	13	15	45	2	7
5		1	12	0	0	3	6	18	1	5	0	8	0
0		30	1	0	0	8	1	11	0	23	1	24	5
5		0	1	0	0	11	0	0	0	1	5	19	0
732		595	702	375	374	1295	1396	1821	1045	807	1377	917	911
0		0	0	0	0	-12	0	0	0	-52	-5	0	0
147		210	224	217	115	180	739	409	337	98	572	226	113
10		0	23	0	0	9	16	26	10	6	12	13	14
112		148	88	140	56	129	512	453	333	52	311	129	85
6		0	5	0	0	5	16	16	5	0	7	9	3
0		0	5	0	0	0	0	1	0	1	1	6	3
8		0	0	0	0	12	12	15	4	5	55	2	4
4		0	0	0	0	0	0	10	0	0	0	8	0
0		66	15	182	0	2	4	9	2	0	1	2	0
8		4	0	0	0	3	2	0	2	0	6	11	0
148		218	136	322	56	160	562	530	356	64	393	180	109
0		0	0	0	0	-4	0	0	0	0	0	0	0
27		807	161	406	464	167	428	170	247	138	300	191	88
1		34	18	0	3	6	12	10	8	6	10	20	2
14		632	86	182	315	81	207	123	132	79	96	82	55
3		5	9	0	15	7	9	2	5	3	3	9	1
1		3	38	0	1	14	3	0	9	1	12	8	4
5		44	5	2	1	15	47	34	8	5	20	25	6
0		0	9	0	0	1	0	13	0	0	1	0	0
0		103	0	0	0	8	3	21	2	2	11	0	1
2		1	1	0	0	33	0	0	0	0	0	1	3
26		822	166	184	335	165	281	203	164	96	153	145	72
0		0	0	0	0	0	0	0	0	0	0	-3	0
53		269	124	177	147	200	203	168	110	63	146	116	120
0		0	0	0	1	1	0	3	5	0	1	1	1
23		116	43	82	24	60	38	75	11	22	32	38	13
6		15	16	4	14	11	15	25	4	5	5	8	2
7		183	30	0	68	57	70	66	59	23	52	60	80
0		12	13	0	3	15	10	5	11	2	1	1	1
8		30	26	0	8	43	34	33	32	5	13	15	13
5		2	1	0	0	8	0	0	3	5	6	9	1
1		0	1	0	3	6	0	0	7	0	5	0	3
50		358	130	86	121	201	167	207	132	62	115	132	114
0		0	0	0	0	0	0	0	0	0	0	0	0
120		237	162	299	166	165	277	143	312	164	677	92	254
28		16	68	0	20	55	60	0	10	23	111	12	23
24		53	22	59	30	19	51	26	64	43	118	17	145
45		273	73	202	106	76	81	92	183	87	383	77	106
1		2	2	0	0	5	6	16	3	0	11	4	2
0		0	0	0	1	2	2	0	0	0	36	1	5
4		12	1	0	0	0	0	0	0	1	14	4	1
5		0	0	0	0	0	0	0	0	0	0	0	0
107		356	166	261	157	157	200	134	260	154	673	115	282
0		0	0	0	0	0	0	0	0	0	0	0	0

TRAFFIC CITATIONS, CRIMINAL AND CIVIL COMPLAINTS

	BUCKS	1-01	1-02	1-03	1-04	1-05	1-06	1-07	1-08	1-09	1-10	1-11	2-01
1977 POPULATION		28916	26761	24761	26580	16167	34558	29680	29220	38841	24980	30506	30091
Traffic Citations Filed		5835	3349	3057	3083	1333	2587	7965	8840	2307	3608	2893	2102
Dispositions By:													
Guilty-Trial		447	75	84	130	36	245	365	218	207	207	150	104
Guilty Plea		4621	2031	1784	1810	902	1830	4956	5014	1834	2708	2059	1472
Not Guilty		528	147	188	195	106	142	578	916	215	134	98	75
Withdrawal		74	943	104	67	34	112	458	41	40	15	32	103
Substantive Defect		0	0	42	25	0	18	10	0	0	28	31	0
Unable to Locate		10	0	200	352	211	135	1	38	4	566	13	0
Other		12	0	0	0	0	82	2	1	38	18	4	0
Total Dispositions		5692	3196	2402	2579	1289	2564	6370	6228	2338	3676	2387	1754
Adjustments		-11	0	0	-6	0	-21	-1433	-1963	-5	-3	0	0
Non-Traffic Citations Filed		730	736	1116	810	638	411	963	1558	1144	1096	782	552
Dispositions By:													
Guilty-Trial		61	14	40	45	17	61	79	179	274	159	49	17
Guilty Plea		526	297	516	388	414	253	396	611	731	656	423	378
Not Guilty		78	40	78	39	72	27	42	359	57	104	43	20
Settled		0	2	3	7	0	1	10	0	1	0	3	0
Withdrawal		25	60	64	12	16	18	63	0	36	35	15	27
Substantive Defect		0	0	1	2	0	0	0	0	0	1	2	0
Unable to Locate		0	0	96	73	110	26	0	16	12	99	2	0
Other		6	0	0	2	0	17	0	0	1	115	0	0
Total Dispositions		696	413	798	568	629	403	590	1165	1112	1169	537	442
Adjustments		-1	0	0	-3	0	-8	-177	-522	-2	-1	0	0
Summary Complaints Filed		235	172	158	170	112	205	398	368	321	135	68	92
Dispositions By:													
Guilty-Trial		10	12	19	12	9	42	26	43	29	8	7	5
Guilty Plea		2	11	16	42	35	113	153	50	154	28	26	7
Not Guilty		15	7	4	42	29	21	28	30	40	24	13	12
Settled		4	4	28	25	9	12	21	43	0	11	13	6
Withdrawal		78	110	17	22	32	26	89	18	48	44	15	30
Substantive Defect		1	0	1	0	0	0	0	0	1	0	0	0
Unable to Locate		0	0	8	60	48	16	60	69	67	29	2	0
Other		0	0	0	2	0	1	0	0	0	24	4	0
Total Dispositions		110	144	93	205	162	231	377	253	339	168	80	60
Adjustments		-1	0	0	0	0	-25	-126	-138	0	0	-8	0
Misde/Felony Complaints Filed		622	304	457	321	297	273	765	753	558	439	350	330
Dispositions By:													
Guilty Plea Misdemeanor 3		56	0	2	0	0	0	0	2	0	2	0	0
Bound Over		153	93	78	68	50	85	241	202	96	140	106	71
Dismissed		24	29	62	63	44	22	65	37	50	37	20	26
Waiver		162	50	87	32	20	93	117	237	159	89	78	50
Settled		1	1	1	19	7	2	22	13	4	0	5	0
Withdrawal		86	704	51	111	29	64	98	65	46	64	78	22
Fugitive		17	17	25	4	18	6	70	66	46	71	19	1
Other		3	0	0	2	40	1	0	4	10	34	5	1
Total Dispositions		502	894	306	299	208	273	613	626	411	437	311	171
Adjustments		0	0	0	0	0	0	-68	-161	0	0	-9	0
Civil Complaints Filed		1564	694	634	525	460	653	934	1142	741	979	651	525
Dispositions By:													
Trial		20	193	196	152	85	106	67	744	325	184	76	135
Settled		4	105	100	51	201	134	231	234	52	148	74	133
Default		910	376	243	231	319	344	665	362	324	532	452	199
Dismissed Without Prejudice		530	23	35	14	15	46	53	17	26	50	4	23
Withdrawal		301	3	0	0	2	5	9	9	4	13	3	3
No Service		746	19	34	11	239	18	68	4	5	22	2	47
Other		3	0	0	0	622	0	1	0	0	1	0	1
Total Dispositions		2514	719	608	459	1484	653	1094	1370	736	950	611	541
Adjustments		0	0	0	0	0	0	0	0	0	0	0	0

Note: Footnotes at the end of Tables.

NON-TRAFFIC CITATIONS BY MAGISTERIAL DISTRICTS

					BUTLER						CAMBRIA					
2-02	2-03	3-01	3-02	3-03	1-01	3-01	3-02	3-03	3-04	1-01	^a 1-02	1-03	2-01	3-01		
36545	22101	19090	24043	19886	36113	23575	19515	22928	30522	29463	33820	23448	15181	15218		
2776	1714	6769	1946	989	4387	2328	1649	1637	3126	2112	741	363	1154	876		
113	59	87	74	30	131	108	73	119	121	1	14	11	35	21		
2162	1438	4403	1584	817	3371	2092	1481	1333	2537	1401	562	274	811	778		
137	34	39	41	44	114	66	13	93	86	2	20	18	70	35		
101	5	761	247	110	224	15	41	37	129	19	4	10	4	38		
6	0	0	0	0	2	0	0	5	44	2	2	1	0	1		
71	0	2003	0	6	31	4	0	11	0	6	6	1	0	8		
39	0	1	0	0	0	10	0	0	0	109	22	1	5	0		
2629	1536	7294	1946	1007	3873	2295	1608	1598	2917	1540	630	316	925	881		
0	0	-26	0	0	0	0	0	0	0	0	-137	0	0	0		
658	444	515	405	662	1563	954	136	401	423	426	222	474	181	384		
23	34	24	17	28	1158	44	19	16	20	0	4	1	26	5		
385	287	366	212	539	1069	811	100	229	326	398	189	242	131	315		
36	44	25	10	34	15	25	1	9	13	1	12	7	18	24		
0	0	1	2	1	0	1	6	8	0	0	0	1	0	0		
29	9	13	30	32	101	15	10	16	31	6	5	34	0	24		
3	0	1	0	0	0	0	0	7	2	1	1	1	0	0		
14	48	64	0	2	5	9	0	7	2	4	0	31	0	1		
2	0	4	0	0	0	23	0	0	0	16	2	1	0	0		
492	422	498	271	636	2348	928	136	292	394	426	213	318	175	369		
0	0	-6	0	0	0	0	0	0	0	0	-14	0	0	0		
91	101	84	209	48	803	273	165	68	420	570	113	341	504	5		
5	24	10	1	5	31	25	1	30	5	23	12	16	9	2		
25	39	29	79	23	545	252	25	23	272	416	61	181	289	9		
8	11	4	11	5	11	8	0	12	9	0	6	15	24	1		
3	14	11	3	0	27	17	86	20	0	0	0	6	7	0		
14	13	9	17	6	34	19	24	28	59	22	13	16	15	1		
0	0	0	0	0	0	0	0	5	0	1	0	0	21	0		
6	4	5	0	0	58	13	17	0	0	0	1	16	0	0		
1	0	0	3	0	0	17	0	0	0	38	3	0	0	0		
62	105	68	114	39	706	351	153	118	345	500	96	250	365	13		
0	0	0	0	0	0	-2	0	0	0	0	-15	0	0	0		
533	167	337	368	167	523	273	169	267	177	312	129	111	169	139		
3	0	0	0	0	32	8	1	5	0	31	0	6	0	0		
114	74	98	98	38	45	56	37	45	33	109	27	13	53	55		
48	15	3	14	26	30	17	11	37	18	18	6	7	6	28		
146	60	98	100	26	218	99	62	91	62	32	30	28	76	35		
5	0	9	5	5	83	35	20	54	28	9	0	7	19	1		
68	15	95	35	6	29	24	31	23	17	38	14	36	28	14		
42	5	19	10	19	10	0	0	2	1	5	0	0	0	0		
130	1	20	2	29	4	2	4	0	0	46	30	2	1	18		
556	170	342	249	149	451	241	166	257	159	288	107	99	183	151		
0	0	-3	0	0	0	-2	0	0	0	0	-7	-2	0	-12		
1312	676	557	633	293	707	448	199	409	882	760	167	138	243	76		
204	131	108	202	70	146	48	23	51	117	93	44	51	42	14		
97	99	127	156	51	126	79	143	122	696	201	33	36	24	45		
691	407	259	291	124	512	206	4	158	94	290	77	30	89	10		
11	0	17	19	30	21	13	4	55	5	7	4	10	10	3		
5	0	7	19	0	26	9	24	82	73	7	1	0	0	0		
83	50	26	20	192	148	13	195	42	11	12	0	3	0	1		
0	0	0	0	0	0	1	7	0	0	0	0	0	0	0		
1091	687	544	707	467	979	369	400	510	996	610	159	130	165	73		
0	0	0	0	0	0	0	0	0	0	-8	0	0	0	0		

TRAFFIC CITATIONS, CRIMINAL AND CIVIL COMPLAINTS

	CAMBRIA (Continued)								CAMERON/ELK			CARBON
	3-02	3-03	3-04	3-05	3-06	3-07	3-08	3-01	3-02	3-03		
1977 POPULATION	9259	13641	13364	13339	11057	11276	4549	7096	16867	20903		
Traffic Citations Filed	468	256	1311	446	658	1921	324	674	1766	1854		
Dispositions By:												
Guilty—Trial	18	8	65	10	15	62	17	15	65	86		
Guilty Plea	425	149	1051	400	589	1721	275	553	1597	1603		
Not Guilty	8	47	98	8	46	48	18	18	53	53		
Withdrawal	2	32	23	27	21	18	9	27	29	88		
Substantive Defect	3	0	2	3	3	15	1	5	9	6		
Unable to Locate	0	1	0	0	4	16	0	4	25	17		
Other	0	1	20	1	0	12	3	6	1	9		
Total Dispositions	456	238	1259	449	678	1892	323	628	1779	1862		
Adjustments	0	0	-40	0	0	-2	-1	0	0	-2		
Non-Traffic Citations Filed	114	210	241	256	112	157	212	185	160	225		
Dispositions By:												
Guilty—Trial	15	15	8	32	5	13	11	1	8	22		
Guilty Plea	78	141	177	201	62	78	165	167	137	165		
Not Guilty	7	22	23	4	1	8	11	7	3	19		
Settled	0	0	0	0	0	1	0	0	1	0		
Withdrawal	10	22	8	15	5	17	8	20	15	6		
Substantive Defect	1	2	2	1	0	0	0	4	5	1		
Unable to Locate	0	0	0	0	1	4	2	0	1	2		
Other	0	0	3	4	0	7	11	5	3	4		
Total Dispositions	111	202	221	257	74	128	208	204	173	219		
Adjustments	0	0	0	0	0	0	0	0	0	-5		
Summary Complaints Filed	18	61	61	128	22	209	34	10	31	225		
Dispositions By:												
Guilty—Trial	1	15	7	16	1	11	4	1	4	9		
Guilty Plea	10	25	30	74	8	123	18	1	15	189		
Not Guilty	2	10	3	4	2	1	2	2	5	3		
Settled	2	3	2	0	1	3	0	0	1	0		
Withdrawal	2	2	3	18	1	6	3	6	1	4		
Substantive Defect	0	0	1	1	0	0	0	1	0	1		
Unable to Locate	6	2	0	0	0	2	0	6	1	5		
Other	0	0	4	0	0	2	2	0	0	2		
Total Dispositions	23	57	50	113	13	148	29	17	27	213		
Adjustments	0	0	0	0	0	0	0	0	0	0		
Misdemeanor/Felony Complaints Filed	65	173	133	123	51	268	63	65	99	164		
Dispositions By:												
Guilty Plea Misdemeanor 3	0	0	2	0	0	12	0	0	1	0		
Bound Over	18	44	30	43	17	25	8	18	61	38		
Dismissed	6	34	19	13	3	23	2	3	14	14		
Waiver	12	44	36	35	16	124	25	22	20	59		
Settled	12	14	7	5	3	9	3	8	2	1		
Withdrawal	13	22	28	29	8	7	18	14	3	40		
Fugitive	0	1	2	1	0	0	0	0	0	4		
Other	1	0	1	0	0	32	6	1	0	6		
Total Dispositions	62	159	125	126	47	232	62	66	101	162		
Adjustments	0	0	-1	0	0	-5	0	0	-2	-7		
Civil Complaints Filed	47	201	36	103	50	141	41	89	237	340		
Dispositions By:												
Trial	10	39	17	18	23	19	3	26	11	53		
Settled	13	62	3	22	12	31	9	19	57	115		
Default	19	56	12	59	6	61	28	35	153	151		
Dismissed Without Prejudice	1	3	0	6	0	7	1	1	1	2		
Withdrawal	0	13	0	0	0	6	1	1	3	1		
No Service	1	7	1	2	0	2	10	0	5	19		
Other	0	0	0	1	0	55	0	0	0	0		
Total Dispositions	44	180	33	108	41	181	52	82	230	341		
Adjustments	0	0	0	0	0	0	0	0	1	0		

Note: Footnotes at the end of Tables.

NON-TRAFFIC CITATIONS BY MAGISTERIAL DISTRICTS

				CENTRE				CHESTER							
3-01	3-02	3-03	3-04	2-01	3-02	3-03	3-04	2-01	2-02	2-03	2-04	3-01	3-02	3-03	
16308	14840	12317	7108	50135	23995	12844	12293	29934	32902	39497	28748	25565	23998	30795	
6103	1220	328	333	9184	5718	2041	854	2224	5008	10314	4995	1214	3128	3590	
140	48	25	21	309	60	34	23	88	337	101	98	45	106	201	
5608	1522	266	287	6739	3980	1714	796	1679	4211	4372	3902	1036	2168	3013	
34	25	17	22	262	21	10	11	77	185	246	133	18	109	71	
386	0	12	6	1554	66	103	18	142	86	274	104	42	40	73	
2	0	1	1	0	0	1	0	0	14	26	46	1	0	38	
4	0	11	0	4	271	0	1	0	0	84	195	2	81	83	
3	0	5	0	0	10	3	4	3	0	36	42	0	1	0	
6177	1595	337	337	8868	4408	1865	853	1989	4833	5139	4520	1144	2505	3479	
0	0	-3	0	-1	0	0	0	0	0	0	-19	0	-5	0	
563	371	285	98	7351	394	350	88	1760	435	1588	1264	415	408	593	
44	14	34	7	88	14	24	4	88	34	73	53	27	25	30	
338	278	191	71	2924	210	212	49	838	325	703	1018	296	244	371	
15	12	3	2	52	8	6	5	119	28	56	83	19	9	42	
0	0	0	0	5	3	0	0	4	0	0	2	90	0	2	
72	2	13	0	3470	41	63	11	121	11	115	21	3	16	53	
0	0	0	0	1	0	0	0	0	2	3	9	3	0	2	
2	0	12	0	3	2	0	8	0	0	12	177	20	9	6	
2	0	2	0	0	11	3	0	1	6	26	17	4	6	0	
473	306	255	80	6543	289	308	77	1171	406	988	1380	462	309	506	
0	0	0	0	0	0	0	0	0	0	0	-1	0	21	0	
103	109	47	45	4427	511	154	110	381	151	337	651	201	215	438	
30	7	15	2	66	19	12	3	29	24	27	30	10	48	24	
13	22	14	4	2411	324	56	33	137	77	96	362	97	79	189	
16	13	3	15	92	7	5	11	15	11	8	32	15	12	17	
10	11	6	10	11	30	8	1	1	1	0	8	2	6	2	
20	15	8	13	1513	74	15	11	36	38	38	81	13	11	31	
0	0	0	0	2	0	0	0	0	0	0	30	0	1	0	
1	1	0	2	8	20	0	0	0	0	4	12	24	41	4	
0	0	0	0	0	3	2	0	0	5	34	9	36	1	0	
90	69	46	46	4103	477	98	59	218	156	207	564	197	199	267	
-2	0	0	0	0	0	0	0	0	0	0	0	0	-24	0	
161	93	76	66	449	230	188	93	209	296	575	478	200	329	398	
4	16	1	2	90	1	1	10	1	1	0	0	6	0	0	
61	44	34	21	97	106	92	64	112	109	287	208	65	82	175	
37	10	3	5	106	4	23	7	23	25	34	72	19	28	35	
15	13	30	28	101	49	37	4	26	12	97	81	13	120	42	
0	2	0	2	43	22	1	3	2	6	1	9	0	1	0	
23	7	9	7	24	27	27	12	54	63	92	93	19	54	91	
0	0	0	0	0	6	0	0	3	1	0	36	0	20	8	
1	0	3	0	1	0	2	0	5	77	124	14	62	37	0	
141	92	80	65	462	215	183	100	226	294	635	513	184	342	351	
0	0	0	0	0	0	0	0	0	0	0	-30	-4	-1	0	
309	292	121	114	1364	338	324	251	679	960	1046	720	398	775	676	
79	41	44	42	186	173	55	17	158	450	129	173	101	129	217	
50	50	29	21	300	136	40	96	104	95	155	64	71	140	99	
104	144	54	41	552	2	176	1	326	303	597	384	160	373	282	
17	29	0	1	143	0	8	0	19	1	101	135	7	14	18	
4	2	7	1	62	17	27	31	1	29	0	33	0	8	5	
0	5	0	2	190	30	0	32	0	92	0	0	6	111	172	
15	0	3	2	0	0	6	0	1	0	1	0	0	0	0	
269	271	137	110	1433	358	312	177	609	970	983	789	345	775	793	
0	0	0	0	0	0	0	-4	0	0	0	0	0	0	0	

TRAFFIC CITATIONS, CRIMINAL AND CIVIL COMPLAINTS

	CHESTER (Continued)			CLARION				CLEARFIELD		
	3-04	3-05	3-07	3-01	3-02	3-03	3-04	3-01	3-02	3-03
1977 POPULATION	23160	20940	22679	10120	8659	9593	10042	21132	19179	18309
Traffic Citations Filed	3442	2342	2978	1292	872	3171	664	3685	1989	2417
Dispositions By:										
Guilty—Trial	80	76	104	55	19	45	14	76	28	35
Guilty Plea	2892	1984	2589	1048	777	2764	490	3107	1546	2061
Not Guilty	67	49	37	12	3	11	7	15	37	9
Withdrawal	35	49	155	85	16	255	38	0	126	123
Substantive Defect	0	1	1	0	0	0	5	0	0	7
Unable to Locate	542	105	12	0	0	0	0	0	0	1
Other	6	22	118	0	1	0	1	0	0	1
Total Dispositions	3622	2286	3016	1200	816	3075	555	3198	1737	2237
Adjustments	-29	0	0	0	0	-10	-1	0	0	0
Non-Traffic Citations Filed	517	571	702	519	154	136	143	623	469	273
Dispositions By:										
Guilty—Trial	42	28	58	21	9	6	8	14	9	12
Guilty Plea	283	402	484	259	130	97	93	435	293	182
Not Guilty	57	18	20	18	6	5	7	5	10	6
Settled	0	2	7	1	0	0	36	0	1	1
Withdrawal	6	21	26	59	6	9	6	0	37	21
Substantive Defect	0	0	0	7	0	0	0	0	1	0
Unable to Locate	48	4	0	0	0	0	0	0	0	0
Other	20	1	63	0	1	0	0	0	0	0
Total Dispositions	456	476	658	365	152	117	150	454	351	222
Adjustments	-17	0	0	0	0	0	0	0	0	0
Summary Complaints Filed	212	417	142	474	155	101	144	493	310	237
Dispositions By:										
Guilty—Trial	43	14	17	4	3	1	6	12	24	12
Guilty Plea	112	234	76	286	105	51	45	195	157	135
Not Guilty	21	8	12	5	0	2	8	4	16	30
Settled	4	32	5	0	4	8	126	5	8	5
Withdrawal	14	32	23	28	0	0	10	1	20	40
Substantive Defect	0	0	0	0	0	0	0	0	0	0
Unable to Locate	18	5	1	0	5	0	3	0	0	3
Other	2	0	13	0	0	3	1	0	0	0
Total Dispositions	214	325	147	323	117	65	199	217	225	225
Adjustments	-6	0	0	-30	0	-6	0	0	0	0
Misde/Felony Complaints Filed	380	379	196	154	217	57	83	333	317	122
Dispositions By:										
Guilty Plea Misdemeanor 3	0	27	23	33	27	5	14	27	31	9
Bound Over	154	137	72	39	41	11	17	79	63	24
Dismissed	55	41	22	13	5	3	7	35	110	32
Waiver	50	63	21	38	76	17	8	42	81	21
Settled	0	45	2	3	6	1	19	28	2	0
Withdrawal	63	35	19	20	19	13	9	47	101	31
Fugitive	10	17	6	0	1	0	0	0	0	0
Other	22	1	3	6	24	0	0	0	0	0
Total Dispositions	354	366	168	152	199	50	74	258	388	117
Adjustments	-9	-1	0	0	0	-10	0	0	0	0
Civil Complaints Filed	353	471	419	183	130	155	179	529	501	199
Dispositions By:										
Trial	57	113	98	13	16	20	6	84	63	55
Settled	81	50	112	38	46	26	100	65	192	48
Default	134	268	135	89	48	91	64	219	262	58
Dismissed Without Prejudice	21	7	3	11	6	4	3	8	6	2
Withdrawal	3	11	10	6	0	2	2	2	1	1
No Service	25	27	10	16	7	5	0	3	0	0
Other	19	0	1	1	0	1	0	0	0	0
Total Dispositions	340	476	369	174	123	149	175	381	524	164
Adjustments	0	0	0	0	0	-4	0	0	0	0

Note: Footnotes at the end of Tables.

NON-TRAFFIC CITATIONS BY MAGISTERIAL DISTRICTS

	CLINTON				COLUMBIA/MONTOUR					CRAWFORD					
3-04	3-01	3-02	3-03		2-01	3-01	3-02	3-03	3-04		2-01	3-01	3-02	3-03	3-04
15999	23245	9280	5196		16751	10677	19051	8635	16508		21225	10444	12824	11629	6665
776	2925	3675	197		1773	1259	2478	864	4597		1512	330	5571	3610	223
15	135	58	8		45	35	68	5	63		37	10	193	86	13
672	2737	3044	166		1648	904	2108	784	3791		1268	282	4605	3095	205
10	29	17	12		15	23	63	34	10		10	3	18	20	4
27	171	120	8		122	184	42	30	6		181	14	448	97	3
0	37	0	1		5	0	8	3	0		0	1	0	3	2
0	147	1	0		27	2	7	4	530		0	2	0	195	2
0	1	2	0		1	0	3	0	0		0	1	0	1	0
724	3257	3242	195		1863	1148	2299	860	4400		1496	313	5264	3497	229
0	0	0	0		0	-86	-24	0	0		-5	0	0	0	0
154	562	208	161		290	227	288	238	231		478	256	317	131	79
6	84	18	25		33	22	30	28	8		19	25	12	9	12
119	393	159	105		224	96	226	164	122		390	158	227	107	58
3	18	17	25		2	21	20	4	5		12	6	21	3	3
0	0	3	0		0	2	0	0	0		6	0	0	1	0
7	30	14	18		9	14	1	18	12		53	8	54	7	1
0	12	0	2		0	0	0	2	0		0	0	0	1	0
0	3	4	0		1	0	0	0	29		0	0	0	0	0
0	1	0	0		0	0	0	0	0		1	1	0	1	0
135	541	215	175		269	155	277	216	176		481	198	314	129	74
0	0	0	0		0	0	-3	0	0		-2	0	0	0	0
117	151	124	18		327	99	170	63	65		458	117	282	97	51
5	6	17	1		38	11	11	1	1		11	5	0	2	9
40	127	60	3		168	39	88	37	32		338	75	182	34	37
0	4	6	4		3	5	23	4	0		14	5	1	0	1
4	2	11	1		1	8	1	2	0		5	8	3	20	3
14	18	5	5		6	17	28	3	12		52	28	19	8	2
0	1	0	0		0	1	0	2	0		0	0	1	0	0
0	9	1	0		2	1	2	0	2		4	1	38	0	0
0	0	0	0		7	0	0	0	0		24	4	18	0	0
63	167	100	14		225	82	153	49	47		448	126	262	64	52
0	0	-2	0		-4	-2	0	0	0		-1	0	0	0	0
47	201	87	125		277	119	371	19	96		270	100	181	127	21
0	2	2	0		33	4	4	2	0		2	1	19	6	0
28	71	13	48		51	26	122	10	8		66	23	39	31	14
17	17	5	17		45	47	83	3	2		16	9	12	2	6
7	66	38	8		67	16	40	1	39		76	32	76	39	5
2	1	3	1		9	9	31	1	0		22	10	3	8	0
7	21	5	21		33	18	66	3	24		43	30	45	8	4
0	0	0	0		0	0	0	0	0		0	1	3	1	0
0	4	16	0		0	0	5	0	0		33	0	2	0	0
61	182	82	95		238	120	351	20	73		258	106	199	95	29
0	0	-3	0		-1	0	-25	0	0		-3	0	0	0	0
133	317	188	67		546	315	212	88	118		1455	298	458	446	284
11	101	47	8		79	36	71	1	24		163	41	59	27	33
36	55	112	15		97	67	31	36	42		14	60	201	147	78
29	155	68	34		269	149	89	5	53		1238	184	216	239	159
1	0	1	5		2	7	1	1	1		1	9	22	11	11
1	0	6	5		5	2	2	0	1		6	1	0	11	2
0	0	29	0		2	1	3	0	0		10	10	14	1	3
0	0	2	0		0	0	0	0	0		0	0	0	0	0
78	311	265	67		454	262	197	43	121		1432	305	512	436	286
0	0	0	0		0	0	0	0	0		0	0	0	0	0

TRAFFIC CITATIONS, CRIMINAL AND CIVIL COMPLAINTS

	CRAWFORD (Continued)		CUMBERLAND									DAUPHIN
	3-05	3-06	1-01	1-02	2-01	3-01	3-02	3-03	3-04	3-05		
1977 POPULATION	6398	12162	29891	26951	25464	13041	9749	12017	21028	20036		
Traffic Citations Filed	621	923	3092	2468	3517	2569	4327	1365	5271	1396		
Dispositions By:												
Guilty—Trial	27	27	107	62	52	38	78	14	118	30		
Guilty Plea	563	803	2554	2037	2882	2304	3516	1236	4656	1225		
Not Guilty	7	18	55	23	49	2	1	1	36	20		
Withdrawal	25	59	206	137	45	213	395	29	439	84		
Substantive Defect	0	1	16	0	31	1	2	0	0	2		
Unable to Locate	2	19	93	126	357	0	152	0	0	0		
Other	2	0	34	0	0	0	0	5	1	2		
Total Dispositions	626	927	3065	2385	3416	2558	4144	1285	5250	1363		
Adjustments	0	0	0	-4	0	0	-64	0	0	-10		
Non-Traffic Citations Filed	82	222	592	428	636	591	121	238	452	189		
Dispositions By:												
Guilty—Trial	11	17	19	13	27	7	22	5	13	22		
Guilty Plea	24	158	475	381	490	419	90	196	304	149		
Not Guilty	1	4	10	3	25	2	1	3	13	2		
Settled	11	1	0	0	1	3	0	0	2	0		
Withdrawal	7	25	26	69	13	65	1	2	90	12		
Substantive Defect	0	0	1	0	2	0	0	0	0	0		
Unable to Locate	3	7	42	0	41	0	0	0	0	0		
Other	0	0	14	0	0	0	0	1	0	3		
Total Dispositions	57	212	587	466	599	496	114	207	422	188		
Adjustments	0	0	0	-1	0	0	0	0	0	0		
Summary Complaints Filed	67	280	239	59	256	116	204	62	188	32		
Dispositions By:												
Guilty—Trial	5	1	7	7	35	0	4	1	12	3		
Guilty Plea	22	137	176	26	212	64	141	43	78	19		
Not Guilty	3	3	3	0	3	0	1	0	9	1		
Settled	23	37	3	4	5	0	0	0	34	0		
Withdrawal	27	9	6	15	18	4	8	1	25	6		
Substantive Defect	1	0	0	0	0	0	0	0	0	0		
Unable to Locate	7	6	36	10	36	0	0	0	7	3		
Other	0	0	0	0	0	0	0	0	0	0		
Total Dispositions	88	193	231	62	309	68	154	45	165	32		
Adjustments	0	0	0	-1	0	0	-15	0	0	0		
Misde/Felony Complaints Filed	55	144	347	252	201	121	159	154	208	145		
Dispositions By:												
Guilty Plea Misdemeanor 3	5	5	0	0	0	0	1	0	23	0		
Bound Over	16	48	115	87	81	58	58	48	50	63		
Dismissed	1	15	37	14	19	1	7	5	12	10		
Waiver	7	42	103	55	53	34	41	62	24	34		
Settled	1	2	11	1	1	1	2	0	13	0		
Withdrawal	15	9	40	37	54	7	29	22	34	19		
Fugitive	0	0	14	21	6	0	5	3	11	9		
Other	0	0	0	0	0	0	1	0	3	0		
Total Dispositions	45	121	320	215	214	101	144	140	170	135		
Adjustments	0	0	0	-49	0	0	0	0	0	0		
Civil Complaints Filed	122	306	465	330	539	92	119	178	264	94		
Dispositions By:												
Trial	19	37	88	77	46	33	17	15	57	27		
Settled	32	121	82	63	92	32	27	27	28	16		
Default	61	70	240	172	301	22	57	96	87	53		
Dismissed Without Prejudice	8	3	29	13	23	0	1	0	19	4		
Withdrawal	1	18	2	4	2	0	1	0	1	0		
No Service	5	2	5	35	7	0	0	0	1	2		
Other	0	3	0	2	0	0	0	0	0	0		
Total Dispositions	126	254	446	366	471	87	103	138	193	102		
Adjustments	0	0	0	0	0	0	0	0	0	0		

Note: Footnotes at the end of Tables.

NON-TRAFFIC CITATIONS BY MAGISTERIAL DISTRICTS

1-01	1-02	1-03	1-04	1-05	2-01	2-02	2-03	3-01	3-02	3-03	3-04						
20387	19500	19500	21300	19100	24605	11503	14697	18298	9557	30924	25802						
2581	1771	1640	11791	1173	3691	619	1819	946	811	4008	1686						
77	27	59	169	32	255	10	51	34	25	62	30						
2120	1204	1155	10639	796	3403	531	1650	812	707	3323	1568						
25	24	133	68	52	38	2	16	16	23	121	28						
45	406	11	7	374	5	35	10	32	32	143	129						
4	0	21	2695	4	0	6	7	0	4	0	2						
159	0	229	3	19	0	67	39	0	0	0	2						
4	0	7	0	12	0	0	72	0	0	77	0						
2434	1661	1615	13581	1289	3701	651	1845	894	791	3726	1759						
0	0	0	-2	-15	0	-4	-13	0	-4	0	0						
175	531	962	1295	2426	1456	96	587	321	98	482	415						
22	38	71	63	70	100	5	48	14	4	20	10						
122	229	466	942	912	1023	80	315	261	68	348	254						
11	10	87	48	103	35	4	60	4	9	15	1						
0	9	6	10	49	3	4	13	0	2	0	0						
4	98	101	22	708	1	22	59	59	14	45	85						
2	0	6	57	0	0	4	54	0	0	0	6						
6	0	16	28	16	0	5	42	0	0	0	4						
1	0	4	4	15	10	0	17	0	0	23	0						
168	384	757	1174	1873	1172	124	608	338	97	451	360						
0	0	0	0	-8	0	-1	0	0	0	0	0						
518	7225	261	2826	396	51	94	155	489	58	459	166						
149	211	42	19	29	34	17	14	28	11	5	5						
71	1375	120	1873	77	2	39	68	346	30	169	90						
18	17	19	181	23	5	1	8	28	1	18	11						
50	72	2	34	5	4	13	39	1	6	1	14						
42	210	21	35	32	4	7	98	76	5	52	14						
5	0	0	6	0	0	4	5	0	0	0	0						
26	119	10	2	46	2	170	1	0	2	0	10						
0	0	0	0	0	1	0	0	0	0	230	0						
361	2004	214	2150	212	52	251	233	479	55	475	144						
0	0	0	0	0	0	0	-3	0	0	0	0						
236	353	540	1288	392	249	30	120	59	65	271	173						
7	13	0	177	0	33	6	0	5	0	9	0						
94	175	331	224	145	197	19	39	24	17	102	63						
32	43	80	70	64	31	6	20	6	9	18	24						
69	40	67	75	19	52	5	14	8	23	85	66						
6	12	0	91	4	18	2	27	3	1	13	2						
25	22	41	46	49	6	6	14	0	4	36	13						
3	47	26	19	22	25	0	2	0	0	5	5						
3	0	0	41	0	0	0	0	0	0	29	2						
239	352	545	743	303	362	44	116	46	54	297	175						
0	0	0	0	0	0	0	-14	0	-1	-1	-32						
829	342	240	882	1159	370	80	259	322	198	745	317						
153	78	70	533	245	47	42	53	12	24	286	31						
246	24	16	243	55	31	12	53	110	34	99	73						
291	256	78	420	986	207	30	111	101	123	402	221						
64	13	3	17	55	8	4	7	0	0	14	8						
24	2	10	9	4	1	2	4	13	6	30	2						
15	30	11	3	13	2	1	5	0	0	63	9						
0	0	0	0	0	0	0	0	0	0	8	0						
793	403	188	1225	1358	296	91	233	236	187	902	344						
0	0	0	0	0	0	0	0	0	0	0	0						

TRAFFIC CITATIONS, CRIMINAL AND CIVIL COMPLAINTS

	DELAWARE												
	a 0-00	1-04	1-05	1-06	1-07	1-08	1-09	1-10	1-11	1-12	1-13	1-14	
1977 POPULATION	56421	18069	16898	26959	30741	17276	25040	26244	27459	23151	19964	31608	
Traffic Citations Filed	1586	1943	3255	1901	2938	2642	2145	2668	4209	1144	1118	2510	
Dispositions By:													
Guilty—Trial	72	73	242	65	129	57	139	196	586	19	46	69	
Guilty Plea	971	1315	1395	1069	1619	1204	1431	2020	2739	604	648	1241	
Not Guilty	27	262	743	285	380	264	146	182	197	157	169	362	
Withdrawal	54	34	27	20	81	20	20	233	144	25	42	37	
Substantive Defect	19	61	60	33	17	150	30	0	35	5	75	36	
Unable to Locate	58	24	0	180	235	231	162	503	351	36	119	149	
Other	0	2	0	284	242	0	19	1	0	111	0	0	
Total Dispositions	1201	1771	2467	1936	2703	1926	1947	3135	4052	957	1099	1894	
Adjustments	0	0	0	0	0	0	-38	0	-31	-6	7	0	
Non-Traffic Citations Filed	324	791	1023	359	535	295	566	457	328	804	614	814	
Dispositions By:													
Guilty—Trial	152	233	57	18	35	33	97	22	45	25	46	60	
Guilty Plea	17	346	227	175	268	144	308	375	167	503	233	241	
Not Guilty	84	111	237	67	117	46	55	66	20	67	81	119	
Settled	18	0	0	9	0	0	0	0	0	0	7	11	
Withdrawal	4	14	106	3	6	2	45	33	36	20	21	14	
Substantive Defect	0	4	0	2	1	10	3	0	2	3	5	0	
Unable to Locate	0	0	0	15	27	26	20	41	27	34	66	3	
Other	0	3	1	36	11	2	0	1	0	18	0	0	
Total Dispositions	275	711	628	325	465	263	528	538	297	670	459	448	
Adjustments	0	-14	0	0	0	0	-8	0	0	0	0	0	
Summary Complaints Filed	1883	68	294	157	108	80	198	172	39	219	33	68	
Dispositions By:													
Guilty—Trial	490	18	30	51	44	11	38	46	12	68	7	12	
Guilty Plea	0	2	0	39	22	5	41	39	1	72	0	6	
Not Guilty	512	16	27	13	12	8	28	22	4	13	7	6	
Settled	0	0	0	17	5	31	0	6	2	18	0	2	
Withdrawal	162	11	14	22	9	15	22	34	17	32	17	2	
Substantive Defect	0	0	0	1	0	0	1	1	1	0	0	0	
Unable to Locate	0	0	0	4	1	0	15	6	4	3	0	0	
Other	1	0	3	0	0	0	0	0	3	17	0	0	
Total Dispositions	1165	47	74	147	93	70	145	154	44	223	31	28	
Adjustments	0	0	0	0	0	0	-22	0	0	-4	0	0	
Misde/Felony Complaints Filed	2641	222	254	139	198	123	125	213	167	255	180	167	
Dispositions By:													
Guilty Plea Misdemeanor 3	0	36	34	0	0	0	0	0	4	0	4	0	
Bound Over	449	50	48	32	57	49	48	77	81	84	46	85	
Dismissed	1287	59	22	61	83	3	39	55	23	23	39	29	
Waiver	73	1	3	0	9	4	7	12	13	6	11	5	
Settled	284	0	1	0	0	4	0	0	1	0	6	31	
Withdrawal	512	88	27	24	29	27	18	72	43	81	43	53	
Fugitive	27	5	0	4	11	5	3	10	9	8	1	8	
Other	111	14	2	0	0	0	0	0	5	57	12	0	
Total Dispositions	2743	253	137	121	189	92	115	226	179	259	162	211	
Adjustments	0	0	0	-1	0	0	0	0	-1	-2	0	0	
Civil Complaints Filed	1153	585	218	243	261	155	281	509	465	426	345	363	
Dispositions By:													
Trial	1351	641	120	94	90	57	101	159	119	262	235	189	
Settled	116	53	7	67	62	30	49	61	34	110	39	67	
Default	589	0	0	57	91	43	105	164	198	15	12	214	
Dismissed Without Prejudice	36	2	0	5	9	4	15	3	7	0	7	6	
Withdrawal	32	2	1	1	1	1	0	9	8	6	3	1	
No Service	48	0	0	0	0	15	0	11	11	25	3	4	
Other	0	0	0	1	0	1	0	0	4	6	0	0	
Total Dispositions	2172	698	128	225	253	151	270	407	381	424	299	481	
Adjustments	0	0	0	0	0	0	0	0	0	0	0	0	

Note: Footnotes at the end of Tables.

NON-TRAFFIC CITATIONS BY MAGISTERIAL DISTRICTS

1-15	1-16	1-17	1-19	2-01	2-02	2-04	2-05	2-06	2-07	2-10	2-11	2-12	2-13	2-14	2-15	3-01
34962	32346	32594	20800	13349	14981	13078	13603	14516	15926	11954	16275	6273	10110	12136	12878	8976
17241	1165	2527	927	1733	848	1228	1477	2703	1282	843	2759	1269	1024	1631	1891	1156
374	81	64	21	34	56	20	378	90	29	73	112	48	29	55	91	58
7084	645	1045	708	823	603	629	597	1213	510	643	1521	592	836	954	1614	1013
1001	152	304	14	220	41	116	174	324	66	32	218	117	33	98	23	70
62	49	25	22	48	14	49	95	161	52	26	172	21	47	141	136	4
256	100	53	37	3	0	23	58	29	84	6	6	56	3	163	2	7
5663	133	122	64	326	1	0	12	258	117	63	247	0	69	7	1	17
487	4	22	2	0	0	0	0	1	0	2	129	2	0	0	53	0
14927	1164	1635	868	1454	715	837	1314	2076	858	845	2405	836	1017	1418	1920	1169
0	0	0	0	0	0	0	0	0	0	0	0	0	0	0	0	0
1678	439	587	453	319	332	406	599	529	670	188	587	185	132	376	534	149
53	55	100	11	14	16	22	153	40	46	17	60	14	11	69	26	29
864	208	202	176	126	232	149	204	177	330	161	211	103	100	64	313	100
135	75	95	11	34	25	18	69	74	58	12	53	8	5	94	0	15
1	2	76	0	0	2	0	35	3	8	0	0	3	0	5	1	0
59	25	14	22	10	31	13	40	25	36	9	48	10	8	41	25	0
16	30	25	36	0	0	2	42	7	40	1	1	16	0	6	0	0
132	13	0	27	19	0	0	5	95	16	14	0	0	2	0	3	2
2	0	0	5	0	0	0	0	0	4	0	2	0	0	0	17	0
1262	408	512	288	203	306	204	548	421	538	214	375	154	126	279	385	146
0	0	0	0	0	0	0	0	0	0	0	0	0	0	0	0	0
345	115	138	256	38	53	124	98	127	96	67	65	60	3	48	96	43
17	42	20	95	14	6	22	56	27	33	14	8	26	0	9	6	11
99	14	36	37	2	9	38	10	29	7	37	3	4	0	0	17	6
37	23	22	15	8	0	16	3	19	23	8	29	2	0	2	2	9
0	1	5	25	5	5	5	19	11	2	3	2	21	1	3	12	1
95	16	7	14	4	9	8	9	14	26	12	10	9	3	2	17	12
1	6	0	0	0	0	1	0	0	0	0	0	1	0	0	0	0
23	1	0	1	3	0	0	2	1	0	2	0	0	0	0	0	1
23	1	0	0	0	0	0	0	0	1	1	0	1	1	1	1	0
295	104	90	187	36	29	90	99	101	92	77	52	64	5	17	55	40
-44	-1	0	0	0	0	0	0	-1	-5	0	0	0	0	0	0	0
557	140	227	305	104	135	163	163	155	116	50	140	54	118	141	170	121
0	1	0	0	5	0	0	0	0	5	0	0	8	0	6	1	0
152	77	96	109	44	89	39	55	67	57	17	47	27	68	38	63	50
65	38	44	41	19	19	27	22	40	22	4	23	3	9	17	32	7
43	6	22	6	6	18	6	2	2	3	3	6	5	4	3	32	0
0	0	0	14	12	4	8	2	2	3	3	1	10	2	3	4	0
195	35	51	101	12	19	59	46	25	22	9	33	17	21	27	44	36
66	4	5	2	3	3	1	4	7	0	2	2	0	2	5	2	4
94	3	0	0	2	3	0	54	36	0	8	2	1	2	0	2	3
615	164	218	273	103	155	140	185	179	112	46	114	71	108	99	180	100
-1	0	-14	0	0	0	0	0	0	-2	0	0	0	0	0	0	-6
415	230	515	517	141	98	334	206	184	259	216	205	50	147	484	129	120
89	43	136	131	40	25	146	33	41	200	102	74	26	28	157	28	19
45	33	93	156	29	4	70	38	34	35	40	30	13	39	101	52	29
148	96	205	174	59	25	65	141	75	0	58	86	18	51	199	45	51
7	4	17	3	3	2	5	2	5	2	8	11	1	3	3	4	16
7	4	1	7	3	3	0	0	5	1	8	3	1	13	5	6	1
8	10	3	10	0	2	1	0	3	5	0	2	4	8	4	0	4
0	1	0	0	0	0	0	1	1	0	2	0	0	0	2	3	0
304	191	455	517	134	61	287	215	164	243	218	206	63	142	471	138	120
0	0	0	0	0	0	0	0	0	0	0	0	0	0	0	0	0

TRAFFIC CITATIONS, CRIMINAL AND CIVIL COMPLAINTS

	DELAWARE (Continued)		ERIE	^a									
	4-01		0-00	1-01	1-02	1-03	1-04	1-05	2-01	2-02	2-03	2-04	
1977 POPULATION	4652		16225	16105	15645	40625	36016	14335	36946	9057	7435		
Traffic Citations Filed	699		5676	0	0	0	0	0	0	5327	1000	506	
Dispositions By:													
Guilty—Trial	30		209	0	0	0	0	0	0	381	28	12	
Guilty Plea	451		4002	0	0	0	0	0	0	3080	789	425	
Not Guilty	23		415	0	0	0	0	0	0	143	30	16	
Withdrawal	37		0	0	0	0	0	0	0	34	66	25	
Substantive Defect	4		0	0	0	0	0	0	0	0	0	0	
Unable to Locate	37		0	0	0	0	0	0	0	15	30	3	
Other	0		0	0	0	0	0	0	0	0	1	0	
Total Dispositions	582		4626	0	0	0	0	0	0	3653	944	481	
Adjustments	0		0	0	0	0	0	0	0	0	-1	0	
Non-Traffic Citations Filed	515		0	444	184	264	465	348	501	1623	125	255	
Dispositions By:													
Guilty—Trial	28		0	85	1	0	67	3	145	88	5	9	
Guilty Plea	374		0	171	115	145	261	198	179	866	78	222	
Not Guilty	11		0	62	14	11	29	26	39	38	12	7	
Settled	0		0	4	34	22	4	0	19	2	1	0	
Withdrawal	30		0	1	8	8	12	0	4	5	6	10	
Substantive Defect	1		0	0	0	0	12	0	0	0	0	0	
Unable to Locate	33		0	69	0	0	80	61	9	0	0	0	
Other	0		0	3	0	0	1	0	0	0	2	0	
Total Dispositions	477		0	395	172	186	466	288	395	999	104	248	
Adjustments	0		0	0	0	0	0	0	0	0	-1	0	
Summary Complaints Filed	27		0	100	125	139	676	7	124	193	22	71	
Dispositions By:													
Guilty—Trial	11		0	18	22	36	55	0	37	2	0	0	
Guilty Plea	1		0	76	10	13	332	3	36	9	29	47	
Not Guilty	5		0	10	41	42	52	1	14	12	1	0	
Settled	9		0	0	30	28	20	0	32	4	3	11	
Withdrawal	2		0	0	18	20	33	0	0	1	5	10	
Substantive Defect	0		0	0	0	0	28	0	0	0	0	0	
Unable to Locate	0		0	3	0	1	142	0	0	0	0	0	
Other	0		0	0	0	0	8	0	0	0	3	0	
Total Dispositions	28		0	107	121	140	670	4	119	28	41	68	
Adjustments	0		0	0	0	0	-1	0	0	0	0	0	
Misde/Felony Complaints Filed	60		0	206	203	324	444	361	297	491	52	155	
Dispositions By:													
Guilty Plea Misdemeanor 3	0		0	0	0	0	3	1	6	5	2	0	
Bound Over	19		0	116	89	86	118	98	112	212	13	15	
Dismissed	2		0	50	33	78	105	165	55	48	8	10	
Waiver	2		0	4	82	119	161	95	118	110	22	70	
Settled	4		0	2	8	5	8	8	2	19	3	39	
Withdrawal	14		0	17	30	36	18	10	1	16	11	2	
Fugitive	0		0	7	0	0	19	0	0	0	0	0	
Other	1		0	3	0	0	3	0	0	0	0	0	
Total Dispositions	42		0	199	242	324	435	377	294	410	59	136	
Adjustments	-7		0	0	0	0	-5	0	0	0	9	-9	
Civil Complaints Filed	51		0	1145	236	298	474	634	141	468	114	138	
Dispositions By:													
Trial	15		0	223	0	9	189	196	53	77	8	46	
Settled	12		0	663	88	101	61	15	30	47	47	50	
Default	18		0	119	121	142	179	395	57	178	47	44	
Dismissed Without Prejudice	3		0	1	20	38	7	3	1	16	2	0	
Withdrawal	0		0	0	5	0	14	2	0	2	0	0	
No Service	2		0	0	0	8	15	0	0	0	0	4	
Other	0		0	119	0	0	1	0	0	0	0	0	
Total Dispositions	50		0	1125	234	298	466	611	141	320	104	144	
Adjustments	0		0	0	0	0	-1	0	0	0	0	0	

Note: Footnotes at the end of Tables.

NON-TRAFFIC CITATIONS BY MAGISTERIAL DISTRICTS

								FAYETTE								
3-01	3-02	3-03	3-04	3-05	3-06	3-07	3-08		1-01	1-02	2-01	2-02	2-03	3-01	3-02	3-03
12038	8311	8152	8122	9239	10855	16121	9032		16282	16582	14878	13561	11420	12788	13478	10378
2422	5712	2086	880	1401	5461	3218	663		1187	603	859	1152	381	490	531	394
70	101	50	20	52	169	52	25		15	8	10	102	7	2	10	3
1965	4688	1800	684	1170	4583	2498	536		499	512	725	898	281	187	447	128
49	62	18	13	34	91	73	16		83	12	14	9	17	0	7	4
9	12	190	33	31	334	296	44		16	29	2	6	11	10	9	0
8	0	9	1	0	0	3	0		1	5	0	11	28	0	16	0
3	735	0	0	0	0	44	3		19	7	0	15	36	0	79	0
0	0	0	0	0	0	0	0		839	13	0	3	0	1	2	0
2104	5598	2067	751	1287	5177	2966	624		1472	586	751	1044	380	200	570	135
-281	-2	0	0	0	0	-8	-1		0	0	0	-6	-4	-4	0	0
114	223	90	152	130	685	506	350		562	491	156	74	231	130	139	89
10	28	9	10	22	24	18	4		14	38	1	7	1	3	16	0
75	147	70	66	95	424	292	194		210	342	99	34	153	19	82	7
4	15	2	2	9	29	25	9		32	8	0	0	20	0	8	1
0	4	0	0	1	1	0	7		0	3	0	1	4	0	4	1
1	10	7	23	12	119	55	63		13	41	2	1	15	4	18	1
1	1	0	0	0	0	1	0		1	2	0	1	1	0	0	0
6	3	0	0	0	0	22	11		3	26	0	2	13	0	27	0
0	0	0	0	0	0	0	0		129	39	0	0	15	0	10	0
97	208	88	101	139	597	413	288		402	499	102	46	222	26	165	10
-7	-33	0	0	0	0	0	0		0	0	0	-1	-2	0	0	0
302	85	34	74	43	225	42	17		196	95	134	56	18	82	115	118
15	1	7	1	9	2	0	1		4	8	12	10	0	8	2	1
204	67	37	18	28	144	16	34		76	25	141	28	11	11	60	5
5	1	5	4	2	10	4	1		17	0	0	2	2	2	7	3
3	0	4	2	3	2	5	2		2	23	0	4	1	5	11	4
17	1	7	5	7	26	2	1		11	15	0	9	3	3	5	1
0	0	10	0	0	0	0	1		0	1	0	0	0	0	0	0
7	4	0	0	0	0	12	12		8	8	0	0	4	0	18	0
8	0	0	0	0	0	0	0		4	2	0	0	0	0	3	0
259	74	70	30	49	184	39	52		122	82	153	53	21	29	106	14
-7	-5	0	0	0	0	-1	0		0	0	0	-4	0	0	0	0
167	203	58	108	97	227	197	166		302	124	108	64	72	181	142	98
2	1	8	2	2	0	0	32		0	0	0	0	0	2	0	0
33	23	37	27	44	15	38	15		70	44	43	24	21	21	48	11
5	36	7	6	13	16	28	6		56	13	13	12	11	2	14	12
61	52	6	33	19	30	47	18		75	42	44	18	23	46	43	15
2	4	2	3	0	4	19	5		7	1	1	4	0	0	6	0
49	13	4	37	9	38	40	49		33	20	0	5	10	13	26	1
3	1	0	0	0	0	2	0		15	0	0	1	7	0	5	1
0	72	0	1	1	0	0	45		8	0	0	0	6	0	8	0
155	202	64	109	88	103	174	170		264	120	101	64	78	84	150	40
-35	-14	0	0	-1	0	0	-2		-2	0	0	0	0	-8	0	0
75	125	54	161	82	265	145	262		175	129	32	152	23	49	33	55
29	43	37	14	20	12	27	41		25	66	7	16	11	0	5	2
29	34	4	37	17	64	34	153		20	57	1	26	2	6	4	3
0	45	4	77	38	145	82	6		74	45	26	101	7	1	20	0
1	1	3	3	1	8	2	14		3	2	0	3	2	0	0	0
0	8	0	1	2	8	0	49		0	4	0	1	0	0	0	0
2	2	0	0	3	1	9	0		3	1	0	1	3	0	4	0
0	0	0	0	0	0	0	0		0	1	0	0	0	0	1	0
61	133	48	132	81	238	154	263		125	176	34	148	25	7	34	5
0	0	-1	0	0	0	0	0		0	0	0	0	0	0	0	0

TRAFFIC CITATIONS, CRIMINAL AND CIVIL COMPLAINTS

	FAYETTE (Continued)					FOREST/WAREN							
	3-04	3-05	3-06	3-07	3-08	2-01	3-01	3-02	3-03	3-04	4-01		
1977 POPULATION	10744	9574	9620	10164	5198	12998	12807	5170	5073	7839	3795		
Traffic Citations Filed	248	650	586	434	365	1882	1411	340	627	511	127		
Dispositions By:													
Guilty-Trial	7	20	83	10	3	39	56	18	23	15	12		
Guilty Plea	204	519	412	298	355	1886	1309	297	534	409	109		
Not Guilty	21	21	8	28	9	17	3	1	7	8	5		
Withdrawal	4	8	2	3	0	9	11	5	33	21	0		
Substantive Defect	4	2	0	0	5	0	1	10	1	0	2		
Unable to Locate	3	5	5	0	0	0	26	7	0	0	1		
Other	10	1	2	0	0	0	3	0	2	0	0		
Total Dispositions	253	576	512	339	372	1951	1409	338	600	453	129		
Adjustments	0	-2	0	0	0	0	-19	0	0	0	0		
Non-Traffic Citations Filed	117	93	90	83	39	171	174	48	74	155	46		
Dispositions By:													
Guilty-Trial	10	10	31	3	8	19	4	7	11	5	1		
Guilty Plea	93	66	19	45	22	129	131	39	48	71	23		
Not Guilty	3	4	8	3	5	5	2	1	0	1	2		
Settled	0	0	0	0	0	0	2	2	0	0	2		
Withdrawal	4	13	0	14	0	4	1	3	7	17	2		
Substantive Defect	4	0	0	5	0	0	0	0	0	0	0		
Unable to Locate	1	3	0	5	0	0	16	1	0	0	0		
Other	18	0	2	0	0	0	3	0	0	0	0		
Total Dispositions	133	96	60	75	35	157	159	53	66	94	30		
Adjustments	0	0	0	0	0	0	-20	0	0	0	0		
Summary Complaints Filed	33	55	236	167	14	78	47	12	11	18	5		
Dispositions By:													
Guilty-Trial	7	1	97	4	2	6	6	1	1	1	1		
Guilty Plea	9	10	16	58	8	55	25	10	7	7	2		
Not Guilty	5	0	34	2	2	3	7	0	0	0	0		
Settled	2	12	0	0	1	4	3	2	0	1	0		
Withdrawal	5	19	9	47	0	5	2	1	1	3	1		
Substantive Defect	0	0	0	0	0	0	0	0	0	0	0		
Unable to Locate	0	0	0	16	0	0	0	1	0	0	0		
Other	0	1	1	0	0	0	0	0	0	0	0		
Total Dispositions	28	43	157	127	13	73	43	15	9	12	4		
Adjustments	0	0	0	0	0	0	-2	0	0	0	0		
Misd/Felony Complaints Filed	48	39	121	115	49	111	69	70	91	87	26		
Dispositions By:													
Guilty Plea Misdemeanor 3	2	0	0	2	0	2	2	1	2	0	0		
Bound Over	7	20	39	39	21	24	15	30	40	26	17		
Dismissed	4	2	17	39	3	2	4	2	5	3	3		
Waiver	13	9	52	24	21	36	26	19	19	18	2		
Settled	0	1	0	1	0	4	6	1	0	1	2		
Withdrawal	13	5	3	9	6	24	5	7	16	11	2		
Fugitive	0	0	0	0	0	0	0	0	0	0	0		
Other	1	0	2	0	0	2	9	4	18	0	0		
Total Dispositions	40	37	113	114	51	94	67	64	100	59	26		
Adjustments	0	0	-4	0	0	0	-9	0	0	0	0		
Civil Complaints Filed	31	41	93	88	14	283	100	57	83	161	22		
Dispositions By:													
Trial	7	11	28	0	0	32	24	7	11	12	1		
Settled	6	10	25	20	4	63	15	20	43	58	2		
Default	14	18	0	48	12	158	46	22	24	53	12		
Dismissed Without Prejudice	0	1	0	2	0	4	0	0	1	2	0		
Withdrawal	0	1	0	1	0	5	5	0	0	4	1		
No Service	0	3	0	2	0	11	6	4	3	2	0		
Other	0	0	0	0	0	0	0	0	0	0	3		
Total Dispositions	27	44	53	73	16	278	96	53	82	131	19		
Adjustments	0	0	0	0	0	0	0	0	0	0	0		

Note: Footnotes at the end of Tables.

NON-TRAFFIC CITATIONS BY MAGISTERIAL DISTRICTS

		FRANKLIN/FULTON													
4-02	4-03	1-01	2-01	3-01	3-02	3-03	3-04	3-05	3-06	4-01	4-02	4-03			
2949	1977	17315	18525	5913	14422	10133	16087	10671	9048	3436	3630	3710			
376	696	1326	1257	1327	2013	532	1879	1206	444	2422	377	2300			
8	16	15	33	78	35	8	29	114	6	34	6	30			
356	642	1072	1070	1264	1866	449	1716	991	424	2155	365	1944			
2	4	26	24	5	7	5	3	7	0	3	3	5			
18	13	21	160	57	38	10	129	77	1	174	3	148			
1	2	0	0	0	7	1	0	0	3	0	1	0			
0	0	19	3	145	73	2	0	0	9	23	3	7			
0	2	0	4	0	0	1	1	0	4	2	0	3			
385	679	1153	1294	1549	2026	476	1878	1189	447	2391	381	2137			
-1	0	0	0	0	0	-3	-3	-4	-6	-31	0	0			
112	107	1646	420	71	179	91	185	227	141	19	129	124			
3	3	10	13	5	10	1	17	6	2	0	2	16			
82	79	1134	336	42	163	37	159	207	104	19	106	65			
2	1	22	20	2	1	0	7	0	2	1	2	5			
0	0	3	0	14	2	1	0	0	0	0	1	0			
10	3	68	52	2	5	1	2	17	1	1	0	2			
0	0	0	0	0	1	0	0	0	1	0	1	0			
0	1	73	0	0	0	0	0	0	1	0	1	0			
0	0	0	3	0	0	1	0	0	1	0	0	0			
97	87	1310	424	65	182	41	185	230	112	21	113	88			
-1	0	0	0	0	-37	0	0	-2	0	0	0	0			
28	14	296	100	38	108	36	132	96	147	10	37	6			
0	3	0	5	21	5	0	3	7	2	1	3	4			
12	7	194	70	17	45	23	94	31	63	2	21	3			
0	1	10	5	2	0	0	0	1	0	0	0	0			
0	0	0	4	14	13	0	9	2	1	2	4	0			
3	1	47	15	5	18	1	23	72	5	7	2	1			
0	0	0	0	0	0	0	0	0	0	0	0	0			
0	0	39	1	1	5	0	0	0	9	3	0	0			
0	0	0	2	0	0	6	0	4	0	0	0	0			
15	12	290	102	60	86	30	129	117	80	15	30	8			
-5	0	0	0	0	0	0	0	0	0	0	0	0			
58	17	213	109	46	99	56	75	88	45	26	55	32			
0	0	0	0	0	0	4	0	0	0	0	0	0			
10	1	80	33	23	23	22	15	18	27	7	19	11			
3	0	13	4	4	2	1	1	1	4	2	0	2			
21	4	51	15	19	31	18	50	37	35	8	23	12			
0	1	4	12	6	6	0	3	7	2	0	3	2			
14	7	49	37	0	14	5	5	3	5	6	7	5			
0	0	12	0	3	4	0	1	0	0	0	1	0			
3	4	0	1	0	0	2	1	1	1	0	0	0			
51	17	209	102	55	80	52	76	67	74	23	53	32			
0	0	0	0	0	0	0	0	0	0	0	0	-1			
59	52	649	301	259	55	42	64	47	34	22	79	35			
3	4	107	32	27	12	6	13	12	9	7	4	8			
16	24	114	48	44	24	9	11	6	17	2	30	6			
34	26	314	147	169	19	15	25	16	12	9	31	22			
1	1	16	5	2	1	2	0	1	4	1	4	0			
1	1	0	6	2	0	2	0	0	0	1	0	2			
5	2	1	10	6	0	0	0	0	4	0	1	0			
0	0	1	0	0	0	1	0	0	0	0	0	0			
60	58	553	248	250	56	35	49	35	46	20	70	38			
0	0	0	0	0	-1	0	0	0	-5	0	0	0			

TRAFFIC CITATIONS, CRIMINAL AND CIVIL COMPLAINTS

	GREENE			HUNTINGDON				INDIANA		
	3-01	3-02	3-03	3-01	3-02	3-03	3-04	2-01	3-01	3-02
1977 POPULATION	11696	11899	12495	5797	15815	8673	8823	24869	23529	11960
Traffic Citations Filed	671	4137	902	755	878	1012	476	1813	934	683
Dispositions By:										
Guilty-Trial	27	70	19	3	71	47	11	53	33	14
Guilty Plea	553	3228	780	708	646	818	393	1619	870	476
Not Guilty	9	10	6	1	15	6	3	26	6	32
Withdrawal	23	314	64	15	22	63	37	20	2	20
Substantive Defect	0	0	0	0	20	4	0	3	4	1
Unable to Locate	8	0	0	0	31	0	0	0	21	6
Other	26	0	0	0	0	0	0	4	6	0
Total Dispositions	646	3622	869	727	805	938	444	1725	942	549
Adjustments	0	0	0	0	0	0	0	-6	-3	0
Non-Traffic Citations Filed	128	105	23	72	887	254	102	926	120	161
Dispositions By:										
Guilty-Trial	28	6	2	9	16	3	5	13	8	33
Guilty Plea	73	113	26	43	667	164	62	343	76	42
Not Guilty	0	10	0	12	8	4	2	7	1	16
Settled	0	0	0	0	6	0	0	0	0	4
Withdrawal	5	3	3	2	78	18	4	40	5	5
Substantive Defect	0	0	0	0	1	0	0	22	1	0
Unable to Locate	3	0	0	0	16	0	0	0	9	5
Other	2	0	0	9	4	0	0	0	1	0
Total Dispositions	111	132	31	66	796	189	73	425	101	105
Adjustments	0	0	0	0	0	0	0	-2	0	0
Summary Complaints Filed	106	174	120	22	172	39	37	897	199	86
Dispositions By:										
Guilty-Trial	12	5	8	0	1	0	3	6	8	18
Guilty Plea	47	141	64	13	100	6	19	381	129	8
Not Guilty	4	6	2	0	4	1	4	19	13	14
Settled	5	0	8	1	3	28	1	6	4	27
Withdrawal	11	6	18	0	27	3	5	19	7	7
Substantive Defect	0	0	1	0	1	0	0	7	0	0
Unable to Locate	6	14	0	0	31	4	0	0	2	6
Other	1	0	1	0	0	0	0	0	1	0
Total Dispositions	86	172	102	14	167	42	32	438	164	80
Adjustments	0	0	0	0	0	0	0	-1	0	0
Misdemeanor/Felony Complaints Filed	117	111	228	28	126	112	55	218	146	163
Dispositions By:										
Guilty Plea Misdemeanor 3	0	0	0	1	1	0	1	0	0	0
Bound Over	48	38	37	11	32	35	19	93	52	25
Dismissed	9	12	6	1	18	12	3	13	22	13
Waiver	26	22	86	14	52	24	17	64	38	46
Settled	0	2	8	1	6	8	0	0	31	26
Withdrawal	10	19	50	1	19	26	9	31	8	3
Fugitive	5	3	0	0	0	0	0	0	0	0
Other	2	0	2	0	0	0	0	2	1	0
Total Dispositions	100	96	189	29	128	105	49	203	152	113
Adjustments	0	0	-4	0	0	0	0	0	0	0
Civil Complaints Filed	176	113	126	34	217	74	83	359	277	125
Dispositions By:										
Trial	28	22	5	4	43	8	6	82	32	39
Settled	35	37	63	4	28	26	16	101	65	22
Default	71	28	28	20	120	31	42	127	173	23
Dismissed Without Prejudice	6	1	5	1	3	0	3	9	3	1
Withdrawal	10	1	4	0	4	2	0	7	1	3
No Service	1	11	0	0	9	5	0	1	6	7
Other	0	7	0	0	0	0	0	0	1	0
Total Dispositions	151	107	105	29	207	72	67	327	281	95
Adjustments	0	0	0	0	0	0	0	0	0	0

NON-TRAFFIC CITATIONS BY MAGISTERIAL DISTRICTS

	JEFFERSON			JUNIATA/PERRY					LACKAWANA				
3-03	3-01	3-02	3-03	3-01	3-02	3-03	3-04	3-05	1-01	1-02	1-03	1-04	1-05
19093	15580	14626	13489	8988	7724	11711	10987	5917	20772	18232	25212	21627	16371
1209	2478	2584	2180	700	611	1760	763	229	994	8004	603	270	193
99	47	53	32	9	14	47	10	24	101	18	30	5	10
1135	2030	2176	2041	664	559	1520	711	203	798	3119	366	125	120
43	19	17	11	5	1	19	15	1	10	11	5	27	27
14	13	360	125	18	2	71	15	0	20	288	66	60	1
1	52	2	0	0	0	0	9	0	0	113	0	0	1
12	2	0	0	0	1	0	2	2	0	557	0	4	0
0	0	0	0	0	0	2	0	0	0	882	0	0	0
1304	2163	2608	2209	696	577	1659	762	230	929	4988	467	221	159
0	-385	-2	0	0	0	-67	0	-8	0	0	0	-5	0
249	426	207	226	63	103	247	166	46	96	308	77	163	109
68	49	16	4	9	5	15	11	2	21	177	4	34	66
215	212	107	197	44	87	175	122	36	44	62	43	62	11
23	17	8	5	1	2	6	5	1	7	12	0	15	2
0	16	0	0	0	0	0	0	0	7	7	0	1	0
17	0	14	4	6	1	18	9	0	1	24	3	15	3
0	3	1	0	0	0	0	2	0	0	1	0	0	0
1	0	0	0	0	0	0	0	0	0	11	0	0	0
0	0	0	0	0	0	0	0	0	0	1	0	0	0
324	297	146	210	60	95	214	149	39	80	295	50	127	82
0	-114	0	0	0	0	-13	0	0	0	0	0	0	0
203	495	115	234	139	44	239	240	85	147	194	52	174	144
34	77	6	4	7	18	9	4	0	75	39	6	31	27
79	164	40	200	135	29	94	98	81	39	27	13	33	16
24	17	4	3	2	4	1	0	0	7	5	12	7	11
33	44	4	0	1	2	0	7	1	25	47	7	30	20
38	38	13	8	9	1	27	31	3	4	61	8	35	19
0	0	0	0	0	0	0	0	0	0	0	0	0	0
9	0	0	0	0	1	13	0	1	0	29	0	1	11
0	0	0	0	0	1	0	0	0	0	1	0	0	0
217	340	67	215	154	56	144	140	86	150	209	46	137	104
0	-130	0	0	0	0	-42	0	0	0	0	0	0	-4
229	145	84	167	53	45	105	87	57	115	369	161	131	138
0	15	12	11	0	0	0	6	0	10	20	7	0	1
89	35	35	21	40	43	43	39	19	47	98	57	44	32
78	4	6	17	4	1	9	7	6	4	50	21	10	19
26	64	10	56	6	9	20	15	14	7	34	10	11	14
11	0	0	0	0	1	1	6	0	2	26	25	6	7
47	38	32	49	3	3	14	7	16	0	81	24	30	19
0	8	1	0	0	0	0	0	0	5	29	0	0	3
0	5	1	2	0	1	6	0	0	0	38	0	0	8
251	169	97	156	53	58	93	80	55	75	376	144	101	103
0	0	0	0	0	0	-6	0	0	0	-1	0	0	-3
186	281	203	308	73	186	215	282	162	189	794	162	216	264
118	63	36	50	14	5	51	14	1	96	150	41	62	33
24	73	34	42	15	121	53	41	42	28	162	29	27	46
20	132	87	216	57	96	109	139	115	50	425	62	70	90
5	8	1	2	2	0	10	8	1	2	12	7	8	10
7	1	3	0	1	4	0	2	2	8	17	2	5	6
1	0	2	0	0	0	0	0	0	0	26	3	5	8
0	1	0	0	0	0	0	0	8	0	2	0	1	0
175	278	163	310	89	226	223	204	169	184	794	144	178	193
-19	-1	0	-1	0	0	0	0	-1	0	-3	0	0	0

TRAFFIC CITATIONS, CRIMINAL AND CIVIL COMPLAINTS

	LACKAWANA (Continued)								LANCASTER		
	1-06	1-07	1-08	2-01	3-01	3-02	3-03	3-04	1-01	1-02	2-01
1977 POPULATION	21254	18168	17427	11339	20873	10146	18154	14532	15916	18007	13978
Traffic Citations Filed	246	621	1251	378	2350	2233	441	1728	6401	2419	2831
Dispositions By:											
Guilty—Trial	7	29	31	6	62	28	3	18	46	22	24
Guilty Plea	150	262	747	253	1828	1840	346	1438	3442	1436	1218
Not Guilty	15	37	63	24	154	17	4	9	38	42	24
Withdrawal	29	20	20	35	119	0	67	79	74	26	15
Substantive Defect	0	0	30	6	4	1	0	0	123	26	4
Unable to Locate	26	0	1	17	0	1	6	1	1115	93	8
Other	0	0	0	9	18	159	0	0	22	1230	738
Total Dispositions	227	348	892	350	2185	2046	426	1545	4860	2875	2031
Adjustments	0	0	0	0	-1	0	0	0	-19	-12	0
Non-Traffic Citations Filed	103	192	591	125	441	104	109	191	916	691	646
Dispositions By:											
Guilty—Trial	29	12	120	81	42	10	2	3	17	9	20
Guilty Plea	31	73	239	23	292	76	94	176	428	228	360
Not Guilty	10	8	27	7	52	2	3	4	8	9	2
Settled	3	0	0	1	0	1	0	5	0	10	37
Withdrawal	8	2	3	9	3	0	2	20	25	2	16
Substantive Defect	0	0	8	0	0	0	0	0	6	0	8
Unable to Locate	3	0	0	2	0	0	0	0	3	0	13
Other	0	1	0	1	3	7	0	0	10	31	322
Total Dispositions	84	96	397	124	392	96	101	208	497	289	778
Adjustments	0	0	0	0	0	0	0	0	-3	0	-1
Summary Complaints Filed	238	198	314	78	224	144	68	342	427	178	239
Dispositions By:											
Guilty—Trial	35	30	17	2	19	19	4	6	20	7	8
Guilty Plea	59	54	124	53	101	81	38	125	151	103	84
Not Guilty	27	8	16	3	16	1	4	31	7	1	2
Settled	25	0	5	5	61	5	0	42	5	2	44
Withdrawal	25	11	19	15	14	2	12	42	15	2	12
Substantive Defect	0	0	0	0	2	2	0	0	4	0	2
Unable to Locate	26	0	0	10	0	15	0	0	4	4	12
Other	0	0	0	2	0	11	8	0	2	4	0
Total Dispositions	197	103	181	90	213	136	66	246	208	123	164
Adjustments	-2	0	0	0	-2	0	0	0	0	0	0
Misdemeanor/Felony Complaints Filed	165	122	87	42	165	45	49	60	221	264	183
Dispositions By:											
Guilty Plea Misdemeanor 3	12	6	1	0	0	0	1	0	14	6	1
Bound Over	54	19	10	9	54	20	12	13	115	116	100
Dismissed	34	22	9	3	17	16	11	23	10	29	14
Waiver	14	26	26	4	29	12	18	22	22	38	34
Settled	1	1	4	2	12	0	0	0	15	1	2
Withdrawal	20	19	11	10	26	7	4	2	22	11	24
Fugitive	0	1	0	0	4	1	5	1	7	5	15
Other	0	3	0	5	4	11	0	0	0	0	0
Total Dispositions	135	97	61	33	146	67	51	61	205	206	190
Adjustments	-4	0	-1	0	-3	0	0	0	0	0	0
Civil Complaints Filed	436	314	137	110	280	99	176	292	321	275	322
Dispositions By:											
Trial	85	46	28	31	56	15	45	4	65	72	72
Settled	132	34	19	16	74	26	34	84	47	33	41
Default	140	88	57	50	100	36	95	127	181	183	182
Dismissed Without Prejudice	28	4	3	4	1	8	0	14	0	4	8
Withdrawal	10	8	2	0	9	1	4	0	15	0	4
No Service	14	0	0	5	9	2	0	0	9	27	2
Other	0	0	0	0	3	0	0	0	6	0	0
Total Dispositions	409	180	109	106	252	88	178	229	323	319	309
Adjustments	-3	0	0	-2	-2	0	0	0	0	0	0

Note: Footnotes at the end of Tables.

NON-TRAFFIC CITATIONS BY MAGISTERIAL DISTRICTS

2-02	2-03	2-04	2-05	2-06	3-01	3-02	3-03	3-04	3-05	3-06	3-07	3-08	3-09	3-10	3-11	3-12
13184	10329	21539	22719	11237	24458	19668	10821	15273	15350	20052	12686	19175	15462	14356	17996	10882
6033	1455	2414	1828	606	2194	2691	876	644	729	1617	2349	2637	1239	2531	1204	1056
37	19	79	41	25	59	57	19	19	84	50	58	44	33	46	42	29
2906	894	2146	1640	509	1886	2397	782	616	555	1424	2053	2383	1080	2277	1038	908
41	35	53	22	17	18	19	5	17	6	24	5	24	11	13	16	11
135	53	62	53	14	33	28	2	11	18	129	132	160	51	200	22	31
0	1	0	1	11	5	0	14	0	0	38	1	0	4	0	1	17
1070	206	86	18	46	116	32	11	14	3	1	2	5	24	17	0	32
0	0	2	9	1	61	0	2	1	26	11	0	0	1	1	16	0
4189	1208	2428	1784	623	2178	2533	835	678	692	1677	2251	2616	1204	2554	1135	1028
0	0	0	-6	-14	-97	0	0	-14	-27	0	-131	0	-1	0	0	0
1116	192	199	340	366	316	255	226	251	104	279	162	332	269	308	217	406
9	3	5	12	33	2	15	4	16	5	26	14	31	12	4	55	13
615	94	144	256	270	244	190	162	175	69	230	137	197	210	284	94	327
7	5	1	4	12	6	11	1	5	2	10	1	10	14	7	3	9
0	0	0	0	0	0	0	18	2	0	1	0	1	0	0	0	0
26	3	6	28	9	11	17	8	4	3	24	6	13	11	9	1	21
2	0	0	0	1	3	1	1	0	0	6	0	0	0	0	0	4
51	10	0	13	24	17	12	8	4	0	7	0	2	6	2	0	11
0	0	0	0	0	9	0	1	0	2	2	0	0	1	0	0	0
710	115	156	322	349	292	246	203	206	81	306	158	254	254	306	153	385
0	0	0	-7	-14	-12	0	0	-6	-4	0	0	0	0	0	0	0
511	136	195	256	73	145	208	40	250	128	48	26	121	81	64	95	155
6	7	7	4	6	5	9	2	25	28	1	1	14	1	6	11	0
266	70	134	218	48	80	175	45	156	68	19	18	26	82	29	56	126
4	0	0	1	6	4	4	2	5	4	1	1	3	3	0	1	0
4	1	0	0	2	2	0	3	5	0	1	1	1	1	0	0	2
53	4	31	23	5	9	18	5	14	10	37	2	10	3	4	1	4
1	0	0	0	1	2	0	0	0	1	0	0	0	0	0	0	0
42	32	29	28	4	33	58	9	27	5	0	0	2	14	8	0	11
3	0	77	0	0	1	0	0	0	2	0	0	0	0	0	0	0
379	114	278	274	75	136	264	66	232	118	59	23	56	104	47	69	143
0	0	0	-1	1	-12	0	0	0	0	0	0	0	0	0	0	0
198	129	120	140	117	150	165	54	88	76	96	82	101	118	94	86	169
1	2	0	1	0	11	10	0	2	0	4	1	3	5	4	16	4
95	121	74	58	65	57	59	32	41	32	52	38	53	61	35	46	64
11	3	7	6	16	14	3	2	2	3	17	1	7	8	9	7	9
69	4	38	42	21	41	73	6	31	24	21	17	39	26	22	7	69
1	2	4	0	3	0	8	0	2	0	1	0	0	0	0	0	1
27	11	22	20	1	30	28	6	7	8	10	6	9	23	21	5	23
6	0	6	5	0	3	9	1	9	1	1	7	5	9	0	0	0
0	0	23	0	2	2	0	1	0	11	0	2	1	6	0	0	0
210	143	174	136	108	158	190	48	94	79	106	72	116	138	91	83	170
0	0	0	-5	-3	-2	0	0	0	-1	0	0	0	0	0	0	0
434	134	290	407	157	221	176	105	445	131	244	107	253	195	192	237	420
33	0	45	43	23	42	34	17	39	4	9	26	72	10	31	185	25
13	35	39	78	23	74	47	38	2	32	128	22	55	34	30	32	106
286	75	150	239	90	69	71	72	368	67	86	51	123	116	122	0	293
20	0	3	6	6	4	4	4	4	2	12	3	5	4	0	2	16
5	1	2	9	1	3	20	1	14	2	1	2	35	1	2	0	12
69	5	3	29	2	1	163	5	16	6	6	3	1	9	0	0	3
1	0	0	0	0	0	0	0	0	0	0	0	0	0	0	0	0
427	116	242	404	145	193	339	137	443	113	242	107	291	174	185	219	455
0	0	0	0	-4	-9	0	0	0	0	0	0	0	0	0	0	0

TRAFFIC CITATIONS, CRIMINAL AND CIVIL COMPLAINTS

	LAWRENCE					LEBANON						
	1-01	3-01	3-02	3-03	3-04	2-01	2-02	2-03	3-01	3-02	3-03	
1977 POPULATION	38559	19901	16573	14925	17416		13133	9908	9860	11021	13926	12311
Traffic Citations Filed	574	1161	1162	1128	2017		1309	2127	591	639	891	2637
Dispositions By:												
Guilty--Trial	19	42	34	42	85		64	47	11	16	37	78
Guilty Plea	490	911	1005	917	1577		1079	847	401	574	777	2425
Not Guilty	22	43	33	17	10		14	16	2	9	3	16
Withdrawal	23	32	78	42	61		77	94	8	6	30	97
Substantive Defect	1	16	3	3	0		39	1	1	9	16	2
Unable to Locate	14	18	0	0	0		0	99	0	0	12	1
Other	49	2	5	3	0		8	61	0	1	1	2
Total Dispositions	618	1064	1158	1024	1733		1281	1165	423	615	876	2621
Adjustments	-1	0	0	0	0		0	-94	0	-2	-9	-3
Non-Traffic Citations Filed	257	445	173	186	234		907	723	279	144	368	412
Dispositions By:												
Guilty--Trial	25	13	10	10	9		35	46	20	6	37	18
Guilty Plea	123	242	114	113	148		513	323	164	118	237	285
Not Guilty	23	20	11	0	3		22	14	10	4	4	6
Settled	11	1	1	19	0		0	3	7	0	8	1
Withdrawal	12	18	22	10	22		55	29	11	5	14	21
Substantive Defect	1	0	0	0	0		3	1	0	5	1	0
Unable to Locate	12	0	0	1	0		0	0	0	2	13	0
Other	16	1	3	1	0		1	8	1	0	4	4
Total Dispositions	223	295	161	154	182		629	424	213	140	318	335
Adjustments	-2	0	0	0	0		0	-41	0	-7	-19	0
Summary Complaints Filed	319	111	90	120	147		20	19	7	56	33	83
Dispositions By:												
Guilty--Trial	14	3	9	8	3		1	2	0	2	1	8
Guilty Plea	92	95	67	25	64		17	1	23	53	21	70
Not Guilty	21	4	0	1	2		0	0	0	1	0	0
Settled	39	10	7	21	3		0	0	0	0	1	3
Withdrawal	51	3	22	6	22		2	1	1	1	3	12
Substantive Defect	1	0	1	0	0		0	0	0	1	0	0
Unable to Locate	11	3	0	0	0		0	0	0	0	0	1
Other	5	3	0	0	0		0	0	0	0	0	0
Total Dispositions	234	121	106	61	94		20	4	24	58	26	94
Adjustments	-3	0	0	0	0		-1	0	0	-1	-5	0
Misde/Felony Complaints Filed	395	106	128	95	57		143	149	92	51	68	90
Dispositions By:												
Guilty Plea Misdemeanor 3	14	8	3	6	7		0	9	0	0	0	0
Bound Over	107	36	34	37	17		57	70	47	21	24	53
Dismissed	88	14	27	13	6		9	6	14	2	2	8
Waiver	11	11	17	7	6		40	47	24	13	13	13
Settled	1	11	1	5	1		1	1	8	2	3	2
Withdrawal	65	32	46	22	8		16	21	5	5	3	13
Fugitive	9	1	2	1	0		2	5	1	0	9	1
Other	33	0	4	0	1		1	5	1	0	0	1
Total Dispositions	328	113	134	91	46		126	164	100	43	54	91
Adjustments	-35	0	0	0	0		0	0	0	-4	-4	0
Civil Complaints Filed	539	176	132	116	119		315	329	92	137	98	177
Dispositions By:												
Trial	145	25	23	14	7		71	48	0	15	11	13
Settled	81	22	23	49	24		63	55	68	21	19	93
Default	267	110	83	41	54		147	187	22	89	44	24
Dismissed Without Prejudice	3	4	1	0	1		2	9	6	5	1	3
Withdrawal	3	2	1	3	3		4	4	6	3	0	12
No Service	3	5	0	1	0		6	31	1	0	3	7
Other	0	0	0	0	0		0	14	0	0	0	1
Total Dispositions	502	168	131	108	89		293	348	103	133	78	153
Adjustments	-4	0	0	0	0		0	0	0	0	1	0

NON-TRAFFIC CITATIONS BY MAGISTERIAL DISTRICTS

		LEHIGH														
3-04	3-05	1-01	1-02	1-03	1-04	1-05	1-06	1-07	1-08	2-01	2-02	2-03	3-01	3-02	3-03	
11789	17717	14893	12116	17280	23633	23140	20621	24769	16774	14049	11335	15503	11998	18499	12469	
3443	1468	408	2147	307	907	1637	1227	2206	790	390	1215	439	434	1632	1-18	
53	35	19	10	28	39	53	35	89	51	13	19	10	14	54	37	
3073	1255	320	1618	194	698	1255	992	1774	625	251	766	301	368	1468	1042	
3	16	11	8	15	39	46	99	49	24	20	25	4	7	26	30	
98	67	11	195	2	69	43	1	118	63	20	14	3	9	83	3	
12	0	0	0	3	1	1	0	0	0	0	0	0	0	0	0	
1	0	0	972	15	68	0	4	0	0	0	0	4	1	1	0	
0	0	4	0	1	1	5	1	1	0	0	0	0	0	4	0	
3240	1373	365	2803	258	915	1403	1132	2031	763	304	824	322	399	1636	1112	
-126	0	-13	0	-14	-24	-6	0	0	-3	0	0	0	-6	-1	-1	
266	492	201	307	82	327	320	105	582	209	133	613	184	103	100	105	
3	11	11	26	8	28	23	23	16	19	4	23	19	5	5	31	
202	324	90	122	47	212	157	111	387	151	46	302	110	65	73	78	
6	11	9	3	0	3	27	20	15	3	2	12	0	2	5	4	
0	0	2	1	0	8	0	1	0	2	15	1	0	0	0	2	
8	15	7	20	0	5	35	1	18	22	12	5	5	7	6	0	
0	0	1	1	0	6	4	0	0	0	0	0	0	0	2	0	
4	0	0	15	0	5	0	0	0	0	0	0	0	0	0	0	
4	0	0	0	0	1	0	1	0	0	0	0	0	1	0	0	
227	361	120	188	55	268	246	157	436	197	79	343	134	80	91	115	
-3	0	-23	0	0	-13	-3	0	0	0	0	0	-2	-8	0	-1	
52	0	121	364	58	472	257	515	370	73	131	315	97	92	103	164	
4	0	1	8	12	19	7	29	32	17	0	11	13	9	7	18	
28	0	17	84	25	229	67	267	93	56	14	117	35	41	54	72	
1	0	1	3	1	5	31	29	8	0	1	2	2	3	5	6	
0	0	43	7	3	76	0	3	0	4	47	6	5	6	3	2	
4	0	8	17	4	28	28	31	0	12	26	27	4	6	10	7	
0	0	0	0	1	2	0	0	0	0	0	0	0	0	0	0	
3	0	0	114	1	111	1	2	0	1	0	1	2	0	20	0	
0	0	0	0	0	21	0	4	0	0	0	0	0	0	1	0	
40	0	70	233	47	491	134	365	133	90	88	164	61	65	100	105	
0	0	-2	-2	0	0	0	0	0	0	0	0	0	-1	-3	-1	
54	204	209	87	65	342	339	205	238	137	302	685	140	68	83	57	
0	0	3	7	4	8	25	1	20	18	6	37	2	14	15	12	
20	99	65	20	45	167	96	107	91	54	71	261	37	32	41	24	
2	2	14	12	24	41	55	24	31	6	15	123	1	4	14	2	
16	39	29	11	5	53	75	34	24	11	16	77	38	6	8	9	
0	2	6	3	4	18	0	15	0	4	1	36	3	4	4	1	
6	12	9	14	5	12	28	12	11	35	27	42	3	6	11	3	
0	0	0	0	0	1	0	0	0	0	0	0	0	0	0	0	
2	0	3	1	0	10	7	0	1	0	16	0	3	3	4	2	
46	154	129	68	87	310	286	193	178	128	152	576	87	69	97	53	
-1	0	-61	-2	0	0	0	0	0	-1	0	0	0	-1	-3	0	
78	284	328	156	233	546	781	393	638	347	150	705	199	131	319	209	
17	140	47	16	36	134	276	85	131	49	0	154	2	20	78	11	
11	62	106	43	65	119	82	47	78	91	41	61	23	41	57	78	
37	43	122	50	100	254	230	205	312	100	63	417	69	52	150	66	
0	0	8	10	1	14	22	11	9	2	2	3	5	3	6	1	
2	5	14	3	0	4	1	6	8	12	3	8	3	0	4	1	
0	0	2	0	15	34	0	11	8	4	16	5	2	2	1	0	
2	0	0	0	0	0	0	1	0	0	0	0	0	3	2	0	
69	250	299	122	217	559	611	366	546	258	125	648	104	121	298	157	
-3	0	-1	0	0	0	0	0	0	0	0	0	0	0	0	0	

TRAFFIC CITATIONS, CRIMINAL AND CIVIL COMPLAINTS

	LEHIGH (Continued)		LUZERNE										
	3-04		1-01	1-02	1-03	1-04	1-05	1-06	1-07	1-08	2-01	2-02	
1977 POPULATION	21413		32391	32863	30426	20634	23351	18325	19586	19106	21467	20510	
Traffic Citations Filed	2403		421	720	617	240	1418	879	843	400	895	2382	
Dispositions By:													
Guilty-Trial	94		7	66	10	10	5	27	8	1	28	124	
Guilty Plea	1979		248	377	460	97	685	721	660	253	525	1933	
Not Guilty	17		8	4	33	8	83	9	25	14	120	72	
Withdrawal	96		23	4	53	19	20	88	25	17	32	145	
Substantive Defect	0		0	0	0	1	0	0	9	2	1	0	
Unable to Locate	12		5	1	0	0	6	0	40	0	8	0	
Other	0		0	8	0	0	0	0	1	0	0	0	
Total Dispositions	2198		291	460	556	135	799	845	768	287	714	2274	
Adjustments	-2		0	0	0	0	0	-2	0	0	0	0	
Non-Traffic Citations Filed	361		178	275	94	225	263	527	327	433	336	371	
Dispositions By:													
Guilty-Trial	11		5	28	4	35	8	15	5	4	10	13	
Guilty Plea	227		67	139	28	80	219	338	237	227	224	222	
Not Guilty	1		3	2	2	1	30	14	21	12	55	1	
Settled	0		0	13	1	6	10	11	6	0	1	0	
Withdrawal	52		2	22	13	11	7	46	23	6	7	19	
Substantive Defect	0		0	0	0	0	0	0	1	0	2	0	
Unable to Locate	1		0	3	0	1	0	2	2	0	2	0	
Other	2		0	24	0	3	0	0	0	0	5	0	
Total Dispositions	294		77	231	48	137	274	426	295	249	306	255	
Adjustments	-2		0	0	0	0	0	-2	0	0	0	0	
Summary Complaints Filed	271		215	138	100	103	332	110	120	225	147	154	
Dispositions By:													
Guilty-Trial	8		6	48	4	15	33	4	11	84	69	11	
Guilty Plea	47		23	52	6	14	28	22	30	24	3	66	
Not Guilty	0		12	5	3	12	84	12	4	36	3	4	
Settled	0		10	47	10	29	43	35	41	64	71	37	
Withdrawal	72		10	30	8	10	15	34	17	12	22	31	
Substantive Defect	0		0	0	0	0	0	0	0	1	0	0	
Unable to Locate	0		1	5	0	1	0	4	5	4	2	0	
Other	0		0	0	0	0	0	1	0	0	0	0	
Total Dispositions	127		62	187	31	81	203	112	108	225	170	149	
Adjustments	0		0	0	0	0	0	-2	0	0	0	0	
Misde/Felony Complaints Filed	210		190	334	127	80	146	131	71	109	118	140	
Dispositions By:													
Guilty Plea Misdemeanor 3	12		19	6	0	4	7	13	2	0	1	0	
Bound Over	68		84	82	26	22	38	13	34	48	17	42	
Dismissed	14		4	61	7	6	52	4	2	18	16	26	
Waiver	40		1	124	40	21	18	23	17	17	13	76	
Settled	4		0	15	3	11	11	4	5	4	27	12	
Withdrawal	24		6	46	4	8	4	22	7	14	32	35	
Fugitive	0		2	7	0	0	0	4	3	0	3	0	
Other	1		0	0	0	4	0	6	2	0	0	0	
Total Dispositions	163		116	341	80	76	130	89	72	101	109	191	
Adjustments	-2		0	0	0	-7	0	-2	0	0	0	0	
Civil Complaints Filed	255		270	402	297	134	228	266	145	257	260	272	
Dispositions By:													
Trial	1		220	37	4	2	63	57	35	17	114	41	
Settled	68		84	76	19	59	55	35	21	54	53	88	
Default	126		2	198	211	42	96	114	52	107	96	103	
Dismissed Without Prejudice	32		1	19	1	3	17	10	3	7	2	4	
Withdrawal	4		1	53	4	2	1	26	0	3	12	5	
No Service	13		0	19	0	0	7	3	1	1	1	0	
Other	0		0	0	0	1	0	0	1	0	0	0	
Total Dispositions	244		308	402	239	109	239	245	113	189	278	241	
Adjustments	0		0	0	0	0	0	-3	0	0	0	0	

Note: Footnotes at the end of Tables.

NON-TRAFFIC CITATIONS BY MAGISTERIAL DISTRICTS

2-03	3-01	3-02	3-03	3-04	3-05	3-06	3-07	3-08	3-09	LYCOMING	1-01	1-02	3-01	3-02	3-03
18352	8704	10918	9392	13678	10473	8696	7775	12727	12573		21450	19950	23137	23888	24871
1924	804	1177	4008	1058	1991	1407	2120	658	1217		5461	1353	3810	1920	2422
80	26	19	87	16	73	26	41	28	37		339	14	73	73	32
1655	710	1050	3207	990	1621	1179	1928	478	1035		3172	862	3124	1838	1853
27	23	6	39	29	17	22	29	59	57		280	32	23	54	48
34	1	36	578	28	234	92	82	33	50		697	15	103	99	79
0	3	0	4	0	0	0	0	4	2		0	0	0	0	0
0	8	19	0	0	0	0	0	8	0		1373	0	3	0	0
0	5	0	1	0	0	0	0	3	0		0	5	0	0	0
1796	776	1130	3916	1063	1945	1319	2080	613	1181		5861	928	3326	2064	2012
0	0	2	-1	0	-5	-40	0	0	0		0	-10	0	0	-181
263	80	82	166	115	37	123	328	319	162		492	294	647	392	303
51	5	6	14	15	8	7	45	45	5		39	13	27	10	2
226	81	56	127	88	30	70	271	222	102		216	88	361	338	181
17	11	3	6	0	7	3	0	27	11		21	9	19	15	12
0	0	0	0	0	0	1	0	1	0		4	12	0	0	0
5	1	3	4	1	1	1	25	6	5		33	2	49	17	31
0	0	0	1	0	0	0	0	1	0		0	1	0	0	0
0	0	0	0	0	0	0	0	6	0		0	0	0	0	-0
0	1	2	0	2	0	0	0	10	0		0	1	2	0	0
299	99	70	152	106	46	82	341	318	123		313	126	458	380	226
0	-1	0	0	0	0	0	0	0	0		0	0	0	0	-57
73	64	84	140	397	56	47	178	131	57		569	250	200	180	317
62	6	18	8	52	5	2	35	11	4		57	2	16	2	11
0	5	18	62	146	18	4	111	45	11		130	43	92	79	145
12	9	2	4	6	8	3	9	19	8		23	13	7	8	12
5	5	4	7	41	3	14	6	3	0		1	38	14	1	0
1	6	21	31	23	5	2	17	15	6		26	57	26	6	70
0	0	0	0	0	0	0	0	1	0		0	0	0	0	0
0	0	0	0	1	0	0	0	16	0		0	0	0	0	4
0	0	1	0	6	2	0	0	8	0		0	0	1	0	0
80	31	64	112	275	41	25	178	118	29		237	163	156	96	242
0	0	-1	0	-1	0	0	0	0	0		0	0	0	0	-88
113	44	63	177	135	52	50	70	130	40		179	561	172	107	144
0	0	0	3	0	0	0	2	4	1		0	12	2	0	5
44	15	4	26	10	13	10	18	26	12		29	242	14	42	17
14	10	0	14	4	13	10	9	36	3		21	58	5	12	5
21	12	31	62	66	20	7	21	37	20		18	122	95	19	58
9	2	4	0	5	5	0	0	1	6		1	36	1	1	3
6	3	19	78	27	3	12	19	20	6		35	31	12	6	18
0	0	1	2	3	0	0	0	1	2		0	0	0	1	3
0	0	0	0	12	0	0	0	3	0		0	5	0	0	1
94	42	59	185	127	54	39	69	128	50		104	506	129	81	110
0	0	-8	0	-1	0	0	0	-1	0		0	0	0	0	-28
57	58	159	110	192	79	86	68	84	67		294	657	331	249	395
52	0	5	27	49	48	8	20	21	20		90	131	61	110	63
1	27	103	28	24	20	31	28	24	11		23	172	38	30	60
0	12	2	44	90	26	37	28	66	32		53	276	217	88	206
0	3	2	2	0	0	0	3	18	1		37	2	3	5	4
0	0	36	1	2	0	2	0	1	1		18	1	0	5	1
0	0	5	0	1	3	0	0	1	0		0	2	0	0	14
0	0	0	0	13	0	0	0	0	0		0	0	0	0	0
53	42	153	102	179	97	78	79	131	65		221	584	319	238	348
0	0	0	0	0	0	-8	0	0	0		0	0	0	0	-1

TRAFFIC CITATIONS, CRIMINAL AND CIVIL COMPLAINTS

	MCKEAN					MERCER					MIFFLIN		
	1-01	3-01	3-02	3-03	3-04	2-01	2-02	3-01	3-02	3-03			
1977 POPULATION	12672	6605	10064	11777	10797	28779	32276	20168	20491	25461			
Traffic Citations Filed	393	319	611	926	1129	887	2259	4580	2158	2114			
Dispositions By:													
Guilty—Trial	11	16	17	32	23	32	41	97	86	66			
Guilty Plea	339	283	598	782	1013	747	1599	3946	1505	1758			
Not Guilty	3	3	7	26	15	9	33	43	31	54			
Withdrawal	12	0	3	46	23	126	104	262	108	127			
Substantive Defect	2	9	3	7	20	0	1	0	3	0			
Unable to Locate	9	16	0	13	12	0	0	0	0	17			
Other	0	4	0	0	0	0	2	0	2	0			
Total Dispositions	376	331	628	906	1106	914	1780	4348	1735	2022			
Adjustments	0	0	0	-22	-7	-13	-11	-3	0	0			
Non-Traffic Citations Filed	377	60	151	116	145	476	482	200	222	484			
Dispositions By:													
Guilty—Trial	7	13	10	7	8	18	17	10	6	19			
Guilty Plea	298	32	111	89	105	415	257	139	154	360			
Not Guilty	10	3	2	0	10	2	9	1	6	12			
Settled	2	0	2	0	1	1	0	0	6	0			
Withdrawal	20	0	2	26	10	29	20	1	7	27			
Substantive Defect	5	0	0	0	0	0	0	0	0	2			
Unable to Locate	15	8	0	9	5	0	0	0	0	44			
Other	5	0	0	0	0	0	2	2	1	0			
Total Dispositions	362	56	127	131	139	465	305	153	180	464			
Adjustments	0	0	0	-4	0	-12	0	0	-4	0			
Summary Complaints Filed	257	25	140	68	67	276	790	248	244	369			
Dispositions By:													
Guilty—Trial	13	1	13	3	2	19	3	32	1	15			
Guilty Plea	99	5	116	28	47	182	351	85	71	187			
Not Guilty	19	0	2	1	4	7	10	13	2	7			
Settled	3	3	6	7	2	1	12	12	1	10			
Withdrawal	22	3	2	10	5	34	116	29	6	70			
Substantive Defect	0	0	0	0	0	0	0	0	0	0			
Unable to Locate	21	0	0	6	3	1	0	1	0	1			
Other	3	2	0	0	0	0	0	0	0	0			
Total Dispositions	180	14	139	55	63	244	492	172	81	290			
Adjustments	0	0	0	-17	0	-3	0	-3	0	-39			
Misde/Felony Complaints Filed	148	43	103	73	116	243	353	176	111	183			
Dispositions By:													
Guilty Plea Misdemeanor 3	2	2	9	0	6	3	5	4	5	2			
Bound Over	51	14	26	18	25	115	90	68	33	42			
Dismissed	9	3	6	5	13	1	19	20	4	6			
Waiver	27	12	26	16	18	17	46	22	6	19			
Settled	1	0	2	0	1	0	4	8	5	9			
Withdrawal	41	5	17	23	45	78	83	14	7	80			
Fugitive	4	0	0	4	4	11	9	3	0	1			
Other	2	0	0	1	0	11	0	1	2	0			
Total Dispositions	137	36	86	67	112	236	256	140	62	159			
Adjustments	0	0	0	-9	0	-11	0	-22	-1	-16			
Civil Complaints Filed	639	147	298	68	257	374	671	262	326	444			
Dispositions By:													
Trial	158	12	15	11	24	114	28	33	19	85			
Settled	116	46	95	9	42	72	183	115	50	72			
Default	303	77	74	64	165	121	191	44	125	233			
Dismissed Without Prejudice	30	5	1	3	13	9	7	9	3	9			
Withdrawal	2	0	2	2	1	9	7	9	3	0			
No Service	11	0	0	0	2	4	10	6	0	0			
Other	0	0	2	0	0	2	0	0	0	0			
Total Dispositions	620	140	189	89	247	331	426	216	200	399			
Adjustments	0	0	0	0	0	0	0	-1	0	0			

NON-TRAFFIC CITATIONS BY MAGISTERIAL DISTRICTS

		MONROE PIKE													
3-01	3-02	2-01	2-02	3-01	3-02	3-03	3-04	3-05	3-06	4-01	4-02				
26441	18827	5451	7894	4830	8450	6067	5293	5806	6012	4326	4036				
1838	864	488	406	3326	874	5829	452	922	941	541	392				
34	74	21	31	69	29	114	10	23	14	15	32				
1622	693	362	288	2912	567	5029	351	808	812	491	368				
14	7	23	2	14	18	9	1	10	2	1	2				
36	6	17	8	282	61	571	0	7	16	33	2				
48	1	6	4	1	0	0	0	0	0	0	3				
68	0	108	0	1	6	0	0	160	4	0	39				
0	2	1	0	0	0	0	25	0	17	0	2				
1822	783	538	333	3279	681	5723	387	1008	865	540	448				
-4	0	0	0	0	0	0	1	0	0	0	0				
570	248	455	700	301	253	133	74	76	299	110	53				
13	17	42	72	25	5	7	3	13	23	11	2				
445	167	226	344	178	99	63	23	49	166	59	27				
12	7	9	3	7	9	2	0	3	3	4	1				
1	3	5	8	0	37	0	0	0	0	0	0				
17	5	36	65	63	23	34	0	7	0	6	2				
3	0	7	0	1	0	0	0	0	0	0	0				
14	0	47	0	0	1	1	3	0	0	1	6				
3	0	21	0	0	0	0	1	0	0	2	1				
508	199	393	492	274	174	107	30	72	192	83	39				
-16	0	0	0	0	0	0	0	0	0	0	0				
214	140	159	147	32	25	86	63	40	60	12	108				
7	3	8	2	5	11	2	1	6	6	2	9				
136	116	61	66	19	2	12	12	17	27	7	50				
10	1	1	0	2	1	0	2	6	2	0	5				
0	0	7	3	1	6	6	0	0	6	0	14				
43	4	12	12	5	2	10	5	7	3	6	4				
1	1	5	0	0	0	0	0	2	0	0	1				
27	0	34	1	0	0	30	0	2	0	0	13				
0	0	1	0	1	0	0	13	0	0	0	5				
224	125	129	84	33	22	60	33	40	44	15	101				
-2	0	0	0	0	3	0	0	0	0	0	0				
197	133	87	147	45	169	105	22	41	29	25	82				
0	4	1	0	0	0	0	0	0	0	0	0				
71	28	33	64	46	84	33	15	14	18	12	29				
11	1	10	19	4	12	15	0	4	4	0	13				
74	64	3	27	10	13	8	0	3	2	2	19				
7	10	5	10	0	0	0	1	1	0	1	2				
56	33	17	22	20	46	33	5	9	3	11	8				
0	0	0	4	0	0	1	0	0	1	0	3				
25	0	2	0	0	1	0	7	7	0	2	1				
244	140	71	146	80	156	90	28	38	28	28	75				
0	0	0	-42	0	0	0	0	-1	0	0	0				
344	363	229	411	399	130	152	161	743	926	98	105				
28	23	44	112	52	12	61	21	56	77	16	19				
133	80	49	147	120	57	65	39	149	255	19	34				
159	256	83	102	249	42	1	24	448	744	34	40				
6	2	12	8	1	6	10	0	0	20	1	2				
3	3	3	7	9	4	8	9	11	18	3	0				
12	0	11	0	0	0	8	13	7	4	10	2				
0	1	1	0	0	0	0	0	0	1	0	0				
341	365	203	376	431	121	153	106	671	1119	83	97				
0	0	0	0	0	0	0	-2	0	0	0	0				

TRAFFIC CITATIONS, CRIMINAL AND CIVIL COMPLAINTS

	MONTGOMERY											
	1-01	1-02	1-03	1-04	1-05	1-06	1-07	1-08	1-09	1-10	1-11	1-12
1977 POPULATION	24293	23114	23114	32731	32732	34272	34271	22394	29329	27249	20270	18266
Traffic Citations Filed	1108	3509	4770	2071	1884	11499	18822	1132	5904	3272	3513	2473
Dispositions By:												
Guilty—Trial	33	161	171	175	154	1393	190	34	191	175	67	52
Guilty Plea	823	2380	2620	1446	1139	8512	11714	707	4509	2122	2585	1765
Not Guilty	52	163	179	156	68	328	2965	29	140	224	95	61
Withdrawal	16	23	552	109	87	0	674	65	457	141	240	174
Substantive Defect	10	178	30	8	27	0	241	31	0	24	0	0
Unable to Locate	19	159	2239	193	0	0	1895	204	419	31	0	25
Other	15	0	0	81	142	0	0	15	0	6	5	2
Total Dispositions	968	3064	5791	2168	1617	10233	17679	1085	5716	2723	2992	2079
Adjustments	-1	0	0	0	0	0	0	0	0	0	-3	-4
Non-Traffic Citations Filed	605	272	708	723	378	1214	1058	917	1110	496	622	403
Dispositions By:												
Guilty—Trial	31	45	118	80	53	341	92	40	48	15	54	11
Guilty Plea	442	171	259	410	192	1009	705	601	815	255	395	256
Not Guilty	33	23	42	74	55	46	199	28	31	37	18	10
Settled	4	0	0	10	0	0	0	0	4	0	0	2
Withdrawal	29	20	48	33	39	0	17	53	10	14	66	32
Substantive Defect	0	19	4	6	0	0	5	10	2	0	0	0
Unable to Locate	60	2	273	31	0	0	33	24	3	15	7	6
Other	7	0	0	6	13	0	0	4	0	10	2	0
Total Dispositions	606	280	744	650	352	1396	1051	760	913	346	542	317
Adjustments	0	0	0	0	0	0	0	0	0	0	0	0
Summary Complaints Filed	201	161	243	230	114	177	45	79	220	131	114	271
Dispositions By:												
Guilty—Trial	9	19	21	17	28	139	8	11	7	15	38	27
Guilty Plea	48	28	63	32	21	58	32	93	31	27	29	95
Not Guilty	6	7	7	9	19	15	7	7	24	3	5	13
Settled	0	0	5	12	0	38	0	5	4	4	6	1
Withdrawal	16	74	85	25	26	3	8	10	27	19	10	27
Substantive Defect	0	2	3	0	0	0	0	4	0	0	0	0
Unable to Locate	58	0	5	16	1	2	9	11	8	13	1	6
Other	8	4	0	16	23	0	0	1	2	0	2	141
Total Dispositions	145	134	189	127	118	255	64	142	103	81	91	310
Adjustments	0	0	0	0	0	0	0	0	0	0	0	0
Misde/Felony Complaints Filed	157	133	221	226	170	278	202	180	401	207	306	178
Dispositions By:												
Guilty Plea Misdemeanor 3	0	0	0	0	0	2	0	0	0	0	2	0
Bound Over	69	66	100	96	77	125	158	55	209	78	106	90
Dismissed	15	12	41	23	7	37	23	15	29	21	29	20
Waiver	31	29	46	17	34	61	14	44	47	30	113	42
Settled	1	6	17	44	0	65	0	6	4	2	0	0
Withdrawal	28	21	5	29	40	1	3	32	38	21	46	19
Fugitive	1	5	3	2	0	8	0	7	2	0	0	0
Other	1	0	1	13	9	0	0	0	1	5	2	1
Total Dispositions	146	139	213	224	167	299	198	159	330	157	298	172
Adjustments	0	0	0	0	0	0	0	0	0	0	-2	0
Civil Complaints Filed	416	204	219	402	370	496	282	157	665	394	533	361
Dispositions By:												
Trial	78	77	69	146	108	424	84	41	163	59	115	63
Settled	72	52	55	84	81	135	205	27	126	92	55	44
Default	1086	57	65	152	207	180	136	60	234	177	310	201
Dismissed Without Prejudice	619	2	7	5	55	1	0	18	0	1	3	3
Withdrawal	4	0	8	4	6	0	4	0	1	5	5	4
No Service	111	12	4	13	1	0	14	0	0	25	5	3
Other	1	0	0	1	0	0	0	0	0	0	0	0
Total Dispositions	1971	200	208	405	458	740	443	146	524	359	493	318
Adjustments	-34	0	0	0	0	0	0	0	0	0	0	0

Note: Footnotes at the end of Tables.

NON-TRAFFIC CITATIONS BY MAGISTERIAL DISTRICTS

	a																
1-13	1-14	1-15	2-02	2-04	2-05	2-06	2-08	2-13	2-14	2-17	2-18	2-19	2-20	3-01	3-02	3-03	
29265	21313	16873	15766	33385	18213	22458	12716	31161	13888	15886	12723	12723	12723	11193	9806	19841	
3336	2660	1206	1765	3094	1734	1271	1759	3034	3754	2012	3732	927	1013	614	638	1585	
59	133	91	57	116	84	72	116	133	225	243	65	17	44	47	71	74	
2040	1953	904	1517	2320	1517	1105	1336	2462	2541	1473	1663	481	562	452	505	1327	
563	93	73	33	38	32	31	48	78	249	8	124	29	47	15	11	42	
71	56	23	67	172	56	16	58	72	17	19	51	45	59	36	21	50	
2	89	5	0	12	0	7	0	40	0	6	5	4	56	0	2	7	
187	11	67	69	234	0	1	26	89	219	0	257	402	93	0	0	6	
165	0	86	0	13	49	2	54	41	0	1	0	25	2	21	0	2	
3087	2335	1249	1743	2905	1738	1234	1638	2915	3251	1750	2165	1003	863	571	610	1508	
-6	0	0	0	-28	0	0	0	-1	0	0	0	0	0	-2	0	-9	
830	466	247	174	1154	417	475	508	806	852	464	399	109	220	222	210	274	
55	66	16	10	94	24	11	65	58	52	30	26	12	12	11	6	15	
346	420	209	149	779	336	364	385	615	586	295	108	44	118	159	159	168	
183	38	26	4	36	52	15	28	36	56	0	35	6	8	7	13	14	
9	0	0	0	17	5	9	0	1	0	0	2	0	1	0	0	1	
11	8	12	14	76	35	28	28	31	12	50	37	8	15	20	5	18	
0	5	1	2	6	0	1	0	2	0	0	2	0	2	1	0	1	
44	1	0	0	30	0	1	17	187	25	0	63	33	4	0	4	1	
0	0	14	0	2	1	2	48	0	1	0	0	0	1	33	0	0	
648	538	278	179	1040	453	431	571	930	732	375	273	103	161	231	187	218	
0	0	0	0	-10	0	0	0	-2	0	0	0	0	0	-2	-1	4	
159	54	108	164	282	104	188	9	77	105	19	102	260	20	131	97	284	
17	32	11	6	5	6	7	1	7	3	2	21	14	2	2	3	11	
42	2	43	18	11	76	49	1	21	18	0	11	88	5	87	35	83	
42	5	12	11	2	15	8	0	1	3	1	21	3	1	0	5	1	
7	2	0	74	114	0	20	1	5	2	0	1	3	0	8	0	1	
12	3	21	35	21	21	12	2	19	6	5	13	32	0	7	11	33	
0	0	0	0	0	0	0	0	0	1	0	0	1	1	0	0	4	
0	2	1	5	51	0	5	0	10	10	0	10	212	3	3	8	25	
4	0	2	0	0	12	0	1	2	9	0	0	3	1	19	1	7	
124	46	90	149	204	130	101	6	65	52	8	77	356	13	126	63	165	
0	0	0	0	-3	0	0	0	0	-6	0	0	0	0	-6	0	0	
177	104	77	48	375	140	170	112	208	299	224	335	154	149	77	65	155	
7	0	1	1	0	11	0	0	0	0	3	0	0	0	0	0	0	
86	52	21	11	101	62	59	59	84	129	65	141	64	61	19	29	78	
67	14	2	4	5	7	22	0	23	15	15	51	23	23	1	7	19	
22	23	15	8	166	33	35	31	56	43	33	30	19	28	13	12	22	
6	2	0	1	3	0	5	0	0	3	0	15	1	18	7	0	0	
3	3	7	10	57	37	21	12	50	11	43	84	26	9	12	12	15	
1	5	2	1	0	0	0	1	4	2	0	0	0	0	1	0	6	
0	0	19	2	17	2	5	10	6	0	19	0	4	2	17	7	5	
192	99	67	38	349	152	147	113	223	203	178	321	137	141	70	67	145	
0	0	0	0	0	0	0	0	0	0	-10	0	0	0	0	0	-9	
580	538	216	388	1110	239	341	84	694	491	240	501	252	817	360	119	370	
124	282	52	47	200	58	117	22	191	113	60	167	74	149	44	35	71	
105	93	23	111	281	49	45	18	81	90	75	66	30	141	93	17	72	
280	300	60	185	438	98	112	24	246	248	89	219	131	111	208	55	166	
6	4	5	33	3	0	3	2	14	6	4	12	1	8	22	9	28	
1	1	12	3	18	1	17	9	3	2	12	9	7	25	0	1	3	
4	8	6	1	116	7	6	0	27	33	2	29	8	53	3	2	1	
0	0	0	0	15	0	0	1	0	0	18	0	1	0	0	0	1	
520	688	158	380	1071	213	300	76	562	492	260	502	252	487	370	119	342	
0	0	0	0	0	0	0	0	0	0	0	0	0	0	0	0	0	

TRAFFIC CITATIONS, CRIMINAL AND CIVIL COMPLAINTS

	NORTHAMPTON												
		1-01	1-02	2-01	2-02	2-03	2-04	2-05	2-06	2-07	2-08	2-09	3-01
1977 POPULATION		16704	15299	14307	18411	14244	11984	14902	13797	13186	14739	18358	12010
Traffic Citations Filed		1844	943	826	1074	1408	692	899	645	735	872	1837	506
Dispositions By:													
Guilty—Trial		12	37	20	34	40	35	48	71	40	34	45	25
Guilty Plea		1360	768	675	826	1224	588	608	437	579	696	1607	420
Not Guilty		55	89	30	35	61	14	40	47	19	38	12	18
Withdrawal		49	0	2	29	20	1	27	20	40	38	10	8
Substantive Defect		40	1	0	20	1	0	0	12	0	3	3	0
Unable to Locate		82	59	0	19	43	0	0	6	0	14	24	32
Other		63	32	0	0	0	0	27	0	3	0	21	0
Total Dispositions		1661	986	727	963	1389	638	750	593	681	823	1722	503
Adjustments		-2	0	0	-1	0	0	-13	0	0	0	-2	0
Non-Traffic Citations Filed		2629	518	1838	102	238	182	609	751	182	93	496	242
Dispositions By:													
Guilty—Trial		8	34	4	27	7	13	48	25	9	16	26	15
Guilty Plea		1909	417	1536	58	144	146	352	430	137	72	374	187
Not Guilty		15	53	44	6	30	5	19	22	7	8	14	11
Settled		25	2	7	4	0	5	0	7	1	3	0	2
Withdrawal		94	5	13	0	9	1	17	67	12	5	18	10
Substantive Defect		54	0	0	1	1	0	0	1	0	0	1	0
Unable to Locate		325	30	0	0	4	0	0	23	0	1	0	17
Other		299	37	0	2	0	0	30	0	0	0	1	0
Total Dispositions		2729	578	1604	98	195	170	466	575	166	105	434	242
Adjustments		0	0	0	0	0	-1	-13	0	0	0	-1	0
Summary Complaints Filed		275	133	286	44	174	104	251	204	87	93	321	99
Dispositions By:													
Guilty—Trial		6	10	15	1	11	5	129	26	9	20	8	37
Guilty Plea		207	77	64	12	85	22	44	104	21	41	184	41
Not Guilty		9	3	8	9	16	3	15	7	0	8	1	4
Settled		6	28	7	6	0	11	12	18	13	7	0	2
Withdrawal		22	17	9	3	11	5	26	12	11	2	25	17
Substantive Defect		2	0	0	0	0	0	0	0	0	0	0	0
Unable to Locate		22	3	0	0	0	0	3	33	0	1	0	4
Other		5	0	0	0	0	0	0	0	0	0	0	0
Total Dispositions		279	138	103	31	123	46	229	200	54	79	218	105
Adjustments		0	0	0	0	0	0	-6	0	0	0	0	0
Misde/Felony Complaints Filed		144	176	49	67	84	40	202	156	78	104	118	57
Dispositions By:													
Guilty Plea Misdemeanor 3		13	9	0	2	0	12	1	5	1	0	8	0
Bound Over		74	62	24	36	29	38	97	32	46	48	37	35
Dismissed		19	26	4	8	2	4	7	14	2	12	0	4
Waiver		19	10	5	6	21	7	72	64	10	11	23	4
Settled		19	8	2	11	0	1	0	6	5	27	1	0
Withdrawal		11	14	0	6	22	2	15	16	8	6	22	11
Fugitive		8	0	0	2	3	1	21	0	0	8	3	0
Other		0	0	0	0	0	0	0	0	0	0	1	0
Total Dispositions		163	129	35	71	77	65	213	137	72	112	95	54
Adjustments		0	0	0	0	0	0	0	0	0	0	0	0
Civil Complaints Filed		57	204	184	157	115	213	324	328	97	127	385	227
Dispositions By:													
Trial		17	96	11	44	31	47	223	85	3	39	74	40
Settled		9	33	52	42	29	70	38	17	44	26	123	69
Default		13	66	46	61	19	5	60	273	49	76	149	97
Dismissed Without Prejudice		2	1	0	6	10	1	2	4	2	6	1	7
Withdrawal		10	2	2	0	1	0	4	8	6	1	3	17
No Service		1	0	0	0	2	4	0	9	0	3	0	0
Other		0	0	0	0	0	0	0	0	0	0	0	0
Total Dispositions		52	198	111	153	92	127	327	396	104	151	350	230
Adjustments		0	0	0	0	0	0	0	0	0	0	0	0

NON-TRAFFIC CITATIONS BY MAGISTERIAL DISTRICTS

		NORTHUMBERLAND					POTTER								
3-02	3-03	2-01	3-01	3-02	3-03	3-01	4-01	4-02	4-03	4-04					
13613	17391	20230	19322	31334	28304	4653	3198	3822	2788	1934					
1599	691	1184	2104	1545	2005	535	123	238	328	200					
103	10	37	38	36	69	23	6	9	12	11					
1233	533	1022	1887	1325	1802	424	100	220	273	185					
20	26	58	12	53	51	5	0	2	7	1					
55	29	35	31	53	27	21	3	3	24	0					
3	28	0	7	0	0	0	2	0	0	0					
9	61	0	37	13	0	0	0	0	0	0					
0	26	0	7	0	0	0	0	0	0	7					
1423	713	1152	2019	1480	1949	473	111	234	316	204					
-3	0	-36	0	0	0	0	0	0	0	0					
162	291	328	379	1291	380	222	64	48	64	16					
5	5	39	3	23	9	7	15	6	13	2					
57	193	194	208	950	269	93	36	29	52	16					
3	9	13	4	51	32	1	0	1	1	0					
0	0	0	3	10	7	0	0	1	0	4					
4	23	18	19	264	6	104	1	2	2	0					
0	19	0	1	1	0	0	1	0	0	0					
0	51	0	24	48	0	0	2	0	0	0					
0	9	2	1	0	0	0	1	1	0	0					
69	309	266	263	1347	323	205	56	40	68	22					
-2	0	-19	0	0	0	0	0	1	0	0					
113	63	48	173	0	73	67	2	18	21	29					
11	0	14	2	0	17	1	0	3	2	2					
27	22	18	121	0	88	50	0	8	13	16					
6	3	1	1	0	9	1	0	3	0	0					
0	0	0	1	0	4	0	0	0	0	0					
6	23	16	10	0	12	1	0	0	4	2					
0	0	1	0	0	0	0	0	0	0	0					
9	0	1	1	0	0	0	0	0	0	0					
0	0	0	2	0	0	0	0	0	0	0					
59	48	51	138	0	130	53	0	14	19	20					
0	0	5	0	0	0	0	0	0	0	0					
56	106	97	169	200	216	42	22	42	52	13					
3	0	1	1	0	0	0	2	0	0	0					
27	20	26	58	59	84	14	2	9	13	7					
4	4	7	16	15	23	4	4	4	0	3					
11	20	21	66	32	15	8	10	10	11	3					
4	1	7	1	35	6	0	2	4	5	0					
12	34	23	11	40	6	13	3	14	5	2					
1	0	6	1	2	0	0	0	6	0	0					
0	2	0	4	16	0	0	0	0	0	0					
62	81	91	158	199	134	39	23	47	34	15					
0	0	-3	0	0	0	0	0	0	0	0					
154	341	248	169	366	140	129	15	46	30	18					
57	23	159	100	3	50	0	0	2	2	1					
36	93	49	25	82	25	30	7	16	16	9					
46	131	6	29	206	56	123	3	18	0	0					
0	10	17	6	15	7	2	0	0	0	0					
2	4	4	0	1	0	0	0	1	0	1					
2	4	0	3	2	0	6	0	0	0	0					
0	0	3	0	0	0	0	0	2	0	0					
143	265	236	163	309	138	161	10	39	18	11					
0	0	0	0	0	0	0	0	0	0	0					

TRAFFIC CITATIONS, CRIMINAL AND CIVIL COMPLAINTS

	SCHUYLKILL											
	2-01	2-02	2-03	3-01	3-02	3-03	3-04	3-05	3-08	3-09	3-10	3-12
1977 POPULATION	11472	11940	12030	16168	11776	13040	9711	17685	20486	7971	18258	11637
Traffic Citations Filed	339	285	610	672	506	804	550	806	1239	406	1883	1879
Dispositions By:												
Guilty-Trial	3	10	7	37	26	18	15	27	22	12	48	22
Guilty Plea	233	217	241	629	431	626	417	631	1061	361	1610	1552
Not Guilty	32	9	6	13	21	8	31	21	13	4	30	8
Withdrawal	5	2	306	8	0	26	15	106	92	20	23	257
Substantive Defect	16	0	8	0	4	1	16	0	0	1	10	1
Unable to Locate	2	28	30	5	0	4	0	0	0	8	30	0
Other	0	6	0	0	18	39	0	0	1	0	0	23
Total Dispositions	291	272	598	692	500	722	494	785	1189	406	1751	1863
Adjustments	-11	-15	0	0	-1	-4	-23	-20	0	0	0	-10
Non-Traffic Citations Filed	125	207	130	249	87	204	226	195	81	174	176	103
Dispositions By:												
Guilty-Trial	0	18	1	21	3	4	14	10	7	11	21	2
Guilty Plea	89	149	83	148	68	178	175	141	50	160	101	73
Not Guilty	13	10	5	11	2	10	15	7	1	2	7	3
Settled	2	0	9	0	0	0	0	0	0	1	0	0
Withdrawal	4	1	10	1	5	6	28	9	5	13	25	4
Substantive Defect	3	1	0	0	0	0	2	1	0	0	0	0
Unable to Locate	7	12	6	0	1	0	0	1	0	3	14	0
Other	0	3	0	0	0	0	0	0	1	0	6	0
Total Dispositions	118	194	114	181	79	198	234	169	64	190	174	82
Adjustments	-5	-9	0	0	-1	-1	-23	-5	0	0	0	-3
Summary Complaints Filed	75	89	43	97	50	29	5	62	106	39	95	31
Dispositions By:												
Guilty-Trial	0	10	2	11	14	11	0	17	19	0	14	3
Guilty Plea	29	46	5	28	19	20	4	8	44	32	57	3
Not Guilty	8	12	2	2	2	4	0	24	12	1	1	1
Settled	15	2	28	2	9	1	1	2	1	4	3	3
Withdrawal	11	20	5	6	10	12	0	19	23	2	3	2
Substantive Defect	0	0	1	0	0	0	0	0	0	0	0	0
Unable to Locate	0	18	5	0	2	2	0	0	2	2	12	0
Other	0	1	0	0	6	0	0	0	0	0	0	0
Total Dispositions	63	109	48	49	62	50	5	70	101	41	90	12
Adjustments	0	0	0	0	-1	0	0	0	0	0	0	0
Misde/Felony Complaints Filed	112	159	86	89	67	62	81	87	84	43	119	97
Dispositions By:												
Guilty Plea Misdemeanor 3	0	0	0	0	1	2	0	0	2	0	0	0
Bound Over	40	60	27	44	24	11	23	35	58	5	51	42
Dismissed	20	6	2	22	9	4	5	6	2	0	9	15
Waiver	27	66	45	27	13	27	31	35	1	31	29	22
Settled	5	0	8	0	0	0	2	2	1	2	5	4
Withdrawal	7	32	4	15	15	6	13	10	5	0	12	13
Fugitive	1	5	1	5	3	2	3	3	5	0	7	4
Other	0	2	0	0	0	0	0	0	0	0	0	1
Total Dispositions	100	171	87	113	65	52	77	91	74	38	113	101
Adjustments	0	0	0	0	0	-3	0	-6	0	0	0	0
Civil Complaints Filed	281	134	81	75	92	88	26	69	88	39	173	22
Dispositions By:												
Trial	64	26	37	22	26	10	5	26	24	7	36	2
Settled	45	29	6	11	11	17	6	16	15	14	42	8
Default	126	58	37	36	31	61	14	25	38	26	78	0
Dismissed Without Prejudice	0	8	3	5	2	2	1	4	4	2	2	0
Withdrawal	8	0	0	0	0	1	0	0	0	5	1	0
No Service	0	11	1	0	1	0	2	0	0	0	9	0
Other	0	0	0	0	0	0	0	0	0	0	0	0
Total Dispositions	243	132	84	74	71	91	28	71	81	54	168	10
Adjustments	18	0	0	0	0	0	0	0	0	0	0	0

NON-TRAFFIC CITATIONS BY MAGISTERIAL DISTRICTS

SOMERSET					SULLIVAN/WYOMING					SUSQUEHANNA				
3-01	3-02	3-03	3-05	3-06	3-01	3-02	3-03	3-04	4-03	3-01	3-02	3-03		
18317	15664	19018	8368	14670	4808	8122	3958	6152	2003	13258	12274	8812		
1014	1346	9738	309	411	323	690	796	902	86	348	2558	2385		
52	24	103	5	13	13	24	36	20	5	22	31	26		
831	717	7197	277	364	281	565	722	732	78	276	2137	2134		
25	100	66	7	0	11	26	12	13	4	5	22	8		
10	88	1216	14	0	7	25	26	1	1	4	0	143		
7	16	0	3	0	0	3	3	0	0	3	23	10		
13	9	0	20	0	0	1	0	11	1	6	252	24		
0	39	0	5	0	2	8	2	3	8	0	3	1		
938	993	8582	331	377	314	652	801	780	97	316	2458	2346		
0	-63	0	0	0	0	0	-1	-4	0	0	0	0		
243	190	179	140	137	117	135	158	124	63	98	92	48		
19	2	12	4	5	8	5	18	6	1	2	10	1		
208	120	92	91	66	63	91	89	100	54	71	70	32		
18	12	3	17	2	8	9	8	5	7	1	1	2		
1	2	0	1	0	0	1	0	0	0	0	0	2		
2	4	1	9	2	13	3	15	6	0	4	0	0		
0	1	0	0	0	0	0	0	0	0	2	0	1		
1	2	0	0	0	0	1	0	0	4	9	11	0		
0	4	0	0	0	1	2	2	2	1	0	0	0		
249	147	108	122	75	93	112	132	119	67	89	92	38		
-2	-17	0	0	0	0	0	0	0	-1	0	0	0		
35	77	276	234	143	51	111	23	133	13	39	29	60		
3	6	28	5	6	12	12	1	19	1	1	9	12		
17	30	127	151	85	19	49	18	50	8	26	15	20		
2	6	1	7	0	3	3	1	16	0	2	1	14		
5	7	25	1	3	3	8	2	10	1	3	0	6		
5	3	10	15	0	6	4	2	15	4	0	2	10		
3	2	0	0	0	0	0	0	25	0	0	0	1		
0	0	0	0	0	0	14	0	11	2	7	3	0		
0	1	5	1	0	0	0	2	0	0	0	0	0		
35	55	196	180	94	43	100	26	146	16	39	30	63		
0	-11	-1	0	0	0	-2	0	0	-1	0	0	0		
132	112	238	89	110	54	80	32	72	29	57	68	111		
0	0	1	0	0	0	5	0	5	0	0	0	1		
38	34	108	38	40	20	32	7	34	1	15	26	18		
33	22	26	12	10	4	13	2	12	1	7	7	13		
18	13	15	3	19	2	3	6	7	28	9	17	42		
11	9	10	2	17	3	3	3	6	0	10	1	4		
32	13	53	26	16	6	16	6	17	1	16	8	21		
4	2	14	1	2	0	0	0	0	0	4	5	2		
0	3	2	3	4	6	0	2	1	0	0	3	0		
136	96	229	85	108	41	72	26	82	31	61	67	101		
-1	-3	0	-1	0	0	0	1	-2	1	0	0	0		
270	113	531	101	233	153	118	51	184	6	208	201	197		
53	39	47	29	9	16	16	7	21	3	30	64	14		
64	35	72	56	59	19	27	19	33	2	40	41	75		
104	25	322	18	110	109	56	17	115	1	110	116	69		
26	5	6	1	1	0	1	0	5	0	5	11	6		
3	3	0	0	0	2	4	0	1	0	3	0	0		
0	3	0	1	3	3	0	0	9	0	9	0	5		
1	0	0	0	0	1	0	0	0	0	0	0	16		
251	110	447	105	182	150	104	43	184	6	197	232	185		
0	0	0	0	0	0	0	0	0	0	0	0	0		

TRAFFIC CITATIONS, CRIMINAL AND CIVIL COMPLAINTS

	TIOGA			UNION/SNYDER				VENANGO		
	3-01	3-02	3-03	3-01	3-02	3-03	3-04	3-01	3-02	3-03
1977 POPULATION	12355	12113	15223	18599	10004	16947	12322	8782	23394	24416
Traffic Citations Filed	998	1411	3282	5277	657	2062	435	922	2356	4076
Dispositions By:										
Guilty—Trial	47	42	105	562	12	78	16	51	49	103
Guilty Plea	856	1276	2650	4098	534	1827	398	741	1787	2900
Not Guilty	18	20	43	5	4	45	4	5	32	79
Withdrawal	55	42	87	18	39	59	2	15	331	402
Substantive Defect	1	3	48	2	0	3	1	0	7	0
Unable to Locate	0	5	149	562	1	0	0	3	0	0
Other	0	14	36	1	0	0	1	20	23	64
Total Dispositions	977	1402	3118	5248	590	2012	422	835	2229	3548
Adjustments	-74	0	-9	0	0	0	-30	0	0	-166
Non-Traffic Citations Filed	225	203	165	246	174	67	140	135	758	573
Dispositions By:										
Guilty—Trial	21	11	23	3	17	2	8	15	29	28
Guilty Plea	129	228	124	179	107	28	83	82	521	342
Not Guilty	14	7	10	0	33	1	4	4	49	11
Settled	0	0	4	23	0	0	31	1	1	0
Withdrawal	11	11	4	15	20	6	6	9	66	38
Substantive Defect	0	0	1	0	0	2	3	0	5	0
Unable to Locate	0	0	3	10	0	0	0	1	0	0
Other	0	14	5	0	0	0	0	0	41	31
Total Dispositions	175	271	174	230	177	39	135	112	712	450
Adjustments	-35	9	-2	0	0	0	-6	0	0	-37
Summary Complaints Filed	399	102	266	410	85	504	167	15	173	117
Dispositions By:										
Guilty—Trial	20	0	26	41	8	38	9	2	3	5
Guilty Plea	169	67	175	93	37	308	78	9	88	40
Not Guilty	8	2	2	0	5	9	4	0	0	5
Settled	9	1	33	223	0	7	69	4	0	7
Withdrawal	43	8	9	10	16	37	19	1	27	18
Substantive Defect	0	0	0	1	0	0	0	0	0	0
Unable to Locate	0	5	3	8	3	0	0	0	0	0
Other	0	5	1	1	0	0	0	1	1	17
Total Dispositions	249	88	249	377	69	399	179	17	119	92
Adjustments	-62	-7	-1	0	0	0	-19	0	0	-34
Misde/Felony Complaints Filed	161	144	169	46	34	94	66	76	214	205
Dispositions By:										
Guilty Plea Misdemeanor 3	1	3	2	1	0	0	0	0	11	4
Bound Over	43	15	36	38	15	13	12	16	20	59
Dismissed	14	15	7	1	1	15	0	6	10	40
Waiver	37	37	66	2	4	48	25	17	54	30
Settled	0	8	36	2	0	11	2	20	15	3
Withdrawal	60	52	41	0	7	12	11	8	86	31
Fugitive	0	0	3	0	0	0	0	1	0	0
Other	0	11	14	0	0	0	0	9	9	7
Total Dispositions	155	141	205	44	27	99	50	77	205	174
Adjustments	-21	-5	-11	0	0	0	0	0	0	-18
Civil Complaints Filed	190	222	701	253	209	206	354	43	401	367
Dispositions By:										
Trial	29	21	30	24	121	35	6	2	40	56
Settled	43	141	565	136	57	49	137	13	78	76
Default	57	47	91	3	1	78	155	20	231	203
Dismissed Without Prejudice	1	1	3	20	3	1	1	2	27	6
Withdrawal	2	5	505	0	6	4	5	1	2	3
No Service	0	5	2	19	5	1	0	1	0	6
Other	0	0	5	5	0	0	0	1	0	0
Total Dispositions	132	220	1201	207	193	168	304	40	378	350
Adjustments	-5	-3	0	-2	0	0	0	0	0	-6

NON-TRAFFIC CITATIONS BY MAGISTERIAL DISTRICTS

	WASHINGTON														
3-04	1-01	1-02	1-03	2-01	3-01	3-02	3-03	3-04	3-05	3-06	3-07	3-08	3-09	3-10	
5761	26469	25071	14471	13251	18984	14310	10784	10648	14824	12655	13435	12350	11561	12754	
2817	5243	640	1052	389	1688	3198	789	517	4394	2041	1133	670	827	3265	
43	121	86	39	13	116	46	23	30	131	96	37	17	14	69	
2487	2822	392	590	347	1154	2549	553	442	3693	1706	864	526	924	2824	
5	241	49	138	32	94	54	19	21	98	18	15	12	10	26	
284	295	26	35	37	68	0	86	15	92	206	133	96	4	396	
0	620	2	0	0	39	0	2	2	0	1	0	0	0	3	
0	249	27	0	1	17	0	17	3	572	15	0	0	30	0	
0	2	28	0	0	53	0	4	7	0	0	0	0	2	0	
2819	4350	610	802	430	1541	2640	704	520	4586	2042	1049	651	984	3318	
0	0	0	0	0	-88	0	-8	-4	-13	-23	-15	0	0	0	
82	1033	352	243	203	481	197	243	88	558	299	241	77	112	130	
12	96	25	0	18	25	2	21	10	16	13	11	1	16	5	
47	425	204	126	108	346	112	132	48	422	188	151	38	96	86	
14	38	16	13	12	32	7	5	9	13	9	1	7	5	4	
0	0	0	0	0	0	0	1	0	0	0	0	0	0	0	
7	13	3	2	16	3	11	17	13	28	16	46	1	0	3	
0	18	0	0	0	12	0	0	1	1	0	0	0	0	0	
0	129	20	23	0	20	0	2	0	35	0	0	0	0	1	
0	0	0	3	0	19	0	1	3	0	0	0	0	0	1	
80	719	268	167	154	457	132	179	84	515	226	209	47	117	100	
0	0	0	0	0	-35	0	-4	-21	-3	-2	-2	0	0	0	
51	626	289	402	196	107	29	130	111	126	69	390	80	111	127	
3	18	91	1	35	28	8	13	21	17	15	121	7	32	4	
19	151	76	169	54	18	17	62	21	46	10	55	25	58	44	
3	50	51	15	10	19	0	21	11	7	7	2	0	12	4	
1	1	29	4	6	5	5	7	0	3	10	30	3	10	5	
2	83	35	11	18	14	2	2	51	11	10	55	8	6	22	
0	1	1	0	0	2	0	0	0	0	0	0	0	0	0	
0	70	11	14	0	2	2	3	2	40	1	0	0	7	0	
0	0	0	6	0	29	0	0	1	0	0	0	0	0	0	
28	374	294	220	123	117	34	108	107	124	53	263	43	125	79	
0	0	0	0	0	-7	0	-15	-6	-2	0	-60	0	0	0	
69	351	209	148	123	157	90	98	106	111	126	113	76	117	76	
0	0	15	0	2	0	0	0	1	4	4	1	1	4	1	
21	149	112	32	26	62	19	31	16	27	42	44	27	47	35	
11	33	41	16	20	33	25	15	21	27	9	4	6	4	3	
4	75	22	32	19	23	19	17	17	26	12	30	12	20	22	
19	6	8	6	10	14	0	9	1	3	3	5	6	12	0	
4	26	20	12	15	12	4	6	15	11	21	11	3	9	11	
0	2	7	3	0	0	0	1	0	12	3	0	0	0	3	
1	0	3	7	0	1	0	2	1	0	0	4	0	0	0	
60	291	228	108	92	145	67	81	72	110	94	99	55	96	75	
0	0	0	-1	0	-8	0	-14	-36	-3	0	0	-2	0	0	
83	376	249	309	128	209	93	72	43	176	85	70	40	62	112	
9	105	79	40	40	75	30	27	31	27	12	13	11	27	28	
21	35	68	49	44	32	21	12	9	26	12	12	5	9	22	
44	151	84	186	62	70	53	21	9	103	27	35	25	7	54	
6	18	6	38	4	4	11	2	2	17	5	1	0	4	0	
1	0	8	0	7	4	1	0	0	2	1	2	0	0	1	
0	8	22	0	2	23	2	1	2	0	0	0	0	0	0	
0	0	0	1	0	0	0	0	0	0	0	0	0	0	0	
81	317	267	314	159	216	118	63	53	175	57	63	41	47	105	
0	0	0	0	0	0	0	0	0	0	0	0	0	0	0	

TRAFFIC CITATIONS, CRIMINAL AND CIVIL COMPLAINTS

	WAYNE				WESTMORELAND								
	3-01	3-02	3-03	3-04	1-01	1-03	1-04	1-05	2-01	2-02	2-03		
1977 POPULATION	7757	10771	4803	6250	15944	15216	22398	20574	22462	17904	19916		
Traffic Citations Filed	1206	374	102	147	261	175	1247	711	1911	503	2654		
Dispositions By:													
Guilty—Trial	4	10	9	4	23	14	85	62	79	12	122		
Guilty Plea	982	336	78	139	178	118	1054	591	1554	422	1924		
Not Guilty	10	8	2	1	16	12	168	53	65	13	77		
Withdrawal	27	10	0	0	7	1	65	3	75	21	210		
Substantive Defect	0	0	0	0	0	2	10	0	2	1	0		
Unable to Locate	102	13	7	3	104	7	169	0	27	0	2		
Other	1	0	0	4	1	4	6	0	18	23	7		
Total Dispositions	1126	377	96	151	329	158	1557	709	1820	492	2342		
Adjustments	0	0	0	0	0	-6	0	0	-8	0	0		
Non-Traffic Citations Filed	115	192	6	115	144	267	424	337	141	162	270		
Dispositions By:													
Guilty—Trial	3	11	0	2	10	11	23	3	14	23	10		
Guilty Plea	89	81	4	97	34	129	307	168	73	113	129		
Not Guilty	4	6	0	2	7	13	66	44	4	14	29		
Settled	0	3	0	0	0	0	6	0	1	1	1		
Withdrawal	10	27	0	0	6	3	25	2	2	18	34		
Substantive Defect	0	0	0	0	0	0	0	0	2	0	0		
Unable to Locate	1	7	0	6	5	5	83	0	2	1	3		
Other	0	0	0	0	2	15	28	1	5	0	0		
Total Dispositions	107	135	4	107	64	171	538	218	103	170	206		
Adjustments	-1	0	0	0	0	-24	0	0	-12	0	0		
Summary Complaints Filed	75	103	50	11	188	137	302	457	478	138	66		
Dispositions By:													
Guilty—Trial	0	37	3	1	35	33	14	24	4	19	6		
Guilty Plea	33	41	36	7	20	23	151	139	292	55	9		
Not Guilty	2	0	1	0	14	30	42	65	5	23	11		
Settled	0	8	0	1	14	0	16	8	9	2	12		
Withdrawal	11	4	3	0	16	14	22	59	14	30	8		
Substantive Defect	0	0	0	0	2	0	0	0	0	0	0		
Unable to Locate	0	0	1	1	4	1	53	3	10	1	0		
Other	0	0	0	1	2	15	1	4	21	0	2		
Total Dispositions	46	90	44	11	107	116	299	302	355	130	48		
Adjustments	0	0	0	-1	0	-17	0	-6	-2	0	0		
Misde/Felony Complaints Filed	83	151	31	33	241	210	300	441	221	67	111		
Dispositions By:													
Guilty Plea Misdemeanor 3	0	0	0	2	4	2	30	1	0	12	0		
Bound Over	18	34	17	10	55	54	30	74	50	21	37		
Dismissed	12	16	0	0	27	43	53	50	22	8	26		
Waiver	23	55	6	12	10	20	20	21	49	8	13		
Settled	0	2	0	2	11	5	60	4	7	3	7		
Withdrawal	20	22	2	3	44	51	32	189	59	24	17		
Fugitive	0	0	0	1	9	1	68	3	5	0	0		
Other	1	0	0	2	4	21	1	16	11	0	0		
Total Dispositions	74	129	25	32	164	192	294	354	196	76	100		
Adjustments	0	0	0	0	-14	-17	0	-17	-14	0	0		
Civil Complaints Filed	380	243	41	43	207	153	134	272	224	104	81		
Dispositions By:													
Trial	18	40	12	11	57	50	24	91	75	56	39		
Settled	75	104	15	18	28	35	46	6	54	27	17		
Default	141	77	8	9	90	35	40	144	59	36	31		
Dismissed Without Prejudice	28	0	3	1	4	18	3	20	15	3	2		
Withdrawal	15	3	0	2	0	0	13	4	4	1	1		
No Service	1	2	0	0	0	0	7	21	10	0	0		
Other	1	0	0	0	0	2	0	0	0	0	1		
Total Dispositions	279	226	38	41	179	140	133	286	217	124	91		
Adjustments	0	0	0	0	0	-1	0	0	-2	0	0		

Note: Footnotes at the end of Tables.

NON-TRAFFIC CITATIONS BY MAGISTERIAL DISTRICTS

2-04	2-06	2-08	2-09	2-10	3-01	3-02	3-03	3-05	3-07	3-08	3-09	3-10	3-11			
14591	13441	11749	21031	28403	20827	15580	18272	13664	18897	19930	17962	13052	16725			
365	2867	332	866	2132	2310	2082	1813	2110	1563	1936	2496	933	1465			
13	91	22	111	42	115	131	85	103	49	81	78	28	31			
296	2433	237	419	1256	2030	1927	1625	1895	1423	1810	2065	814	1125			
42	86	20	41	46	52	42	53	45	29	37	57	39	41			
17	42	3	42	219	64	40	185	39	34	33	76	125	164			
0	17	0	1	13	0	0	0	1	0	1	2	0	0			
0	292	26	0	45	3	51	16	31	1	52	72	0	0			
26	11	0	0	49	33	1	18	2	25	5	0	7	0			
394	2972	308	614	1670	2296	2192	1982	2116	1561	2020	2370	1012	1361			
-2	-11	0	-1	-2	-8	-8	0	0	-7	-2	0	0	0			
76	356	344	318	481	202	253	154	247	63	87	464	169	391			
6	3	22	5	10	14	35	8	15	0	4	15	11	38			
40	258	207	138	256	147	104	133	209	36	80	304	83	141			
5	14	8	8	20	8	27	11	9	2	0	34	2	16			
0	1	1	0	0	0	0	4	3	0	0	1	4	3			
7	21	6	16	24	10	26	18	11	3	4	43	18	16			
0	3	1	0	0	0	0	0	0	0	0	0	0	0			
0	4	58	0	37	2	2	16	1	0	0	13	0	0			
45	14	0	1	86	14	1	10	1	6	5	9	5	365			
103	318	303	168	433	195	195	200	249	47	93	419	113	579			
0	-1	0	-1	0	0	-2	0	0	0	-1	0	-11	0			
142	252	86	48	806	353	145	101	47	225	103	94	170	441			
3	5	18	1	8	11	16	12	2	5	12	10	4	31			
61	124	60	11	262	206	58	35	23	118	44	49	113	125			
1	8	0	3	28	5	5	19	10	2	2	12	6	16			
2	0	9	0	54	6	0	9	5	3	8	4	6	48			
23	3	5	2	26	8	9	5	12	59	19	6	18	76			
0	7	0	0	0	1	0	0	0	0	0	0	0	0			
0	13	24	0	31	41	11	7	3	26	1	1	0	1			
6	8	0	0	27	13	0	1	0	6	4	0	2	82			
96	168	116	17	436	291	99	88	55	219	90	82	149	379			
-2	0	0	0	-3	0	0	0	0	0	0	0	0	0			
130	194	77	198	462	182	146	137	67	129	114	98	108	217			
0	0	0	2	7	3	0	3	0	2	7	0	0	2			
37	27	15	19	137	83	52	41	19	37	41	29	27	51			
13	24	7	35	98	35	45	34	27	16	10	26	18	57			
3	49	8	14	27	37	15	8	9	15	20	7	12	14			
1	3	20	0	28	19	5	5	2	7	7	9	5	55			
48	45	9	31	37	36	1	39	10	43	19	24	47	42			
12	1	2	3	2	8	0	3	0	0	2	0	0	1			
8	0	0	0	34	18	7	5	1	3	0	0	19	9			
121	147	61	103	342	243	120	133	68	122	106	98	123	176			
-8	-13	0	-40	-3	0	-13	-5	-1	-1	0	0	-21	0			
134	17	119	136	993	212	136	128	59	105	105	134	178	253			
52	23	28	46	158	71	58	42	12	40	35	45	7	166			
7	30	8	19	147	33	25	22	21	18	22	17	145	67			
60	54	64	32	546	79	71	56	23	40	22	47	58	68			
3	16	1	1	61	12	2	1	0	4	4	10	4	17			
0	1	3	0	17	8	2	2	1	6	2	7	7	7			
1	3	3	1	54	9	4	3	2	4	0	0	5	22			
1	0	0	1	269	0	1	0	0	5	0	0	2	0			
124	127	107	100	1252	212	163	126	59	117	92	126	228	347			
0	0	0	0	0	0	-2	0	0	0	0	0	0	0			

TRAFFIC CITATIONS, CRIMINAL AND CIVIL COMPLAINTS

	YORK												
	1-01	1-02	1-03	2-01	2-02	2-03	3-01	3-02	3-03	3-04	3-05	3-06	
1977 POPULATION	28931	25573	23777	27050	29495	17571	18303	7505	7302	12199	7114	7371	
Traffic Citations Filed	5970	4865	1795	4024	2305	2210	937	293	229	2378	363	275	
Dispositions By:													
Guilty--Trial	235	40	231	125	43	45	30	14	7	84	11	4	
Guilty Plea	5650	5261	1122	3700	2076	2064	845	247	192	2027	335	260	
Not Guilty	203	87	9	41	27	19	27	2	10	26	5	2	
Withdrawal	155	221	25	56	135	67	2	7	10	179	3	3	
Substantive Defect	203	373	0	1	9	0	2	0	1	2	2	0	
Unable to Locate	24	2	0	0	0	0	19	4	0	3	2	0	
Other	0	671	0	43	0	4	5	0	0	0	0	1	
Total Dispositions	6470	6655	1387	3966	2289	2199	931	274	220	2321	358	270	
Adjustments	0	0	0	-1	0	0	-3	0	0	0	0	-1	
Non-Traffic Citations Filed	1173	799	877	650	645	411	295	77	106	276	159	86	
Dispositions By:													
Guilty--Trial	13	13	166	28	14	22	8	7	3	14	16	9	
Guilty Plea	940	483	433	581	551	315	273	59	93	197	123	63	
Not Guilty	43	7	7	16	11	10	4	3	0	8	5	2	
Settled	8	28	6	1	0	0	0	0	0	39	3	0	
Withdrawal	21	1	28	14	28	9	0	3	2	18	1	1	
Substantive Defect	1	33	0	0	3	0	0	0	0	0	0	0	
Unable to Locate	21	0	0	0	0	0	0	0	0	0	1	0	
Other	0	5	0	8	0	1	9	0	0	0	0	0	
Total Dispositions	1047	570	640	649	607	357	295	72	98	276	149	74	
Adjustments	0	0	0	-1	0	0	-2	-2	0	0	0	-6	
Summary Complaints Filed	628	339	690	183	367	248	116	16	9	54	97	144	
Dispositions By:													
Guilty--Trial	28	9	87	12	19	12	13	6	0	9	2	7	
Guilty Plea	432	229	177	129	284	238	71	4	2	19	55	82	
Not Guilty	57	12	6	12	17	5	3	3	2	1	0	0	
Settled	37	20	27	12	0	3	7	0	0	22	0	1	
Withdrawal	13	28	79	3	18	26	6	1	0	0	14	12	
Substantive Defect	0	4	0	0	0	0	1	0	0	0	0	0	
Unable to Locate	21	1	9	0	0	5	2	1	0	0	0	2	
Other	0	10	0	51	0	1	0	0	1	0	2	0	
Total Dispositions	590	313	384	219	338	280	103	15	5	51	73	104	
Adjustments	0	0	-1	0	0	-4	0	1	0	0	0	0	
Misde/Felony Complaints Filed	518	393	137	251	276	132	100	39	32	88	10	67	
Dispositions By:													
Guilty Plea Misdemeanor 3	43	9	24	0	8	0	0	5	0	0	0	0	
Bound Over	235	93	95	77	98	49	36	20	11	45	8	10	
Dismissed	27	40	23	13	24	5	11	3	6	4	1	7	
Waiver	100	125	24	91	118	60	35	17	4	13	1	11	
Settled	23	9	8	17	2	2	4	0	0	10	0	2	
Withdrawal	9	28	21	17	22	20	10	3	2	7	1	2	
Fugitive	6	5	14	0	0	3	17	15	2	0	0	1	
Other	0	38	1	4	0	0	3	0	0	0	0	1	
Total Dispositions	443	347	210	220	272	136	116	63	25	79	11	34	
Adjustments	-1	0	0	-1	0	-7	0	-3	0	0	-1	0	
Civil Complaints Filed	620	714	510	331	454	241	271	162	52	218	35	60	
Dispositions By:													
Trial	41	15	6	64	76	22	2	28	12	35	5	2	
Settled	64	198	218	42	74	67	140	33	13	93	18	32	
Default	449	0	71	171	255	128	88	83	21	99	4	11	
Dismissed Without Prejudice	6	0	46	7	10	1	13	4	6	0	0	0	
Withdrawal	12	1	0	9	3	7	2	0	0	11	0	4	
No Service	1	0	22	0	7	15	0	14	2	15	2	5	
Other	0	0	0	0	0	0	0	0	0	0	2	0	
Total Dispositions	573	214	363	294	425	240	245	155	54	253	31	55	
Adjustments	0	0	0	-1	0	0	3	0	0	0	0	-1	

NON-TRAFFIC CITATIONS BY MAGISTERIAL DISTRICTS

3-07	3-08	3-09	3-10																	
17908	14948	20682	11043																	
1445	1400	2701	858																	
43	17	77	29																	
1309	1272	2368	779																	
29	33	12	13																	
33	33	110	34																	
1	0	23	1																	
6	0	107	0																	
1	0	4	0																	
1424	1355	2701	856																	
-11	0	-13	0																	
212	290	322	194																	
10	10	21	10																	
167	245	232	169																	
4	4	7	11																	
0	1	2	0																	
4	8	40	10																	
0	0	3	3																	
1	0	5	0																	
0	0	2	0																	
186	268	312	203																	
-9	0	-3	-1																	
273	328	58	215																	
23	25	11	21																	
149	244	28	154																	
7	8	12	9																	
1	1	5	7																	
18	7	12	23																	
1	0	0	1																	
16	0	14	5																	
0	0	0	7																	
213	285	82	227																	
-6	0	-2	-1																	
156	129	176	88																	
0	7	1	0																	
50	57	71	28																	
15	25	12	12																	
43	22	40	23																	
1	1	18	5																	
20	14	29	15																	
7	1	24	4																	
10	0	15	1																	
146	127	210	88																	
-13	0	-9	-1																	
158	175	263	252																	
35	0	69	11																	
39	35	53	129																	
62	0	106	73																	
8	2	9	17																	
4	0	15	8																	
4	1	16	28																	
0	0	0	0																	
152	38	268	266																	
-1	0	-5	0																	

FOOTNOTES TO PRECEDING CHARTS

BERKS COUNTY

(a) Reading District Court is composed of Magisterial Districts 1-01, 1-02, 1-03, 1-04 and 1-05. It centrally hears certain traffic and non-traffic cases for the City of Reading. The district number of 23-0-00 was assigned by the statistical unit for administrative purposes.

DELAWARE COUNTY

(a) Delaware County Central Magistrates Court includes districts 1-01, 1-02, 1-03 and 1-08. The district number of 32-0-00 was assigned by the statistical unit for administrative purposes.

ERIE COUNTY

(a) Traffic citations for districts 1-01 through 2-01 are handled by a central traffic court. The district number of 6-0-00 was assigned by the statistical unit for administrative purposes.

MONTGOMERY COUNTY

(a) Magisterial district 1-14 does not include a report for March, 1977.

PART VII
Judicial Directory



SUPREME COURT OF PENNSYLVANIA

Michael J. Eagen, Chief Justice
Scranton

Henry X. O'Brien
Pittsburgh

Samuel J. Roberts
Erie

Thomas W. Pomeroy, Jr.
Pittsburgh

Robert N.C. Nix, Jr.
Philadelphia

Louis L. Manderino
Monessen

Rolf Larsen
Pittsburgh

COURT ADMINISTRATOR OF PENNSYLVANIA

Alexander F. Barbieri
Philadelphia

PROTHONOTARY

Sally Mrvos
Philadelphia

SUPERIOR COURT OF PENNSYLVANIA

Robert Lee Jacobs, President Judge
Carlisle

J. Sydney Hoffman
Philadelphia

William F. Cercone
Pittsburgh

Gwilym A. Price, Jr.
Pittsburgh

Robert Van der Voort
Pittsburgh

Edmund B. Spaeth, Jr.
Philadelphia

John P. Hester
Pittsburgh

PROTHONOTARY

Charles A. Hoenstine
Philadelphia

COMMONWEALTH COURT OF PENNSYLVANIA

James S. Bowman, President Judge
Harrisburg

James C. Crumlish, Jr.
Philadelphia

Roy Wilkinson, Jr.
Bellefonte

Glenn E. Mencer
Smethport

Theodore O. Rogers
West Chester

Genevieve Blatt
Harrisburg

Richard DiSalle
Washington

PROTHONOTARY

G. Ronald Darlington
Harrisburg

CHIEF CLERK

Francis C. Barbush

**JUDGES OF COURTS OF COMMON PLEAS
AND**

PHILADELPHIA MUNICIPAL COURT

1st District—Philadelphia County
COURT OF COMMON PLEAS
Edward J. Bradley—President Judge

Trial Division

Charles P. Mirarchi, Jr.—Administrative Judge

Juanita Kidd Stout
Stanley M. Greenberg
James T. McDermott
Edward J. Bradley
Charles Wright
Theodore B. Smith, Jr.
James R. Cavanaugh
G. Fred DiBona
Ned L. Hirsh
John A. Geisz
Paul M. Chalfin
Thomas N. Shiomos
Matthew W. Bullock, Jr.
Jacob Kalish
Robert W. Williams, Jr.
Charles P. Mirarchi, Jr.
Levy Anderson
George J. Ivins
Joseph T. Murphy
Edwin S. Malmed
Robert A. Latrone
Lois G. Forer
Marvin R. Halbert
Curtis C. Carson, Jr.
Eugene Gelfand
Francis A. Biunno
Samuel Smith
Lisa A. Richette

David N. Savitt
Charles A. Lord
Norman A. Jenkins
Paul Ribner
Edward Rosenwald
Edward J. Blake
Angelo A. Guarino
Albert F. Sabo
Stanley L. Kubacki
Calvin T. Wilson
Armand Della Porta
Julian F. King
Harry A. Takiff
Joseph P. Braig
Bernard J. Goodheart
Lawrence Prattis
Richard B. Klein
Charles L. Durham
Bernard Snyder
Alfred J. DiBona, Jr.
Murray C. Goldman
I. Raymond Kremer
Thomas A. White
Berel Caesar
William M. Marutani
Michael E. Wallace
James D. McCrudden

Orphans' Court Division

Edmund S. Pawelec—Administrative Judge

Theodore S. Gutowicz
Joseph C. Bruno

Edmund S. Pawelec
Merna B. Marshall

Judith J. Jamison
Paul Silverstein

Family Court Division

Frank J. Montemuro, Jr.—Administrative Judge

James L. Stern
Frank J. Montemuro, Jr.
Jerome A. O'Neill
Gregory G. Lagakos
Samuel H. Rosenberg
Vito F. Canuso

William A. Dwyer, Jr.
Herbert R. Cain, Jr.
Nicholas A. Cipriani
Paul A. Tranchitella
Edward B. Rosenberg
Jerome A. Zaleski
Alex Bonavitacola

William J. Lederer
Harvey N. Schmidt
Paul A. Dandridge
Doris M. Harris
William Porter
Evelyn M. Trommer
Abraham J. Gafni

MUNICIPAL COURT

Joseph R. Glancey*—President Judge

Michael J. Conroy*
Charles J. Margiotti, Jr.*
J. Earl Simmons, Jr.*
Joseph Patrick McCabe, Jr.*
Lynwood F. Blount*
Edward G. Mekel*
Francis P. Cosgrove*
Samuel M. Lehrer*
Levan Gordon*
Lynne M. Abraham*

Kenneth S. Harris*
Meyer Charles Rose*
Alan K. Silberstein*
Alexander J. Macones*
Ricardo C. Jackson*
Michael J. Bednarek*
Arthur S. Kafrissen*
Louis G. Hill*
Nicholas M. D'Alessandro*
William D. Markert

*Judges Learned in the Law

2nd District-Lancaster County

Anthony R. Appel, P.J.
Wilson Bucher

Paul A. Mueller, Jr.
D. Richard Eckman

Orphans' Court Division

Anthony R. Appel

3rd District-Northampton County

Clinton Budd Palmer, P.J.
Alfred T. Williams, Jr.

Richard D. Grifo
Michael V. Franciosa

4th District-Tioga County

Robert M. Kemp, P.J.

5th District—Allegheny County

Michael J. O'Malley, President Judge

Civil Division

John P. Flaherty, Jr., Administrative Judge

Ralph H. Smith, Jr.
J. Warren Watson
Silvestri Silvestri
Robert A. Doyle
Marion K. Finkelhor
Eunice Ross

Nicholas P. Papadakos
Richard G. Zeleznik
Francis A. Barry
Raymond L. Scheib
I. Martin Wekselman
S. Louis Farino

Criminal Division

Robert E. Dauer—Administrative Judge

Joseph H. Ridge
Samuel Strauss
Henry R. Smith, Jr.
John W. O'Brien
Thomas A. Harper

James F. Clarke
Zoran Popovich
Nathan Schwartz
Bernard J. McGowan
James R. McGregor
George H. Ross

Orphans' Court Division
Paul R. Zavarella—Administrative Judge
J. Frank McKenna, Jr.

Family Division
John G. Brosky—Administrative Judge

Patrick R. Tamilia
Livingstone M. Johnson

Gerard M. Bigley

Emil E. Narick
R. Stanton Wettick, Jr.

6th District—Erie County

Edward H. Carney, P.J.
Lindley R. McClelland

Fred P. Anthony
William E. Pfadt

Orphans' Court Division
James B. Dwyer

7th District—Bucks County

Paul R. Beckert, P.J.
John Justus Bodley
Isaac S. Garb
Edmund V. Ludwig
Arthur B. Walsh, Jr.

William Hart Rufe, III
Harriet M. Mims
George T. Kelton
Oscar S. Bortner

8th District—Northumberland County

Peter Krehel, P.J.

Samuel C. Ranck

9th District—Cumberland County

Dale F. Shughart, P.J.

Harold E. Sheely

10th District—Westmoreland County

Earl S. Keim, P.J.
Richard E. McCormick
Robert H. Rial

Gilfert M. Mihalich
Charles H. Loughran
Joseph A. Hudock

Orphans' Court Division
Earl S. Keim

11th District—Luzerne County

Bernard C. Brominski, P.J.
Robert J. Hourigan
Peter Paul Olszewski

Bernard J. Podcasy
Arthur D. Dalessandro
Patrick J. Toole, Jr.

Orphans' Court Division
Richard L. Bigelow

12th District—Dauphin County

Lee F. Swope, P.J.
William W. Lipsitt
William W. Caldwell

Warren G. Morgan
John C. Dowling
Richard B. Wickersham

Orphans' Court Division

Lee F. Swope

13th District—Greene County

Glenn Toothman, P.J.

14th District—Fayette County

Richard D. Cicchetti, P.J.

Fred C. Adams

Conrad B. Capuzzi

Orphans' Court Division

William J. Franks

15th District—Chester County

Dominic T. Marrone, P.J.
Thomas A. Pitt, Jr.

John E. Stively, Jr.

John M. Wajert
Leonard Sugerman

Orphans' Court Division

Robert S. Gawthrop, III

16th District—Somerset County

Charles H. Coffroth, P.J.

Norman A. Shaulis

17th District—Union and Snyder Counties

A. Thomas Wilson, P.J.

18th District—Clarion County

Robert B. Filson, P.J.

19th District—York County

Robert I. Shadle, P.J.
James E. Buckingham

Albert G. Blakey, III

Joseph E. Erb
Emanuel A. Cassimatis

Orphans' Court Division

Robert I. Shadle

20th District—Huntingdon County

Morris M. Terrizzi, P.J.

21st District—Schuylkill County

Guy A. Bowe, Jr., P.J.
George W. Heffner

John E. Lavelle

Joseph F. McCloskey
Donald D. Dolbin

Orphans' Court Division

Guy A. Bowe, Jr.

22nd District—Wayne County
James Rutherford, P.J.

W. Richard Eshelman, P.J.
Frederick Edenharter

23rd District—Berks County
Grant E. Wesner

Forrest G. Schaeffer
Thomas J. Eshelman

24th District—Blair County
Robert B. Campbell, P.J.

25th District—Clinton County
Carson V. Brown, P.J.

26th District—Columbia and Montour Counties
Jay Walter Myers, P.J.

27th District—Washington County

Charles G. Sweet, P.J.
Thomas D. Gladden

John F. Bell
Thomas J. Terputac

Orphans' Court Division
Paul A. Simmons

28th District—Venango County
William E. Breene, P.J.

29th District—Lycoming County

Charles F. Greevy, P.J.

Thomas C. Raup

30th District—Crawford County

P. Richard Thomas, P.J.

F. Joseph Thomas

31st District—Lehigh County

Martin J. Coyne, P.J.
Donald E. Wieand

John E. Backenstoe

Maxwell E. Davison
David E. Mellenberg

Orphans' Court Division
Martin J. Coyne

32nd District—Delaware County

Francis J. Catania, P.J.
Joseph W. deFuria
Howard F. Reed, Jr.
Robert A. Wright

Domenic D. Jerome
Clement J. McGovern, Jr.
William R. Toal, Jr.
Robert F. Kelly

Rita E. Prescott
Joseph T. Labrum, Jr.
Melvin G. Levy
R. Barclay Surrick

Orphans' Court Division
Francis J. Catania

33rd District—Armstrong County
Roy A. House, Jr., P.J.

34th District—Susquehanna County
Donald O'Malley, P.J.

35th District—Mercer County
John Q. Stranahan, P.J. Albert E. Acker

36th District—Beaver County
John N. Sawyer, P.J. Robert C. Reed Joseph S. Walko

Orphans' Court Division
James E. Rowley

37th District—Warren and Forest Counties
Robert L. Wolfe, P.J.

38th District—Montgomery County
Richard S. Lowe, P.J. Robert W. Tredinnick Horace A. Davenport
Robert W. Honeyman Vincent A. Cirillo Lawrence A. Brown
William W. Vogel Joseph H. Stanziani Mason Avrigian
Louis D. Stefan Milton O. Moss

Orphans' Court Division
Alfred L. Taxis, Jr.

39th District—Franklin and Fulton Counties
George C. Eppinger, P.J. John W. Keller

40th District—Indiana County
Earl R. Handler, P.J. Robert C. Earley

41st District—Juniata and Perry Counties
Keith B. Quigley, P.J.

42nd District—Bradford County
Evan S. Williams, P.J.

43rd District—Monroe and Pike Counties
James R. Marsh, P.J. Harold A. Thomson, Jr.

44th District—Wyoming and Sullivan Counties
Roy A. Gardner, P.J.

45th District—Lackawanna County

Richard P. Conaboy, P.J.
Edwin M. Kosik

James J. Walsh
James M. Munley

Orphans' Court Division
Daniel L. Penetar

46th District—Clearfield County

John K. Reilly, Jr., P.J.

47th District—Cambria County

H. Clifton McWilliams, Jr., P.J.

Caram J. Abood

Joseph F. O'Kicki

Orphans' Court Division
Eugene A. Creany

48th District—McKean County

William F. Potter, P.J.

49th District—Centre County

Richard M. Sharp, P.J.

50th District—Butler County

George P. Kiester, P.J.

John C. Dillon

51st District—Adams County

Oscar F. Spicer, P.J.

52nd District—Lebanon County

G. Thomas Gates, P.J.

John A. Walter

53rd District—Lawrence County

John F. Henderson, P.J.

Howard W. Lyon

54th District—Jefferson County

Edwin L. Snyder, P.J.

55th District—Potter County

Harold B. Fink, P.J.

56th District—Carbon County

John P. Lavelle, P.J.

57th District—Bedford County

Ellis William Van Horn, Jr., P.J.

58th District—Mifflin County
R. Lee Ziegler, P.J.

59th District—Cameron and Elk Counties
Paul B. Greiner, P.J.

**JUDGES OF COURTS OF COMMON PLEAS
AND
PHILADELPHIA MUNICIPAL COURTS**

NAME	COUNTY	JUDICIAL DISTRICT
Abood, Caram J.	Cambria	47
Abraham, Lynne M.*	Philadelphia	1
Acker, Albert E.	Mercer	35
Adams, Fred C.	Fayette	14
Anderson, Levy	Philadelphia	1
Anthony, Fred P.	Erie	6
Appel, Anthony R.	Lancaster	2
Avrigian, Mason	Montgomery	38
Backenstoe, John E.	Lehigh	31
Barry, Francis A.	Allegheny	5
Beckert, Paul R.	Bucks	7
Bednarek, Michael J.*	Philadelphia	1
Bell, John F.	Washington	27
Bigelow, Richard L.	Luzerne	11
Bigley, Gerard M.	Allegheny	5
Biunno, Francis A.	Philadelphia	1
Blake, Edward J.	Philadelphia	1
Blakey, Albert G., III	York	19
Blount, Lynwood F.*	Philadelphia	1
Bodley, John Justus	Bucks	7
Bonavitacola, Alex	Philadelphia	1
Bortner, Oscar S.	Bucks	7
Bowe, Guy A., Jr.	Schuylkill	21
Bradley, Edward J.	Philadelphia	1
Braig, Joseph P.	Philadelphia	1
Breene, William E.	Venango	28
Brominski, Bernard C.	Luzerne	11
Brosky, John G.	Allegheny	5
Brown, Carson V.	Clinton	25
Brown, Lawrence A.	Montgomery	38
Bruno, Joseph C.	Philadelphia	1
Bucher, Wilson	Lancaster	2
Buckingham, James E.	York	19
Bullock, Matthew W., Jr.	Philadelphia	1
Caesar, Berel	Philadelphia	1
Cain, Herbert R., Jr.	Philadelphia	1
Caldwell, William W.	Dauphin	12
Campbell, Robert B.	Blair	24
Canuso, Vito F.	Philadelphia	1
Capuzzi, Conrad B.	Fayette	14
Carney, Edward H.	Erie	6
Carson, Curtis C., Jr.	Philadelphia	1
Cassimatis, Emanuel A.	York	19
Catania, Francis J.	Delaware	32
Cavanaugh, James R.	Philadelphia	1
Chalfin, Paul M.	Philadelphia	1
Cicchetti, Richard D.	Fayette	14

* Philadelphia Municipal Court

NAME	COUNTY	JUDICIAL DISTRICT
Cipriani, Nicholas A.	Philadelphia	1
Cirillo, Vincent A.	Montgomery	38
Clarke, James F.	Allegheny	5
Coffroth, Charles H.	Somerset	16
Conaboy, Richard P.	Lackawanna	45
Conroy, Michael J.*	Philadelphia	1
Cosgrove, Francis P.*	Philadelphia	1
Coyne, Martin J.	Lehigh	31
Creany, Eugene A.	Cambria	47
Dalessandro, Arthur D.	Luzerne	11
D'Alessandro, Nicholas M.*	Philadelphia	1
Dandridge, Paul A.	Philadelphia	1
Dauer, Robert E.	Allegheny	5
Davenport, Horace A.	Montgomery	38
Davison, Maxwell E.	Lehigh	31
Defuria, Joseph W.	Delaware	32
Della Porta, Armand	Philadelphia	1
Dibona, Alfred J., Jr.	Philadelphia	1
Dibona, G. Fred	Philadelphia	1
Dillon, John C.	Butler	50
Dolbin, Donald D.	Schuylkill	21
Dowling, John C.	Dauphin	12
Doyle, Robert A.	Allegheny	5
Durham, Charles L.	Philadelphia	1
Dwyer, James B.	Erie	6
Dwyer, William A., Jr.	Philadelphia	1
Earley, Robert C.	Indiana	40
Eckman, D. Richard	Lancaster	2
Edenharter, Frederick	Berks	23
Eppinger, George C.	Franklin-Fulton	39
Erb, Joseph E.	York	19
Eshelman, Thomas J.	Berks	23
Eshelman, W. Richard	Berks	23
Farino, S. Louis	Allegheny	5
Filson, Robert B.	Clarion	18
Fink, Harold B.	Potter	55
Finkelhor, Marion K.	Allegheny	5
Flaherty, John P., Jr.	Allegheny	5
Forer, Lois G.	Philadelphia	1
Franciosa, Michael V.	Northampton	3
Franks, William J.	Fayette	14
Gafni, Abraham J.	Philadelphia	1
Garb, Isaac S.	Bucks	7
Gardner, Roy A.	Wyoming-Sullivan	44
Gates, G. Thomas	Lebanon	52
Gawthrop, Robert S., III	Chester	15
Geisz, John A.	Philadelphia	1
Gelfand, Eugene	Philadelphia	1

*Philadelphia Municipal Court

NAME	COUNTY	JUDICIAL DISTRICT
Gladden, Thomas D.	Washington	27
Glancey, Joseph R.*	Philadelphia	1
Goldman, Murray C.	Philadelphia	1
Goodheart, Bernard J.	Philadelphia	1
Gordon, Levan*	Philadelphia	1
Greenberg, Stanley M.	Philadelphia	1
Greevy, Charles F.	Lycoming	29
Greiner, Paul B.	Cameron-Elk	59
Grifo, Richard D.	Northampton	3
Guarino, Angelo A.	Philadelphia	1
Gutowicz, Theodore S.	Philadelphia	1
Halbert, Marvin R.	Philadelphia	1
Handler, Earl R.	Indiana	40
Harper, Thomas A.	Allegheny	5
Harris, Doris M.	Philadelphia	1
Harris, Kenneth S.*	Philadelphia	1
Heffner, George W.	Schuylkill	21
Henderson, John F.	Lawrence	53
Hill, Louis G.*	Philadelphia	1
Hirsh, Ned L.	Philadelphia	1
Honeyman, Robert W.	Montgomery	38
Hourigan, Robert J.	Luzerne	11
House, Roy A., Jr.	Armstrong	33
Hudock, Joseph A.	Westmoreland	10
Ivins, George J.	Philadelphia	1
Jackson, Ricardo C.*	Philadelphia	1
Jamison, Judith J.	Philadelphia	1
Jenkins, Norman A.	Philadelphia	1
Jerome, Domenic D.	Delaware	32
Johnson, Livingstone M.	Allegheny	5
Kafrissen, Arthur S.*	Philadelphia	1
Kalish, Jacob	Philadelphia	1
Keim, Earl S.	Westmoreland	10
Keller, John W.	Franklin-Fulton	39
Kelly, Robert F.	Delaware	32
Kelton, George T.	Bucks	7
Kemp, Robert M.	Tioga	4
Kiester, George P.	Butler	50
King, Julian F.	Philadelphia	1
Klein, Richard B.	Philadelphia	1
Kosik, Edwin M.	Lackawanna	45
Krehel, Peter	Northumberland	8
Kremer, I. Raymond	Philadelphia	1
Kubacki, Stanley L.	Philadelphia	1
Labrum, Joseph T., Jr.	Delaware	32
Lagakos, Gregory G.	Philadelphia	1
Latrone, Robert A.	Philadelphia	1

* Philadelphia Municipal Court

NAME	COUNTY	JUDICIAL DISTRICT
Lavelle, John E.	Schuylkill	21
Lavelle, John P.	Carbon	56
Lederer, William J.	Philadelphia	1
Lehrer, Samuel M.*	Philadelphia	1
Levy, Melvin G.	Delaware	32
Lipsitt, William W.	Dauphin	12
Lord, Charles A.	Philadelphia	1
Loughran, Charles H.	Westmoreland	10
Lowe, Richard S.	Montgomery	38
Ludwig, Edmund V.	Bucks	7
Lyon, Howard W.	Lawrence	53
Macones, Alexander J.*	Philadelphia	1
Malmed, Edwin S.	Philadelphia	1
Margiotti, Charles J., Jr.*	Philadelphia	1
Markert, William D.*+	Philadelphia	1
Marrone, Dominic T.	Chester	15
Marsh, James R.	Monroe-Pike	43
Marshall, Merna B.	Philadelphia	1
Marutani, William M.	Philadelphia	1
McCabe, Joseph Patrick, Jr.*	Philadelphia	1
McClelland, Lindley R.	Erie	6
McCloskey, Joseph F.	Schuylkill	21
McCormick, Richard E.	Westmoreland	10
McCrudden, James D.	Philadelphia	1
McDermott, James T.	Philadelphia	1
McGovern, Clement J., Jr.	Delaware	32
McGowan, Bernard J.	Allegheny	5
McGregor, James R.	Allegheny	5
McWilliams, H. Clifton, Jr.	Cambria	47
Mekel, Edward G.*	Philadelphia	1
Mellenberg, David E.	Lehigh	31
Mihalich, Gilfert M.	Westmoreland	10
Mims, Harriet M.	Bucks	7
Mirarchi, Charles P., Jr.	Philadelphia	1
Montemuro, Frank J., Jr.	Philadelphia	1
Morgan, Warren G.	Dauphin	12
Moss, Milton O.	Montgomery	38
Mueller, Paul A., Jr.	Lancaster	2
Munley, James M.	Lackawanna	45
Murphy, Joseph T.	Philadelphia	1
Myers, Jay Walter	Columbia-Montour	26
Narick, Emil E.	Allegheny	5
O'Brien, John W.	Allegheny	5
O'Kicki, Joseph F.	Cambria	47
Olszewski, Peter Paul	Luzerne	11
O'Malley, Donald	Susquehanna	34
O'Malley, Michael J.	Allegheny	5
O'Neill, Jerome A.	Philadelphia	1

* Philadelphia Municipal Court

+ Non-Law Trained

NAME	COUNTY	JUDICIAL DISTRICT
Palmer, Clinton Budd	Northampton	3
Papadakos, Nicholas P.	Allegheny	5
Pawelec, Edmund S.	Philadelphia	1
Penetar, Daniel L.	Lackawanna	45
Pfadt, William E.	Erie	6
Pitt, Thomas A., Jr.	Chester	15
Podcasy, Bernard J.	Luzerne	11
Popovich, Zoran	Allegheny	5
Porter, William	Philadelphia	1
Potter, William F.	McKean	48
Prattis, Lawrence	Philadelphia	1
Prescott, Rita E.	Delaware	32
Quigley, Keith B.	Juniata-Perry	41
Ranck, Samuel C.	Northumberland	8
Raup, Thomas C.	Lycoming	29
Reed, Howard F., Jr.	Delaware	32
Reed, Robert C.	Beaver	36
Reilly, John K., Jr.	Clearfield	46
Rial, Robert H.	Westmoreland	10
Ribner, Paul	Philadelphia	1
Richette, Lisa A.	Philadelphia	1
Ridge, Joseph H.	Allegheny	5
Rose, Meyer Charles*	Philadelphia	1
Rosenberg, Edward B.	Philadelphia	1
Rosenberg, Samuel H.	Philadelphia	1
Rosenwald, Edward	Philadelphia	1
Ross, Eunice	Allegheny	5
Ross, George H.	Allegheny	5
Rowley, James E.	Beaver	36
Rufe, William Hart, III	Bucks	7
Rutherford, James	Wayne	22
Sabo, Albert F.	Philadelphia	1
Savitt, David N.	Philadelphia	1
Sawyer, John N.	Beaver	36
Schaeffer, Forrest G.	Berks	23
Scheib, Raymond L.	Allegheny	5
Schmidt, Harvey N.	Philadelphia	1
Schwartz, Nathan	Allegheny	5
Shadle, Robert I.	York	19
Sharp, Richard M.	Centre	49
Shaulis, Norman A.	Somerset	16
Sheely, Harold E.	Cumberland	9
Shiomos, Thomas N.	Philadelphia	1
Shughart, Dale F.	Cumberland	9
Silberstein, Alan K.*	Philadelphia	1
Silverstein, Paul	Philadelphia	1
Silvestri, Silvestri	Allegheny	5
Simmons, J. Earl, Jr.*	Philadelphia	1
Simmons, Paul A.	Washington	27

* Philadelphia Municipal Court

NAME	COUNTY	JUDICIAL DISTRICT
Smith, Henry R., Jr.	Allegheny	5
Smith, Ralph H., Jr.	Allegheny	5
Smith, Samuel	Philadelphia	1
Smith, Theodore B., Jr.	Philadelphia	1
Snyder, Bernard	Philadelphia	1
Snyder, Edwin L.	Jefferson	54
Spicer, Oscar F.	Adams	51
Stanziani, Joseph H.	Montgomery	38
Stefan, Louis D.	Montgomery	38
Stern, James L.	Philadelphia	1
Stively, John E., Jr.	Chester	15
Stout, Juanita Kidd	Philadelphia	1
Stranahan, John Q.	Mercer	35
Strauss, Samuel	Allegheny	5
Sugerman, Leonard	Chester	15
Surrick, R. Barclay	Delaware	32
Sweet, Charles G.	Washington	27
Swope, Lee F.	Dauphin	12
Takiff, Harry A.	Philadelphia	1
Tamilia, Patrick R.	Allegheny	5
Taxis, Alfred L., Jr.	Montgomery	38
Terputac, Thomas J.	Washington	27
Terrizzi, Morris M.	Huntingdon	20
Thomas, F. Joseph	Crawford	30
Thomas, P. Richard	Crawford	30
Thomson, Harold A., Jr.	Monroe-Pike	43
Toal, William R., Jr.	Delaware	32
Toole, Patrick J., Jr.	Luzerne	11
Toothman, Glenn	Greene	13
Tranchitella, Paul A.	Philadelphia	1
Tredinnick, Robert W.	Montgomery	38
Trommer, Evelyn M.	Philadelphia	1
Van Horn, Ellis W., Jr.	Bedford	57
Vogel, William W.	Montgomery	38
Wajert, John M.	Chester	15
Walko, Joseph S.	Beaver	36
Wallace, Michael E.	Philadelphia	1
Walsh, Arthur B., Jr.	Bucks	7
Walsh, James J.	Lackawanna	45
Walter, John A.	Lebanon	52
Watson, J. Warren	Allegheny	5
Wekselman, I. Martin	Allegheny	5
Wesner, Grant E.	Berks	23
Wettick, R. Stanton, Jr.	Allegheny	5
White, Thomas A.	Philadelphia	1
Wickersham, Richard B.	Dauphin	12
Wieand, Donald E.	Lehigh	31
Williams, Alfred T., Jr.	Northampton	3
Williams, Evan S.	Bradford	42
Williams, Robert W., Jr.	Philadelphia	1
Wilson, A. Thomas	Union-Snyder	17

NAME	COUNTY	JUDICIAL DISTRICT
Wilson, Calvin T.	Philadelphia	1
Wolfe, Robert L.	Warren-Forest	37
Wright, Charles	Philadelphia	1
Wright, Robert A.	Delaware	32
Zaleski, Jerome A.	Philadelphia	1
Zavarella, Paul R.	Allegheny	5
Zeleznik, Richard G.	Allegheny	5
Ziegler, R. Lee	Mifflin	58

RETIRED JUDGES*

	5th District-Allegheny County	
Hugh C. Boyle		Pittsburgh
Loran L. Lewis		Pittsburgh
Harry M. Montgomery**		Pittsburgh
William S. Rahausser		Pittsburgh
Henry Ellenbogen		Pittsburgh
Maurice Louik		Pittsburgh
J. Frank McKenna, Jr.		Pittsburgh
Frederick G. Weir		Pittsburgh
	33rd District-Armstrong County	
J. Frank Graff		Kittanning
	36th District-Beaver County	
Frank E. Reed		Beaver
J. Quint Salmon		Beaver
	57th District-Bedford County	
Richard C. Snyder		Bedford
	23rd District-Berks County	
Warren K. Hess		Wyomissing
James W. Bertolet		Wyomissing
	7th District-Bucks County	
Edwin H. Satterthwaite		Doylestown
Lawrence A. Monroe		Doylestown
	47th District-Cambria County	
George W. Griffith		Ebensburg
	56th District-Carbon County	
Albert H. Heimbach		Jim Thorpe
	49th District-Centre County	
R. Paul Campbell		Bellefonte
	46th District-Clearfield County	
John A. Cherry		Clearfield
	25th District-Clinton County	
Abraham H. Lipez		Lock Haven
	12th District-Dauphin County	
Homer L. Kreider		Harrisburg

	32nd District-Delaware County	
John V. Diggins		Media
Louis A. Bloom		Media
	14th District-Fayette County	
James A. Reilly		Uniontown
	54th District-Jefferson County	
Robert M. Morris		Brookville
	45th District-Lackawanna County	
Otto P. Robinson		Scranton
	2nd District-Lancaster County	
W. Hensel Brown		Lancaster
	31st District-Lehigh County	
Kenneth H. Koch		Allentown
Henry V. Scheirer		Allentown
	58th District-Mifflin County	
Paul S. Lehman		Lewistown
	43rd District-Monroe/Pike Counties	
Fred W. Davis		Stroudsburg
Arlington W. Williams		Stroudsburg
	38th District-Montgomery County	
Frederick B. Smillie		Norristown
	3rd District-Northampton County	
Carleton T. Woodring		Easton
	1st District-Philadelphia County	
Victor J. DiNubile		Philadelphia
Charles Klein		Philadelphia
John J. McDevitt, III		Philadelphia
Benjamin W. Schwartz		Philadelphia
Kendall H. Shoyer		Philadelphia
Maurice W. Sporkin		Philadelphia
Ethan Allen Doty		Philadelphia
John R. Meade		Philadelphia
Maxwell L. Ominsky		Philadelphia
	55th District-Potter County	
Walter P. Wells		Coudersport

21st District-Schuylkill County

James J. Curran
G. Harold Watkins**

Pottsville
Frackville

4th District-Tioga County

Charles G. Webb

Wellsboro

10th District-Westmoreland County

L. Alexander Sculco
David H. Weiss

Greensburg
Greensburg

44th District-Wyoming/Sullivan Counties

Robert W. Trembath

Tunkhannock

19th District-York County

Richard E. Kohler

York

* By former judicial districts in numerical order.

** Superior Court.

DISTRICT JUSTICES

Name and County	Magisterial District #	Office Location
ADAMS COUNTY		
Donald G. Weaver	51-3-01	Gettysburg, Pa.
Thomas C. Klunk	51-3-02	McSherrystown, Pa.
John C. Zepp	51-3-03	East Berlin, Pa.
Harold R. Deardorff	51-3-04	Fairfield, Pa.
Eugene S. Long	51-3-06	Gettysburg, Pa.
ALLEGHENY COUNTY		
Donald H. Presutti	05-2-01	Bellevue, Pa.
	05-2-02	Pittsburgh, Pa.
James H. Bowen	05-2-03	Pittsburgh, Pa.
Albert C. Pantone	05-2-04	Blawnox, Pa.
Anthony F. Clark	05-2-05	Natrona, Pa.
Robert E. McCarthy	05-2-06	Pittsburgh, Pa.
John H. Salton	05-2-07	Monroeville, Pa.
Maurice Mysels	05-2-08	Pittsburgh, Pa.
Martin McTiernan	05-2-09	Braddock, Pa.
Eugene L. Raible	05-2-10	Pittsburgh, Pa.
George Bobich	05-2-11	N. Versailles, Pa.
	05-2-13	McKeesport, Pa.
Albert V. Belan	05-2-14	West Mifflin, Pa.
Richard J. Terrick	05-2-15	Homestead, Pa.
Olive S. Stocker	05-2-16	Pittsburgh, Pa.
Jules C. Melograne	05-2-17	Pittsburgh, Pa.
Edward T. Snee	05-2-18	Pittsburgh, Pa.
William J. Ivill, III	05-2-19	Pittsburgh, Pa.
John J. Kumer	05-2-20	Bethel Park, Pa.
William E. Downey	05-2-21	Bridgeville, Pa.
	05-2-22	Pittsburgh, Pa.
Robert E. Forsythe	05-2-23	Crafton (Pittsburgh), Pa.
John Mussman	05-2-24	McKees Rocks, Pa.
Matthew Butteri, Jr.	05-2-25	Coraopolis, Pa.
Nicholas A. Diulus	05-2-27	Pittsburgh, Pa.
Jacob H. Williams	05-2-28	Pittsburgh, Pa.
Douglas Reed	05-2-29	Pittsburgh, Pa.
Eileen H. Ambrose	05-2-30	Pittsburgh, Pa.
Adam L. Schillinger	05-2-31	Pittsburgh, Pa.
Domenic Fransca	05-2-33	Pittsburgh, Pa.
Walter Wilson	05-2-34	Pittsburgh, Pa.
Robert E. Tucker	05-2-35	Pittsburgh, Pa.
James J. Hanley	05-2-36	Pittsburgh, Pa.
	05-2-37	Pittsburgh, Pa.
	05-2-38	Pittsburgh, Pa.
Regis C. Nairn	05-2-39	Pittsburgh, Pa.
Donald E. Sparrow	05-2-40	Pittsburgh, Pa.
Bernard J. Regan	05-2-42	Pittsburgh, Pa.
Richard P. Herman	05-2-43	Pittsburgh, Pa.
	05-2-44	Pittsburgh, Pa.
James McCann	05-2-45	Pittsburgh, Pa.

Name and County ALLEGHENY COUNTY (cont.)	Magisterial District #	Office Location
Regis C. Welsh, Jr.	05-2-46	Gibsonia, Pa.
Raymond C. Thomas	05-3-01	Pittsburgh, Pa.
James E. Russo	05-3-02	Leetsdale, Pa.
Arthur Sabulsky	05-3-03	Pittsburgh, Pa.
Angelo Toscolani	05-3-04	Russelton, Pa.
A. Paul Conn	05-3-05	McKeesport, Pa.
Andrew Kurta	05-3-07	Glassport, Pa.
Paul Komaromy, Jr.	05-3-08	McKeesport, Pa.
Sarge Fiore	05-3-09	Clairton, Pa.
Andrew S. Skundrich	05-4-01	Millvale (Pittsburgh), Pa.
William E. Garove	05-4-04	Oakmont, Pa.
Lee J. Mazur	05-4-05	Pittsburgh, Pa.
William Ruano	05-4-06	Pittsburgh, Pa.
Lee Peglow	05-4-07	Oakdale, Pa.
ARMSTRONG COUNTY		
Eugene W. Shaeffer	33-3-01	Ford City, Pa.
Robert J. Easley	33-3-02	Kittanning, Pa.
Louis E. Milks, Jr.	33-3-03	Leechburg, Pa.
Lisle E. James	33-3-04	Rural Valley, Pa.
BEAVER COUNTY		
Hugo R. Iorfidio	36-1-01	Baden, Pa.
Milton H. Richael	36-1-02	Beaver Falls, Pa.
John J. Ayoob	36-1-03	Aliquippa, Pa.
Lewis E. Kirchner	36-2-01	Conway, Pa.
George L. Shaffer	36-2-02	Beaver, Pa.
Arthur L. Schlemmer	36-3-01	New Brighton, Pa.
Ross M. Keefer, Jr.	36-3-02	Beaver Falls, Pa.
Joseph J. Liberati	36-3-03	Monaca, Pa.
Stephen D. Mihalic	36-3-04	Aliquippa, Pa.
BEDFORD COUNTY		
J. Robert Shaffer	57-3-01	Schellsburg, Pa.
Kenneth G. Jewell	57-3-02	Bedford, Pa.
Charles O. Guyer	57-3-03	Hopewell, Pa.
Marion L. Morgret	57-3-04	Breezewood, Pa.
BERKS COUNTY		
Patsy F. Spadafora	23-1-01	Reading, Pa.
Albert J. Gaspari	23-1-02	Reading, Pa.
Ralph B. Breneiser	23-1-03	Reading, Pa.
Barbara A. Clark	23-1-04	Reading, Pa.
George F. Graeff	23-1-05	Reading, Pa.
Doris M. Dorminy	23-1-06	Hyde Park (Reading), Pa.
Henry E. Shultz	23-2-01	Spring Twsp. (Reading), Pa.
John A. Bender	23-2-02	West Reading, Pa.
Paul W. Hafer	23-2-03	Mount Penn (Reading), Pa.
Charlotte F. Reber	23-2-04	Shillington, Pa.
George L. Wenger	23-3-01	Birdsboro, Pa.
Arthur W. Herb	23-3-02	Boyertown, Pa.

Name and County	Magisterial District #	Office Location
BERKS COUNTY (cont.)		
Wallace W. Wagonseller	23-3-03	Oley, Pa.
Mabel E. Blank	23-3-04	Fleetwood, Pa.
Douglas N. Heydt	23-3-05	Leesport, Pa.
Stephen G. Wanner	23-3-06	Hamburg, Pa.
Laura A. Keener	23-3-07	Strausstown, Pa.
A. Brevard Lord	23-3-08	Robesonia, Pa.
BLAIR COUNTY		
Domenic A. Caminiti	24-1-01	Altoona, Pa.
William B. Lower	24-1-02	Altoona, Pa.
Thomas P. Kilcoyne	24-1-03	Altoona, Pa.
William G. Camberg	24-1-04	Altoona, Pa.
James W. Morrissey	24-3-01	Tyrone, Pa.
Patrick T. Jones	24-3-02	Altoona, Pa.
Frederick L. Klepser	24-3-03	Hollidaysburg, Pa.
Denver K. Ake	24-3-04	Roaring Spring, Pa.
BRADFORD COUNTY		
Jack Huffman, Jr.	42-3-01	Troy, Pa.
Albert J. Frank	42-3-02	Sayre, Pa.
James M. Cox	42-3-03	Towanda, Pa.
Bernard F. Bride	42-3-04	Wysox Twsp. (Towanda), Pa.
BUCKS COUNTY		
Chris G. Ritter	07-1-01	Cornwells Hgts., Pa.
Mic' ael Manto	07-1-02	Bristol, Pa.
Frank J. Lepre	07-1-03	Levittown, Pa.
Ann V. Huhn	07-1-04	Levittown, Pa.
Joseph F. Basile	07-1-05	Tullytown, Pa.
Dorothy A. Pollock	07-1-06	Feasterville, Pa.
Richard L. Garber	07-1-07	Penndel, Pa.
Dominick C. Spadaccino	07-1-08	Levittown, Pa.
James M. Kelly	07-1-09	Warminster, Pa.
Gino J. Mattozzi	07-1-10	Levittown, Pa.
Anne E. Orazi	07-1-11	Morrisville, Pa.
John Leedom	07-2-01	Newtown, Pa.
Oliver A. Groman	07-2-02	Doylestown, Pa.
J. Robert Hunsicker	07-2-03	Perkasie, Pa.
Clyde C. Leaver, Jr.	07-3-01	Doylestown, Pa.
Kathryn L. Stump	07-3-02	Quakertown, Pa.
Elizabeth M. Leonard	07-3-03	Kintnersville, Pa.
BUTLER COUNTY		
William R. O'Donnell	50-1-01	Butler, Pa.
George A. Stevenson, Jr.	50-3-01	Slippery Rock, Pa.
Alberta M. Hindman	50-3-02	Chicora, Pa.
James H. Galbreath	50-3-03	Saxonburg, Pa.
John E. Banyay	50-3-04	Evans City, Pa.

Name and County	Magisterial District #	Office Location
CAMBRIA COUNTY		
Joseph P. Piurkowsky	47-1-01	Johnstown, Pa.
James E. Mayer	47-1-02	Johnstown, Pa.
Julia A. Rozum	47-1-03	Johnstown, Pa.
Max Pavlovich	47-2-01	Johnstown, Pa.
	47-3-01	Conemaugh, Pa.
Raymond M. Niebauer	47-3-02	Nicktown, Pa.
Joseph P. McCabe	47-3-03	Portage, Pa.
Kenneth Robine	47-3-04	Cresson, Pa.
Stephen F. Lobick	47-3-05	Hastings, Pa.
William J. Shay	47-3-06	Sidman, Pa.
Francis P. Brosius	47-3-07	Ebensburg, Pa.
Alice M. Krug	47-3-08	Ashville, Pa.
CAMERON COUNTY		
Alvin E. Brown	59-3-01	Emporium, Pa.
CARBON COUNTY		
Harry E. Heydt	56-3-01	Jim Thorpe, Pa.
Willard A. Steigerwalt	56-3-02	Palmerton, Pa.
Joseph M. Sverchek	56-3-03	Lansford, Pa.
Andrew Moisey	56-3-04	Beaver Meadows, Pa.
CENTRE COUNTY		
Clifford H. Yorks	49-2-01	State College, Pa.
Louise O. Green	49-3-02	Bellefonte, Pa.
Robert A. Shoff	49-3-03	Phillipsburg, Pa.
Palmer K. Bierly	49-3-04	Centre Hall, Pa.
CHESTER COUNTY		
John T. Jeffers	15-2-01	Phoenixville, Pa.
Armand A. Pomante	15-2-02	Paoli, Pa.
Earl M. Heald	15-2-03	West Chester, Pa.
John F. Catanese	15-2-04	Coatesville, Pa.
Robert G. Mull	15-3-01	Pottstown, Pa.
John R. Blackburn, Jr.	15-3-02	Malvern, Pa.
C. Burtis Cox	15-3-03	Downingtown, Pa.
Eugene J. Difilippo, Jr.	15-3-04	Kennett Square, Pa.
Donald C. Brown	15-3-05	Oxford, Pa.
Carl W. Henry	15-3-07	Parquesburg, Pa.
CLARION COUNTY		
Alta L. Hamilton	18-3-01	Clarion, Pa.
Norman E. Heasley	18-3-02	Leeper, Pa.
Virginia C. Briggs	18-3-03	Knox, Pa.
Paul Matson	18-3-04	New Bethlehem, Pa.
CLEARFIELD COUNTY		
Wesley J. Read	46-3-01	DuBois, Pa.
William M. Daisher	46-3-02	Clearfield, Pa.
Stephen Prunella	46-3-03	Winburne, Pa.
Alice L. Gregg	46-3-04	Coalport, Pa.
CLINTON COUNTY		
Carl R. Hamberger	25-3-01	Lock Haven, Pa.
Kermit A. Dietrich	25-3-02	Mill Hall, Pa.
Kevin R. Dwyer	25-3-03	Renovo, Pa.

Name and County	Magisterial District #	Office Location
COLUMBIA COUNTY		
R. Donald Holter	26-2-01	Bloomsburg, Pa.
Delbert L. Pennpacker	26-3-01	Millville, Pa.
Nickolas B. Piazza	26-3-02	Berwick, Pa.
William L. Breech	26-3-03	Catawissa, Pa.
CRAWFORD COUNTY		
John A. Kittrell	30-2-01	Meadville, Pa.
Carol Good	30-3-01	Linesville, Pa.
Harry E. Randall	30-3-02	Meadville, Pa.
Robert J. Leonhart	30-3-03	Cambridge Springs, Pa.
Maurice L. Dickson	30-3-04	Cochranton, Pa.
Charles T. Gillette	30-3-05	Centerville, Pa.
Ronald A. Cole, Sr.	30-3-06	Titusville, Pa.
CUMBERLAND COUNTY		
Joseph Zedlar	09-1-01	Camp Hill, Pa.
Edward J. Carl	09-1-02	Camp Hill, Pa.
Meade G. Lyons	09-2-01	Carlisle, Pa.
Violet Cassner	09-3-01	Shippensburg, Pa.
Esther M. Cohick	09-3-02	Newville, Pa.
Chester H. Brymesser	09-3-03	Mt. Holly Springs, Pa.
Ross A. McAlicher	09-3-04	Mechanicsburg, Pa.
Nicholas A. Povendo	09-3-05	Mechanicsburg, Pa.
DAUPHIN COUNTY		
Marlin E. Strohm	12-1-01	Harrisburg, Pa.
Paul H. Hardy	12-1-02	Harrisburg, Pa.
William E. Woods	12-1-03	Harrisburg, Pa.
Joseph S. Pinamonti, Jr.	12-1-04	Harrisburg, Pa.
Robert G. Shue	12-1-05	Harrisburg, Pa.
Mary E. Cross	12-2-01	Harrisburg, Pa.
William J. Gardner, Jr.	12-2-02	Steelton, Pa.
Truman B. Peters	12-2-03	Middletown, Pa.
Francis Reichenbach	12-3-01	Elizabethville, Pa.
Lawrence E. Alvord	12-3-02	Dauphin, Pa.
Samuel J. Magaro	12-3-03	Harrisburg, Pa.
William P. Rathfon	12-3-04	Hershey, Pa.
DELAWARE COUNTY		
Gerald A. Cox, Sr.	32-1-01	Chester, Pa.
Garland W. Anderson	32-1-02	Chester, Pa.
Joseph E. Palma	32-1-03	Chester, Pa.
William J. Ditteri, Jr.	32-1-04	Sharon Hill, Pa.
Thomas J. Lacey	32-1-05	Darby, Pa.
Robert W. Burton	32-1-06	Havertown, Pa.
Gerald C. Liberace	32-1-07	Havertown, Pa.
Robert H. Dewey	32-1-08	Lansdowne, Pa.
Carl J. Melone	32-1-09	Broomall, Pa.
Joseph V. Gessler	32-1-10	Media, Pa.
Nicholas Sellers	32-1-11	Wayne, Pa.
Charles S. Bottino	32-1-12	Folsom, Pa.
Harry P. Merlino	32-1-13	Crum Lynne, Pa.
Joseph M. Dougherty, II	32-1-14	Springfield, Pa.
Martin J. Kerns	32-1-15	Upper Darby, Pa.
Michael G. Cullen	32-1-16	Upper Darby, Pa.
Albert Berardocco	32-1-17	Upper Darby, Pa.
Vincent J. Cirilli	32-1-18	Chester, Pa.
George W. Paige	32-1-19	Linwood, Pa.

Name and County	Magisterial District #	Office Location
DELAWARE COUNTY (cont.)		
John L. Laskey, Jr.	32-2-01	Clifton Heights, Pa.
Henry J. Silva	32-2-02	Aston, Pa.
C. Walter McCray, Jr.	32-2-04	Brookhaven, Pa.
Leonard McDevitt	32-2-05	Glenolden, Pa.
Anthony M. Truscello	32-2-06	Essington, Pa.
John J. Neilson	32-2-07	Glenolden, Pa.
David T. Videon	32-2-10	Newtown Square, Pa.
Robert M. Shaffer	32-2-11	Ridley Park, Pa.
Kenneth N. Miller	32-2-12	Upland, Pa.
Dewey Larosa	32-2-13	Media, Pa.
Francis J. Murnaghan	32-2-14	Yeadon, Pa.
Paul Ewaka	32-2-15	Lima, Pa.
Leon J. Mascaro	32-3-01	Concordville, Pa.
Clarence B. Nesbitt, Jr.	32-4-01	Thornton, Pa.
ELK COUNTY		
Daniel T. Brahaney	59-3-02	Johnsonburg, Pa.
Elizabeth J. Friedl	59-3-03	St. Marys, Pa.
ERIE COUNTY		
Sophie C. Hogan	06-1-01	Erie, Pa.
	06-1-02	Erie, Pa.
John A. Vendetti	06-1-03	Erie, Pa.
L. Elliott Lefaiver, Sr.	06-1-04	Erie, Pa.
Larry R. Fabrizi	06-1-05	Erie, Pa.
Samuel U. Rossiter	06-2-01	Erie, Pa.
Charles R. Wise	06-2-02	Erie, Pa.
Joyce K. Dunn	06-2-03	Lawrence Park, Pa.
Patsy A. Nichols	06-2-04	Corry, Pa.
Peter P. Nakoski, Jr.	06-3-01	Erie, Pa.
Frank Abate, Jr.	06-3-02	North East, Pa.
Stephen C. Ostrowski	06-3-03	Erie, Pa.
Mary J. Fuller	06-3-04	Union City, Pa.
Anna O. McCall	06-3-05	Waterford, Pa.
Ronald E. Stuck	06-3-06	McKean, Pa.
Harry L. Joslin	06-3-07	Girard, Pa.
	06-3-08	East Springfield, Pa.
FAYETTE COUNTY		
Lawrence Blair	14-1-01	Uniontown, Pa.
Charles F. Hartz	14-1-02	Connellsville, Pa.
Harold Parker	14-2-01	Uniontown, Pa.
Charles E. Pillar Sr.	14-2-02	Uniontown, Pa.
Dona S. Saunders	14-2-03	Brownsville, Pa.
Paul Shenal	14-3-01	Masontown, Pa.
James E. Hare	14-3-02	Fairchance, Pa.
Anthony A. Shuli	14-3-03	Republic, Pa.
Andrew E. Turick	14-3-04	Fayette City, Pa.
Michael Rubish	14-3-05	Perryopolis, Pa.
Lloyd A. Williams	14-3-06	Dunbar, Pa.
Grant Nicholson	14-3-07	Connellsville, Pa.
Leila Van Sickle	14-3-08	Farmington, Pa.
FOREST COUNTY		
Arthur D. Sager	37-4-02	Tionesta, Pa.
Regis A. Fleming	37-4-03	Marienville, Pa.

Name and County	Magisterial District #	Office Location
FRANKLIN COUNTY		
Joseph W. Gotwals	39-1-01	Chambersburg, Pa.
Bruce C. Ingels	39-2-01	Waynesboro, Pa.
James L. Campbell	39-3-01	Roxbury, Pa.
Mabel Shoemaker	39-3-02	Scotland, Pa.
Charles C. Harrison	39-3-03	Chambersburg, Pa.
Esther L. Cordell	39-3-04	Chambersburg, Pa.
Robert E. Eberly	39-3-05	Greencastle, Pa.
Helen Y. Martin	39-3-06	Mercersburg, Pa.
FULTON COUNTY		
Don C. Knepper	39-4-01	Fort Littleton, Pa.
Dorothy S. Brantner	39-4-02	McConnellsburg, Pa.
J. Pierce Gordon	39-4-03	Warfordsburg, Pa.
GREENE COUNTY		
John C. Watson	13-3-01	Waynesburg, Pa.
Ruth Hughes	13-3-02	Franklin Twsp.(Waynesburg), Pa
Joseph Rapchak	13-3-03	Carmichaels, Pa.
HUNTINGDON COUNTY		
Daniel S. Davis	20-3-01	Alexandria, Pa.
James H. Kyper	20-3-02	Huntingdon, Pa.
Gretchen A. Krouse	20-3-03	Mount Union, Pa.
N. Dale Wakefield	20-3-04	Orbisonia, Pa.
INDIANA COUNTY		
Richard G. Orendorff	40-2-01	Indiana, Pa.
Geraldine M. Wilkins	40-3-01	Clymer, Pa.
Louis J. Nocco	40-3-02	Homer City, Pa.
Angelo C. Cravotta	40-3-03	Blairsville, Pa.
JEFFERSON COUNTY		
Guy M. Lester	54-3-01	Punxsutawney, Pa.
Bill G. Wescoat	54-3-02	Reynoldsville, Pa.
George B. Miller	54-3-03	Brookville, Pa.
JUNIATA COUNTY		
Marian S. Mertz	41-3-01	Mifflintown, Pa.
Betty G. Gingrich	41-3-02	Port Royal, Pa.
LACKAWANNA COUNTY		
Frank F. Talerico	45-1-01	Old Forge, Pa.
Thomas M. Hart	45-1-02	Scranton, Pa.
Joseph B. Eiden	45-1-03	Scranton, Pa.
Eugene T. Cadden	45-1-04	Scranton, Pa.
Daniel J. Kelleher	45-1-05	Scranton, Pa.
James P. Kennedy	45-1-06	Scranton, Pa.
Michael S. Polizzi	45-1-07	Dunmore, Pa.
John E. V. Peiski	45-1-08	Olyphant, Pa.
Ferdinand A. Grunik	45-2-01	Jessup, Pa.
James T. McHale	45-3-01	Clarks Summit, Pa.
Donald Andrews	45-3-02	Moscow, Pa.
Mary A. McAndrew	45-3-03	Carbondale, Pa.
Donald A. Yurgosky	45-3-04	Jermyn, Pa.
LANCASTER COUNTY		
Bernard Lowell	02-1-01	Lancaster, Pa.
	02-1-02	Lancaster, Pa.
Louise B. Williams	02-2-01	Lancaster, Pa.
William A. Hull, Jr.	02-2-02	Lancaster, Pa.
John S. Alexander	02-2-03	Lancaster, Pa.

Name and County	Magisterial District #	Office Location
LANCASTER COUNTY (cont.)		
Murray R. Horton	02-2-04	Lancaster, Pa.
Richard A. Sheetz	02-2-05	Landisville, Pa.
Edward A. Hermesky	02-2-06	Columbia, Pa.
Stella V. Caldwell	02-3-01	Millersville, Pa.
Justus F. Bard	02-3-02	Lancaster, Pa.
Mary F. Wilkinson	02-3-03	Lancaster, Pa.
Joseph W. Bledsoe	02-3-04	Quarryville, Pa.
Gilbert R. Book	02-3-05	Gap, Pa.
Richard L. Reeser	02-3-06	Blue Ball, Pa.
George C. Kelec	02-3-07	Denver, Pa.
John W. Miller	02-3-08	Ephrata, Pa.
Sharron A. Simpkins	02-3-09	Lititz, Pa.
Paul K. Cassel	02-3-10	Manheim, Pa.
Harold E. Greiner	02-3-11	Elizabethtown, Pa.
Raymond B. Knorr	02-3-12	Mount Joy, Pa.
LAWRENCE COUNTY		
Howard B. Hanna	53-1-01	New Castle, Pa.
Wayne E. Shaffer	53-3-01	Ellwood City, Pa.
Betty Lou Kradel	53-3-02	Edinburg, Pa.
Ruth E. French	53-3-03	New Castle, Pa.
Merle Hart	53-3-04	New Castle, Pa.
LEBANON COUNTY		
John F. Arnold	52-2-01	Lebanon, Pa.
Robert W. Anspach	52-2-02	Lebanon, Pa.
Catherine M. Coyle	52-2-03	Lebanon, Pa.
JoAnn Shultz	52-3-01	Myerstown, Pa.
Lucy A. Dinunzio	52-3-02	Lebanon, Pa.
Mary M. Spannuth	52-3-03	Jonestown, Pa.
Jacob D. Ensminger	52-3-04	Ono, Pa.
Thomas C. Reinhard	52-3-05	Palmyra, Pa.
LEHIGH COUNTY		
Roland B. Downing	31-1-01	Allentown, Pa.
Wilbur K. Gilbert	31-1-02	Allentown, Pa.
George H. Schadler	31-1-03	Allentown, Pa.
Ralph H. Beck	31-1-04	Allentown, Pa.
James E. Stahl	31-1-05	Allentown, Pa.
Joseph J. Maura	31-1-06	Bethlehem, Pa.
Edward R. Ernst	31-1-07	Whitehall, Pa.
William H. Burdette	31-1-08	Allentown, Pa.
Bennie L. Rizzotto	31-2-01	Allentown, Pa.
Edward F. Pressmann	31-2-02	Allentown, Pa.
Donald E. Walter	31-2-03	Emmaus, Pa.
Willis E. Hankee	31-3-01	Slatington, Pa.
Richard J. Levan	31-3-02	Macungie, Pa.
Charles A. Deutsch	31-3-03	Coopersburg, Pa.
Theodore L. Russiano	31-3-04	Allentown, Pa.
LUZERNE COUNTY		
Michael J. Collins	11-1-01	Wilkes Barre, Pa.
John A. Bednarz	11-1-02	Wilkes Barre, Pa.
Michael Conahan	11-1-03	Hazleton, Pa.
Leonard C. Olzinski	11-1-04	Nanticoke, Pa.
Joseph M. Angello	11-1-05	Pittston, Pa.
Richard P. Adams	11-1-06	Kingston, Pa.
Andrew Barilla, Jr.	11-1-07	Swoyersville, Pa.
Bernard J. Wujcik	11-1-08	Plymouth, Pa.

Name and County	Magisterial District #	Office Location
LUZERNE COUNTY (cont.)		
Carmen J. Maffei	11-2-01	West Pittston, Pa.
Joseph Verespy	11-2-02	Plains, Pa.
Patrick L. Cooney	11-2-03	Wilkes Barre, Pa.
Robert Marshall	11-3-01	Shickshinny, Pa.
Viola S. Mrochko	11-3-02	Berwick, Pa.
Burton E. Balliet	11-3-03	Sugarloaf, Pa.
Edward Verbonitz	11-3-04	Hazleton, Pa.
Electra M. O'Donnell	11-3-05	Freeland, Pa.
Ronald W. Swank	11-3-06	Mountain Top, Pa.
Francis P. Flynn	11-3-07	Wilkes Barre, Pa.
Leonard Harvey	11-3-08	Dallas, Pa.
Earl S. Gregory	11-3-09	Shavertown, Pa.
LYCOMING COUNTY		
James T. Nesbitt	29-1-01	Williamsport, Pa.
Richard T. Eisenbeis	29-1-02	Williamsport, Pa.
Dean E. Dawes	29-3-01	Williamsport, Pa.
Ronald E. Blackburn	29-3-02	Williamsport, Pa.
John W. Callahan	29-3-03	Hughesville, Pa.
McKEAN COUNTY		
Robert V. Zimmerman	48-1-01	Bradford, Pa.
David D. Feheley	48-3-01	Eldred, Pa.
Edward M. Rosenwie	48-3-02	Smethport, Pa.
Joseph J. Frampton	48-3-03	Bradford, Pa.
Patricia J. Morey	48-3-04	Kane, Pa.
MERCER COUNTY		
William M. Coleman	35-2-01	Sharon, Pa.
Frank J. Tamber	35-2-02	Sharon, Pa.
Evelyn Golubic	35-3-01	Mercer, Pa.
George E. McCandless	35-3-02	Grove City, Pa.
Francis W. Brown	35-3-03	Greenville, Pa.
MIFFLIN COUNTY		
E. Frank Burlew	58-3-01	Lewistown, Pa.
William M. Foster	58-3-02	Lewistown, Pa.
MONROE COUNTY		
Eleanor K. Randolph	43-2-01	
Clara Pope	43-2-02	East Stroudsburg, Pa.
Earl R. Ammerman	43-3-01	Mt. Pocono, Pa.
Gerald D. Canfield	43-3-02	Stroudsburg, Pa.
Glenn A. Borger	43-3-03	Tannersville, Pa.
Emanuel Scavone	43-3-04	Brodheads ville, Pa.
Marjorie J. Shumaker	43-4-01	East Stroudsburg, Pa.
	43-4-02	Mountainhome, Pa.
MONTGOMERY COUNTY		
Elaine J. Adams	38-1-01	Norristown, Pa.
James L. O'Brien	38-1-02	Elkins Park, Pa.
William W. Reed	38-1-03	Elkins Park, Pa.
M. William Peterson	38-1-04	Abington, Pa.
Frank V. Plummer	38-1-05	Abington, Pa.
Robert P. Johnson	38-1-06	Penn Valley-Narberth, Pa.
Seymour L. Green	38-1-07	Ardmore, Pa.
George R. Eastburn, Jr.	38-1-08	Flourtown, Pa.
Donald O.Riehl	38-1-09	King of Prussia, Pa.
A. T. Maynard, Jr.	38-1-10	Ambler, Pa.

Name and County	Magisterial District #	Office Location
MONTGOMERY COUNTY (cont.)		
Charles A. Dasch	38-1-11	Pottstown, Pa.
Richard E. Evans	38-1-12	Pottstown, Pa.
John T. Sachaczewski	38-1-13	Conshohocken, Pa.
John C. Bready, Jr	38-1-14	Willow Grove, Pa.
Donald B. McIntyre	38-1-15	Willow Grove, Pa.
Grant Musselman	38-2-02	Souderton, Pa.
Sherwood F. Zepp	38-2-04	Lansdale, Pa.
Marton R. Kiggins	38-2-05	Royersford, Pa.
Bernard J. Maher	38-2-06	Collegeville, Pa.
Everett P. Arnold	38-2-08	Huntington Valley, Pa.
George H. Knoell, Jr.	38-2-13	Blue Bell, Pa.
Ronald Furlin	38-2-14	Horsham, Pa.
James W. Speers	38-2-17	Lafayette Hill, Pa
Francis J. Lawrence	38-2-18	Norristown, Pa.
Robert A. Saraceni	38-2-19	Norristown, Pa.
Leonard P. Flack	38-2-20	Norristown, Pa.
Leroy S. Oelschlager	38-3-01	East Greensville, Pa.
Jack B. Greenberg	38-3-02	Gilbertsville, Pa.
Carroll A. Rosenberger	38-3-03	Schwenksville, Pa.
MONTOUR COUNTY		
Guy H. Williams	26-3-04	Danville, Pa.
NORTHAMPTON COUNTY		
John Gombosi	03-1-01	Bethlehem, Pa.
Elizabeth Romig	03-1-02	Bethlehem, Pa.
	03-1-03	
Wilma L. Zweifel	03-2-01	Bethlehem, Pa.
William B. Griffith	03-2-02	Bethlehem, Pa.
Dennis J. Monaghan	03-2-03	Bethlehem, Pa.
Joseph E. Martin	03-2-04	Hellertown, Pa.
David T. Reibman	03-2-05	Easton, Pa.
Pat J. Maragulia	03-2-06	Easton, Pa.
Peter Stout	03-2-07	Northampton, Pa.
Elmo L. Frey, Sr.	03-2-08	Nazareth, Pa.
Walter F. Auch, Jr.	03-2-09	Easton, Pa.
Harold R. Weaver, Jr	03-3-01	Danielsville, Pa.
Frederick A. Reinhart	03-3-02	Wind Gap, Pa.
Sherwood R. Grigg	03-3-03	Roseto, Pa.
NORTHUMBERLAND COUNTY		
Michael F. Mychak	08-2-01	Mt. Carmel, Pa.
Kenneth R. Fairchild	08-3-01	Milton, Pa.
Wade J. Brown	08-3-02	Sunbury, Pa.
John E. Moore	08-3-03	Shamokin, Pa.
PERRY COUNTY		
Howard R. Maguire	41-3-03	Duncannon, Pa.
Donald F. Howell	41-3-04	Newport, Pa.
Helen M. Goodling	41-3-05	Loysville, Pa.
PIKE COUNTY		
Carolyn H. Purdue	43-3-05	Milford, Pa.
Dore N. James	43-3-06	Hawley, Pa.
POTTER COUNTY		
Edward L. Easton	55-3-01	Coudersport, Pa.
Laura Hemphill	55-4-01	Shinglehouse, Pa.
Jeanne M. Cole	55-4-02	Ulysses, Pa.
Katherine G. Flynn	55-4-03	Galeton, Pa.
Mary A. Walters	55-4-04	Austin, Pa.

Name and County	Magisterial District #	Office Location
SCHUYLKILL COUNTY		
William J. Purcell	21-2-01	Pottsville, Pa.
Catherine E. Thompson	21-2-02	Pottsville, Pa.
Bernard Brutto	21-2-03	Shenandoah, Pa.
Joseph B. Weyman	21-3-01	Ashland, Pa.
Norman H. Richards	21-3-02	Tamaqua, Pa.
John H. Rhubright, Sr.	21-3-03	Tamaqua, Pa.
John E. Lurwick	21-3-04	Port Carbon, Pa.
Frank Gallo	21-3-05	Mahanoy City, Pa.
Ray A. Lengle	21-3-08	Tremont, Pa.
Robert T. Brennan	21-3-09	Saint Clair, Pa.
Lester M. Reber	21-3-10	Orwigsburg, Pa.
Stephen R. Salve	21-3-12	Minersville, Pa.
SNYDER COUNTY		
Clark H. Arbogast	17-3-03	Selinsgrove, Pa.
William C. Saylor	17-3-04	Middleburg, Pa.
SOMERSET COUNTY		
Constant N. Ferre	16-3-01	Boswell, Pa.
Anthony F. Muscatello	16-3-02	Windber, Pa.
Jon A. Barkman	16-3-03	Somerset, Pa.
Frances L. Cornish	16-3-05	Confluence, Pa.
Robert M. Philson	16-3-06	Meyersdale, Pa.
SULLIVAN COUNTY		
Milo D. Clinton	44-3-03	Dushore, Pa.
Francis M. McCarty	44-4-03	Forksville, Pa.
SUSQUEHANNA COUNTY		
Marjory A. Wheaton	34-3-01	Montrose, Pa.
George H. Stover	34-3-02	New Milford, Pa.
William Cowperwait	34-3-03	Harford, Pa.
TIOGA COUNTY		
William A. Buckingham	04-3-01	Elkland, Pa.
Thomas L. Bolton	04-3-02	Wellsboro, Pa.
Eleanor Trask	04-3-03	Mansfield, Pa.
UNION COUNTY		
Paul E. Crow	17-3-01	Lewisburg, Pa.
William D. Yohn	17-3-02	Mifflinburg, Pa.
VENANGO COUNTY		
Mary E. Nosko	28-3-01	Pleasantville, Pa.
Charles R. Thurau	28-3-02	Oil City, Pa.
Robert E. Billingsley, Sr.	28-3-03	Franklin, Pa.
Donald E. Sloan, Jr.	28-3-04	Emlenton, Pa.
WARREN COUNTY		
Judy C. Lobdell	37-2-01	Warren, Pa.
Ruth J. Mills	37-3-01	Russell, Pa.
Suzanne M. Hodges	37-3-02	Sugar Grove, Pa.
Frances I. Rhodes	37-3-03	Youngsville, Pa.
Allen D. Carlett	37-3-04	Sheffield, Pa.
Garwood K. Lodge	37-4-01	Tidioute, Pa.
WASHINGTON COUNTY		
John Luongo	27-1-01	Washington, Pa.
Clyde G. Tempest	27-1-02	Monongahela, Pa.
Matthew L. Cowell, Sr.	27-1-03	Charleroi, Pa.
Norbert K. Lesniakowski	27-2-01	Cannonsburg, Pa.
Joseph P. Reichel	27-3-01	Finleyville, Pa.


Name and County	Magisterial District #	Office Location
WASHINGTON COUNTY (cont.)		
Stephen J. Morgo	27-3-02	Bentleyville, Pa.
Daryl A. Zeaman	27-3-03	California, Pa.
Louis I. Quail	27-3-04	Richeyville, Pa.
Henry Mavrich	27-3-05	Strabane, Pa.
Tony Bartkus	27-3-06	McDonald, Pa.
Thomas McGraw	27-3-07	Burgettstown, Pa.
June B. Lilley	27-3-08	Meadow Lands, Pa.
	27-3-09	Washington, Pa.
Richard L. Martin	27-3-10	Claysville, Pa.
WAYNE COUNTY		
Allan V. Campfield	22-3-01	Hawley, Pa.
Marjorie B. Kinsman	22-3-02	Honesdale, Pa.
Margaret C. Farley	22-3-03	Waymart, Pa.
Charles H. Buckert	22-3-04	Lakewood, Pa.
WESTMORELAND COUNTY		
Donald C. Japalucci	10-1-01	Jeannette, Pa.
John F. Billy	10-1-03	Monessen, Pa.
William S. Guido	10-1-04	Lower Burrell, Pa.
Buddy P. Cipolla	10-1-05	Arnold, Pa.
Ernest M. Johnson	10-2-01	Youngwood, Pa.
James H. Mann, Jr.	10-2-02	Vandergrift, Pa.
Lance Brown	10-2-03	Irwin, Pa.
Martha Medich	10-2-04	Irwin, Pa.
Jeane C. Anderson	10-2-06	Belle Vernon, Pa.
Victor B. Stader, Jr.	10-2-08	Latrobe, Pa.
	10-2-09	North Huntingdon, Pa.
Michael G. Moschetti	10-2-10	Greensburg, Pa.
Lois L. Diehl	10-3-01	Greensburg, Pa.
Robert E. Scott	10-3-02	Murrysville, Pa.
Shirley Miller	10-3-03	Herminie, Pa.
C. McKee Speer	10-3-05	Apollo, Pa.
Robert J. Loncharich	10-3-07	Latrobe, Pa.
Carmen C. Perna	10-3-08	Loyalhanna, Pa.
Terry F. Marolt	10-3-09	Ligonier, Pa.
R. Daniel Smith	10-3-10	Scottdale, Pa.
Margaret I. Tlumac	10-3-11	Mount Pleasant, Pa.
WYOMING COUNTY		
Leo P. Conway	44-3-01	Factoryville, Pa.
Herbert W. Downs	44-3-02	Tunkhannock, Pa.
Patricia Robinson	44-3-04	Laceyville, Pa.
YORK COUNTY		
Mildred G. Becker	19-1-01	York, Pa.
Chester Thomas, Jr.	19-1-02	York, Pa.
Curtis C. Sponseller	19-1-03	Hanover, Pa.
Arthur D. Weeks	19-2-01	York, Pa.
Jack H. Barton	19-2-02	York, Pa.
Harold C. Dixon	19-2-03	York, Pa.
James G. Wallace	19-3-01	Windsor, Pa.
Lois J. Mundorff	19-3-02	Airville, Pa.
Virginia I. Klinefelter	19-3-03	Stewartstown, Pa.
James W. Reedy	19-3-04	Seven Valleys, Pa.
Margaret L. Klinedinst	19-3-05	Glennville, Pa.
Paul M. Diehl, Jr.	19-3-06	Spring Grove, Pa.
Quentin R. Stambaugh	19-3-07	Thomasville, Pa.
Donald G. Rode	19-3-08	Emigsville, Pa.
J. Wilbur Kriner	19-3-09	New Cumberland, Pa.
Samuel A. Hill	19-3-10	Franklintown, Pa.

JUDGES OF THE PHILADELPHIA TRAFFIC COURT

Louis Vignola, President Judge

Samuel Clark, Jr.
Salvatore DeMeo
Dominick Iannarelli

Raymond A. Malone
George Twardy



END