


3

RECORDS

RECORDS

RECORDS

MICROFICHE



88588

88588

DEPARTMENT OF CORRECTIONS

ANNUAL STATISTICAL REPORT OF FELONS & MISDEMEANANTS
COMMITTED TO THE VIRGINIA STATE CORRECTIONAL SYSTEM,
(DURING THE) YEAR ENDED JUNE 30, 1978
AND FELONS CONFINED IN THE CORRECTIONAL SYSTEM
ON JUNE 30, 1978
INCLUDING FELON RECIDIVISTS COMMITTED & CONFINED



Commonwealth of Virginia
Department of Corrections

RECEIVED

MAR 22 1979


ASSISTANT

PREFACE

The information in the following annual statistical report was compiled by the Department of Corrections, Research and Reporting Unit. This year's report includes the felon recidivists information formerly published in the "Report of Recidivists Committed to the Virginia State Penal System, Year Ended June 30." All questions, remarks or requests relating to the report should be directed to this agency.

Department of Corrections
Research & Reporting Unit
Reporting Section
P. O. Box 26963
Richmond, Virginia 23261

Telephone: (804) 257-1974



Your agency is on our distribution list for this report. Please return this page to the address below if you wish to be removed from the mailing list or if we have the incorrect address, or you need additional copies of the publication.

☐

DISCONTINUE SENDING REPORT

☐

SEND _____ ADDITIONAL REPORTS

I.D. CODE 00105
NCJRS
ACQUISITION DEPARTMENT
BOX 6000
ROCKVILLE, MD 20850

CORRECT MAILING ADDRESS:

Return this information to:

Department of Corrections
Research & Reporting Unit
Reporting Section
P. O. Box 26963
Richmond, Virginia 23261

Virginia Department of Corrections

Terrell Don Hutto, DIRECTOR

*Herbert A. Parr
EXECUTIVE ASSISTANT DIRECTOR*

*Robert M. Landon
DIVISION OF INSTITUTIONAL SERVICES*

*Carlton B. Bolte
DIVISION OF COMMUNITY
AND PREVENTION SERVICES*



*William E. Weddington
DIVISION OF PROGRAM
DEVELOPMENT AND EVALUATION*

*Frank P. Mueller
DIVISION OF CAPITAL OUTLAY
AND MAINTENANCE*

*Robert E. Zukowski
DIVISION OF FINANCE*

*P. O. Box 26963
Richmond, Virginia 23261*

TABLE OF CONTENTS

SECTION A GRAPHS AND NARRATIVE

	Page
Graph I Felon Commitments for Fiscal Years Ended June 30, 1969 - 1978	7
Graph II Felon Confinements for Fiscal Years Ended June 30, 1969 - 1978	8
Graph III Misdemeanant Commitments for Fiscal Years Ended June 30, 1969 - 1978	9
Graph IV Recidivists Committed for Fiscal Years Ended June 30, 1969 - 1978.	10
Graph V Recidivists Confined on June 30, 1969 - 1978.	11
Narrative on Felons Committed to and Felons Confined in the Virginia State Correctional System Including Recidivists and Misdemeanants Committed to the Virginia State Correctional System	12

SECTION B FELONS COMMITTED TO THE VIRGINIA STATE CORRECTIONAL SYSTEM

Tables		
I	By Age Group According to Race and Sex	29
II	By Location of Committing Court According to Race and Sex.	30
III	By Offense According to Term of Sentence	36
IV	By Sentence According to Race and Sex	44
V	By Offense According to Race and Sex	46
VI	By Military Service According to Race and Sex.	50
VII	By Parole or Pardon Status According to Race and Sex.	51
VIII	By Religious Preference According to Race and Sex.	51
IX	By Tested Educational Level at Commitment According to Race and Sex	52
X	By Intelligence According to Race and Sex.	52
XI	By Status of Parents According to Race and Sex	53
XII	By Marital Status According to Race and Sex	53
XIII	By Juvenile Record According to Race and Sex.	54
XIV	By Drug and Alcohol Habits According to Race and Sex.	54

SECTION C FELONS CONFINED IN THE VIRGINIA STATE CORRECTIONAL SYSTEM

I	By Age Group According to Race and Sex	57
II	By Location of Committing Court According to Race and Sex.	58
III	By Offense According to Term of Sentence	64
IV	By Sentence According to Race and Sex	72
V	By Offense According to Race and Sex	74
VI	By Military Service According to Race and Sex.	78
VII	By Parole or Pardon Status According to Race and Sex.	79
VIII	By Religious Preference According to Race and Sex.	79
IX	By Tested Educational Level at Commitment According to Race and Sex	80
X	By Intelligence According to Race and Sex.	80
XI	By Status of Parents According to Race and Sex	81
XII	By Marital Status According to Race and Sex	81
XIII	By Juvenile Record According to Race and Sex.	82
XIV	By Drug and Alcohol Habits According to Race and Sex.	82

SECTION D
MISDEMEANANTS OR FELONS RECEIVING MISDEMEANANT SENTENCES
COMMITTED TO THE MAJOR INSTITUTIONS, CORRECTIONAL FIELD UNITS,
OR THE VIRGINIA CORRECTIONAL CENTER FOR WOMEN

Tables		Page
I	By Age Group According to Race.	85
II	By Offense According to Race.	86
III	By Location of Committing Court According to Race	90
IV	Breakdown of Misdemeanant Commitments to Major Institutions.	93
V	Breakdown of Misdemeanant Commitments According to Type of Offense	94
VI	According to Type of Committing Court.	94

SECTION E
FELON RECIDIVISTS (VIRGINIA) COMMITTED TO
THE VIRGINIA STATE CORRECTIONAL SYSTEM

I	By Age Group According to Race and Sex	97
II	By Location of Committing Court According to Race and Sex.	98
III	By Offense According to Term of Sentence	104
IV	By Sentence According to Race and Sex	110
V	By Offense According to Race and Sex	111
VI	By Military Service According to Race and Sex.	114
VII	By Parole or Pardon Status According to Race and Sex.	115
VIII	By Religious Preference According to Race and Sex.	115
IX	By Tested Educational Level at Commitment According to Race and Sex	116
X	By Intelligence According to Race and Sex.	116
XI	By Status of Parents According to Race and Sex	117
XII	By Marital Status According to Race and Sex	117
XIII	By Juvenile Record According to Race and Sex.	118
XIV	By Drug and Alcohol Habits According to Race and Sex.	118
XV	By Previous Va. Felony Sentences Served According to Race and Sex	119

SECTION F
FELON RECIDIVISTS (VIRGINIA AND/OR ELSEWHERE) COMMITTED TO
THE VIRGINIA STATE CORRECTIONAL SYSTEM

I	By Age Group According to Race and Sex	123
II	By Location of Committing Court According to Race and Sex.	124
III	By Offense According to Term of Sentence	130
IV	By Sentence According to Race and Sex	136
V	By Offense According to Race and Sex	137
VI	By Military Service According to Race and Sex.	140
VII	By Parole or Pardon Status According to Race and Sex.	141
VIII	By Religious Preference According to Race and Sex.	141
IX	By Tested Educational Level at Commitment According to Race and Sex	142
X	By Intelligence According to Race and Sex.	142
XI	By Status of Parents According to Race and Sex	143
XII	By Marital Status According to Race and Sex	143
XIII	By Juvenile Record According to Race and Sex.	144
XIV	By Drug and Alcohol Habits According to Race and Sex.	144
XV	By All Previous Sentences Served According to Race and Sex	145

SECTION G
FELONS RECIDIVISTS (VIRGINIA) CONFINED IN
THE VIRGINIA STATE CORRECTIONAL SYSTEM

Tables

I	By Age Group According to Race and Sex	149
II	By Location of Committing Court According to Race and Sex.	150
III	By Offense According to Term of Sentence	156
IV	By Sentence According to Race and Sex	162
V	By Offense According to Race and Sex	164
VI	By Military Service According to Race and Sex.	167
VII	By Parole or Pardon Status According to Race and Sex.	168
VIII	By Religious Preference According to Race and Sex.	168
IX	By Tested Educational Level at Commitment According to Race and Sex	169
X	By Intelligence According to Race and Sex.	169
XI	By Status of Parents According to Race and Sex.	170
XII	By Marital Status According to Race and Sex	170
XIII	By Juvenile Record According to Race and Sex.	171
XIV	By Drug and Alcohol Habits According to Race and Sex.	171
XV	By Previous Virginia Felony Sentences Served According to Race and Sex	172


SECTION H
FELON RECIDIVISTS (VIRGINIA AND/OR ELSEWHERE) CONFINED
IN THE VIRGINIA STATE CORRECTIONAL SYSTEM

I	By Age Group According to Race and Sex	175
II	By Location of Committing Court According to Race and Sex.	176
III	By Offense According to Term of Sentence	182
IV	By Sentence According to Race and Sex	188
V	By Offense According to Race and Sex	190
VI	By Military Service According to Race and Sex.	193
VII	By Parole or Pardon Status According to Race and Sex.	194
VIII	By Religious Preference According to Race and Sex.	194
IX	By Tested Educational Level at Commitment According to Race and Sex	195
X	By Intelligence According to Race and Sex.	195
XI	By Status of Parents According to Race and Sex	196
XII	By Marital Status According to Race and Sex	196
XIII	By Juvenile Record According to Race and Sex.	197
IV	By Drug and Alcohol Habits According to Race and Sex.	197
XV	By All Previous Sentences Served According to Race and Sex	198

SECTION I
APPENDIX

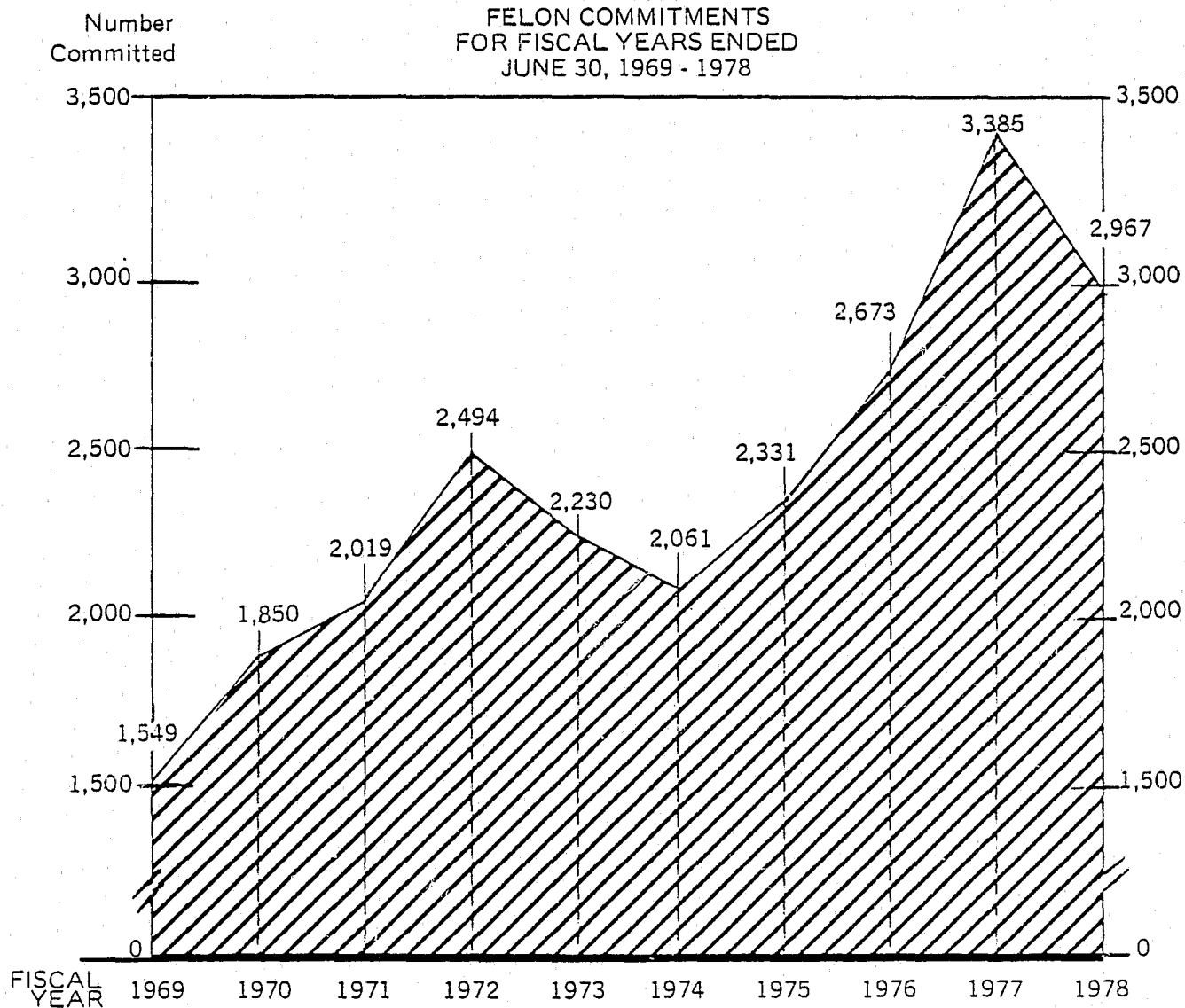
Appendix I	Explanation of Data Source	201
------------	--------------------------------------	-----

SECTION A

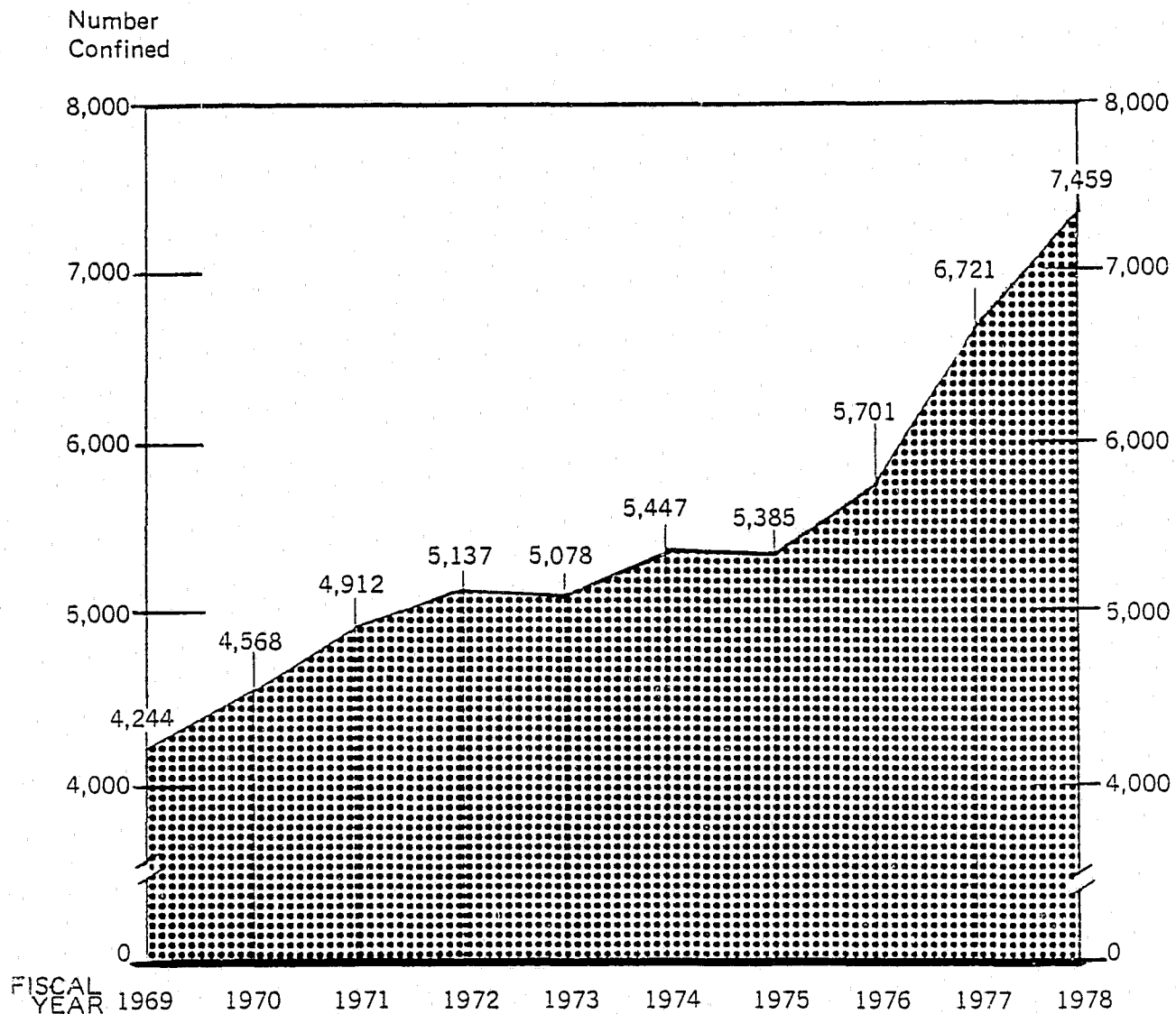


Graphs & Narrative

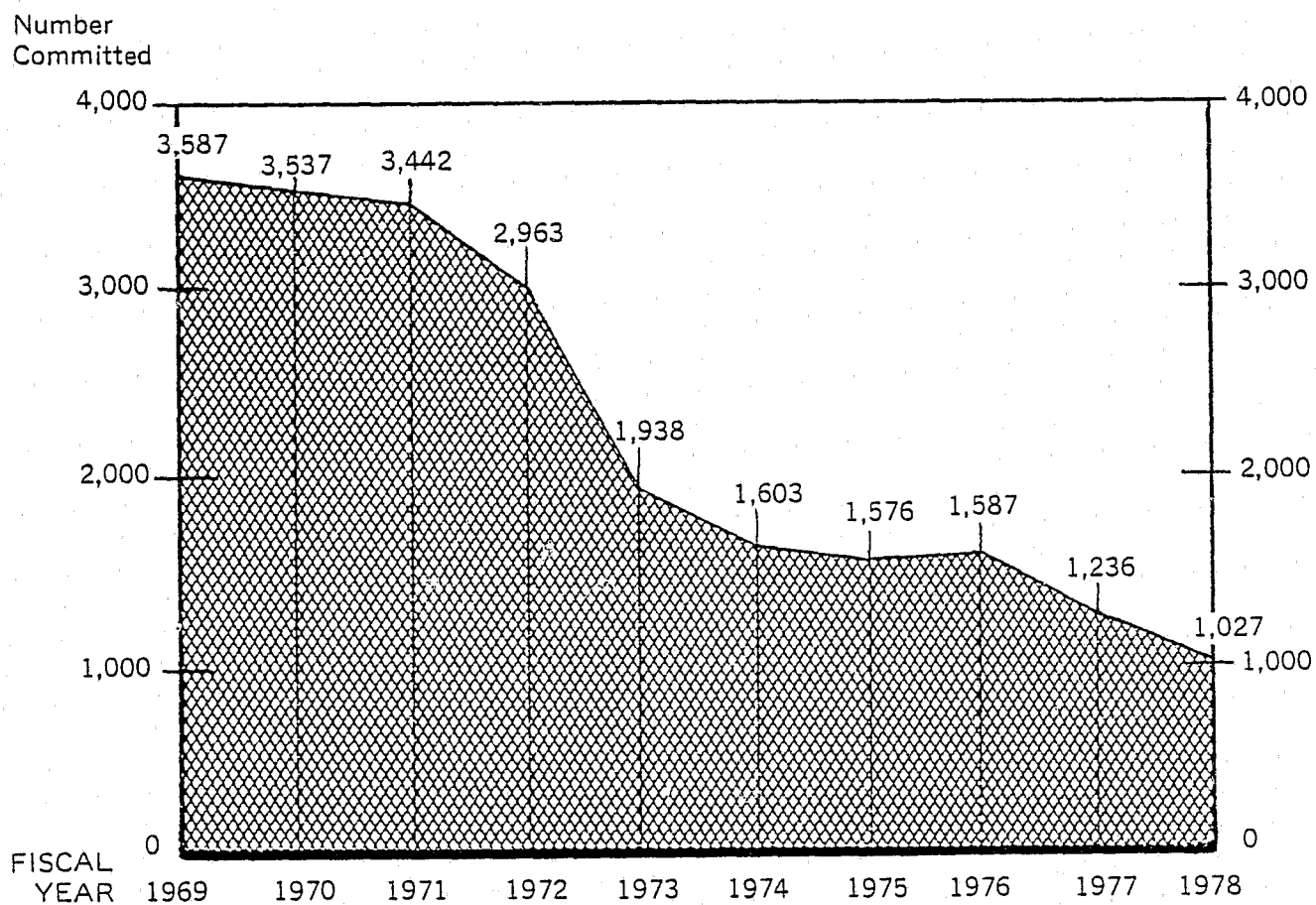
GRAPH I
FELON COMMITMENTS
FOR FISCAL YEARS ENDED
JUNE 30, 1969 - 1978

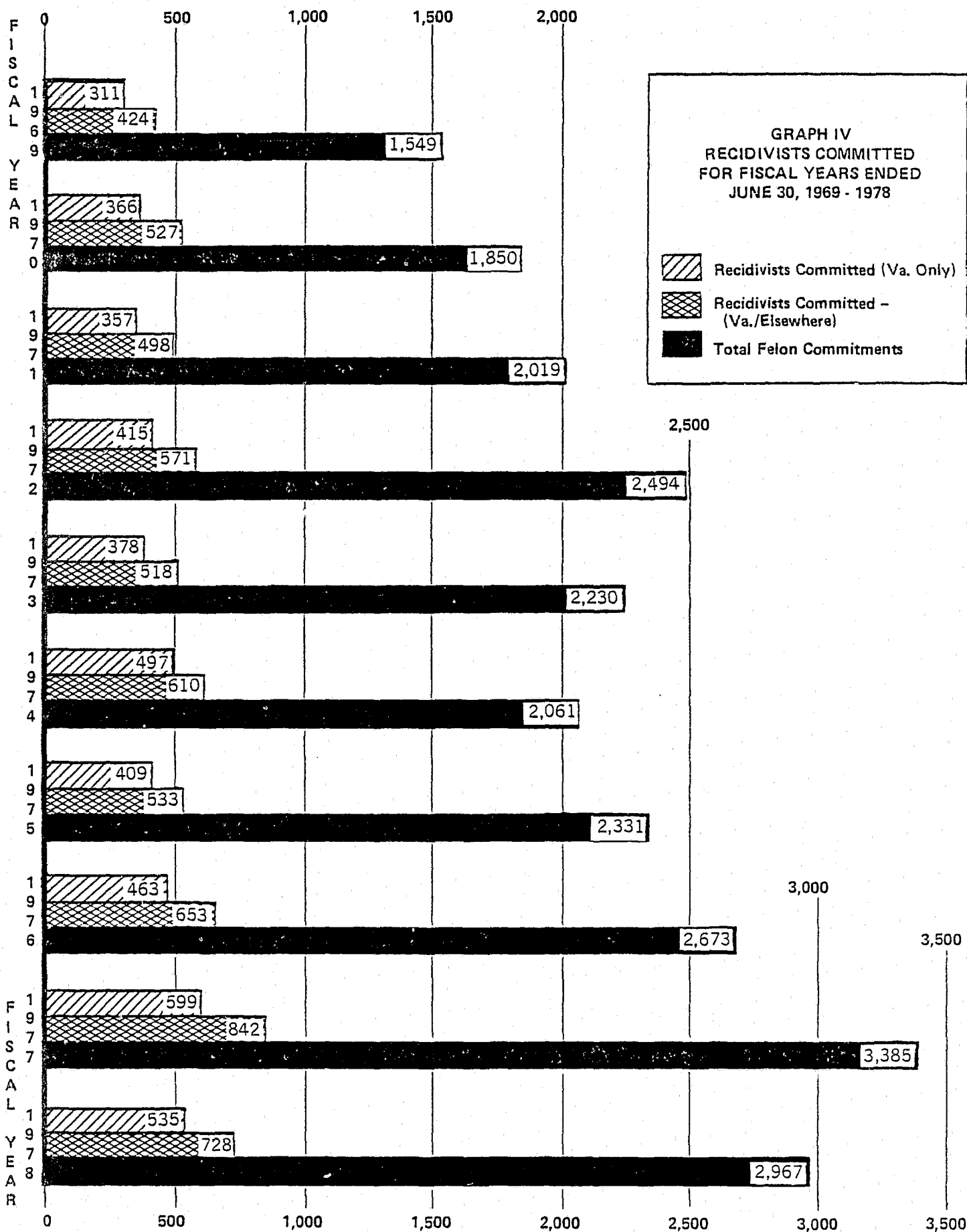


GRAPH II
FELON CONFINEMENTS
FOR FISCAL YEARS ENDED
JUNE 30, 1969 - 1978



GRAPH III
MISDEMEANANT COMMITMENTS
FOR FISCAL YEARS ENDED
JUNE 30, 1969 - 1978





Number Committed

FISCAL YEAR

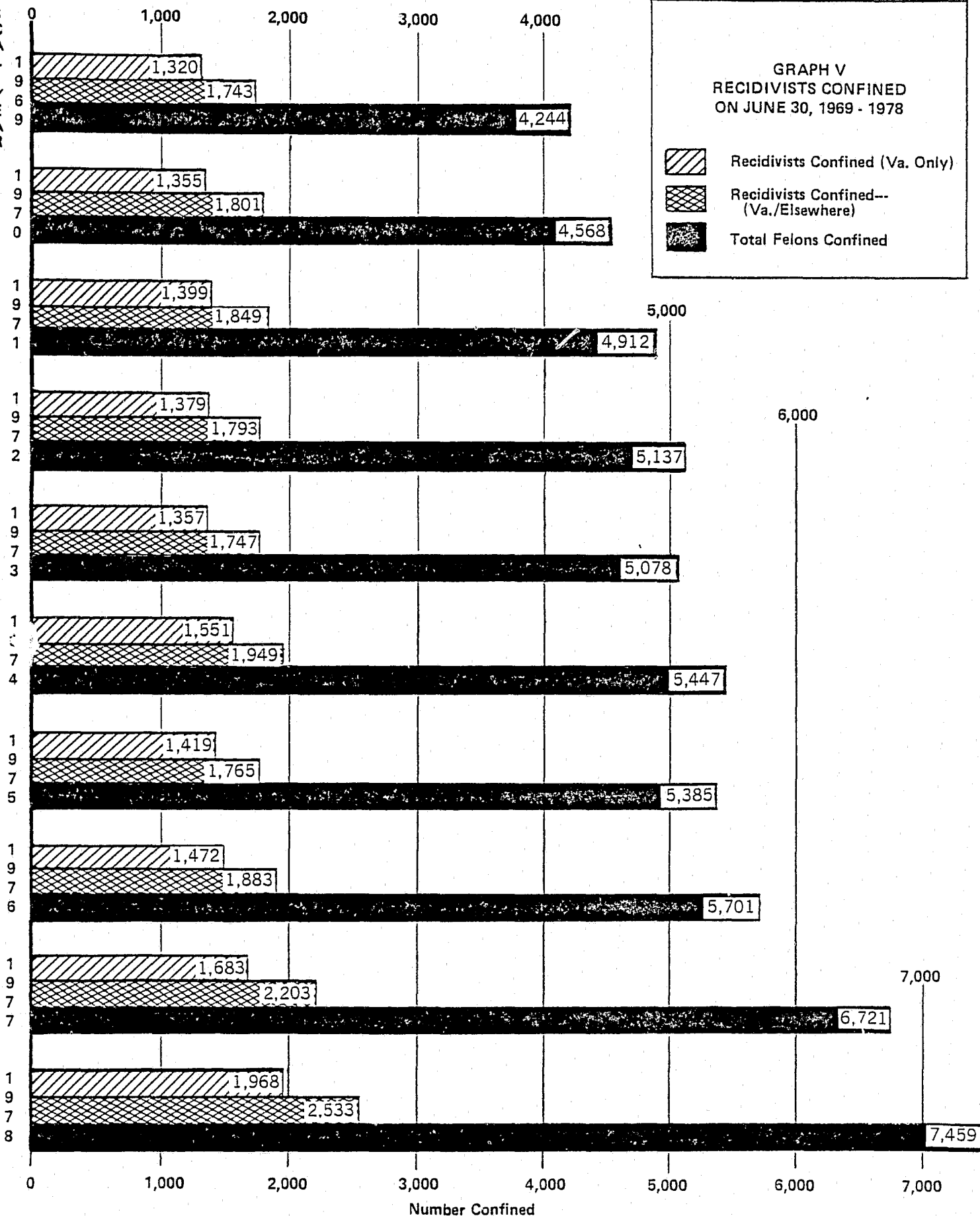
FISCAL YEAR

GRAPH V
RECIDIVISTS CONFINED
ON JUNE 30, 1969 - 1978

Recidivists Confined (Va. Only)

Recidivists Confined--
(Va./Elsewhere)

Total Felons Confined



FELONS COMMITTED TO THE VIRGINIA STATE CORRECTIONAL SYSTEM
YEAR ENDED JUNE 30, 1978

NUMBER OF COMMITMENTS:

A total of 2,967 new felons were committed to the Virginia State Correctional System during the fiscal year which ended June 30, 1978. This reflects a decrease of 418 or 12.3 percent over the 3,385 felons committed during fiscal year 1977. Every year since fiscal year 1974, there had been an increase in felon commitments.

RACE AND SEX:

The 2,967 commitments were 53.9 percent non-white and 46.1 percent white. Females constituted only 4.6 percent of the commitments.

AGE:

The average age of new commitments was 26 years, while the most frequent age was 21 years, with 265 occurrences (8.9 percent of the total). Almost one-half of the 2,967 new felons (1,457 or 49.1 percent) were 23 years of age or younger.

COURT COMMITTED FROM:

A breakdown of the 2,967 new commitments shows that 1,674 or 56.4 percent were committed from city courts, 43.5 percent from county courts, while 2 or 0.1 percent were committed from out-of-state courts. As in the past, the largest number of felons were committed by the cities of Richmond and Norfolk. Norfolk, with 5.6 percent* of the total State population, committed 9.9 percent of the new felons; Richmond, with 4.4 percent* of the total State population, committed 11.2 percent of the new commitments. While the total new commitments decreased by 12.3 percent over the previous year, Richmond committed 29.6 percent less in fiscal 1978 and Norfolk courts decreased their commitments by 18.2 percent. Of the counties, Fairfax had the largest number of new commitments with 162 or 5.5 percent of the total commitments. This represents a decrease of 15.6 percent from the previous year's figure of 192 occurrences.

OFFENSES:

A study of the types of offenses committed by new felons shows that 1,083 or 36.5 percent committed offenses against persons and 1,371 or 46.2 percent committed offenses against property. This year shows a slight decrease in commitments for drug violations from the previous fiscal year; there were 304 or 10.2 percent compared to 356 or 10.5 percent for fiscal 1977. The level of drug violation commitments has increased from 1.5 percent in fiscal 1965 to a high of 20.7 percent in fiscal 1972, and has since decreased to the current level of 10.2.

*Population for July 1, 1978, from the Virginia Department of Health, Bureau of Vital Statistics.

LENGTH OF SENTENCE:

Statistics show that 1,786 or 60.2 percent of new felons received a sentence of five years or less (compared to the 57.8 percent last year) and 243 or 8.2 percent received sentences of twenty years or more (excluding life and death). This represents a decrease over last year's figure of 10.3 percent. The number of life sentences decreased this year to 38 (1.3 percent) from 54 (1.6 percent) in fiscal 1977. There was one new felon who received a death sentence.

INTELLIGENCE:

Almost one-half (48.1 percent) of the new felons tested were found to be of normal intelligence. The percentage of new commitments tested to be severely or moderately retarded has decreased to 3.8 percent in fiscal 1978 from 4.4 percent of those tested in 1977. Felons tested with an intelligence level of bright normal and superior constituted 603 or 21.6 percent of the new felons.

MILITARY SERVICE:

Of the felons committed, 710 were known to have served in the Armed Forces. Of these, 191 or 26.9 percent had received undesirable, bad conduct and dishonorable discharges or were in the service at the time of the offense and had not yet received a discharge at the time of commitment to the Correctional System. Discharges for these persons are usually other than honorable.

HABITS:

At the time of commitment, there were 1,717 felons with known drug usage, representing 57.9 percent of the total. Only 11.8 percent had no known record of alcohol or drug use.

JUVENILE RECORD:

Juvenile record information was available for 2,904 of the new commitments. Of these, 1,373 or 47.3 percent had a juvenile record, while 1,531 or 52.7 percent did not. The only year during the past five years which did not conform to this trend of even distribution was fiscal 1975, when 34.8 percent had known juvenile records and 65.2 percent did not. There were 608 felons or 20.9 percent who had been previously committed to a State Learning Center.

FELONS CONFINED IN THE VIRGINIA STATE CORRECTIONAL SYSTEM
ON JUNE 30, 1978

RACE AND SEX:

Of the 7,459 felons confined on June 30, 1978, 2,909 or 39.0 percent were white and 4,550 or 61.0 percent were non-white. Female felons constituted 3.3 percent of the population.

AGE:

The average age of the felon population on June 30, 1978 was 29 years; however, the most frequent age was 23 years. The median age of the population was 26 years.

COURT COMMITTED FROM:

Courts in Virginia cities committed 4,598 or 61.6 percent of the felons confined on June 30, 1978, while county courts committed 2,859 or 38.3 percent. There were two felons committed by an out-of-state court. Felons committed by courts in the city of Richmond represented 16.1 percent of those confined, while Norfolk courts committed 10.4 percent. Among the county courts, Fairfax committed the largest number, with 308 or 4.1 percent of the total population.

OFFENSES:

Of the 7,459 felons confined on June 30, 1978, 4,140 or 55.5 percent committed offenses against persons and 2,497 or 33.5 percent committed offenses against property. In comparing the percentage of new commitments sentenced in each of the offense categories, a greater portion committed offenses against property (46.2 percent) than offenses against persons (36.5 percent). The percentage of confined felons committed for violation of narcotic drug laws (8.1 percent) is below that for felons newly committed for these offenses (10.2 percent). A breakdown of offenses for felons confined at the end of fiscal year 1978 shows that the two most common offenses are Burglary (including Statutory), with 1,118 occurrences (15.0 percent) and Robbery (Unspecified) with 1,038 occurrences (13.9 percent).

LENGTH OF SENTENCE:

Of the felons confined on June 30, 1978, 2,301 (30.9 percent) were serving sentences of twenty years or more. Those felons serving life sentences constituted 5.8 percent (434), while one felon received a death sentence. The average length of sentence for felons confined, excluding those with life or death sentences, was 14.0 years. This included additional time received after commitment for recidivism, escape and/or other offenses.

INTELLIGENCE:

Almost one-half (49.0 percent) of the confined felons tested displayed normal intelligence. This figure is similar to the percentage of new commitments tested with normal intelligence (48.1 percent). Of the confined felons tested, 330 or 4.6 percent, were found to be moderately or severely retarded.

JUVENILE RECORD:

Of the 7,118 confined felons for which juvenile record information was available at the time of commitment, 56.2 percent had a juvenile record and 43.8 percent did not.

MISDEMEANANTS OR FELONS RECEIVING MISDEMEANANT SENTENCES
COMMITTED TO THE VIRGINIA STATE CORRECTIONAL SYSTEM
YEAR ENDED JUNE 30, 1978

NUMBER COMMITTED:

There were 1,027 misdemeanants committed to the Virginia Correctional System during the fiscal year which ended June 30, 1978. This reflects a decrease of 209 or 16.9 percent from the previous fiscal year. The number of misdemeanants committed has declined every year since 1967, when there were 3,817 commitments, until fiscal year 1976 when there was an insignificant increase.

LOCATION:

The largest portion of the misdemeanants, 859 (83.6 percent) were initially received by the correctional field units. This reflects a slight decrease from the previous year when the field units received 85.0 percent of the misdemeanants.

RACE AND SEX:

Of the 1,027 misdemeanor commitments, 60.3 percent were white and 39.7 percent were non-white. A breakdown by sex shows that 89.2 percent were male and 10.8 percent female. In comparison only 4.6 percent of the felon new commitments were female during this fiscal year.

AGE:

Of the 1,027 misdemeanants committed, ages were recorded for 1,006; of these, over half (51.7 percent) were under the age of 24. The average age of the 1,006 misdemeanants was 26 years.

OFFENSES:

Of the 1,027 misdemeanants committed, 606 or 59.0 percent were sentenced for offenses against property, 146 or 14.2 percent for offenses against persons, and 124 or 12.1 percent for offenses against public policy, economy and health which includes 116 misdemeanants confined for violation of narcotic drug laws. The most frequent offense was petty larceny (145 or 14.1 percent), followed by violation of narcotic drug laws (116 or 11.3 percent).

COURT COMMITTED FROM:

Courts in Virginia counties committed 562 or 54.7 percent of the misdemeanants, while the cities committed 465 or 45.3 percent. In a breakdown of individual counties, Henrico committed the largest number with 82 or 14.6 percent of all county commitments. Among the cities, Norfolk committed the largest number of the misdemeanants with 63 or 13.5 percent of all city commitments, followed by Roanoke and Richmond with 12.3 and 11.0 percent respectively.

FELON RECIDIVISTS (VIRGINIA) COMMITTED
TO THE VIRGINIA STATE CORRECTIONAL SYSTEM
YEAR ENDED JUNE 30, 1978

NUMBER OF COMMITMENTS:

Of 2,967 new commitments for fiscal year 1978, 535 or 18.0 percent had served one or more previous felon sentences in the Virginia Correctional System. This recidivist rate of 18.0 percent represents a slight increase from fiscal 1977, when the rate was 17.7 percent. The recidivist rate has remained fairly constant since fiscal year 1971 with the exception of fiscal year 1974, when the rate sharply increased to 24.1 percent from the fiscal year 1973's rate of 17.0 percent.

RACE AND SEX:

The 535 recidivists were 62.6 percent non-white and 37.4 percent white. Female repeaters constituted 3.4 percent of the total. An analysis of all new commitments shows that white repeaters constituted 14.6 percent of the 1,367 white felons, and non-white repeaters constituted 20.9 percent of 1,600 non-white felons.

PRIOR COMMITMENTS:

Of the 535 recidivists, 393 or 73.5 percent had served only one prior Virginia felon sentence; 97 or 18.1 percent had served two prior sentences and 45 or 8.4 percent had served three or more prior sentences in Virginia. This distribution of prior felon commitments has changed from last fiscal year when there was a larger percentage (77.3 percent) of repeaters who had one prior sentence. The percentage of repeaters with three or more prior sentences is higher this year than the percentage in fiscal 1977 (5.0 percent).

PAROLE OR PARDON STATUS:

A study of the recidivists shows that 67 or 12.5 percent had been paroled and discharged from parole supervision at the time the present offense was committed. Last fiscal year recidivists in this category accounted for 23.5 percent of the Virginia repeaters. Only 61 or 11.4 percent were on parole from their last sentence at the time they committed the offense for which they were returned. The percentage of recidivists who were on parole when their present offense was committed shows an increase from fiscal 1977, when the figure was 10.0 percent.

OFFENSES:

Nearly one-half of the Virginia repeaters were convicted of offenses against property (48.6 percent), while 32.3 percent had committed offenses against persons and 19.1 percent committed other offenses. In comparison to the breakdown of all new commitments, the study reveals that 46.2 percent committed offenses against property, 36.5 percent committed offenses against persons and 17.3 percent committed other offenses. Burglary, with 95 occurrences (17.8 percent) was the offense most often committed. The number of repeaters committed for violation of narcotics laws decreased from 10.5 percent last fiscal year to the current figure of 9.3 percent.

COURT COMMITTED FROM:

The city courts committed over half (62.4 percent) of the repeaters, while the county courts committed 37.6 percent of the total Virginia repeaters. As with the new commitments, Richmond and Norfolk courts committed the most recidivists, with 15.9 and 10.1 percent respectively. Fairfax and Henrico led the county courts commitments with 3.4 percent each.

AGE:

The average age of the 535 Virginia repeaters was 31.5 years. This figure represents no change in the average age of last fiscal year's repeaters (31 years). The most frequent age was 25 years, with 43 occurrences or 8.0 percent. Almost half (48.2 percent) of the repeaters were under 29 years of age, with the youngest repeater being eighteen years of age.

INTELLIGENCE:

Of those tested, 43.3 percent of the repeaters were classified as normal intelligence, 24.0 percent as bright normal and 9.6 percent as borderline and moderately retarded; no repeaters were found to be severely retarded. Last fiscal year 51.5 percent were normal, 15.5 percent were bright normal, and 11.3 percent were borderline, moderately or severely retarded.

LENGTH OF SENTENCE:

The most frequent sentence as well as the median sentence received by the 535 repeaters was five years. Excluding the eleven repeaters with life sentences, the average sentence was 8.8 years. This figure represents a decrease in the average length of sentence, from 9.3 years in the last fiscal year to the current level of 8.8 years.

FELON RECIDIVISTS (VIRGINIA AND/OR ELSEWHERE)
COMMITTED TO THE VIRGINIA STATE CORRECTIONAL SYSTEM
YEAR ENDED JUNE 30, 1978

NUMBER OF COMMITMENTS:

Of the 2,967 new commitments for fiscal year 1978, 728 (24.5 percent) had served one or more previous felon sentences in the Virginia Correctional System and/or elsewhere. This rate of recidivism shows very little change from fiscal year 1977 when the rate was 24.9 percent. However, this rate shows an increase over fiscal year 1975 when the rate was 22.9 percent, the lowest rate in the past ten years (fiscal year 1972 also exhibited a recidivism rate of 22.9 percent).

RACE AND SEX:

Non-whites constituted over half (59.3 percent) of the repeaters, while whites constituted 40.7 percent of the recidivist population. Only 3.4 percent of the recidivists were female. The 1,600 non-white felons committed during fiscal 1978 displayed an overall recidivist rate of 27.0 percent, while the 1,367 white commitments showed a rate of 21.6 percent. The rate for non-white recidivists is exactly the same as last year (27.0 percent), while the rate for white recidivists dropped slightly from 22.2 percent last year to the current rate of 21.6 percent.

PRIOR COMMITMENTS:

Of the 728 recidivists who had served prior felon sentences in Virginia and/or elsewhere, 496 or 68.1 percent had served only one previous sentence, 147 or 20.2 percent had served two prior sentences, and 85 or 11.7 percent had served three or more prior sentences. There was one repeater who served nine prior sentences. Further analysis shows that the percentage of recidivists serving three or more previous sentences had declined during the five years 1970 - 1974, from 14.6 percent to 9.0 percent. In fiscal 1975 the figure rose to 13.3 percent and declined again to 10.1 percent in fiscal 1976, 9.0 percent in fiscal 1977 and increased to the current level of 11.7 percent.

PAROLE OR PARDON STATUS:

Recidivists who had been paroled, but had been released from parole supervision before committing their new offense numbered 67 or 9.2 percent. Another 61 or 8.4 percent were on parole at the time they committed their new offense. In comparing this fiscal year's figure to last year it was found that there has been a large decline from fiscal 1977 (16.7 percent), for those who had been paroled and released from parole supervision, to the current level of 9.2 percent. However, there has been an increase for those who were on parole at the time they committed their new offense - from 7.1 percent for fiscal 1977 to 8.4 percent for this fiscal year.

OFFENSES:

A study of the offenses committed by the 728 recidivists reveals that 366 or 50.3 percent committed offenses against property, 241 or 33.1 percent committed offenses against persons and 16.6 percent committed other offenses. The figures for all new felon commitments in fiscal 1978 display similar findings with 46.2 percent committing offenses against property, 36.5 percent committing offenses against persons and 17.3 percent committing other offenses. As in fiscal 1977, Burglary (including Statutory) was the most common offense for which the recidivists were committed.

AGE:

The average age of the recidivists was 31 years, while the most frequent age was 25 years (occurring 52 times or 7.1 percent). Approximately one-half (53.2 percent) were under thirty years of age.

INTELLIGENCE:

An analysis of recidivists tested shows that 43.5 percent were within the normal range of intelligence, 24.5 percent were bright normal and 22.8 percent were dull normal, borderline or moderately retarded. There were no cases of severely retarded recidivists.

LENGTH OF SENTENCE:

The average length of sentence was 8.6 years, excluding the seventeen who received life sentences. This figure represents a decrease from last fiscal year's figure of 9.1 years. A sentence of five years was the most frequent, as well as the median length of sentence.

FELON RECIDIVISTS (VIRGINIA) CONFINED
IN THE VIRGINIA STATE CORRECTIONAL SYSTEM
ON JUNE 30, 1978

NUMBER CONFINED:

On June 30, 1978, 1,968 felons confined in the Virginia Correctional System had served one or more prior felon sentences in Virginia. This represents 26.4 percent of the total 7,459 felons confined on that date. A comparison of this recidivism rate to fiscal 1977 (25.0 percent) reveals that the rate has increased.

RACE AND SEX:

Over half (67.7 percent) of the 1,968 recidivists with a prior Virginia felon sentence were non-white, while 32.3 percent were white. Among the 4,550 non-white and 2,909 white felons confined at the end of the fiscal year, there were 1,322 (29.1 percent) non-white and 636 (21.9 percent) white repeaters with prior Virginia felon sentences. Females constituted 2.7 percent of the Virginia repeaters and 21.7 percent of the total female population confined on June 30, 1978.

PRIOR COMMITMENTS:

Of the 1,968 recidivists, 69.8 percent had received only one prior felon sentence in Virginia, 21.2 percent had two prior felon sentences, and 9.0 percent had three or more prior felon sentences in Virginia.

PAROLE OR PARDON STATUS:

There were 434 (20.0 percent) repeaters confined who had committed their present offense while on parole and 307 (15.6 percent) who had been paroled but had been released from parole supervision before committing their present offense. In comparison, 20.0 percent of the recidivists in fiscal 1977 were on parole when committed and 18.6 percent had been discharged from parole supervision.

OFFENSES:

Almost half (49.3 percent) of the recidivists were confined for offenses against persons, while 39.2 percent were confined for offenses against property. This compares with the figures for all felons confined on June 30, 1978, which revealed that 4,140 felons (55.5 percent) were confined for offenses against persons and 33.5 percent were confined for offenses against property. Burglary (including Statutory) and Robbery (Unspecified) were the most frequent offenses with 17.7 percent and 12.1 percent respectively.

COURT COMMITTED FROM:

Virginia city courts committed 66.7 percent of the confined Virginia recidivists, while the county courts committed 33.3 percent. Richmond and Norfolk, as in the past, led in the city courts commitments with 21.4 percent and 10.7 percent of the total Virginia recidivist population, respectively. Fairfax and Henrico led the county courts with 3.3 percent and 2.4 percent respectively.

AGE:

The average age of the 1,968 Virginia recidivists confined on June 30, 1978, was 34 years. Over half (51.6 percent) were under the age of 32, while the most frequent age was 26 years with 115 occurrences or 5.8 percent.

INTELLIGENCE:

A review of the data on intelligence level reveals that 915 or 48.7 percent of the recidivists tested were classified in the normal range of intelligence, 15.1 percent were bright normal, 19.0 percent were dull normal, and 12.5 percent were borderline, moderately or severely retarded.

LENGTH OF SENTENCE:

Recidivists with prior Virginia sentences were most commonly serving a sentence of six years. The median sentence length was thirteen years and the average was seventeen years (excluding the 104 recidivists confined with life sentences).

FELON RECIDIVISTS (VIRGINIA AND/OR ELSEWHERE)
CONFINED IN THE VIRGINIA STATE CORRECTIONAL SYSTEM
ON JUNE 30, 1978

NUMBER CONFINED:

A total of 2,533 recidivists having served one or more prior felon sentences in Virginia and/or elsewhere were confined on June 30, 1978, representing 34.0 percent of the total felon population in the Virginia Correctional System. This percentage reflects an increase from fiscal 1977, when the overall recidivism rate was 32.8 percent.

RACE AND SEX:

The racial composition of the confined recidivists was 63.6 percent non-white and 36.4 percent white. The 1,610 non-white recidivists represented 35.4 percent of the total non-white population and the 923 white recidivists represented 31.7 percent of the total white population confined on June 30, 1978. Female recidivists constituted 2.8 percent of the total confined recidivists and 29.1 percent of the total female population.

PRIOR COMMITMENTS:

Over half (64.4 percent) of the recidivists had served only one previous felon sentence in Virginia and/or elsewhere, 22.5 percent had served two prior felon sentences, and 13.1 percent had served three or more prior felon sentences. There were 473 recidivists (18.7 percent) who had also served more than one misdemeanor sentence.

PAROLE OR PARDON STATUS:

An analysis of the confined recidivists shows that 434 (17.1 percent) were on parole at the time they committed their present offense, while 307 (12.1 percent) had been paroled from their last sentence but had been released from parole supervision before the new offense was committed.

OFFENSES:

Offenses against persons had been committed by 50.6 percent of the confined recidivists and 38.8 percent were confined for offenses against property. Recidivists confined for violation of narcotic drug laws numbered 187 or 7.4 percent, while 8.1 percent of the total felon population was confined for this offense. The offenses most frequently committed by the confined recidivists were Burglary (including Statutory) and Robbery (Unspecified), 433 or 17.1 percent and 324 or 12.8 percent respectively.

COURT COMMITTED FROM:

Virginia city courts committed 64.3 percent of the recidivists and the county courts committed 35.7 percent. Among the city courts, Richmond and Norfolk committed 495 and 262 respectively. Together, these two cities sentenced 29.9 percent of all recidivists and 46.5 percent of all city-committed repeaters. Of the county courts, Fairfax led in commitments with 108 (4.3 percent) recidivists.

AGE:

On the average, the 2,533 recidivists were five years older than the total confined population, displaying a mean age of 34 years (the mean age for all felons confined was 29 years). The most frequent age was 25 years (145 or 5.7 percent) and the median age was 31 years. The youngest recidivist in confinement was nineteen.


INTELLIGENCE:

Of all recidivists tested for intelligence, 48.4 percent were found to be within the normal range, 17.3 percent were bright normal, 17.3 percent were dull normal, and 11.6 percent were borderline, moderately or severely retarded.

LENGTH OF SENTENCE:

The average length of sentence, excluding the 143 life sentences, was seventeen years. A sentence length of five years (172 or 6.8 percent) occurred most often among the confined recidivists.

SECTION B



**Felons Committed
to the
Virginia State
Correctional System**

TABLE I
FELONS COMMITTED TO THE VIRGINIA STATE CORRECTIONAL SYSTEM
BY AGE GROUP ACCORDING TO RACE AND SEX
YEAR ENDED JUNE 30, 1978

AGE	WHITE			NON-WHITE			GRAND TOTAL
	MALE	FEMALE	TOTAL	MALE	FEMALE	TOTAL	
15	3	-	3	2	-	2	5
16	11	-	11	11	-	11	22
17	35	-	35	46	-	46	81
18	67	-	67	93	1	94	161
19	112	2	114	129	4	133	247
20	126	2	128	121	7	128	256
21	119	8	127	135	3	138	265
22	100	3	103	106	7	113	216
23	99	3	102	97	5	102	204
24	67	2	69	78	8	86	155
25	60	2	62	96	6	102	164
26	41	3	44	74	7	81	125
27	33	1	34	67	3	70	104
28	48	1	49	53	5	58	107
29	46	-	46	42	4	46	92
30	47	-	47	61	2	63	110
31	22	2	24	34	4	38	62
32	24	3	27	31	1	32	59
33	26	-	26	20	2	22	48
34	18	-	18	18	1	19	37
35	23	1	24	22	2	24	48
36	13	-	13	18	1	19	32
37	12	1	13	17	-	17	30
38	17	-	17	19	3	22	39
39	12	1	13	11	-	11	24
40	14	2	16	8	-	8	24
41	12	3	15	8	2	10	25
42	7	-	7	8	-	8	15
43	19	1	20	11	1	12	32
44	17	1	18	15	2	17	35
45	7	-	7	3	2	5	12
46	5	1	6	6	-	6	12
47	5	1	6	7	1	8	14
48	6	-	6	4	1	5	11
49	5	-	5	3	1	4	9
50	4	-	4	5	1	6	10
51	6	-	6	2	-	2	8
52	2	-	2	4	1	5	7
53	3	-	3	5	-	5	8
54	3	-	3	4	-	4	7
55	8	-	8	3	-	3	11
56	4	-	4	2	-	2	6
57	2	-	2	1	1	2	4
58	3	-	3	2	-	2	5
59	2	-	2	1	1	2	4
60	3	-	3	2	-	2	5
62	1	-	1	1	-	1	2
63	1	-	1	-	-	-	1
64	1	-	1	2	-	2	3
66	-	-	-	-	1	1	1
67	1	-	1	-	-	-	1
69	1	-	1	-	-	-	1
81	-	-	-	1	-	1	1
TOTAL	1,323	44	1,367	1,509	91	1,600	2,967

TABLE II
FELONS COMMITTED TO THE VIRGINIA STATE CORRECTIONAL SYSTEM
BY LOCATION OF COMMITTING COURT ACCORDING TO RACE AND SEX
YEAR ENDED JUNE 30, 1978

COMMITTING COURT	WHITE			NON-WHITE			GRAND TOTAL
	MALE	FEMALE	TOTAL	MALE	FEMALE	TOTAL	
COUNTIES							
ACCOMACK	6	1	7	17	1	18	25
ALBEMARLE	12	1	13	4	-	4	17
ALLEGHANY	1	-	1	-	-	-	1
AMELIA	1	-	1	2	-	2	3
AMHERST	14	-	14	3	-	3	17
APPOMATTOX	2	-	2	5	-	5	7
ARLINGTON	35	1	36	37	4	41	77
AUGUSTA	13	2	15	1	-	1	16
BATH	1	-	1	-	-	-	1
BEDFORD COUNTY	5	-	5	5	-	5	10
BLAND	1	-	1	-	-	-	1
BOTETOURT	3	-	3	-	-	-	3
BRUNSWICK	1	-	1	3	-	3	4
BUCHANAN	22	-	22	-	-	-	22
BUCKINGHAM	-	-	-	1	-	1	1
CAMPBELL	3	-	3	5	-	5	8
CAROLINE	3	-	3	5	-	5	8
CARROLL	7	1	8	2	-	2	10
CHARLES CITY	-	-	-	5	1	6	6
CHARLOTTE	-	-	-	3	-	3	3
CHESTERFIELD	16	1	17	15	-	15	32
CLARKE	4	-	4	1	-	1	5
CRAIG	-	-	-	-	-	-	-
CULPEPER	7	-	7	9	-	9	16
CUMBERLAND	2	-	2	4	-	4	6
DICKENSON	8	-	8	1	-	1	9
DINWIDDIE	1	-	1	6	1	7	8

TABLE II
FELONS COMMITTED TO THE VIRGINIA STATE CORRECTIONAL SYSTEM
BY LOCATION OF COMMITTING COURT ACCORDING TO RACE AND SEX
YEAR ENDED JUNE 30, 1978 (Continued)

COMMITTING COURT	WHITE			NON-WHITE			GRAND TOTAL
	MALE	FEMALE	TOTAL	MALE	FEMALE	TOTAL	
COUNTIES							
ESSEX	3	1	4	3	-	3	7
FAIRFAX COUNTY	105	5	110	48	4	52	162
FAUQUIER	3	-	3	2	-	2	5
FLOYD	2	-	2	-	-	-	2
FLUVANNA	3	1	4	1	-	1	5
FRANKLIN COUNTY	7	1	8	6	-	6	14
FREDERICK	10	1	11	1	-	1	12
GILES	8	1	9	-	-	-	9
GLOUCESTER	6	-	6	1	-	1	7
GOOCHLAND	1	-	1	1	-	1	2
GRAYSON	10	-	10	3	-	3	13
GREENE	1	-	1	-	1	1	2
GREENSVILLE	2	-	2	8	-	8	10
HALIFAX	7	-	7	4	-	4	11
HANOVER	11	-	11	6	-	6	17
HENRICO	26	1	27	37	2	39	66
HENRY	26	1	27	18	2	20	47
HIGHLAND	1	-	1	-	-	-	1
ISLE OF WIGHT	2	-	2	19	-	19	21
JAMES CITY	1	-	1	1	-	1	2
KING AND QUEEN	1	-	1	9	-	9	10
KING GEORGE	3	-	3	4	-	4	7
KING WILLIAM	3	-	3	3	-	3	6
LANCASTER	3	-	3	7	-	7	10
LEE	5	-	5	-	-	-	5
LOUDOUN	8	1	9	3	-	3	12
LOUISA	3	-	3	6	-	6	9

TABLE II
FELONS COMMITTED TO THE VIRGINIA STATE CORRECTIONAL SYSTEM
BY LOCATION OF COMMITTING COURT ACCORDING TO RACE AND SEX
YEAR ENDED JUNE 30, 1978 (Continued)

COMMITTING COURT	WHITE			NON-WHITE			GRAND TOTAL
	MALE	FEMALE	TOTAL	MALE	FEMALE	TOTAL	
COUNTIES							
LUNENBURG	1	-	1	1	-	1	2
MADISON	3	-	3	-	-	-	3
MATHEWS	3	1	4	-	-	-	4
MECKLENBURG	8	-	8	15	-	15	23
MIDDLESEX	-	-	-	1	-	1	1
MONTGOMERY	9	1	10	1	-	1	11
NANSEMOND	-	-	-	-	-	-	-
NELSON	3	-	3	-	-	-	3
NEW KENT	-	-	-	2	-	2	2
NORTHAMPTON	4	-	4	7	1	8	12
NORTHUMBERLAND	1	-	1	3	1	4	5
NOTTOWAY	7	-	7	13	-	13	20
ORANGE	9	-	9	8	-	8	17
PAGE	12	-	12	1	-	1	13
PATRICK	8	1	9	7	-	7	16
PITTSYLVANIA	10	-	10	10	-	10	20
POWHATAN	2	-	2	4	-	4	6
PRINCE EDWARD	1	-	1	2	-	2	3
PRINCE GEORGE	8	-	8	3	-	3	11
PRINCE WILLIAM	35	1	36	21	-	21	57
PULASKI	9	-	9	1	-	1	10
RAPPAHANNOCK	1	-	1	1	-	1	2
RICHMOND COUNTY	4	-	4	4	-	4	8
ROANOKE COUNTY	22	-	22	3	-	3	25
ROCKBRIDGE	7	1	8	3	-	3	11
ROCKINGHAM	28	1	29	5	1	6	35
RUSSELL	4	-	4	-	-	-	4

TABLE II
FELONS COMMITTED TO THE VIRGINIA STATE CORRECTIONAL SYSTEM
BY LOCATION OF COMMITTING COURT ACCORDING TO RACE AND SEX
YEAR ENDED JUNE 30, 1978 (Continued)

COMMITTING COURT	WHITE			NON-WHITE			GRAND TOTAL
	MALE	FEMALE	TOTAL	MALE	FEMALE	TOTAL	
COUNTIES							
SCOTT	2	-	2	-	-	-	2
SHENANDOAH	5	-	5	-	-	-	5
SMYTH	20	-	20	1	-	1	21
SOUTHAMPTON	2	-	2	8	4	12	14
SPOTSYLVANIA	6	-	6	5	-	5	11
STAFFORD	14	1	15	2	-	2	17
SURRY	-	-	-	2	-	2	2
SUSSEX	2	-	2	8	-	8	10
TAZEWELL	20	1	21	2	-	2	23
WARREN	8	-	8	2	-	2	10
WASHINGTON	22	-	22	1	-	1	23
WESTMORELAND	2	-	2	5	-	5	7
WISE	10	-	10	-	-	-	10
WYTHE	7	-	7	3	-	3	10
YORK	8	-	8	3	1	4	12
TOTAL COUNTIES	756	28	784	483	24	507	1,291
CITIES							
ALEXANDRIA	20	1	21	54	1	55	76
BEDFORD CITY	-	-	-	-	-	-	-
BRISTOL	5	-	5	2	-	2	7
BUENA VISTA	2	-	2	1	-	1	3
CHARLOTTESVILLE	19	1	20	28	1	29	49
CHESAPEAKE	34	2	36	32	5	37	73
CLIFTON FORGE	-	-	-	-	-	-	-
COLONIAL HEIGHTS	4	-	4	1	-	1	5
COVINGTON	-	-	-	-	-	-	-

TABLE II
FELONS COMMITTED TO THE VIRGINIA STATE CORRECTIONAL SYSTEM
BY LOCATION OF COMMITTING COURT ACCORDING TO RACE AND SEX
YEAR ENDED JUNE 30, 1978 (Continued)

COMMITTING COURT	WHITE			NON-WHITE			GRAND TOTAL
	MALE	FEMALE	TOTAL	MALE	FEMALE	TOTAL	
CITIES							
DANVILLE	17	-	17	31	2	33	50
EMPORIA	-	-	-	-	-	-	-
FAIRFAX CITY	1	-	1	3	-	3	4
FALLS CHURCH	-	-	-	-	-	-	-
FRANKLIN CITY	1	-	1	-	-	-	1
FREDERICKSBURG	8	-	8	8	-	8	16
GALAX	-	-	-	-	-	-	-
HAMPTON	39	1	40	42	3	45	85
HARRISONBURG	-	-	-	1	-	1	1
HOPEWELL	6	-	6	3	-	3	9
LEXINGTON	-	-	-	-	-	-	-
LYNCHBURG	33	1	34	32	1	33	67
MARTINSVILLE	13	-	13	18	2	20	33
NEWPORT NEWS	30	-	30	49	4	53	83
NORFOLK	83	1	84	197	12	209	293
NORTON	-	-	-	1	-	1	1
PETERSBURG	11	-	11	49	1	50	61
PORTSMOUTH	34	3	37	105	12	117	154
RADFORD	2	-	2	3	-	3	5
RICHMOND CITY	61	4	65	244	22	266	331
ROANOKE CITY	47	1	48	31	-	31	79
SALEM	12	-	12	8	-	8	20
SOUTH BOSTON	-	-	-	-	-	-	-
STAUNTON	11	-	11	9	1	10	21
SUFFOLK	4	-	4	34	-	34	38
VIRGINIA BEACH	39	1	40	26	-	26	66
WAYNESBORO	7	-	7	-	-	-	7

TABLE II
FELONS COMMITTED TO THE VIRGINIA STATE CORRECTIONAL SYSTEM
BY LOCATION OF COMMITTING COURT ACCORDING TO RACE AND SEX
YEAR ENDED JUNE 30, 1978 (Concluded)

COMMITTING COURT	WHITE			NON-WHITE			GRAND TOTAL
	MALE	FEMALE	TOTAL	MALE	FEMALE	TOTAL	
CITIES							
WILLIAMSBURG	14	-	14	8	-	8	22
WINCHESTER	9	-	9	5	-	5	14
TOTAL CITIES	566	16	582	1,025	67	1,092	1,674
OUT OF STATE	1	-	1	1	-	1	2
GRAND TOTAL	1,323	44	1,367	1,509	91	1,600	2,967

TABLE III
FELONS COMMITTED TO THE VIRGINIA STATE CORRECTIONAL SYSTEM
BY OFFENSE ACCORDING TO TERM OF SENTENCE *
YEAR ENDED JUNE 30, 1978

OFFENSE	UNDER 1 YR.	1 YEAR	2 YRS	3 YRS	4 YRS	5 YRS	6 YRS	7 YRS	8 YRS	9 YRS	10 YRS
OFFENSES AGAINST PERSONS											
MURDER, 1ST DEGREE	-	-	-	-	-	-	-	-	-	-	1
MURDER, 2ND DEGREE	-	-	2	2	2	6	3	1	4	2	8
MURDER, DEGREE NOT SPECIFIED	-	-	-	-	-	-	-	-	1	-	1
MURDER, ATTEMPTED	-	-	2	1	2	1	1	1	2	2	-
MANSLAUGHTER, VOLUNTARY	-	2	4	5	3	8	5	-	2	-	6
MANSLAUGHTER, INVOLUNTARY	-	1	4	3	3	6	-	1	1	1	-
MANSLAUGHTER, UNSPECIFIED	-	-	1	1	-	2	-	-	-	-	-
MANSLAUGHTER, ATTEMPTED	1	-	-	-	-	-	-	-	-	-	-
RAPE	1	2	4	2	4	19	4	3	5	-	6
RAPE, STATUTORY	-	1	1	-	-	2	-	-	-	-	1
RAPE, ATTEMPTED	-	-	1	3	1	2	1	1	1	-	2
ABDUCTION FOR PURPOSE OF RAPE	-	-	2	-	-	-	-	-	1	-	-
CARNAL KNOWLEDGE OF CHILD	-	-	-	1	-	2	-	-	-	-	-
ROBBERY, ARMED OR HIGHWAY	-	3	6	20	18	35	28	17	21	8	24
ROBBERY, UNSPECIFIED	-	4	6	17	13	39	16	13	14	2	17
ROBBERY, ATTEMPTED	-	1	5	3	6	3	5	1	1	-	1
ASSAULT, FELONIOUS	2	2	13	14	15	21	6	2	7	-	7
ASSAULT WITH INTENT TO MAIM	-	1	-	-	-	-	-	-	-	-	-
MAIMING	1	1	5	3	5	9	1	3	6	-	4
SHOOT INTO OCCUPIED DWELLING	-	1	5	1	2	1	1	1	-	-	-
SHOOTING INTO OCCUPIED VEHICLE	-	-	3	-	1	-	-	-	-	-	-
ABDUCTION	-	-	2	3	1	2	-	-	-	1	1
EXTORTION	-	1	1	-	-	1	-	-	-	-	-
TOTAL OFFENSES AGAINST PERSONS	5	20	67	79	76	159	71	44	66	16	79

TABLE III
FELONS COMMITTED TO THE VIRGINIA STATE CORRECTIONAL SYSTEM
BY OFFENSE ACCORDING TO TERM OF SENTENCE *
YEAR ENDED JUNE 30, 1978 (Continued)

11 YRS	12 YRS	13 YRS	14 YRS	15 YRS	16 YRS	17 YRS	18 YRS	19 YRS	20-24 YEARS	25-29 YEARS	30-39 YEARS	40-49 YEARS	OVER 49 YRS	LIFE	DEATH	TOTAL
-	1	-	-	1	1	-	1	-	6	2	9	5	6	17	-	50
2	2	-	2	10	4	-	-	-	14	-	2	2	-	1	-	69
-	1	-	-	-	-	-	-	-	2	1	7	5	5	7	1	31
-	-	-	-	-	1	-	-	2	-	-	-	-	-	1	-	16
-	-	-	-	-	-	-	-	-	-	-	-	-	-	-	-	35
-	-	-	-	-	-	-	-	-	-	-	-	-	-	-	-	20
-	-	-	-	-	-	-	-	-	-	-	-	-	-	-	-	4
-	-	-	-	-	-	-	-	-	-	-	-	-	-	-	-	1
2	3	-	2	6	1	1	-	-	4	2	9	9	11	6	-	106
-	-	-	-	-	-	-	-	-	-	-	-	-	-	-	-	5
-	1	-	-	1	-	-	-	-	-	-	2	1	-	-	-	17
-	-	-	-	-	-	-	-	-	-	1	-	-	-	-	-	4
-	-	-	-	-	-	-	-	-	-	-	-	-	-	-	-	3
6	14	5	5	9	8	2	2	2	24	6	7	5	3	-	-	278
5	10	3	5	12	8	2	2	-	15	9	1	3	1	1	-	218
-	1	1	-	1	-	-	-	-	-	-	-	-	-	-	-	29
-	6	-	-	3	2	-	-	1	5	1	1	-	-	1	-	109
-	-	-	-	-	-	-	-	-	-	-	-	-	-	-	-	1
-	1	2	1	2	-	1	-	-	2	-	-	-	1	-	-	48
-	-	-	-	-	-	-	-	-	1	-	-	-	-	-	-	13
-	-	-	-	-	-	-	-	-	-	-	-	-	-	-	-	4
-	-	-	-	2	1	-	1	1	1	1	-	1	-	1	-	19
-	-	-	-	-	-	-	-	-	-	-	-	-	-	-	-	3
15	40	11	15	47	26	6	6	6	74	23	38	31	27	35	1	1,083

TABLE III
FELONS COMMITTED TO THE VIRGINIA STATE CORRECTIONAL SYSTEM
BY OFFENSE ACCORDING TO TERM OF SENTENCE *
YEAR ENDED JUNE 30, 1978 (Continued)

OFFENSE	UNDER 1 YR.	1 YEAR	2 YRS	3 YRS	4 YRS	5 YRS	6 YRS	7 YRS	8 YRS	9 YRS	10 YRS
OFFENSES AGAINST PROPERTY											
BURGLARY	2	14	77	85	107	101	46	9	22	10	35
BURGLARY, ATTEMPTED	-	-	2	2	1	1	-	-	-	-	-
POSSESSION OF BURGLARY TOOLS	-	-	3	-	-	-	-	-	1	-	1
BREAK AND ENTER	-	7	21	15	20	18	14	4	11	3	6
BREAK AND ENTER, ATTEMPTED	-	-	1	-	-	-	-	-	-	-	-
LARCENY, GRAND (EXCEPT AUTO)	2	19	53	56	56	47	23	6	19	5	15
LARCENY, CERTAIN FARM ANIMALS	-	-	-	1	-	-	-	-	-	-	-
ATTEMPTED LARCENY	-	-	-	-	-	1	1	-	-	-	-
LARCENY, PETTY	1	5	9	3	-	-	-	-	-	-	-
SHOPLIFTING	-	-	1	1	-	-	-	-	-	-	-
LARCENY, UNSPECIFIED	-	2	1	1	-	-	1	-	-	-	-
POSSESSION OF STOLEN GOODS	-	8	9	8	2	6	3	1	1	1	-
LARCENY, THEFT OF AUTO	-	6	8	6	10	7	3	2	2	-	1
USE OF AUTO WITHOUT AUTHORITY	1	2	5	10	2	3	-	-	-	-	-
FRAUD & CREDIT CARD THEFT	-	3	5	3	1	1	-	-	1	-	-
BAD CHECKS	-	1	1	-	1	-	-	2	-	-	-
EMBEZZLEMENT	-	-	4	4	1	-	-	-	1	-	2
ARSON	-	-	2	5	4	8	1	-	1	2	2
FORGERY OF CHECKS, UTTERING	-	6	33	23	26	18	18	7	9	1	5
COUNTERFEITING, UTTERING	-	-	-	1	1	1	-	-	-	-	-
TOTAL OFFENSES AGAINST PROPERTY	6	73	235	224	232	212	110	31	68	22	67
OFFENSES AGAINST DECENCY, MORALITY, PEACE, AND GOOD ORDER											
SODOMY	-	1	3	3	2	6	-	-	-	-	3
PANDERING AND SOLICITING	-	1	-	1	-	-	-	-	-	-	-
ADULTERY	-	-	-	1	-	1	-	-	-	-	-
INCEST	-	-	-	-	-	2	-	-	-	-	-

TABLE III
FELONS COMMITTED TO THE VIRGINIA STATE CORRECTIONAL SYSTEM
BY OFFENSE ACCORDING TO TERM OF SENTENCE *
YEAR ENDED JUNE 30, 1978 (Continued)

11 YRS	12 YRS	13 YRS	14 YRS	15 YRS	16 YRS	17 YRS	18 YRS	19 YRS	20-24 YEARS	25-29 YEARS	30-39 YEARS	40-49 YEARS	OVER 49 YRS	LIFE	DEATH	TOTAL
6	9	2	1	3	3	4	1	2	4	4	2	-	1	2	-	552
-	-	-	-	-	-	-	-	-	-	-	-	-	-	-	-	6
-	-	-	-	-	-	-	-	-	-	-	-	-	-	-	-	5
1	5	1	1	-	1	-	-	-	2	-	1	-	-	-	-	131
-	-	-	-	-	-	-	-	-	-	-	-	-	-	-	-	1
4	3	1	-	3	1	-	1	2	3	3	2	2	-	-	-	326
-	-	-	-	-	-	-	-	-	-	-	-	-	-	-	-	1
-	-	-	-	-	-	-	-	-	-	-	-	-	-	-	-	2
-	-	-	-	-	-	-	-	-	-	-	-	-	-	-	-	18
-	-	-	-	-	-	-	-	-	-	-	-	-	-	-	-	2
-	-	-	-	-	-	-	-	-	-	-	-	-	-	-	-	5
-	1	-	-	-	-	-	-	-	-	-	-	-	-	-	-	40
-	-	1	-	-	-	-	-	-	-	-	-	-	-	-	-	46
-	-	-	-	-	-	-	-	-	-	-	-	-	-	-	-	23
-	1	-	-	-	-	-	-	-	-	-	-	-	-	-	-	15
-	-	-	-	-	-	-	-	-	-	-	-	-	-	-	-	5
-	-	-	-	-	-	-	-	-	-	-	-	-	-	-	-	12
-	-	-	-	-	-	-	-	-	2	-	-	-	-	-	-	27
1	1	-	1	-	-	-	-	-	1	1	-	-	-	-	-	151
-	-	-	-	-	-	-	-	-	-	-	-	-	-	-	-	3
12	20	5	3	6	5	4	2	4	12	8	5	2	1	2	-	1,371
-	-	-	-	-	-	-	-	-	-	1	-	-	-	-	-	19
-	-	-	-	-	-	-	-	-	-	-	-	-	-	-	-	2
-	-	-	-	-	-	-	-	-	-	-	-	-	-	-	-	2
-	-	-	-	-	-	-	-	-	-	-	-	-	-	-	-	2

TABLE III
FELONS COMMITTED TO THE VIRGINIA STATE CORRECTIONAL SYSTEM
BY OFFENSE ACCORDING TO TERM OF SENTENCE *
YEAR ENDED JUNE 30, 1978 (Continued)

OFFENSE	UNDER 1 YR.	1 YEAR	2 YRS	3 YRS	4 YRS	5 YRS	6 YRS	7 YRS	8 YRS	9 YRS	10 YRS
OFFENSES AGAINST DECENCY, MORALITY, PEACE, AND GOOD ORDER											
MOLESTING; INDECENT LIBERTIES	-	-	5	2	1	-	-	-	-	-	-
INDECENT EXPOSURE	-	-	-	1	-	-	-	-	-	-	-
BIGAMY	-	-	-	1	-	-	-	-	-	-	-
CONTRIBUTE TO DELINQ. OF CHILD	-	-	-	-	-	1	-	-	-	-	-
FALSE PUBLIC ALARM (NOT FIRE)	-	-	1	2	-	-	-	-	-	-	-
DISCHARGE FIRE ARMS, EXPLOSIVE	-	1	-	-	-	-	-	-	-	-	-
CARRYING CONCEALED WEAPONS	-	1	-	-	-	-	-	-	-	-	-
VIOLATING WEAPONS LAWS	-	2	-	-	-	-	-	-	-	-	-
POSSESSION OF FIRE ARMS	-	-	-	-	1	-	-	-	-	-	-
TOTAL OFFENSES AGAINST DECENCY MORALITY, PEACE, AND GOOD ORDER	-	6	9	11	4	10	-	-	-	-	3
OFFENSES AGAINST PUBLIC JUSTICE AND ADMINISTRATION											
CONSPIRACY TO COMMIT A CRIME	-	-	-	-	-	-	-	-	-	-	-
BRIBERY & ATTEMPTED BRIBERY	-	-	-	-	-	-	-	1	-	-	-
ESCAPE - ATTEMPTED ESCAPE	-	-	2	-	-	-	-	-	1	-	-
AIDING AN ESCAPE	-	1	-	-	-	-	-	-	-	-	-
TOTAL OFFENSES AGAINST PUBLIC JUSTICE AND ADMINISTRATION	-	1	2	-	-	-	-	1	1	-	-
VIOLATIONS OF TRAFFIC AND VEHICLE LAWS											
DRIVING - INFLUENCE OF ALCOHOL	-	1	-	-	-	-	-	-	-	-	-
HIT AND RUN	-	3	3	-	1	1	-	1	-	-	-
AUTO LICENSE LAWS	-	1	-	-	-	-	-	-	-	-	-
HABITUAL OFFENDER	3	105	23	9	-	2	1	-	1	-	-
TOTAL VIOLATIONS OF TRAFFIC AND VEHICLE LAWS	3	110	26	9	1	3	1	1	1	-	-

TABLE III
FELONS COMMITTED TO THE VIRGINIA STATE CORRECTIONAL SYSTEM
BY OFFENSE ACCORDING TO TERM OF SENTENCE *
YEAR ENDED JUNE 30, 1978 (Continued)

11 YRS	12 YRS	13 YRS	14 YRS	15 YRS	16 YRS	17 YRS	18 YRS	19 YRS	20-24 YEARS	25-29 YEARS	30-39 YEARS	40-49 YEARS	OVER 49 YRS	LIFE	DEATH	TOTAL
-	-	-	-	1	-	-	-	-	-	-	-	-	-	-	-	9
-	-	-	-	-	-	-	-	-	-	-	-	-	-	-	-	1
-	-	-	-	-	-	-	-	-	-	-	-	-	-	-	-	1
-	-	-	-	-	-	-	-	-	-	-	-	-	-	-	-	1
-	-	-	-	-	-	-	-	-	-	-	-	-	-	-	-	3
-	-	-	-	-	-	-	-	-	-	-	-	-	-	-	-	1
-	-	-	-	-	-	-	-	-	-	-	-	-	-	-	-	1
-	-	-	-	-	-	-	-	-	-	-	-	-	-	-	-	2
-	-	-	-	-	-	-	-	-	-	-	-	-	-	-	-	1
-	-	-	-	1	-	-	-	-	-	1	-	-	-	-	-	45
-	-	-	-	1	-	-	-	-	-	-	-	-	-	-	-	1
-	-	-	-	-	-	-	-	-	-	-	-	-	-	-	-	1
-	-	-	-	-	-	-	-	-	-	-	-	-	-	-	-	3
-	-	-	-	-	-	-	-	-	-	-	-	-	-	-	-	1
-	-	-	-	1	-	-	-	-	-	-	-	-	-	-	-	6
-	-	-	-	-	-	-	-	-	-	-	-	-	-	-	-	1
-	-	-	-	-	-	-	-	-	-	-	-	-	-	-	-	9
-	-	-	-	-	-	-	-	-	-	-	-	-	-	-	-	1
1	-	-	-	-	-	-	-	-	-	-	-	-	-	1	-	146
1	-	-	-	-	-	-	-	-	-	-	-	-	-	1	-	157

TABLE III
FELONS COMMITTED TO THE VIRGINIA STATE CORRECTIONAL SYSTEM
BY OFFENSE ACCORDING TO TERM OF SENTENCE *
YEAR ENDED JUNE 30, 1978 (Continued)

OFFENSE	UNDER 1 YR.	1 YEAR	2 YRS	3 YRS	4 YRS	5 YRS	6 YRS	7 YRS	8 YRS	9 YRS	10 YRS
OFFENSES AGAINST PUBLIC POLICY, ECONOMY, AND HEALTH											
VIOLATION OF NARCOTICS LAWS	2	16	38	31	33	82	27	4	10	1	20
VIOLATION OF QUARANTINE LAWS	-	1	-	-	-	-	-	-	-	-	-
TOTAL OFFENSES AGAINST PUBLIC POLICY, ECONOMY, AND HEALTH	2	17	38	31	33	82	27	4	10	1	20
GRAND TOTAL	16	227	377	354	346	466	209	81	146	39	169

* Sentences are shown to the nearest year, with six months or more being rounded up.

Each inmate is categorized by his most serious offense. All of the sentences received by an inmate are accumulated under just one offense category and may therefore actually reflect several different offenses.

TABLE III
FELONS COMMITTED TO THE VIRGINIA STATE CORRECTIONAL SYSTEM
BY OFFENSE ACCORDING TO TERM OF SENTENCE
YEAR ENDED JUNE 30, 1978 (Concluded)

11 YRS	12 YRS	13 YRS	14 YRS	15 YRS	16 YRS	17 YRS	18 YRS	19 YRS	20-24 YEARS	25-29 YEARS	30-39 YEARS	40-49 YEARS	OVER 49 YRS	LIFE	DEATH	TOTAL
3	6	-	-	7	-	-	2	1	8	3	4	5	1	-	-	304
-	-	-	-	-	-	-	-	-	-	-	-	-	-	-	-	1
3	6	-	-	7	-	-	2	1	8	3	4	5	1	-	-	305
31	66	16	18	62	31	10	10	11	94	35	47	38	29	38	1	2,967

TABLE IV
FELONS COMMITTED TO THE VIRGINIA STATE CORRECTIONAL SYSTEM
BY SENTENCE ACCORDING TO RACE AND SEX
YEAR ENDED JUNE 30, 1978

SENTENCE *	WHITE			NON-WHITE			GRAND TOTAL
	MALE	FEMALE	TOTAL	MALE	FEMALE	TOTAL	
UNDER ONE YEAR	4	1	5	8	3	11	16
1 YEAR	129	6	135	83	9	92	227
2 YEARS	189	10	199	156	22	178	377
3 YEARS	189	7	196	144	14	158	354
4 YEARS	134	4	138	196	12	208	346
5 YEARS	235	7	242	214	10	224	466
6 YEARS	79	3	82	120	7	127	209
7 YEARS	29	1	30	48	3	51	81
8 YEARS	61	-	61	81	4	85	146
9 YEARS	13	-	13	26	-	26	39
10 YEARS	74	3	77	90	2	92	169
11 YEARS	9	-	9	21	1	22	31
12 YEARS	35	1	36	30	-	30	66
13 YEARS	4	-	4	12	-	12	16
14 YEARS	6	-	6	12	-	12	18
15 YEARS	17	-	17	43	2	45	62
16 YEARS	12	-	12	19	-	19	31
17 YEARS	2	-	2	8	-	8	10
18 YEARS	5	-	5	5	-	5	10
19 YEARS	5	-	5	6	-	6	11
20 YEARS	23	-	23	36	2	38	61
21 YEARS	6	1	7	10	-	10	17
22 YEARS	-	-	-	9	-	9	9
23 YEARS	2	-	2	2	-	2	4
24 YEARS	1	-	1	2	-	2	3
25 YEARS	5	-	5	10	-	10	15
26 YEARS	1	-	1	9	-	9	10
27 YEARS	3	-	3	1	-	1	4
28 YEARS	2	-	2	3	-	3	5
29 YEARS	-	-	-	1	-	1	1
30 YEARS	1	-	1	15	-	15	16
31 YEARS	3	-	3	6	-	6	9
32 YEARS	2	-	2	4	-	4	6
33 YEARS	1	-	1	-	-	-	1
34 YEARS	1	-	1	1	-	1	2
35 YEARS	3	-	3	4	-	4	7
36 YEARS	-	-	-	4	-	4	4
37 YEARS	1	-	1	-	-	-	1
38 YEARS	-	-	-	1	-	1	1
40 YEARS	10	-	10	10	-	10	20
41 YEARS	-	-	-	4	-	4	4
42 YEARS	2	-	2	-	-	-	2
43 YEARS	1	-	1	2	-	2	3
44 YEARS	-	-	-	1	-	1	1
45 YEARS	2	-	2	1	-	1	3
47 YEARS	-	-	-	2	-	2	2
48 YEARS	-	-	-	2	-	2	2
49 YEARS	-	-	-	1	-	1	1
50 YEARS	3	-	3	5	-	5	8
51 YEARS	-	-	-	1	-	1	1
54 YEARS	-	-	-	2	-	2	2
60 YEARS	-	-	-	1	-	1	1
61 YEARS	-	-	-	2	-	2	2
64 YEARS	-	-	-	1	-	1	1
65 YEARS	-	-	-	3	-	3	3
70 YEARS	-	-	-	1	-	1	1

TABLE IV
FELONS COMMITTED TO THE VIRGINIA STATE CORRECTIONAL SYSTEM
BY SENTENCE ACCORDING TO RACE AND SEX
YEAR ENDED JUNE 30, 1978 (Continued)

SENTENCE *	WHITE			NON-WHITE			GRAND TOTAL
	MALE	FEMALE	TOTAL	MALE	FEMALE	TOTAL	
71 YEARS	-	-	-	1	-	1	1
74 YEARS	1	-	1	-	-	-	1
80 YEARS	1	-	1	2	-	2	3
81 YEARS	-	-	-	1	-	1	1
85 YEARS	-	-	-	1	-	1	1
99 YEARS AND ABOVE	1	-	1	2	-	2	3
LIFE	16	-	16	22	-	22	38
DEATH	-	-	-	1	-	1	1
GRAND TOTAL	1,323	44	1,367	1,509	91	1,600	2,967

* Sentences are shown to the nearest year, with six months or more being rounded up.

TABLE V
FELONS COMMITTED TO THE VIRGINIA STATE CORRECTIONAL SYSTEM
BY OFFENSE ACCORDING TO RACE AND SEX
YEAR ENDED JUNE 30, 1978

OFFENSE	WHITE			NON-WHITE			GRAND TOTAL
	MALE	FEMALE	TOTAL	MALE	FEMALE	TOTAL	
OFFENSES AGAINST PERSONS							
MURDER, 1ST DEGREE	18	-	18	32	-	32	50
MURDER, 2ND DEGREE	26	2	28	37	4	41	69
MURDER, DEGREE NOT SPECIFIED	8	1	9	22	-	22	31
MURDER, ATTEMPTED	2	1	3	13	-	13	16
MANSLAUGHTER, VOLUNTARY	13	2	15	16	4	20	35
MANSLAUGHTER, INVOLUNTARY	9	-	9	11	-	11	20
MANSLAUGHTER, UNSPECIFIED	2	-	2	2	-	2	4
MANSLAUGHTER, ATTEMPTED	1	-	1	-	-	-	1
RAPE	36	-	36	70	-	70	106
RAPE, STATUTORY	3	-	3	2	-	2	5
RAPE, ATTEMPTED	8	-	8	9	-	9	17
ABDUCTION FOR PURPOSE OF RAPE	3	-	3	1	-	1	4
CARNAL KNOWLEDGE OF CHILD	3	-	3	-	-	-	3
ROBBERY, ARMED OR HIGHWAY	93	-	93	183	2	185	278
ROBBERY, UNSPECIFIED	65	1	66	149	3	152	218
ROBBERY, ATTEMPTED	9	-	9	20	-	20	29
ASSAULT, FELONIOUS	42	1	43	65	1	66	109
ASSAULT WITH INTENT TO MAIM	1	-	1	-	-	-	1
MAIMING	9	-	9	35	4	39	48
SHOOT INTO OCCUPIED DWELLING	8	-	8	4	1	5	13
SHOOTING INTO OCCUPIED VEHICLE	4	-	4	-	-	-	4
ABDUCTION	10	-	10	9	-	9	19
EXTORTION	2	-	2	1	-	1	3
TOTAL OFFENSES AGAINST PERSONS	375	8	383	681	19	700	1,083

TABLE V
FELONS COMMITTED TO THE VIRGINIA STATE CORRECTIONAL SYSTEM
BY OFFENSE ACCORDING TO RACE AND SEX
YEAR ENDED JUNE 30, 1978 (Continued)

OFFENSE	WHITE			NON-WHITE			GRAND TOTAL
	MALE	FEMALE	TOTAL	MALE	FEMALE	TOTAL	
OFFENSES AGAINST PROPERTY							
BURGLARY	287	4	291	260	1	261	552
BURGLARY, ATTEMPTED	3	-	3	3	-	3	6
POSSESSION OF BURGLARY TOOLS	3	-	3	2	-	2	5
BREAK AND ENTER	79	2	81	50	-	50	131
BREAK AND ENTER, ATTEMPTED	1	-	1	-	-	-	1
LARCENY, GRAND (EXCEPT AUTO)	147	5	152	160	14	174	326
LARCENY, CERTAIN FARM ANIMALS	1	-	1	-	-	-	1
ATTEMPTED LARCENY	1	-	1	1	-	1	2
LARCENY, PETTY	1	3	4	12	2	14	18
SHOPLIFTING	-	-	-	1	1	2	2
LARCENY, UNSPECIFIED	3	-	3	2	-	2	5
POSSESSION OF STOLEN GOODS	6	-	6	28	6	34	40
LARCENY, THEFT OF AUTO	26	1	27	19	-	19	46
USE OF AUTO WITHOUT AUTHORITY	15	-	15	8	-	8	23
FRAUD & CREDIT CARD THEFT	5	1	6	3	6	9	15
BAD CHECKS	5	-	5	-	-	-	5
EMBEZZLEMENT	7	2	9	1	2	3	12
ARSON	17	1	18	7	2	9	27
FORGERY OF CHECKS, UTTERING	59	6	65	65	21	86	151
COUNTERFEITING, UTTERING	1	-	1	2	-	2	3
TOTAL OFFENSES AGAINST PROPERTY	667	25	692	624	55	679	1,371
OFFENSES AGAINST DECENCY, MORALITY, PEACE, AND GOOD ORDER							
SODOMY	11	-	11	8	-	8	19
PANDERING AND SOLICITING	1	-	1	1	-	1	2
ADULTERY	1	-	1	1	-	1	2
INCEST	1	-	1	1	-	1	2

TABLE V
FELONS COMMITTED TO THE VIRGINIA STATE CORRECTIONAL SYSTEM
BY OFFENSE ACCORDING TO RACE AND SEX
YEAR ENDED JUNE 30, 1978 (Continued)

OFFENSE	WHITE			NON-WHITE			GRAND TOTAL
	MALE	FEMALE	TOTAL	MALE	FEMALE	TOTAL	
OFFENSES AGAINST DECENCY, MORALITY, PEACE, AND GOOD ORDER							
MOLESTING; INDECENT LIBERTIES	9	-	9	-	-	-	9
INDECENT EXPOSURE	1	-	1	-	-	-	1
BIGAMY	-	-	-	1	-	1	1
CONTRIBUTE TO DELINQ. OF CHILD	1	-	1	-	-	-	1
FALSE PUBLIC ALARM (NOT FIRE)	1	-	1	2	-	2	3
DISCHARGE FIRE ARMS, EXPLOSIVE	-	-	-	1	-	1	1
CARRYING CONCEALED WEAPONS	-	-	-	-	1	1	1
VIOLATING WEAPONS LAWS	-	-	-	2	-	2	2
POSSESSION OF FIRE ARMS	1	-	1	-	-	-	1
TOTAL OFFENSES AGAINST DECENCY MORALITY, PEACE, AND GOOD ORDER	27	-	27	17	1	18	45
OFFENSES AGAINST PUBLIC JUSTICE AND ADMINISTRATION							
CONSPIRACY TO COMMIT A CRIME	-	-	-	1	-	1	1
BRIBERY & ATTEMPTED BRIBERY	-	-	-	1	-	1	1
ESCAPE - ATTEMPTED ESCAPE	2	-	2	1	-	1	3
AIDING AN ESCAPE	-	1	1	-	-	-	1
TOTAL OFFENSES AGAINST PUBLIC JUSTICE AND ADMINISTRATION	2	1	3	3	-	3	6
VIOLATIONS OF TRAFFIC AND VEHICLE LAWS							
DRIVING - INFLUENCE OF ALCOHOL	-	-	-	1	-	1	1
HIT AND RUN	6	-	6	3	-	3	9
AUTO LICENSE LAWS	-	-	-	1	-	1	1
HABITUAL OFFENDER	99	-	99	46	1	47	146
TOTAL VIOLATIONS OF TRAFFIC AND VEHICLE LAWS	105	-	105	51	1	52	157

TABLE V
FELONS COMMITTED TO THE VIRGINIA STATE CORRECTIONAL SYSTEM
BY OFFENSE ACCORDING TO RACE AND SEX
YEAR ENDED JUNE 30, 1978 (Concluded)

OFFENSE	WHITE			NON-WHITE			GRAND TOTAL
	MALE	FEMALE	TOTAL	MALE	FEMALE	TOTAL	
OFFENSES AGAINST PUBLIC POLICY, ECONOMY, AND HEALTH							
VIOLATION OF NARCOTICS LAWS	146	10	156	133	15	148	304
VIOLATION OF QUARANTINE LAWS	1	-	1	-	-	-	1
TOTAL OFFENSES AGAINST PUBLIC POLICY, ECONOMY, AND HEALTH	147	10	157	133	15	148	305
GRAND TOTAL	1,323	44	1,367	1,509	91	1,600	2,967

TABLE VI
FELONS COMMITTED TO THE VIRGINIA STATE CORRECTIONAL SYSTEM
BY MILITARY SERVICE ACCORDING TO RACE AND SEX
YEAR ENDED JUNE 30, 1978

MILITARY SERVICE	WHITE			NON-WHITE			GRAND TOTAL
	MALE	FEMALE	TOTAL	MALE	FEMALE	TOTAL	
NO MILITARY SERVICE	908	43	951	1,193	91	1,284	2,235
HONORABLE DISCHARGE	194	1	195	157	-	157	352
MEDICAL DISCHARGE	23	-	23	21	-	21	44
GENERAL DISCHARGE	76	-	76	47	-	47	123
UNDESIRABLE DISCHARGE	69	-	69	50	-	50	119
BAD CONDUCT DISCHARGE	10	-	10	4	-	4	14
DISHONORABLE DISCHARGE	9	-	9	5	-	5	14
MEMBER OF ARMED FORCES AT TIME OF OFFENSE	23	-	23	21	-	21	44
INFORMATION NOT AVAILABLE	11	-	11	11	-	11	22
GRAND TOTAL	1,323	44	1,367	1,509	91	1,600	2,967

TABLE VII
FELONS COMMITTED TO THE VIRGINIA STATE CORRECTIONAL SYSTEM
BY PAROLE OR PARDON STATUS ACCORDING TO RACE AND SEX
YEAR ENDED JUNE 30, 1978

PAROLE OR PARDON STATUS AT COMMITMENT	WHITE			NON-WHITE			GRAND TOTAL
	MALE	FEMALE	TOTAL	MALE	FEMALE	TOTAL	
ON PAROLE	24	1	25	35	1	36	61
ON CONDITIONAL PARDON	-	-	-	-	-	-	-
DISCHARGED FROM PAROLE	23	1	24	43	-	43	67
DISCHARGED FROM COND. PARDON	-	-	-	-	-	-	-
NONE OF THE ABOVE	1,276	42	1,318	1,431	90	1,521	2,839
GRAND TOTAL	1,323	44	1,367	1,509	91	1,600	2,967

TABLE VIII
FELONS COMMITTED TO THE VIRGINIA STATE CORRECTIONAL SYSTEM
BY RELIGIOUS PREFERENCE ACCORDING TO RACE AND SEX
YEAR ENDED JUNE 30, 1978

RELIGIOUS PREFERENCE	WHITE			NON-WHITE			GRAND TOTAL
	MALE	FEMALE	TOTAL	MALE	FEMALE	TOTAL	
PROTESTANT	797	28	825	991	77	1,068	1,893
CATHOLIC	106	3	109	43	3	46	155
HEBREW	4	-	4	1	-	1	5
MOSLEM	1	-	1	7	-	7	8
MUSLIM	4	-	4	58	2	60	64
OTHER	24	2	26	16	-	16	42
NO PREFERENCE	366	10	376	375	9	384	760
INFORMATION NOT AVAILABLE	21	1	22	18	-	18	40
GRAND TOTAL	1,323	44	1,367	1,509	91	1,600	2,967

TABLE IX
FELONS COMMITTED TO THE VIRGINIA STATE CORRECTIONAL SYSTEM
BY TESTED EDUCATIONAL LEVEL AT COMMITMENT ACCORDING TO RACE AND SEX
YEAR ENDED JUNE 30, 1978

EDUCATION	WHITE			NON-WHITE			GRAND TOTAL
	MALE	FEMALE	TOTAL	MALE	FEMALE	TOTAL	
ILLITERATE - BEGINNER (0.0 - 4.9)	171	3	174	385	18	403	577
INTERMEDIATE (5.0 - 8.9)	824	23	847	837	58	895	1,742
ADVANCED (9.0 - 11.9)	196	16	212	60	10	70	282
HIGH SCHOOL AND ABOVE (12.0 AND ABOVE)	36	1	37	3	-	3	40
NOT TESTED	96	1	97	224	5	229	326
GRAND TOTAL	1,323	44	1,367	1,509	91	1,600	2,967

TABLE X
FELONS COMMITTED TO THE VIRGINIA STATE CORRECTIONAL SYSTEM
BY INTELLIGENCE ACCORDING TO RACE AND SEX
YEAR ENDED JUNE 30, 1978

INTELLIGENCE	WHITE			NON-WHITE			GRAND TOTAL
	MALE	FEMALE	TOTAL	MALE	FEMALE	TOTAL	
SEVERELY RETARDED	1	-	1	7	-	7	8
MODERATELY RETARDED	13	-	13	76	8	84	97
BORDERLINE	78	2	80	226	23	249	329
DULL NORMAL	115	13	128	256	30	286	414
NORMAL	627	24	651	672	22	694	1,345
BRIGHT NORMAL	309	1	310	156	3	159	469
SUPERIOR	110	2	112	22	-	22	134
NOT TESTED	70	2	72	94	5	99	171
GRAND TOTAL	1,323	44	1,367	1,509	91	1,600	2,967

TABLE XI
FELONS COMMITTED TO THE VIRGINIA STATE CORRECTIONAL SYSTEM
BY STATUS OF PARENTS ACCORDING TO RACE AND SEX
YEAR ENDED JUNE 30, 1978

STATUS OF PARENTS	WHITE			NON-WHITE			GRAND TOTAL
	MALE	FEMALE	TOTAL	MALE	FEMALE	TOTAL	
LIVING TOGETHER	524	12	536	416	16	432	968
SEPARATED	85	3	88	250	14	264	352
DIVORCED	286	6	292	155	8	163	455
NOT MARRIED	33	1	34	172	9	181	215
ONE PARENT DECEASED	293	16	309	411	30	441	750
BOTH PARENTS DECEASED	91	4	95	93	14	107	202
INFORMATION NOT AVAILABLE	11	2	13	12	-	12	25
GRAND TOTAL	1,323	44	1,367	1,509	91	1,600	2,967

TABLE XII
FELONS COMMITTED TO THE VIRGINIA STATE CORRECTIONAL SYSTEM
BY MARITAL STATUS ACCORDING TO RACE AND SEX
YEAR ENDED JUNE 30, 1978

MARITAL STATUS	WHITE			NON-WHITE			GRAND TOTAL
	MALE	FEMALE	TOTAL	MALE	FEMALE	TOTAL	
SINGLE	692	12	704	1,048	42	1,090	1,794
MARRIED	367	10	377	283	18	301	678
SEPARATED	101	8	109	91	16	107	216
DIVORCED	142	11	153	75	10	85	238
WIDOWED	19	3	22	12	5	17	39
INFORMATION NOT AVAILABLE	2	-	2	-	-	-	2
GRAND TOTAL	1,323	44	1,367	1,509	91	1,600	2,967


TABLE XIII
FELONS COMMITTED TO THE VIRGINIA STATE CORRECTIONAL SYSTEM
BY JUVENILE RECORD ACCORDING TO RACE AND SEX
YEAR ENDED JUNE 30, 1978

JUVENILE RECORD	WHITE			NON-WHITE			GRAND TOTAL
	MALE	FEMALE	TOTAL	MALE	FEMALE	TOTAL	
NO PREVIOUS JUVENILE RECORD	676	41	717	747	67	814	1,531
YES, OTHER THAN STATE WARD	334	2	336	356	8	364	700
STATE WARD, TRAINING SCHOOL	243	1	244	354	10	364	608
STATE WARD, OTHER	34	-	34	29	2	31	65
INFORMATION NOT AVAILABLE	36	-	36	23	4	27	63
GRAND TOTAL	1,323	44	1,367	1,509	91	1,600	2,967

TABLE XIV
FELONS COMMITTED TO THE VIRGINIA STATE CORRECTIONAL SYSTEM
BY DRUG AND ALCOHOL HABITS ACCORDING TO RACE AND SEX
YEAR ENDED JUNE 30, 1978

DRUG AND ALCOHOL HABITS	WHITE			NON-WHITE			GRAND TOTAL
	MALE	FEMALE	TOTAL	MALE	FEMALE	TOTAL	
HEAVY ALCOHOL USER	291	4	295	221	8	229	524
OCCASIONAL ALCOHOL USER	129	4	133	158	11	169	302
NO RECORD OF ALCOHOL OR DRUGS	109	20	129	194	27	221	350
DRUG USER	101	7	108	241	26	267	375
DRUG & HEAVY ALCOHOL USER	470	5	475	328	11	339	814
DRUG & OCCASIONAL ALCOHOL USER	194	3	197	326	5	331	528
INFORMATION NOT AVAILABLE	29	1	30	41	3	44	74
GRAND TOTAL	1,323	44	1,367	1,509	91	1,600	2,967

SECTION C



**Felons Confined
in the
Virginia State
Correctional System**

TABLE I
FELONS CONFINED IN THE VIRGINIA STATE CORRECTIONAL SYSTEM
BY AGE GROUP ACCORDING TO RACE AND SEX
YEAR ENDED JUNE 30, 1978

AGE	WHITE			NON-WHITE			GRAND TOTAL
	MALE	FEMALE	TOTAL	MALE	FEMALE	TOTAL	
16	12	1	13	8	-	8	21
17	17	-	17	44	1	45	62
18	60	-	60	79	1	80	140
19	111	1	112	172	3	175	287
20	184	2	186	233	7	240	426
21	195	8	203	265	8	273	476
22	189	5	194	265	11	276	470
23	193	4	197	307	11	318	515
24	184	9	193	284	8	292	485
25	165	5	170	308	10	318	488
26	129	5	134	262	18	280	414
27	122	3	125	235	11	246	371
28	105	3	108	235	11	246	354
29	105	2	107	196	5	201	308
30	95	3	98	193	5	198	296
31	87	5	92	179	2	181	273
32	68	1	69	119	4	123	192
33	82	4	86	105	2	107	193
34	79	1	80	86	8	94	174
35	55	2	57	80	-	80	137
36	47	1	48	76	6	82	130
37	48	3	51	69	1	70	121
38	37	1	38	72	4	76	114
39	39	1	40	51	-	51	91
40	33	-	33	41	1	42	75
41	31	5	36	30	4	34	70
42	36	-	36	46	1	47	83
43	34	2	36	34	-	34	70
44	28	-	28	32	4	36	64
45	29	-	29	31	2	33	62
46	19	1	20	27	1	28	48
47	17	-	17	26	-	26	43
48	26	1	27	14	-	14	41
49	15	-	15	17	2	19	34
50	19	-	19	18	-	18	37
51	13	1	14	18	-	18	32
52	16	2	18	12	1	13	31
53	10	-	10	13	1	14	24
54	19	-	19	17	1	18	37
55	11	1	12	13	-	13	25
56	14	-	14	14	-	14	28
57	7	1	8	9	-	9	17
58	2	-	2	13	1	14	16
59	6	-	6	9	1	10	16
60	6	-	6	5	1	6	12
61	5	-	5	4	-	4	9
62	4	-	4	5	-	5	9
63	2	-	2	-	-	-	2
64	2	-	2	4	-	4	6
65	1	-	1	5	-	5	6
66	1	-	1	2	-	2	3
67	3	-	3	1	1	2	5
68	-	-	-	1	-	1	1
69	3	-	3	-	-	-	3
70	1	-	1	-	-	-	1
71	-	-	-	1	-	1	1
72	1	-	1	-	-	-	1
73	-	1	1	3	-	3	4
75	2	-	2	-	-	-	2
77	-	-	-	1	-	1	1
78	-	-	-	1	-	1	1
81	-	-	-	1	-	1	1
TOTAL	2,824	85	2,909	4,391	159	4,550	7,459

TABLE II
FELONS CONFINED IN THE VIRGINIA STATE CORRECTIONAL SYSTEM
BY LOCATION OF COMMITTING COURT ACCORDING TO RACE AND SEX
YEAR ENDED JUNE 30, 1978

COMMITTING COURT	WHITE			NON-WHITE			GRAND TOTAL
	MALE	FEMALE	TOTAL	MALE	FEMALE	TOTAL	
COUNTIES							
ACCUMACK	16	1	17	29	2	31	48
ALBEMARLE	27	-	27	21	-	21	48
ALLEGHANY	6	-	6	1	-	1	7
AMELIA	4	-	4	4	-	4	8
AMHERST	23	-	23	18	-	18	41
APPOMATTOX	1	-	1	8	-	8	9
ARLINGTON	59	1	60	91	6	97	157
AUGUSTA	42	3	45	7	-	7	52
BATH	2	-	2	-	-	-	2
BEDFORD COUNTY	17	-	17	8	-	8	25
BLAND	3	-	3	-	-	-	3
BOTETOURT	8	-	8	1	-	1	9
BRUNSWICK	5	-	5	11	-	11	16
BUCHANAN	48	2	50	-	-	-	50
BUCKINGHAM	1	-	1	2	-	2	3
CAMPBELL	10	-	10	14	-	14	24
CAROLINE	6	-	6	17	-	17	23
CARROLL	24	2	26	3	-	3	29
CHARLES CITY	2	-	2	6	1	7	9
CHARLOTTE	-	-	-	3	-	3	3
CHESTERFIELD	55	1	56	38	2	40	96
CLARKE	5	-	5	5	-	5	10
CRAIG	-	-	-	-	-	-	-
CULPEPER	14	-	14	14	-	14	28
CUMBERLAND	2	-	2	9	-	9	11
DICKENSON	10	-	10	1	-	1	11
DINWIDDIE	6	1	7	22	2	24	31

TABLE II
FELONS CONFINED IN THE VIRGINIA STATE CORRECTIONAL SYSTEM
BY LOCATION OF COMMITTING COURT ACCORDING TO RACE AND SEX
YEAR ENDED JUNE 30, 1978 (Continued)

COMMITTING COURT	WHITE			NON-WHITE			GRAND TOTAL
	MALE	FEMALE	TOTAL	MALE	FEMALE	TOTAL	
COUNTIES							
ESSEX	6	-	6	6	-	6	12
FAIRFAX COUNTY	174	6	180	126	2	128	308
FAUQUIER	3	-	3	12	-	12	15
FLOYD	2	-	2	1	-	1	3
FLUVANNA	6	-	6	3	-	3	9
FRANKLIN COUNTY	32	1	33	13	-	13	46
FREDERICK	19	1	20	2	-	2	22
GILES	13	1	14	-	-	-	14
GLOUCESTER	13	-	13	3	-	3	16
GOOCHLAND	4	-	4	4	-	4	8
GRAYSON	15	-	15	5	-	5	20
GREENE	3	-	3	2	-	2	5
GREENSVILLE	5	-	5	22	-	22	27
HALIFAX	12	-	12	20	-	20	32
HANOVER	24	-	24	26	-	26	50
HENRICO	65	3	68	115	2	117	185
HENRY	51	1	52	52	2	54	106
HIGHLAND	1	-	1	-	-	-	1
ISLE OF WIGHT	4	-	4	33	-	33	37
JAMES CITY	1	-	1	1	-	1	2
KING AND QUEEN	1	-	1	5	-	5	6
KING GEORGE	4	-	4	4	-	4	8
KING WILLIAM	5	-	5	3	-	3	8
LANCASTER	6	1	7	7	-	7	14
LEE	12	-	12	-	-	-	12
LOUDOUN	18	1	19	12	-	12	31
LOUISA	5	-	5	13	-	13	18

TABLE II
FELONS CONFINED IN THE VIRGINIA STATE CORRECTIONAL SYSTEM
BY LOCATION OF COMMITTING COURT ACCORDING TO RACE AND SEX
YEAR ENDED JUNE 30, 1978 (Continued)

COMMITTING COURT	WHITE			NON-WHITE			GRAND TOTAL
	MALE	FEMALE	TOTAL	MALE	FEMALE	TOTAL	
COUNTIES							
LUNENBURG	4	-	4	15	-	15	19
MADISON	6	-	6	6	-	6	12
MATHEWS	5	1	6	1	-	1	7
MECKLENBURG	11	-	11	28	-	28	39
MIDDLESEX	2	-	2	1	-	1	3
MONTGOMERY	18	-	18	10	-	10	28
NANSEMOND	6	-	6	11	-	11	17
NELSON	6	-	6	5	-	5	11
NEW KENT	1	-	1	2	-	2	3
NORTHAMPTON	4	-	4	29	2	31	35
NORTHUMBERLAND	1	-	1	3	1	4	5
NOTTOWAY	7	-	7	14	-	14	21
ORANGE	15	-	15	11	-	11	26
PAGE	20	-	20	1	-	1	21
PATRICK	18	-	18	7	-	7	25
PITTSYLVANIA	38	-	38	49	-	49	87
POWHATAN	6	-	6	11	-	11	17
PRINCE EDWARD	4	-	4	3	-	3	7
PRINCE GEORGE	15	-	15	9	-	9	24
PRINCE WILLIAM	54	1	55	35	-	35	90
PULASKI	22	-	22	8	-	8	30
RAPPAHANNOCK	2	-	2	3	-	3	5
RICHMOND COUNTY	5	-	5	7	-	7	12
ROANOKE COUNTY	70	2	72	21	-	21	93
ROCKBRIDGE	7	1	8	1	-	1	9
ROCKINGHAM	49	2	51	6	-	6	57
RUSSELL	8	-	8	1	-	1	9

TABLE II
FELONS CONFINED IN THE VIRGINIA STATE CORRECTIONAL SYSTEM
BY LOCATION OF COMMITTING COURT ACCORDING TO RACE AND SEX
YEAR ENDED JUNE 30, 1978 (Continued)

COMMITTING COURT	WHITE			NON-WHITE			GRAND TOTAL
	MALE	FEMALE	TOTAL	MALE	FEMALE	TOTAL	
COUNTIES							
SCOTT	5	-	5	1	-	1	6
SHENANDOAH	4	-	4	-	-	-	4
SMYTH	28	-	28	2	-	2	30
SOUTHAMPTON	8	3	11	52	4	56	67
SPOTSYLVANIA	13	1	14	7	-	7	21
STAFFORD	22	1	23	10	-	10	33
SURRY	-	-	-	5	-	5	5
SUSSEX	3	-	3	18	-	18	21
TAZEWELL	28	2	30	4	-	4	34
WARREN	19	-	19	6	-	6	25
WASHINGTON	35	-	35	3	-	3	38
WESTMORELAND	4	-	4	18	1	19	23
WISE	16	-	16	-	-	-	16
WYTHE	17	-	17	5	-	5	22
YORK	20	-	20	13	1	14	34
TOTAL COUNTIES	1,526	40	1,566	1,265	28	1,293	2,859
CITIES							
ALEXANDRIA	52	1	53	126	3	129	182
BEDFORD CITY	-	-	-	-	-	-	-
BRISTOL	13	-	13	7	-	7	20
BUENA VISTA	4	-	4	-	-	-	4
CHARLOTTESVILLE	34	1	35	60	-	60	95
CHESAPEAKE	65	2	67	91	5	96	163
CLIFTON FORGE	-	-	-	1	-	1	1
COLONIAL HEIGHTS	5	-	5	1	1	2	7
COVINGTON	-	-	-	-	-	-	-

TABLE II
FELONS CONFINED IN THE VIRGINIA STATE CORRECTIONAL SYSTEM
BY LOCATION OF COMMITTING COURT ACCORDING TO RACE AND SEX
YEAR ENDED JUNE 30, 1978 (Continued)

COMMITTING COURT	WHITE			NON-WHITE			GRAND TOTAL
	MALE	FEMALE	TOTAL	MALE	FEMALE	TOTAL	
CITIES							
DANVILLE	50	1	51	92	3	95	146
EMPORIA	-	-	-	-	-	-	-
FAIRFAX CITY	5	-	5	5	1	6	11
FALLS CHURCH	-	-	-	-	-	-	-
FRANKLIN CITY	1	-	1	-	-	-	1
FREDERICKSBURG	11	-	11	16	1	17	28
GALAX	-	-	-	-	-	-	-
HAMPTON	72	1	73	140	4	144	217
HARRISONBURG	-	-	-	1	-	1	1
HOPEWELL	7	-	7	6	-	6	13
LEXINGTON	-	-	-	-	-	-	-
LYNCHBURG	61	2	63	84	1	85	148
MARTINSVILLE	31	-	31	39	3	42	73
NEWPORT NEWS	60	3	63	176	8	184	247
NORFOLK	176	8	184	566	24	590	774
NORTON	1	-	1	4	-	4	5
PETERSBURG	23	2	25	118	2	120	145
PORTSMOUTH	61	4	65	281	15	296	361
RADFORD	4	-	4	4	-	4	8
RICHMOND CITY	215	10	225	925	52	977	1,202
ROANOKE CITY	127	4	131	117	2	119	250
SALEM	31	1	32	14	-	14	46
SOUTH BOSTON	-	-	-	-	-	-	-
STAUNTON	27	2	29	11	1	12	41
SUFFOLK	9	-	9	90	3	99	108
VIRGINIA BEACH	97	2	99	93	2	95	194
WAYNESBORO	13	-	13	6	-	6	19

TABLE II
FELONS CONFINED IN THE VIRGINIA STATE CORRECTIONAL SYSTEM
BY LOCATION OF COMMITTING COURT ACCORDING TO RACE AND SEX
YEAR ENDED JUNE 30, 1978 (Concluded)

COMMITTING COURT	WHITE			NON-WHITE			GRAND TOTAL
	MALE	FEMALE	TOTAL	MALE	FEMALE	TOTAL	
CITIES							
WILLIAMSBURG	27	1	28	37	-	37	65
WINCHESTER	15	-	15	8	-	8	23
TOTAL CITIES	1,297	45	1,342	3,125	131	3,256	4,598
OUT OF STATE							
	1	-	1	1	-	1	2
GRAND TOTAL	2,824	85	2,909	4,391	159	4,550	7,459

TABLE III
FELONS CONFINED IN THE VIRGINIA STATE CORRECTIONAL SYSTEM
BY OFFENSE ACCORDING TO TERM OF SENTENCE*
YEAR ENDED JUNE 30, 1978

OFFENSE	UNDER 1 YR.	1 YEAR	2 YRS	3 YRS	4 YRS	5 YRS	6 YRS	7 YRS	8 YRS	9 YRS	10 YRS
OFFENSES AGAINST PERSONS											
MURDER, 1ST DEGREE	-	-	-	-	-	-	-	-	1	-	1
MURDER, 2ND DEGREE	-	-	1	2	1	6	6	2	7	8	39
MURDER, DEGREE NOT SPECIFIED	-	-	1	-	-	-	3	-	-	2	7
MURDER, ATTEMPTED	-	-	2	1	3	5	2	3	5	5	2
MANSLAUGHTER, VOLUNTARY	-	-	2	4	6	10	9	2	4	3	10
MANSLAUGHTER, INVOLUNTARY	-	-	2	2	3	8	-	2	-	1	1
MANSLAUGHTER, UNSPECIFIED	-	-	-	1	-	2	1	-	-	-	-
RAPE	-	-	2	2	5	29	6	8	15	2	33
RAPE, STATUTORY	-	1	-	-	-	3	2	1	-	-	5
RAPE, ATTEMPTED	-	-	-	3	1	4	3	2	3	-	6
ABDUCTION FOR PURPOSE OF RAPE	-	-	-	-	-	-	-	-	1	-	1
CARNAL KNOWLEDGE OF CHILD	-	-	-	1	-	4	-	-	-	-	-
ROBBERY, ARMED OR HIGHWAY	-	2	4	19	22	40	38	25	36	14	64
ROBBERY, BANK	-	-	-	-	-	1	-	-	-	-	1
ROBBERY, UNSPECIFIED	-	-	6	18	24	87	54	33	70	34	110
ROBBERY, ATTEMPTED	-	-	4	3	8	7	9	5	4	2	4
ASSAULT, FELONIOUS	-	1	8	18	20	33	16	4	15	3	29
ASSAULT WITH INTENT TO MAIM	-	-	1	-	-	-	1	-	-	-	-
MAIMING	-	1	1	3	6	16	7	7	11	2	7
SHOOT INTO OCCUPIED DWELLING	-	-	3	2	4	-	1	2	1	1	1
SHOOTING INTO OCCUPIED VEHICLE	-	-	2	-	1	-	1	-	2	-	-
ASSAULTING A POLICE OFFICER	-	-	-	-	-	-	-	-	-	-	1
THREATEN BODILY HARM	-	1	-	-	-	-	-	-	-	-	-
KIDNAPPING	-	-	-	-	-	-	-	-	1	-	-
ABDUCTION	-	-	2	4	3	13	6	3	5	3	6
ATTEMPTED KIDNAPPING	-	-	-	-	-	1	-	-	-	-	-
EXTORTION	-	-	1	-	-	1	-	1	-	-	-
TOTAL OFFENSES AGAINST PERSONS	-	6	42	83	107	270	165	100	181	80	328

TABLE III
FELONS CONFINED IN THE VIRGINIA STATE CORRECTIONAL SYSTEM
BY OFFENSE ACCORDING TO TERM OF SENTENCE*
YEAR ENDED JUNE 30, 1978 (Continued)

11 YRS	12 YRS	13 YRS	14 YRS	15 YRS	16 YRS	17 YRS	18 YRS	19 YRS	20-24 YEARS	25-29 YEARS	30-39 YEARS	40-49 YEARS	OVER 49 YRS	LIFE	DEATH	TOTAL
1	1	-	-	3	1	1	3	-	45	34	67	57	70	231	-	516
2	9	6	5	41	15	7	13	1	72	16	16	11	3	1	-	290
2	4	3	1	12	4	-	2	1	38	18	21	21	29	61	1	231
-	2	2	1	2	3	1	-	3	11	3	5	4	1	3	-	69
1	1	-	-	1	-	-	-	-	-	-	-	-	-	-	-	53
-	-	-	1	-	-	-	-	-	1	-	-	-	-	-	-	21
-	-	-	-	-	-	-	-	-	-	-	-	-	-	-	-	4
6	8	1	8	18	8	2	5	2	36	31	41	35	62	80	-	445
-	1	-	-	-	2	-	-	-	1	-	2	-	-	1	-	19
1	2	-	-	3	1	1	-	-	4	3	13	9	8	9	-	76
-	-	-	-	-	-	1	-	-	-	1	-	1	-	-	-	5
-	-	-	-	-	-	-	-	-	1	-	-	-	-	-	-	6
13	34	12	17	34	22	15	7	13	104	60	61	43	38	20	-	757
-	-	-	1	-	1	1	1	-	-	-	1	-	1	-	-	8
33	49	23	26	84	37	15	13	9	124	57	54	37	29	12	-	1,038
5	3	1	-	3	2	1	-	-	4	2	3	1	-	-	-	71
4	17	2	4	13	6	2	6	4	24	16	15	2	4	3	-	269
1	1	-	-	-	1	-	-	-	-	-	-	1	-	-	-	6
2	7	4	3	6	2	2	-	1	20	1	8	3	4	1	-	125
-	-	-	1	-	-	-	-	-	1	-	1	-	-	-	-	18
-	-	-	-	1	-	-	-	-	1	-	-	-	-	-	-	8
-	-	-	-	-	-	-	-	-	-	-	-	1	-	-	-	2
-	-	-	-	-	-	-	-	-	-	-	-	-	-	-	-	1
-	-	-	-	-	-	-	-	-	-	-	-	1	1	-	-	3
-	4	1	-	6	3	-	2	-	12	6	4	4	3	2	-	92
-	-	-	-	-	-	-	-	-	-	-	-	-	-	-	-	1
-	-	-	-	1	-	-	1	-	-	1	-	-	-	-	-	6
71	143	55	68	228	108	49	53	34	499	249	312	231	253	424	1	4,140

TABLE III
FELONS CONFINED IN THE VIRGINIA STATE CORRECTIONAL SYSTEM
BY OFFENSE ACCORDING TO TERM OF SENTENCE*
YEAR ENDED JUNE 30, 1978 (Continued)

OFFENSE	UNDER 1 YR.	1 YEAR	2 YRS	3 YRS	4 YRS	5 YRS	6 YRS	7 YRS	8 YRS	9 YRS	10 YRS
OFFENSES AGAINST PROPERTY											
BURGLARY	-	4	45	87	155	154	109	49	74	44	82
BURGLARY, ATTEMPTED	-	-	3	1	2	2	2	-	1	1	-
POSSESSION OF BURGLARY TOOLS	-	-	2	1	1	1	-	-	1	-	-
BREAK AND ENTER	-	-	14	16	29	38	30	12	23	10	16
BREAK AND ENTER, ATTEMPTED	-	-	-	-	-	2	-	1	-	-	-
LARCENY, GRAND (EXCEPT AUTO)	1	6	32	67	76	78	36	27	44	21	33
LARCENY, CERTAIN FARM ANIMALS	-	-	-	1	-	-	-	-	-	-	-
ATTEMPTED LARCENY	-	-	-	-	-	1	1	1	-	-	-
LARCENY, PETTY	1	3	6	4	-	-	1	-	-	1	1
SHOPLIFTING	-	-	1	1	-	1	-	-	-	-	-
LARCENY, UNSPECIFIED	-	2	1	-	-	-	2	1	-	-	-
POSSESSION OF STOLEN GOODS	-	5	6	9	5	5	7	3	-	2	1
LARCENY, THEFT OF AUTO	-	2	5	9	15	10	8	4	7	-	6
USE OF AUTO WITHOUT AUTHORITY	-	1	5	10	4	6	3	-	1	1	1
TRANSPORT STOLEN CAR (FEDERAL)	-	-	-	-	-	-	-	-	-	-	-
FRAUD & CREDIT CARD THEFT	-	2	1	2	1	4	-	-	1	3	-
BAD CHECKS	-	1	1	-	2	-	1	2	-	-	-
CONFIDENCE GAMES	-	-	-	-	-	-	-	1	-	-	-
EMBEZZLEMENT	-	-	3	3	-	1	-	-	1	-	2
ARSON	-	-	1	5	6	6	4	1	3	5	7
PROPERTY DAMAGE OR DESTRUCTION	-	-	-	-	-	-	-	-	-	-	-
THREATEN PROPERTY DESTRUCTION	-	-	-	-	-	1	-	-	-	-	-
TRESPASSING	-	-	-	-	-	-	-	-	-	-	1
FORGERY OF CHECKS, UTTERING	-	2	17	29	42	27	36	16	27	8	13
FORGERY OF DOCUMENTS	-	-	-	-	-	-	-	-	-	-	1
COUNTERFEITING, UTTERING	-	-	-	1	1	1	-	-	-	-	-
TOTAL OFFENSES AGAINST PROPERTY	2	28	143	246	339	338	240	118	183	96	164

TABLE III
FELONS CONFINED IN THE VIRGINIA STATE CORRECTIONAL SYSTEM
BY OFFENSE ACCORDING TO TERM OF SENTENCE*
YEAR ENDED JUNE 30, 1978 (Continued)

11 YRS	12 YRS	13 YRS	14 YRS	15 YRS	16 YRS	17 YRS	18 YRS	19 YRS	20-24 YEARS	25-29 YEARS	30-39 YEARS	40-49 YEARS	OVER 49 YRS	LIFE	DEATH	TOTAL
38	33	27	23	28	24	17	8	7	50	23	20	4	8	5	-	1,118
-	-	-	-	-	1	-	-	-	-	-	-	-	-	-	-	13
1	-	-	-	1	-	-	-	-	-	-	-	-	-	-	-	8
9	7	7	5	3	3	1	2	2	12	5	4	2	1	-	-	251
-	-	-	-	-	-	1	-	-	-	-	-	-	-	-	-	4
23	19	8	5	5	7	5	4	6	16	11	7	3	1	-	-	541
-	-	-	-	-	-	-	-	-	-	-	-	-	-	-	-	1
-	-	-	-	-	-	-	-	-	1	-	-	-	-	-	-	4
-	-	-	-	-	-	-	-	-	-	-	-	-	-	-	-	17
-	-	-	-	-	-	-	-	-	-	-	-	-	-	-	-	3
-	-	-	-	-	-	-	-	-	-	-	-	-	-	-	-	6
3	2	-	1	-	-	1	-	-	1	-	-	-	1	-	-	52
2	1	2	-	2	2	1	-	2	1	1	1	1	-	-	-	82
1	-	2	-	-	-	-	1	-	-	-	-	-	-	-	-	36
-	1	-	-	-	-	-	-	-	-	-	-	-	-	-	-	1
-	1	1	-	-	2	-	-	-	-	-	-	-	-	-	-	18
-	-	-	-	-	-	-	-	-	-	-	-	-	-	-	-	7
-	-	-	-	-	-	-	-	-	-	-	-	-	-	-	-	1
-	-	-	-	-	-	-	-	-	-	-	-	-	-	-	-	10
-	3	-	1	2	1	-	-	-	4	2	2	1	-	1	-	55
-	-	-	-	-	-	-	-	-	1	-	-	-	-	-	-	1
-	-	-	-	-	-	-	-	-	-	-	-	-	-	-	-	1
-	-	-	-	-	-	-	-	-	-	-	-	-	-	-	-	1
7	4	3	8	2	1	4	-	3	7	4	2	-	-	-	-	262
-	-	-	-	-	-	-	-	-	-	-	-	-	-	-	-	1
-	-	-	-	-	-	-	-	-	-	-	-	-	-	-	-	3
84	71	50	43	43	41	30	15	20	93	46	36	11	11	6	-	2,497

TABLE III
FELONS CONFINED IN THE VIRGINIA STATE CORRECTIONAL SYSTEM
BY OFFENSE ACCORDING TO TERM OF SENTENCE*
YEAR ENDED JUNE 30, 1978 (Continued)

OFFENSE	UNDER 1 YR.	1 YEAR	2 YRS	3 YRS	4 YRS	5 YRS	6 YRS	7 YRS	8 YRS	9 YRS	10 YRS
OFFENSES AGAINST DECENCY, MORALITY, PEACE, AND GOOD ORDER											
SODOMY	-	-	3	4	3	9	2	1	1	-	10
PANDERING AND SOLICITING	-	1	-	2	-	-	1	1	-	-	-
ADULTERY	-	-	-	1	-	1	-	-	-	-	-
INCEST	-	-	-	-	-	2	1	-	-	-	-
SEDUCTION	-	-	-	-	-	-	-	-	1	-	-
MOLESTING; INDECENT LIBERTIES	-	-	3	2	2	1	1	-	-	-	-
INDECENT EXPOSURE	-	-	-	1	-	-	-	-	-	-	-
TRANSPORT FEMALE - IMMORAL	-	-	-	-	-	-	-	-	-	-	-
CONTRIBUTE TO DELINQ. OF CHILD	-	-	-	-	-	1	-	-	-	-	-
FALSE PUBLIC ALARM (NOT FIRE)	-	-	-	1	-	-	-	1	-	-	-
DISCHARGE FIRE ARMS, EXPLOSIVE	-	-	-	-	-	-	-	-	-	-	-
CARRYING CONCEALED WEAPONS	-	1	-	-	-	-	-	-	-	-	-
VIOLATING WEAPONS LAWS	-	-	-	-	1	2	-	-	2	1	1
POSSESSION OF FIRE ARMS	-	-	-	1	2	-	-	-	1	-	-
TOTAL OFFENSES AGAINST DECENCY, MORALITY, PEACE, AND GOOD ORDER	-	2	6	12	8	16	5	3	5	1	11
OFFENSES AGAINST PUBLIC JUSTICE AND ADMINISTRATION											
CONSPIRACY TO COMMIT A CRIME	-	-	-	-	-	-	-	-	-	-	-
BRIBERY & ATTEMPTED BRIBERY	-	-	-	-	-	1	-	1	-	-	-
ESCAPE - ATTEMPTED ESCAPE	-	1	2	-	-	-	-	-	-	1	-
AIDING AN ESCAPE	-	1	-	-	-	-	-	-	-	-	-
TOTAL OFFENSES AGAINST PUBLIC JUSTICE AND ADMINISTRATION	-	2	2	-	-	1	-	1	-	1	-

TABLE III
FELONS CONFINED IN THE VIRGINIA STATE CORRECTIONAL SYSTEM
BY OFFENSE ACCORDING TO TERM OF SENTENCE*
YEAR ENDED JUNE 30, 1978 (Continued)

11 YRS	12 YRS	13 YRS	14 YRS	15 YRS	16 YRS	17 YRS	18 YRS	19 YRS	20-24 YEARS	25-29 YEARS	30-39 YEARS	40-49 YEARS	OVER 49 YRS	LIFE	DEATH	TOTAL
4	1	1	-	4	-	1	-	-	2	3	2	2	-	-	-	53
-	-	-	-	-	-	-	-	-	-	-	-	-	-	-	-	5
-	-	-	-	-	-	-	-	-	-	-	-	-	-	-	-	2
-	-	-	-	-	-	-	-	-	-	-	-	-	-	-	-	3
-	-	-	-	-	-	-	-	-	-	-	-	-	-	-	-	1
-	-	1	-	1	-	-	-	-	-	-	-	-	-	-	-	11
-	-	-	-	-	-	-	-	-	-	-	-	-	-	-	-	1
-	-	-	-	-	1	-	-	-	-	-	-	-	-	-	-	1
-	-	-	-	-	-	-	-	-	-	-	-	-	-	-	-	1
-	-	-	-	-	-	-	-	-	-	-	-	-	-	-	-	2
1	-	-	-	-	-	-	-	-	-	-	-	-	-	-	-	1
-	-	-	-	-	-	-	-	-	-	-	-	-	-	-	-	1
1	-	1	-	-	1	-	-	-	1	-	2	-	1	1	-	15
-	-	-	-	-	-	-	-	-	5	1	2	2	-	1	-	15
6	1	3	-	5	2	1	-	-	8	4	6	4	1	2	-	112
-	2	-	-	1	-	-	-	-	2	-	-	-	-	1	-	6
-	-	-	-	-	-	-	-	-	-	-	-	-	-	-	-	2
-	-	-	-	-	-	-	-	-	-	-	-	-	-	-	-	4
-	-	-	-	-	-	-	-	-	-	-	-	-	-	-	-	1
-	2	-	-	1	-	-	-	-	2	-	-	-	-	1	-	13

TABLE III
FELONS CONFINED IN THE VIRGINIA STATE CORRECTIONAL SYSTEM
BY OFFENSE ACCORDING TO TERM OF SENTENCE*
YEAR ENDED JUNE 30, 1978 (Continued)

OFFENSE	UNDER 1 YR.	1 YEAR	2 YRS	3 YRS	4 YRS	5 YRS	6 YRS	7 YRS	8 YRS	9 YRS	10 YRS
VIOLATIONS OF TRAFFIC AND VEHICLE LAWS											
DRIVING - INFLUENCE OF ALCOHOL	-	1	-	-	-	-	-	-	-	-	-
HIT AND RUN	-	1	3	1	-	1	-	1	-	1	1
HABITUAL OFFENDER	1	35	21	11	4	1	3	-	4	-	-
TOTAL VIOLATIONS OF TRAFFIC AND VEHICLE LAWS	1	37	24	12	4	2	3	1	4	1	1
OFFENSES AGAINST PUBLIC POLICY, ECONOMY, AND HEALTH											
VIOLATION OF NARCOTICS LAWS	-	5	27	28	38	114	53	22	35	14	55
VIOLATION OF DUG LICENSE LAW	-	-	-	-	-	-	-	-	-	-	-
TOTAL OFFENSES AGAINST PUBLIC POLICY, ECONOMY, AND HEALTH	-	5	27	28	38	114	53	22	35	14	55
GRAND TOTAL	3	80	244	381	496	741	466	245	408	193	559

*Sentences are shown to the nearest year, with six months or more being rounded up.

Each inmate is categorized by his most serious offense.
All of the sentences received by an inmate are accumulated
under just one offense category and may therefore
actually reflect several different offenses.

TABLE III
FELONS CONFINED IN THE VIRGINIA STATE CORRECTIONAL SYSTEM
BY OFFENSE ACCORDING TO TERM OF SENTENCE*
YEAR ENDED JUNE 30, 1978 (Concluded)

11 YRS	12 YRS	13 YRS	14 YRS	15 YRS	16 YRS	17 YRS	18 YRS	19 YRS	20-24 YEARS	25-29 YEARS	30-39 YEARS	40-49 YEARS	OVER 49 YRS	LIFE	DEATH	TOTAL
-	-	-	-	-	-	-	-	-	-	-	-	-	-	-	-	1
-	1	-	-	-	-	-	-	-	-	-	-	-	-	-	-	10
1	-	-	-	-	-	-	-	-	-	-	-	-	-	1	-	82
1	1	-	-	-	-	-	-	-	-	-	-	-	-	1	-	93
19	23	17	11	18	10	4	5	5	34	27	19	12	8	-	-	603
-	-	-	-	1	-	-	-	-	-	-	-	-	-	-	-	1
19	23	17	11	19	10	4	5	5	34	27	19	12	8	-	-	604
181	241	125	122	296	161	84	73	59	636	326	373	258	273	434	1	7,459

TABLE IV
FELONS CONFINED IN THE VIRGINIA STATE CORRECTIONAL SYSTEM
BY SENTENCE ACCORDING TO RACE AND SEX
YEAR ENDED JUNE 30, 1978

SENTENCE *	WHITE			NON-WHITE			GRAND TOTAL
	MALE	FEMALE	TOTAL	MALE	FEMALE	TOTAL	
UNDER ONE YEAR	-	-	-	1	2	3	3
1 YEAR	38	2	40	37	3	40	80
2 YEARS	130	9	139	90	15	105	244
3 YEARS	197	6	203	155	23	178	381
4 YEARS	213	5	218	261	17	278	496
5 YEARS	325	9	334	391	16	407	741
6 YEARS	184	10	194	260	12	272	466
7 YEARS	96	5	101	133	11	144	245
8 YEARS	163	4	167	228	13	241	408
9 YEARS	74	2	76	115	2	117	193
10 YEARS	221	9	230	321	8	329	559
11 YEARS	67	1	68	111	2	113	181
12 YEARS	96	2	98	141	2	143	241
13 YEARS	41	1	42	81	2	83	125
14 YEARS	38	-	38	82	2	84	122
15 YEARS	97	3	100	191	5	196	296
16 YEARS	47	1	48	113	-	113	161
17 YEARS	29	-	29	52	3	55	84
18 YEARS	23	-	23	50	-	50	73
19 YEARS	20	-	20	39	-	39	59
20 YEARS	127	3	130	236	4	240	370
21 YEARS	27	2	29	66	1	67	96
22 YEARS	15	-	15	46	-	46	61
23 YEARS	25	1	26	28	1	29	55
24 YEARS	16	1	17	37	-	37	54
25 YEARS	52	1	53	99	2	101	154
26 YEARS	13	-	13	42	-	42	55
27 YEARS	14	-	14	30	-	30	44
28 YEARS	12	1	13	29	-	29	42
29 YEARS	8	-	8	22	1	23	31
30 YEARS	43	-	43	92	2	94	137
31 YEARS	7	-	7	23	1	24	31
32 YEARS	9	-	9	21	-	21	30
33 YEARS	6	-	6	14	-	14	20
34 YEARS	7	-	7	20	-	20	27
35 YEARS	17	1	18	38	-	38	56
36 YEARS	7	-	7	21	-	21	28
37 YEARS	2	-	2	9	-	9	11
38 YEARS	9	-	9	10	-	10	19
39 YEARS	5	-	5	9	-	9	14
40 YEARS	35	1	36	83	2	85	121
41 YEARS	5	-	5	21	1	22	27
42 YEARS	5	-	5	12	-	12	17
43 YEARS	6	-	6	12	-	12	18
44 YEARS	3	-	3	5	-	5	8
45 YEARS	8	-	8	34	-	34	42
46 YEARS	1	-	1	2	-	2	3
47 YEARS	1	-	1	7	-	7	8
48 YEARS	2	-	2	6	-	6	8
49 YEARS	-	-	-	6	-	6	6
50 YEARS	23	1	24	35	1	36	60
51 YEARS	3	-	3	11	-	11	14
52 YEARS	4	-	4	3	-	3	7
53 YEARS	-	-	-	7	-	7	7
54 YEARS	1	-	1	4	-	4	5
55 YEARS	1	1	2	7	1	8	10

TABLE IV
FELONS CONFINED IN THE VIRGINIA STATE CORRECTIONAL SYSTEM
BY SENTENCE ACCORDING TO RACE AND SEX
YEAR ENDED JUNE 30, 1978 (Continued)

SENTENCE*	WHITE			NON-WHITE			GRAND TOTAL
	MALE	FEMALE	TOTAL	MALE	FEMALE	TOTAL	
56 YEARS	-	-	-	6	-	6	6
57 YEARS	3	-	3	-	-	-	3
58 YEARS	4	-	4	3	-	3	7
59 YEARS	1	-	1	2	-	2	3
60 YEARS	8	-	8	15	1	16	24
61 YEARS	1	-	1	9	-	9	10
62 YEARS	2	-	2	1	-	1	3
63 YEARS	1	-	1	4	-	4	5
64 YEARS	-	-	-	3	-	3	3
65 YEARS	2	-	2	14	-	14	16
66 YEARS	1	-	1	-	-	-	1
67 YEARS	1	-	1	-	-	-	1
68 YEARS	-	-	-	1	-	1	1
69 YEARS	-	-	-	1	-	1	1
70 YEARS	2	-	2	8	-	8	10
71 YEARS	-	-	-	2	-	2	2
72 YEARS	-	-	-	1	-	1	1
73 YEARS	-	-	-	1	-	1	1
74 YEARS	1	-	1	3	-	3	4
75 YEARS	-	-	-	3	-	3	3
76 YEARS	-	-	-	1	-	1	1
77 YEARS	2	-	2	-	-	-	2
79 YEARS	1	-	1	-	-	-	1
80 YEARS	4	-	4	9	-	9	13
81 YEARS	1	-	1	2	-	2	3
82 YEARS	-	-	-	1	-	1	1
85 YEARS	-	-	-	2	-	2	2
86 YEARS	1	-	1	1	-	1	2
89 YEARS	1	-	1	-	-	-	1
90 YEARS	3	-	3	2	-	2	5
91 YEARS	-	-	-	2	-	2	2
95 YEARS	-	-	-	1	-	1	1
98 YEARS	1	-	1	-	-	-	1
99 YEARS AND ABOVE	10	1	11	19	-	19	30
LIFE	155	2	157	274	3	277	434
DEATH	-	-	-	1	-	1	1
GRAND TOTAL	2,824	85	2,909	4,391	159	4,550	7,459

*Sentences are shown to the nearest year, with six months or more being rounded up.

TABLE V
FELONS CONFINED IN THE VIRGINIA STATE CORRECTIONAL SYSTEM
BY OFFENSE ACCORDING TO RACE AND SEX
YEAR ENDED JUNE 30, 1978

OFFENSE	WHITE			NON-WHITE			GRAND TOTAL
	MALE	FEMALE	TOTAL	MALE	FEMALE	TOTAL	
OFFENSES AGAINST PERSONS							
MURDER, 1ST DEGREE	198	6	204	307	5	312	516
MURDER, 2ND DEGREE	105	5	110	167	13	180	290
MURDER, DEGREE NOT SPECIFIED	76	5	81	145	5	150	231
MURDER, ATTEMPTED	18	1	19	49	1	50	69
MANSLAUGHTER, VOLUNTARY	22	3	25	26	2	28	53
MANSLAUGHTER, INVOLUNTARY	10	-	10	10	1	11	21
MANSLAUGHTER, UNSPECIFIED	1	-	1	3	-	3	4
RAPE	149	1	150	295	-	295	445
RAPE, STATUTORY	12	-	12	7	-	7	19
RAPE, ATTEMPTED	30	-	30	46	-	46	76
ABDUCTION FOR PURPOSE OF RAPE	2	-	2	3	-	3	5
CARNAL KNOWLEDGE OF CHILD	4	-	4	2	-	2	6
ROBBERY, ARMED OR HIGHWAY	201	2	203	551	3	554	757
ROBBERY, BANK	1	-	1	7	-	7	8
ROBBERY, UNSPECIFIED	231	8	239	790	9	799	1,038
ROBBERY, ATTEMPTED	15	-	15	54	2	56	71
ASSAULT, FELONIOUS	99	-	99	167	3	170	269
ASSAULT WITH INTENT TO MAIM	4	-	4	2	-	2	6
MAIMING	34	-	34	88	3	91	125
SHOOT INTO OCCUPIED DWELLING	8	-	8	9	1	10	18
SHOOTING INTO OCCUPIED VEHICLE	7	-	7	1	-	1	8
ASSAULTING A POLICE OFFICER	1	-	1	1	-	1	2
THREATEN BODILY HARM	-	-	-	1	-	1	1
KIDNAPPING	2	-	2	1	-	1	3
ABDUCTION	51	1	52	40	-	40	92
ATTEMPTED KIDNAPPING	1	-	1	-	-	-	1
EXTORTION	4	-	4	2	-	2	6

TABLE V
FELONS CONFINED IN THE VIRGINIA STATE CORRECTIONAL SYSTEM
BY OFFENSE ACCORDING TO RACE AND SEX
YEAR ENDED JUNE 30, 1978 (Continued)

OFFENSE	WHITE			NON-WHITE			GRAND TOTAL
	MALE	FEMALE	TOTAL	MALE	FEMALE	TOTAL	
OFFENSES AGAINST PERSONS							
TOTAL OFFENSES AGAINST PERSONS	1,286	32	1,318	2,774	48	2,822	4,140
OFFENSES AGAINST PROPERTY							
BURGLARY	528	7	535	581	2	583	1,118
BURGLARY, ATTEMPTED	5	1	6	7	-	7	13
POSSESSION OF BURGLARY TOOLS	3	-	3	5	-	5	8
BREAK AND ENTER	141	2	143	108	-	108	251
BREAK AND ENTER, ATTEMPTED	1	-	1	3	-	3	4
LARCENY, GRAND (EXCEPT AUTO)	243	4	247	275	19	294	541
LARCENY, CERTAIN FARM ANIMALS	1	-	1	-	-	-	1
ATTEMPTED LARCENY	1	-	1	3	-	3	4
LARCENY, PETTY	1	3	4	11	2	13	17
SHOPLIFTING	-	-	-	2	1	3	3
LARCENY, UNSPECIFIED	2	-	2	4	-	4	6
POSSESSION OF STOLEN GOODS	10	-	10	33	9	42	52
LARCENY, THEFT OF AUTO	50	1	51	31	-	31	82
USE OF AUTO WITHOUT AUTHORITY	22	-	22	14	-	14	36
TRANSPORT STOLEN CAR (FEDERAL)	1	-	1	-	-	-	1
FRAUD & CREDIT CARD THEFT	7	1	8	7	3	10	18
BAD CHECKS	6	1	7	-	-	-	7
CONFIDENCE GAMES	-	1	1	-	-	-	1
EMBEZZLEMENT	6	2	8	1	1	2	10
ARSON	30	2	32	20	3	23	55
PROPERTY DAMAGE OR DESTRUCTION	1	-	1	-	-	-	1
THREATEN PROPERTY DESTRUCTION	1	-	1	-	-	-	1
TRESPASSING	-	-	-	1	-	1	1
FORGERY OF CHECKS, UTTERING	90	11	101	122	39	161	262

TABLE V
FELONS CONFINED IN THE VIRGINIA STATE CORRECTIONAL SYSTEM
BY OFFENSE ACCORDING TO RACE AND SEX
YEAR ENDED JUNE 30, 1978 (Continued)

OFFENSE	WHITE			NON-WHITE			GRAND
	MALE	FEMALE	TOTAL	MALE	FEMALE	TOTAL	TOTAL
OFFENSES AGAINST PROPERTY							
FORGERY OF DOCUMENTS	1	-	1	-	-	-	1
COUNTERFEITING, UTTERING	1	-	1	2	-	2	3
TOTAL OFFENSES AGAINST PROPERTY	1,152	36	1,188	1,230	79	1,309	2,497
OFFENSES AGAINST DECENCY, MORALITY, PEACE, AND GOOD ORDER							
SODOMY	33	-	33	20	-	20	53
PANDERING AND SOLICITING	1	2	3	2	-	2	5
ADULTERY	1	-	1	1	-	1	2
INCEST	2	-	2	1	-	1	3
SEDUCTION	-	-	-	1	-	1	1
MOLESTING; INDECENT LIBERTIES	10	-	10	1	-	1	11
INDECENT EXPOSURE	1	-	1	-	-	-	1
TRANSPORT FEMALE - IMMORAL	-	-	-	1	-	1	1
CONTRIBUTE TO DELINQ. OF CHILD	1	-	1	-	-	-	1
FALSE PUBLIC ALARM (NOT FIRE)	-	-	-	2	-	2	2
DISCHARGE FIRE ARMS, EXPLOSIVE	-	-	-	1	-	1	1
CARRYING CONCEALED WEAPONS	-	-	-	-	1	1	1
VIOLATING WEAPONS LAWS	5	-	5	9	1	10	15
POSSESSION OF FIRE ARMS	3	-	3	12	-	12	15
TOTAL OFFENSES AGAINST DECENCY MORALITY, PEACE, AND GOOD ORDER	57	2	59	51	2	53	112
OFFENSES AGAINST PUBLIC JUSTICE AND ADMINISTRATION							
CONSPIRACY TO COMMIT A CRIME	1	-	1	4	1	5	6
BRIBERY & ATTEMPTED BRIBERY	-	-	-	2	-	2	2
ESCAPE - ATTEMPTED ESCAPE	3	-	3	1	-	1	4
AIDING AN ESCAPE	-	1	1	-	-	-	1

TABLE V
FELONS CONFINED IN THE VIRGINIA STATE CORRECTIONAL SYSTEM
BY OFFENSE ACCORDING TO RACE AND SEX
YEAR ENDED JUNE 30, 1978 (Concluded)

OFFENSE	WHITE			NON-WHITE			GRAND TOTAL
	MALE	FEMALE	TOTAL	MALE	FEMALE	TOTAL	
OFFENSES AGAINST PUBLIC JUSTICE AND ADMINISTRATION							
TOTAL OFFENSES AGAINST PUBLIC JUSTICE AND ADMINISTRATION	4	1	5	7	1	8	13
VIOLATIONS OF TRAFFIC AND VEHICLE LAWS							
DRIVING - INFLUENCE OF ALCOHOL	-	-	-	1	-	1	1
HIT AND RUN	7	-	7	3	-	3	10
HABITUAL OFFENDER	54	-	54	27	1	28	82
TOTAL VIOLATIONS OF TRAFFIC AND VEHICLE LAWS	61	-	61	31	1	32	93
OFFENSES AGAINST PUBLIC POLICY, ECONOMY, AND HEALTH							
VIOLATION OF NARCOTICS LAWS	264	14	278	297	28	325	603
VIOLATION OF DOG LICENSE LAW	-	-	-	1	-	1	1
TOTAL OFFENSES AGAINST PUBLIC POLICY, ECONOMY, AND HEALTH	264	14	278	298	28	326	604
GRAND TOTAL	2,824	85	2,909	4,391	159	4,550	7,459

TABLE VI
FELONS CONFINED IN THE VIRGINIA STATE CORRECTIONAL SYSTEM
BY MILITARY SERVICE ACCORDING TO RACE AND SEX
YEAR ENDED JUNE 30, 1978

MILITARY SERVICE	WHITE			NON-WHITE			GRAND TOTAL
	MALE	FEMALE	TOTAL	MALE	FEMALE	TOTAL	
NO MILITARY SERVICE	1,824	83	1,907	3,442	158	3,600	5,507
HONORABLE DISCHARGE	417	-	417	471	1	472	889
MEDICAL DISCHARGE	49	-	49	51	-	51	100
GENERAL DISCHARGE	188	-	188	156	-	156	344
UNDESIRABLE DISCHARGE	202	1	203	141	-	141	344
BAD CONDUCT DISCHARGE	26	-	26	13	-	13	39
DISHONORABLE DISCHARGE	14	-	14	23	-	23	37
MEMBER OF ARMED FORCES AT TIME OF OFFENSE	76	-	76	58	-	58	134
INFORMATION NOT AVAILABLE	28	1	29	36	-	36	65
GRAND TOTAL	2,824	85	2,909	4,391	159	4,550	7,459

TABLE VII
FELONS CONFINED IN THE VIRGINIA STATE CORRECTIONAL SYSTEM
BY PAROLE OR PARDON STATUS ACCORDING TO RACE AND SEX
YEAR ENDED JUNE 30, 1978

PAROLE OR PARDON STATUS AT COMMITMENT	WHITE			NON-WHITE			GRAND TOTAL
	MALE	FEMALE	TOTAL	MALE	FEMALE	TOTAL	
ON PAROLE	116	4	120	304	10	314	434
ON CONDITIONAL PARDON	1	-	1	-	-	-	1
DISCHARGED FROM PAROLE	100	1	101	204	2	206	307
DISCHARGED FROM COND. PARDON	-	-	-	-	-	-	-
NONE OF THE ABOVE	2,607	80	2,687	3,883	147	4,030	6,717
GRAND TOTAL	2,824	85	2,909	4,391	159	4,550	7,459

TABLE VIII
FELONS CONFINED IN THE VIRGINIA STATE CORRECTIONAL SYSTEM
BY RELIGIOUS PREFERENCE ACCORDING TO RACE AND SEX
YEAR ENDED JUNE 30, 1978

RELIGIOUS PREFERENCE	WHITE			NON-WHITE			GRAND TOTAL
	MALE	FEMALE	TOTAL	MALE	FEMALE	TOTAL	
PROTESTANT	1,756	51	1,807	2,972	118	3,090	4,897
CATHOLIC	241	12	253	133	4	137	390
HEBREW	7	2	9	6	-	6	15
MOSLEM	1	-	1	41	-	41	42
MUSLIM	5	1	6	172	10	182	188
OTHER	57	1	58	66	1	67	125
NO PREFERENCE	674	13	687	871	21	892	1,579
INFORMATION NOT AVAILABLE	83	5	88	130	5	135	223
GRAND TOTAL	2,824	85	2,909	4,391	159	4,550	7,459

TABLE IX
FELONS CONFINED IN THE VIRGINIA STATE CORRECTIONAL SYSTEM
BY TESTED EDUCATIONAL LEVEL AT COMMITMENT ACCORDING TO RACE AND SEX
YEAR ENDED JUNE 30, 1978

EDUCATION	WHITE			NON-WHITE			GRAND TOTAL
	MALE	FEMALE	TOTAL	MALE	FEMALE	TOTAL	
ILLITERATE - BEGINNER (0.0 - 4.9)	392	6	398	1,283	25	1,308	1,706
INTERMEDIATE (5.0 - 8.9)	1,687	31	1,718	2,303	77	2,380	4,098
ADVANCED (9.0 - 11.9)	449	25	474	218	16	234	708
HIGH SCHOOL AND ABOVE (12.0 AND ABOVE)	57	5	62	15	1	16	78
NOT TESTED	239	18	257	572	40	612	869
GRAND TOTAL	2,824	85	2,909	4,391	159	4,550	7,459

TABLE X
FELONS CONFINED IN THE VIRGINIA STATE CORRECTIONAL SYSTEM
BY INTELLIGENCE ACCORDING TO RACE AND SEX
YEAR ENDED JUNE 30, 1978

INTELLIGENCE	WHITE			NON-WHITE			GRAND TOTAL
	MALE	FEMALE	TOTAL	MALE	FEMALE	TOTAL	
SEVERELY RETARDED	5	1	6	63	1	64	70
MODERATELY RETARDED	36	-	36	206	18	224	260
BORDERLINE	134	3	137	579	42	621	758
FULL NORMAL	282	20	302	960	45	1,005	1,307
NORMAL	1,418	44	1,462	2,041	34	2,075	3,537
BRIGHT NORMAL	654	8	662	364	5	369	1,031
SUPERIOR	205	5	210	45	-	45	255
NOT TESTED	90	4	94	133	14	147	241
GRAND TOTAL	2,824	85	2,909	4,391	159	4,550	7,459

TABLE XI
FELONS CONFINED IN THE VIRGINIA STATE CORRECTIONAL SYSTEM
BY STATUS OF PARENTS ACCORDING TO RACE AND SEX
YEAR ENDED JUNE 30, 1978

STATUS OF PARENTS	WHITE			NON-WHITE			GRAND TOTAL
	MALE	FEMALE	TOTAL	MALE	FEMALE	TOTAL	
LIVING TOGETHER	1,024	27	1,051	1,100	30	1,130	2,181
SEPARATED	145	5	150	640	23	663	813
DIVORCED	632	16	648	508	14	522	1,170
NOT MARRIED	65	2	67	544	21	565	632
ONE PARENT DECEASED	703	25	728	1,199	48	1,247	1,975
BOTH PARENTS DECEASED	207	8	215	330	17	347	562
INFORMATION NOT AVAILABLE	48	2	50	70	6	76	126
GRAND TOTAL	2,824	85	2,909	4,391	159	4,550	7,459

TABLE XII
FELONS CONFINED IN THE VIRGINIA STATE CORRECTIONAL SYSTEM
BY MARITAL STATUS ACCORDING TO RACE AND SEX
YEAR ENDED JUNE 30, 1978

MARITAL STATUS	WHITE			NON-WHITE			GRAND TOTAL
	MALE	FEMALE	TOTAL	MALE	FEMALE	TOTAL	
SINGLE	1,398	20	1,418	2,942	80	3,022	4,440
MARRIED	750	20	770	807	25	832	1,602
SEPARATED	246	15	261	365	28	393	654
DIVORCED	375	21	396	219	14	233	629
WIDOWED	53	9	62	57	12	69	131
INFORMATION NOT AVAILABLE	2	-	2	1	-	1	3
GRAND TOTAL	2,824	85	2,909	4,391	159	4,550	7,459


TABLE XIII
FELONS CONFINED IN THE VIRGINIA STATE CORRECTIONAL SYSTEM
BY JUVENILE RECORD ACCORDING TO RACE AND SEX
YEAR ENDED JUNE 30, 1978

JUVENILE RECORD	WHITE			NON-WHITE			GRAND TOTAL
	MALE	FEMALE	TOTAL	MALE	FEMALE	TOTAL	
NO PREVIOUS JUVENILE RECORD	1,215	70	1,285	1,738	95	1,833	3,118
YES, OTHER THAN STATE WARD	756	6	762	1,146	26	1,172	1,934
STATE WARD, TRAINING SCHOOL	621	6	627	1,185	27	1,212	1,839
STATE WARD, OTHER	93	-	93	131	3	134	227
INFORMATION NOT AVAILABLE	139	3	142	191	8	199	341
GRAND TOTAL	2,824	85	2,909	4,391	159	4,550	7,459

TABLE XIV
FELONS CONFINED IN THE VIRGINIA STATE CORRECTIONAL SYSTEM
BY DRUG AND ALCOHOL HABITS ACCORDING TO RACE AND SEX
YEAR ENDED JUNE 30, 1978

DRUG AND ALCOHOL HABITS	WHITE			NON-WHITE			GRAND TOTAL
	MALE	FEMALE	TOTAL	MALE	FEMALE	TOTAL	
HEAVY ALCOHOL USER	653	11	664	652	16	668	1,332
OCCASIONAL ALCOHOL USER	327	11	338	713	14	727	1,065
NO RECORD OF ALCOHOL OR DRUGS	168	28	196	411	33	444	640
DRUG USER	190	11	201	720	56	776	977
DRUG & HEAVY ALCOHOL USER	979	11	990	817	16	833	1,823
DRUG & OCCASIONAL ALCOHOL USER	455	11	466	1,000	18	1,018	1,484
INFORMATION NOT AVAILABLE	52	2	54	78	6	84	138
GRAND TOTAL	2,824	85	2,909	4,391	159	4,550	7,459

SECTION D



**Misdemeanants or
Felons Receiving
Misdemeanant Sentences
Committed to the
Virginia State
Correctional System**

TABLE I
MISDEMEANANTS OR FELONS RECEIVING MISDEMEANANT SENTENCES
COMMITTED TO THE MAJOR INSTITUTIONS, CORRECTIONAL FIELD UNITS
OR THE VIRGINIA CORRECTIONAL CENTER FOR WOMEN
BY AGE GROUP ACCORDING TO RACE, YEAR ENDED JUNE 30, 1978

AGE GROUP	TOTAL COMMITMENTS			MAJOR INSTITUTIONS			CORRECTIONAL FIELD UNITS			VA. CORRECTIONAL CENTER FOR WOMEN		
	White	Non-White	Total	White	Non-White	Total	White	Non-White	Total	White	Non-White	Total
16 - 17	5	1	6	1	—	1	4	1	5	—	—	—
18 - 19	101	69	170	2	5	7	94	60	154	5	4	9
20 - 24	255	143	398	8	10	18	224	114	338	23	19	42
25 - 29	103	91	194	5	3	8	92	74	166	6	14	20
30 - 34	65	37	102	1	1	2	49	30	79	15	6	21
35 - 39	18	24	42	—	—	—	16	21	37	2	3	5
40 - 44	31	15	46	3	1	4	23	12	35	5	2	7
45 - 54	24	10	34	3	—	3	17	8	25	4	2	6
55 and over	11	3	14	1	—	1	9	3	12	1	—	1
Unknown	6	15	21	5	8	13	1	7	8	—	—	—
TOTAL	619	408	1,027	29	28	57	529	330	859	61	50	111

TABLE II
MISDEMEANANTS OR FELONS RECEIVING MISDEMEANANT SENTENCES,
COMMITTED TO THE MAJOR INSTITUTIONS, CORRECTIONAL FIELD UNITS
OR VIRGINIA CORRECTIONAL CENTER FOR WOMEN, BY OFFENSE
ACCORDING TO RACE, YEAR ENDED JUNE 30, 1978

OFFENSES	TOTAL COMMITMENTS			MAJOR INSTITUTIONS			CORRECTIONAL FIELD UNITS			VA. CORRECTIONAL CENTER FOR WOMEN		
	White	Non-White	Total	White	Non-White	Total	White	Non-White	Total	White	Non-White	Total
OFFENSES AGAINST PERSONS												
Attempted Murder	1	--	1	--	--	--	--	--	--	1	--	1
Voluntary Manslaughter	1	2	3	--	--	--	1	2	3	--	--	--
Involuntary Manslaughter	1	2	3	--	--	--	1	1	2	--	1	1
Manslaughter, Not Specified	--	1	1	--	--	--	--	--	--	--	1	1
Rape	4	3	7	--	--	--	4	3	7	--	--	--
Aiding and Abetting, Rape	1	--	1	--	--	--	1	--	1	--	--	--
Robbery, Other or Unspecified	9	6	15	--	1	1	8	4	12	1	1	2
Robbery, Attempted	2	--	2	--	--	--	2	--	2	--	--	--
Assault, Felonious or Aggravated	9	9	18	--	--	--	8	8	16	1	1	2
Assault with Intent to Maim	1	1	2	--	--	--	1	--	1	--	1	1
Maiming	3	1	4	--	--	--	3	1	4	--	--	--
Shooting Into Occupied Dwelling	3	1	4	--	--	--	3	1	4	--	--	--
Shooting Into Occupied Vehicle	1	1	2	--	--	--	1	1	2	--	--	--
Assault and Battery	30	37	67	1	3	4	29	32	61	--	2	2
Throwing Missiles at Moving Object- (Car, Train, Etc.)	--	1	1	--	--	--	--	1	1	--	--	--
Unlawful Wounding	6	3	9	--	1	1	6	2	8	--	--	--
Assaulting a Police Officer	3	1	4	--	--	--	3	1	4	--	--	--
Threatening Bodily Harm	--	1	1	--	--	--	--	1	1	--	--	--
Abduction	1	--	1	--	--	--	1	--	1	--	--	--
TOTAL	76	70	146	1	5	6	72	58	130	3	7	10

CONTINUED

1 OF 3

TABLE II
MISDEMEANANTS OR FELONS RECEIVING MISDEMEANANT SENTENCES
COMMITTED TO THE MAJOR INSTITUTIONS, CORRECTIONAL FIELD UNITS,
OR THE VIRGINIA CORRECTIONAL CENTER FOR WOMEN, BY OFFENSE
ACCORDING TO RACE, YEAR ENDED JUNE 30, 1978 (Continued)

OFFENSES	TOTAL COMMITMENTS			MAJOR INSTITUTIONS			CORRECTIONAL FIELD UNITS			VA. CORRECTIONAL CENTER FOR WOMEN		
	White	Non-White	Total	White	Non-White	Total	White	Non-White	Total	White	Non-White	Total
OFFENSES AGAINST PROPERTY												
Burglary, Including Statutory	73	35	108	1	--	1	69	35	104	3	--	3
Burglary, Attempted	--	1	1	--	--	--	--	1	1	--	--	--
Possession of Burglarious Tools	1	5	6	--	--	--	1	2	3	--	3	3
Break and Enter	31	15	46	--	--	--	28	15	43	3	--	3
Break and Enter, Attempted	5	1	6	--	--	--	5	1	6	--	--	--
Larceny, Grand (Except Auto)	63	35	98	1	1	2	57	31	88	5	3	8
Larceny, Certain Farm Animals	1	--	1	--	--	--	1	--	1	--	--	--
Larceny, Attempted	1	2	3	--	--	--	1	2	3	--	--	--
Larceny, Petty	67	78	145	4	2	6	56	65	121	7	11	18
Shoplifting	2	11	13	--	--	--	2	7	9	--	4	4
Larceny, Unspecified	3	--	3	--	--	--	3	--	3	--	--	--
Possession of Stolen Goods	7	4	11	--	--	--	7	4	11	--	--	--
Larceny, Theft of Auto	8	1	9	--	--	--	8	1	9	--	--	--
Use of Auto Without Authority of Owner	13	7	20	1	2	3	12	5	17	--	--	--
Tampering With Auto	2	1	3	--	--	--	2	1	3	--	--	--
Fraud and Credit Card Theft	4	8	12	--	--	--	3	2	5	1	6	7
Bad Checks	19	4	23	--	--	--	13	2	15	6	2	8
Embezzlement	3	--	3	--	--	--	3	--	3	--	--	--
Arson	4	--	4	--	--	--	3	--	3	1	--	1
Malicious Destruction or Damage to Property, Vandalism	7	--	7	2	--	2	4	--	4	1	--	1
Trespassing	12	17	29	1	1	2	10	15	25	1	1	2
Forgery of Checks, Uttering	24	22	46	1	--	1	16	18	34	7	4	11
Forgery of Other Documents	6	3	9	--	--	--	5	3	8	1	--	1
TOTAL	356	250	606	11	6	17	309	210	519	36	34	70

TABLE II
MISDEMEANANTS OR FELONS RECEIVING MISDEMEANANT SENTENCES
COMMITTED TO THE MAJOR INSTITUTIONS, CORRECTIONAL FIELD UNITS
OR THE VIRGINIA CORRECTIONAL CENTER FOR WOMEN, BY OFFENSE
ACCORDING TO RACE, YEAR ENDED JUNE 30, 1978 (Continued)

OFFENSES	TOTAL COMMITMENTS			MAJOR INSTITUTIONS			CORRECTIONAL FIELD UNITS			VA. CORRECTIONAL CENTER FOR WOMEN		
	White	Non-White	Total	White	Non-White	Total	White	Non-White	Total	White	Non-White	Total
OFFENSES AGAINST DECENCY, MORALITY, PEACE AND GOOD ORDER												
Drunkenness and Drunk and Disorderly	1	--	1	--	--	--	--	--	--	1	--	1
Sodomy	3	2	5	--	--	--	3	2	5	--	--	--
Prostitution	--	1	1	--	--	--	--	--	--	--	1	1
Pandering and Soliciting	1	1	2	--	1	1	1	--	1	--	--	--
Conducting a Bawdy House, House of ill Fame	2	--	2	--	--	--	--	--	--	2	--	2
Indecent Exposure	2	3	5	1	1	2	1	2	3	--	--	--
Window Peeping, Peeping Tom	2	1	3	--	--	--	2	1	3	--	--	--
Non-Support	--	3	3	--	1	1	--	--	--	--	2	2
Abandonment or Neglect of Children	1	--	1	--	--	--	1	--	1	--	--	--
Contributing to the Delinquency of Child	19	2	21	1	--	1	17	2	19	1	--	1
Cruelty to Child	1	--	1	--	--	--	1	--	1	--	--	--
Disorderly Conduct	2	1	3	--	1	1	1	--	1	1	--	1
Cursing, Abusive, Obscene Language	1	--	1	--	--	--	1	--	1	--	--	--
Fire Menace - Burning Law	1	--	1	--	--	--	1	--	1	--	--	--
False Public Alarm (Not Fire) (Bomb Threat)	1	--	1	--	--	--	1	--	1	--	--	--
Discharging Fireworks, Firearms, or Explosives	1	1	2	--	--	--	1	1	2	--	--	--
Sale, Possession, Exhibiting Obscene Matter	--	1	1	--	--	--	--	--	--	--	1	1
Carrying Concealed Weapons	1	--	1	--	--	--	1	--	1	--	--	--
Brandishing a Firearm	4	6	10	2	1	3	2	5	7	--	--	--
TOTAL	43	22	65	4	5	9	34	13	47	5	4	9

TABLE II
MISDEMEANANTS OR FELONS RECEIVING MISDEMEANANT SENTENCES
COMMITTED TO THE MAJOR INSTITUTIONS, CORRECTIONAL FIELD UNITS
OR THE VIRGINIA CORRECTIONAL CENTER FOR WOMEN, BY OFFENSE
ACCORDING TO RACE, YEAR ENDED JUNE 30, 1978 (Concluded)

OFFENSES	TOTAL COMMITMENTS			MAJOR INSTITUTIONS			CORRECTIONAL FIELD UNITS			VA. CORRECTIONAL CENTER FOR WOMEN		
	White	Non-White	Total	White	Non-White	Total	White	Non-White	Total	White	Non-White	Total
OFFENSES AGAINST PUBLIC JUSTICE AND ADMINISTRATION												
Contempt of Court	6	3	9	1	1	2	4	2	6	1	--	1
Resisting Arrest	1	3	4	--	--	--	1	3	4	--	--	--
Interfering With Officer	2	--	2	--	--	--	2	--	2	--	--	--
Impersonating a Public Servant or Uniformed Person	1	--	1	--	--	--	1	--	1	--	--	--
Accessory After Fact	4	3	7	--	--	--	2	2	4	2	1	3
Failing to Answer Summons	1	--	1	--	--	--	1	--	1	--	--	--
Obstructing Justice	1	1	2	--	--	--	1	1	2	--	--	--
Escape - Attempted Escape	--	4	4	--	--	--	--	4	4	--	--	--
TOTAL	16	14	30	1	1	2	12	12	24	3	1	4
OFFENSES AGAINST PUBLIC POLICY, ECONOMY AND HEALTH												
Illegal Sale of Liquor	--	2	2	--	2	2	--	--	--	--	--	--
Illegal Possession of Liquor	2	--	2	--	--	--	2	--	2	--	--	--
Violation of Narcotic Drug Laws	84	32	116	3	5	8	70	23	93	11	4	15
Violation of Game and Fish Laws	2	--	2	1	--	1	--	--	--	1	--	1
Violation of Quarantine Laws	1	--	1	--	--	--	1	--	1	--	--	--
Violation of Drug Laws (Other than Narcotics)	1	--	1	--	--	--	1	--	1	--	--	--
TOTAL	90	34	124	4	7	11	74	23	97	12	4	16
VIOLATING TRAFFIC VEHICLE LAWS												
Driving Under Influence of Intoxicants	4	6	10	1	1	2	3	5	8	--	--	--
Hit and Run	6	2	8	--	--	--	6	2	8	--	--	--
Reckless Driving and Speeding	5	2	7	2	--	2	1	2	3	2	--	2
Driving After Permit Revoked	10	5	15	4	3	7	6	2	8	--	--	--
Auto Registration Violation	--	1	1	--	--	--	--	1	1	--	--	--
Habitual Traffic Offender	6	--	6	--	--	--	6	--	6	--	--	--
TOTAL	31	16	47	7	4	11	22	12	34	2	--	2
MISCELLANEOUS OFFENSES												
Insane, Held for Commitment to Mental Institution	1	--	1	1	--	1	--	--	--	--	--	--
Violation of Probation, Parole or Pardon, Offense Unknown	6	2	8	--	--	--	6	2	8	--	--	--
TOTAL	7	2	9	1	--	1	6	2	8	--	--	--
GRAND TOTAL	619	408	1,027	29	28	57	529	330	859	61	50	111

TABLE III

MISDEMEANANTS OR FELONS RECEIVING MISDEMEANANT SENTENCES
COMMITTED TO THE MAJOR INSTITUTIONS, CORRECTIONAL FIELD UNITS
OR THE VIRGINIA CORRECTIONAL CENTER FOR WOMEN, BY LOCATION OF
COMMITTING COURT ACCORDING TO RACE, YEAR ENDED JUNE 30, 1978

COUNTIES	TOTAL COMMITMENTS			MAJOR INSTITUTIONS			CORRECTIONAL FIELD UNITS			VA. CORRECTIONAL CENTER FOR WOMEN		
	White	Non-White	Total	White	Non-White	Total	White	Non-White	Total	White	Non-White	Total
Albemarle	3	4	7	--	--	--	3	4	7	--	--	--
Alleghany	1	--	1	--	--	--	--	--	--	1	--	1
Amelia	2	--	2	--	--	--	2	--	2	--	--	--
Amherst	4	--	4	--	--	--	4	--	4	--	--	--
Appomattox	2	--	2	--	--	--	2	--	2	--	--	--
Arlington	5	2	7	--	--	--	5	2	7	--	--	--
Augusta	14	2	16	1	--	1	12	2	14	1	--	1
Bath	--	1	1	--	--	--	--	--	--	--	1	1
Bedford	18	5	23	--	--	--	18	4	22	--	1	1
Bland	--	1	1	--	--	--	--	1	1	--	--	--
Botetourt	2	--	2	--	--	--	1	--	1	1	--	1
Brunswick	1	--	1	--	--	--	1	--	1	--	--	--
Buchanan	3	--	3	--	--	--	3	--	3	--	--	--
Campbell	1	--	1	--	--	--	1	--	1	--	--	--
Caroline	1	1	2	--	--	--	1	1	2	--	--	--
Carroll	31	--	31	--	--	--	28	--	28	3	--	3
Charlotte	--	3	3	--	2	2	--	1	1	--	--	--
Chesterfield	10	10	20	--	--	--	7	9	16	3	1	4
Culpeper	3	3	6	--	--	--	3	3	6	--	--	--
Essex	--	2	2	--	--	--	--	2	2	--	--	--
Fairfax	33	13	46	--	--	--	31	13	44	2	--	2
Fauquier	3	4	7	--	--	--	3	4	7	--	--	--
Franklin Co.	6	1	7	--	--	--	6	1	7	--	--	--
Frederick	3	--	3	--	--	--	2	--	2	1	--	1
Gloucester	--	2	2	--	--	--	--	2	2	--	--	--
Goochland	18	24	42	14	19	33	--	2	2	4	3	7
Grayson	21	5	26	--	--	--	19	5	24	2	--	2
Greensville	4	4	8	--	--	--	4	4	8	--	--	--
Halifax	4	1	5	--	--	--	4	1	5	--	--	--
Hanover	2	--	2	--	--	--	1	--	1	1	--	1
Henrico	51	31	82	--	1	1	50	27	77	1	3	4
Henry	6	6	12	--	--	--	5	5	10	1	1	2
Isle of Wight	1	--	1	--	--	--	1	--	1	--	--	--
King George	--	2	2	--	--	--	--	2	2	--	--	--
King William	1	1	2	--	--	--	1	1	2	--	--	--

TABLE III
MISDEMEANANTS OR FELONS RECEIVING MISDEMEANANT SENTENCES
COMMITTED TO THE MAJOR INSTITUTIONS, CORRECTIONAL FIELD UNITS
OR THE VIRGINIA CORRECTIONAL CENTER FOR WOMEN, BY LOCATION OF
COMMITTING COURT ACCORDING TO RACE, YEAR ENDED JUNE 30, 1978 (Continued)

COUNTIES	TOTAL COMMITMENTS			MAJOR INSTITUTIONS			CORRECTIONAL FIELD UNITS			VA. CORRECTIONAL CENTER FOR WOMEN		
	White	Non-White	Total	White	Non-White	Total	White	Non-White	Total	White	Non-White	Total
Lancaster	1	--	1	--	--	--	1	--	1	--	--	--
Loudoun	5	--	5	--	--	--	5	--	5	--	--	--
Louisa	1	--	1	--	--	--	--	--	--	1	--	1
Lunenburg	3	1	4	--	--	--	2	1	3	1	--	1
Madison	1	--	1	--	--	--	1	--	1	--	--	--
Mathews	--	1	1	--	--	--	--	1	1	--	--	--
Mecklenburg	1	5	6	--	--	--	1	4	5	--	1	1
Montgomery	1	--	1	--	--	--	1	--	1	--	--	--
Nelson	--	2	2	--	--	--	--	2	2	--	--	--
New Kent	--	1	1	--	--	--	--	1	1	--	--	--
Northampton	1	2	3	--	--	--	1	2	3	--	--	--
Northumberland	1	--	1	--	--	--	1	--	1	--	--	--
Nottoway	2	2	4	--	--	--	2	2	4	--	--	--
Orange	1	2	3	--	--	--	1	2	3	--	--	--
Page	2	--	2	--	--	--	2	--	2	--	--	--
Patrick	3	--	3	--	--	--	3	--	3	--	--	--
Pittsylvania	7	5	12	--	--	--	6	2	8	1	3	4
Powhatan	11	2	13	9	2	11	--	--	--	2	--	2
Prince Edward	--	2	2	--	--	--	--	--	--	--	2	2
Prince William	5	--	5	--	--	--	3	--	3	2	--	2
Pulaski	7	3	10	1	--	1	4	3	7	2	--	2
Richmond Co.	2	--	2	--	--	--	2	--	2	--	--	--
Roanoke Co.	11	4	15	--	--	--	9	3	12	2	1	3
Rockingham	2	--	2	--	--	--	2	--	2	--	--	--
Scott	1	--	1	--	--	--	1	--	1	--	--	--
Smyth	27	1	28	--	--	--	23	1	24	4	--	4
Southampton	3	--	3	--	--	--	2	--	2	1	--	1
Spotsylvania	9	4	13	--	--	--	9	4	13	--	--	--
Stafford	4	--	4	--	--	--	3	--	3	1	--	1
Warren	2	1	3	--	--	--	2	1	3	--	--	--
Washington	3	--	3	--	--	--	3	--	3	--	--	--
Westmoreland	2	1	3	--	--	--	2	1	3	--	--	--
Wise	2	--	2	--	--	--	2	--	2	--	--	--
Wythe	13	3	16	--	--	--	12	3	15	1	--	1
York	4	--	4	--	--	--	4	--	4	--	--	--
TOTAL COUNTIES	392	170	562	25	24	49	328	129	457	39	17	56

TABLE III
MISDEMEANANTS OR FELONS RECEIVING MISDEMEANANT SENTENCES
COMMITTED TO THE MAJOR INSTITUTIONS, CORRECTIONAL FIELD UNITS
OR THE VIRGINIA CORRECTIONAL CENTER FOR WOMEN, BY LOCATION OF
COMMITTING COURT, ACCORDING TO RACE, YEAR ENDED JUNE 30, 1978 (Concluded)

CITIES	TOTAL COMMITMENTS			MAJOR INSTITUTIONS			CORRECTIONAL FIELD UNITS			VA. CORRECTIONAL CENTER FOR WOMEN		
	White	Non-White	Total	White	Non-White	Total	White	Non-White	Total	White	Non-White	Total
Alexandria	10	14	24	--	--	--	8	13	21	2	1	3
Bristol	12	1	13	1	--	1	10	1	11	1	--	1
Buena Vista	3	1	4	--	--	--	3	1	4	--	--	--
Charlottesville	9	11	20	1	--	1	6	11	17	2	--	2
Chesapeake	10	6	16	--	--	--	8	3	11	2	3	5
Danville	2	3	5	--	--	--	2	1	3	--	2	2
Fairfax	4	--	4	--	--	--	4	--	4	--	--	--
Fredericksburg	5	4	9	--	--	--	5	4	9	--	--	--
Galax	1	--	1	1	--	1	--	--	--	--	--	--
Hampton	11	28	39	--	--	--	11	25	36	--	3	3
Hopewell	1	--	1	--	--	--	1	--	1	--	--	--
Lynchburg	25	19	44	--	--	--	23	18	41	2	1	3
Martinsville	2	1	3	--	--	--	--	--	--	2	1	3
Newport News	4	19	23	--	2	2	3	13	16	1	4	5
Norfolk	25	38	63	--	1	1	23	31	54	2	6	8
Petersburg	3	9	12	--	--	--	3	7	10	--	2	2
Portsmouth	4	5	9	--	--	--	4	4	8	--	1	1
Radford	2	--	2	--	--	--	2	--	2	--	--	--
Richmond	15	36	51	1	1	2	10	27	37	4	8	12
Roanoke	35	22	57	--	--	--	32	22	54	3	--	3
Salem	4	1	5	--	--	--	4	1	5	--	--	--
Staunton	16	1	17	--	--	--	16	1	17	--	--	--
Suffolk	--	9	9	--	--	--	--	8	8	--	1	1
Virginia Beach	18	3	21	--	--	--	18	3	21	--	--	--
Williamsburg	3	5	8	--	--	--	2	5	7	1	--	1
Winchester	3	2	5	--	--	--	3	2	5	--	--	--
TOTAL CITIES	227	238	465	4	4	8	201	201	402	22	33	55
GRAND TOTAL	619	408	1,027	29	28	57	529	330	859	61	50	111

TABLE IV
MISDEMEANANTS AND FELONS RECEIVING MISDEMEANANT SENTENCES
COMMITTED TO MAJOR INSTITUTIONS
YEAR ENDED JUNE 30, 1978

<u>INSTITUTION</u>	<u>NUMBER</u>
BLAND.....	2
JAMES RIVER.....	47
POWHATAN.....	5
SOUTHAMPTON.....	1
ST. BRIDES.....	2
<hr/>	
TOTAL MAJOR INSTITUTIONS.....	57


TABLE V
BREAKDOWN OF MISDEMEANANT COMMITMENTS
ACCORDING TO TYPE OF OFFENSE
YEAR ENDED JUNE 30, 1978

OFFENSE	TOTAL COMMITMENTS	MAJOR INSTITUTIONS	CORRECTIONAL FIELD UNITS	VA. CORRECTIONAL CENTER FOR WOMEN
Misdemeanant Offense	517	53	376	88
Felon Offense	508	4	481	23
Unknown	2	--	2	--
TOTAL	1,027	57	859	111

TABLE VI
MISDEMEANANTS AND FELONS RECEIVING MISDEMEANANT SENTENCES
COMMITTED TO THE MAJOR INSTITUTIONS, CORRECTIONAL FIELD UNITS
OR THE VIRGINIA CORRECTIONAL CENTER FOR WOMEN, ACCORDING TO
TYPE OF COMMITTING COURT, YEAR ENDED JUNE 30, 1978

COMMITTING COURT	TOTAL INSTITUTIONS	MAJOR INSTITUTIONS	CORRECTIONAL FIELD UNITS	VA. CORRECTIONAL CENTER FOR WOMEN
General District Courts	280	40	203	37
Juvenile and Domestic Relations Court	44	2	40	2
Circuit Courts	697	15	610	72
Supreme Courts	1	—	1	—
Unknown	5	—	5	—
TOTAL	1,027	57	859	111

SECTION E



**Felon Recidivists (Va.)
Committed to the
Virginia State
Correctional System**

TABLE I
 RECIDIVISTS (VIRGINIA) COMMITTED TO THE VIRGINIA STATE CORRECTIONAL SYSTEM
 BY AGE GROUP ACCORDING TO RACE AND SEX
 YEAR ENDED JUNE 30, 1978

AGE	WHITE			NON-WHITE			GRAND TOTAL
	MALE	FEMALE	TOTAL	MALE	FEMALE	TOTAL	
18	1	-	1	-	-	-	1
19	2	-	2	3	-	3	5
20	3	1	4	11	-	11	15
21	11	-	11	19	-	19	30
22	12	-	12	11	-	11	23
23	11	-	11	13	1	14	25
24	7	-	7	20	2	22	29
25	11	-	11	32	-	32	43
26	9	1	10	20	2	22	32
27	1	-	1	22	-	22	23
28	17	-	17	14	1	15	32
29	13	-	13	16	-	16	29
30	8	-	8	22	-	22	30
31	5	2	7	12	-	12	19
32	6	-	6	9	-	9	15
33	6	-	6	9	2	11	17
34	5	-	5	6	-	6	11
35	4	-	4	7	-	7	11
36	2	-	2	5	-	5	7
37	3	1	4	6	-	6	10
38	8	-	8	10	-	10	18
39	4	-	4	4	-	4	8
40	4	1	5	3	-	3	8
41	3	-	3	3	-	3	6
42	2	-	2	6	-	6	8
43	4	-	4	2	-	2	6
44	6	-	6	9	1	10	16
45	2	-	2	2	-	2	4
46	-	-	-	3	-	3	3
47	3	-	3	3	-	3	6
48	3	-	3	1	1	2	5
49	1	-	1	1	-	1	2
50	2	-	2	2	-	2	4
51	1	-	1	2	-	2	3
52	2	-	2	3	1	4	6
53	-	-	-	4	-	4	4
54	2	-	2	1	-	1	3
55	2	-	2	3	-	3	5
56	2	-	2	-	-	-	2
57	-	-	-	1	1	2	2
58	2	-	2	2	-	2	4
59	2	-	2	-	-	-	2
60	2	-	2	1	-	1	3
TOTAL	194	6	200	323	12	335	535

TABLE II
 RECIDIVISTS (VIRGINIA) COMMITTED TO THE VIRGINIA STATE CORRECTIONAL SYSTEM
 BY LOCATION OF COMMITTING COURT ACCORDING TO RACE AND SEX
 YEAR ENDED JUNE 30, 1978

COMMITTING COURT	WHITE			NON-WHITE			GRAND TOTAL
	MALE	FEMALE	TOTAL	MALE	FEMALE	TOTAL	
COUNTIES							
ACCOMACK	-	-	-	2	-	2	2
ALBEMARLE	3	-	3	1	-	1	4
ALLEGHANY	-	-	-	-	-	-	-
AMELIA	-	-	-	-	-	-	-
AMHERST	4	-	4	-	-	-	4
APPOMATTOX	-	-	-	1	-	1	1
ARLINGTON	2	-	2	7	-	7	9
AUGUSTA	2	-	2	1	-	1	3
BATH	-	-	-	-	-	-	-
BEDFORD COUNTY	2	-	2	1	-	1	3
BLAND	-	-	-	-	-	-	-
BOTETOURT	-	-	-	-	-	-	-
BRUNSWICK	1	-	1	-	-	-	1
BUCHANAN	3	-	3	-	-	-	3
BUCKINGHAM	-	-	-	1	-	1	1
CAMPBELL	3	-	3	1	-	1	4
CAROLINE	-	-	-	2	-	2	2
CARROLL	1	-	1	1	-	1	2
CHARLES CITY	-	-	-	-	-	-	-
CHARLOTTE	-	-	-	-	-	-	-
CHESTERFIELD	4	-	4	4	-	4	8
CLARKE	-	-	-	-	-	-	-
CRAIG	-	-	-	-	-	-	-
CULPEPER	-	-	-	2	-	2	2
CUMBERLAND	-	-	-	-	-	-	-
DICKENSON	1	-	1	-	-	-	1
DINWIDDIE	-	-	-	1	-	1	1

TABLE II
 RECIDIVISTS (VIRGINIA) COMMITTED TO THE VIRGINIA STATE CORRECTIONAL SYSTEM
 BY LOCATION OF COMMITTING COURT ACCORDING TO RACE AND SEX
 YEAR ENDED JUNE 30, 1978 (Continued)

COMMITTING COURT	WHITE			NON-WHITE			GRAND TOTAL
	MALE	FEMALE	TOTAL	MALE	FEMALE	TOTAL	
COUNTIES							
ESSEX	-	-	-	-	-	-	-
FAIRFAX COUNTY	13	2	15	3	-	3	18
FAUQUIER	-	-	-	-	-	-	-
FLOYD	-	-	-	-	-	-	-
FLUVANNA	-	-	-	1	-	1	1
FRANKLIN COUNTY	-	-	-	2	-	2	2
FREDERICK	1	-	1	-	-	-	1
GILES	2	-	2	-	-	-	2
GLOUCESTER	-	-	-	-	-	-	-
GOOCHLAND	-	-	-	-	-	-	-
GRAYSON	3	-	3	-	-	-	3
GREENE	-	-	-	-	-	-	-
GREENSVILLE	-	-	-	1	-	1	1
HALIFAX	-	-	-	-	-	-	-
HANOVER	3	-	3	2	-	2	5
HENRICO	4	-	4	13	1	14	18
HENRY	3	-	3	7	-	7	10
HIGHLAND	1	-	1	-	-	-	1
ISLE OF WIGHT	1	-	1	4	-	4	5
JAMES CITY	-	-	-	1	-	1	1
KING AND QUEEN	-	-	-	2	-	2	2
KING GEORGE	1	-	1	-	-	-	1
KING WILLIAM	-	-	-	-	-	-	-
LANCASTER	-	-	-	-	-	-	-
LEE	-	-	-	-	-	-	-
LOUDOUN	-	-	-	1	-	1	1
LOUISA	-	-	-	-	-	-	-

TABLE II
 RECIDIVISTS (VIRGINIA) COMMITTED TO THE VIRGINIA STATE CORRECTIONAL SYSTEM
 BY LOCATION OF COMMITTING COURT ACCORDING TO RACE AND SEX
 YEAR ENDED JUNE 30, 1978 (Continued)

COMMITTING COURT	WHITE			NON-WHITE			GRAND TOTAL
	MALE	FEMALE	TOTAL	MALE	FEMALE	TOTAL	
COUNTIES							
LUNENBURG	-	-	-	-	-	-	-
MADISON	1	-	1	-	-	-	1
MATHEWS	1	-	1	-	-	-	1
MECKLENBURG	-	-	-	6	-	6	6
MIDDLESEX	-	-	-	1	-	1	1
MONTGOMERY	3	-	3	-	-	-	3
NANSEMOND	-	-	-	-	-	-	-
NELSON	1	-	1	-	-	-	1
NEW KENT	-	-	-	-	-	-	-
NORTHAMPTON	-	-	-	2	-	2	2
NORTHUMBERLAND	1	-	1	-	-	-	1
NOTTOWAY	-	-	-	2	-	2	2
ORANGE	5	-	5	-	-	-	5
PAGE	3	-	3	-	-	-	3
PATRICK	-	-	-	1	-	1	1
PITTSYLVANIA	3	-	3	-	-	-	3
POWHATAN	-	-	-	2	-	2	2
PRINCE EDWARD	-	-	-	-	-	-	-
PRINCE GEORGE	-	-	-	-	-	-	-
PRINCE WILLIAM	6	-	6	2	-	2	8
PULASKI	4	-	4	-	-	-	4
RAPPAHANNOCK	1	-	1	-	-	-	1
RICHMOND COUNTY	2	-	2	2	-	2	4
ROANOKE COUNTY	-	-	-	1	-	1	1
ROCKBRIDGE	1	-	1	-	-	-	1
ROCKINGHAM	2	-	2	2	-	2	4
RUSSELL	-	-	-	-	-	-	-

TABLE II
 RECIDIVISTS (VIRGINIA) COMMITTED TO THE VIRGINIA STATE CORRECTIONAL SYSTEM
 BY LOCATION OF COMMITTING COURT ACCORDING TO RACE AND SEX
 YEAR ENDED JUNE 30, 1978 (Continued)

COMMITTING COURT	WHITE			NON-WHITE			GRAND TOTAL
	MALE	FEMALE	TOTAL	MALE	FEMALE	TOTAL	
COUNTIES							
SCOTT	-	-	-	-	-	-	-
SHENANDOAH	1	-	1	-	-	-	1
SMYTH	2	-	2	-	-	-	2
SOUTHAMPTON	-	-	-	3	-	3	3
SPOTSYLVANIA	-	-	-	-	-	-	-
STAFFORD	2	-	2	1	-	1	3
SURRY	-	-	-	-	-	-	-
SUSSEX	-	-	-	-	-	-	-
TAZEWELL	2	-	2	-	-	-	2
WARREN	2	-	2	-	-	-	2
WASHINGTON	5	-	5	-	-	-	5
WESTMORELAND	1	-	1	-	-	-	1
WISE	-	-	-	-	-	-	-
WYTHE	1	-	1	-	-	-	1
YORK	2	-	2	1	-	1	3
TOTAL COUNTIES	110	2	112	88	1	89	201
CITIES							
ALEXANDRIA	5	-	5	12	-	12	17
BEDFORD CITY	-	-	-	-	-	-	-
BRISTOL	2	-	2	-	-	-	2
BUENA VISTA	-	-	-	-	-	-	-
CHARLOTTESVILLE	4	-	4	6	-	6	10
CHESAPEAKE	3	-	3	3	-	3	6
CLIFTON FORGE	-	-	-	-	-	-	-
COLONIAL HEIGHTS	2	-	2	-	-	-	2
COVINGTON	-	-	-	-	-	-	-

TABLE II
 RECIDIVISTS (VIRGINIA) COMMITTED TO THE VIRGINIA STATE CORRECTIONAL SYSTEM
 BY LOCATION OF COMMITTING COURT ACCORDING TO RACE AND SEX
 YEAR ENDED JUNE 30, 1978 (Continued)

COMMITTING COURT	WHITE			NON-WHITE			GRAND TOTAL
	MALE	FEMALE	TOTAL	MALE	FEMALE	TOTAL	
CITIES							
DANVILLE	1	-	1	4	1	5	6
EMPORIA	-	-	-	-	-	-	-
FAIRFAX CITY	-	-	-	1	-	1	1
FALLS CHURCH	-	-	-	-	-	-	-
FRANKLIN CITY	-	-	-	-	-	-	-
FREDERICKSBURG	-	-	-	-	-	-	-
GALAX	-	-	-	-	-	-	-
HAMPTON	2	-	2	12	-	12	14
HARRISONBURG	-	-	-	-	-	-	-
HOPEWELL	-	-	-	1	-	1	1
LEXINGTON	-	-	-	-	-	-	-
LYNCHBURG	7	-	7	11	1	12	19
MARTINSVILLE	5	-	5	3	-	3	8
NEWPORT NEWS	5	-	5	10	-	10	15
NORFOLK	8	-	8	44	2	46	54
NORTON	-	-	-	1	-	1	1
PETERSBURG	1	-	1	5	-	5	6
PORTSMOUTH	5	-	5	35	2	37	42
RADFORD	-	-	-	1	-	1	1
RICHMOND CITY	13	2	15	65	5	70	85
ROANOKE CITY	8	1	9	6	-	6	15
SALEM	2	-	2	2	-	2	4
SOUTH BOSTON	-	-	-	-	-	-	-
STAUNTON	3	-	3	1	-	1	4
SUFFOLK	1	-	1	5	-	5	6
VIRGINIA BEACH	4	1	5	5	-	5	10
WAYNESBORO	1	-	1	-	-	-	1

TABLE II
 RECIDIVISTS (VIRGINIA) COMMITTED TO THE VIRGINIA STATE CORRECTIONAL SYSTEM
 BY LOCATION OF COMMITTING COURT ACCORDING TO RACE AND SEX
 YEAR ENDED JUNE 30, 1978 (Concluded)

COMMITTING COURT	WHITE			NON-WHITE			GRAND TOTAL
	MALE	FEMALE	TOTAL	MALE	FEMALE	TOTAL	
CITIES							
WILLIAMSBURG	2	-	2	1	-	1	3
WINCHESTER	-	-	-	1	-	1	1
TOTAL CITIES	84	4	88	235	11	246	334
GRAND TOTAL	194	6	200	323	12	335	535

TABLE III
 RECIDIVISTS (VIRGINIA) COMMITTED TO THE VIRGINIA STATE CORRECTIONAL SYSTEM
 BY OFFENSE ACCORDING TO TERM OF SENTENCE*
 YEAR ENDED JUNE 30, 1978

OFFENSE	UNDER 1 YR.	1 YEAR	2 YRS	3 YRS	4 YRS	5 YRS	6 YRS	7 YRS	8 YRS	9 YRS	10 YRS
OFFENSES AGAINST PERSONS											
MURDER, 1ST DEGREE	-	-	-	-	-	-	-	-	-	-	-
MURDER, 2ND DEGREE	-	-	1	1	1	1	-	-	1	-	-
MURDER, DEGREE NOT SPECIFIED	-	-	-	-	-	-	-	-	-	-	-
MURDER, ATTEMPTED	-	-	1	-	1	1	1	-	-	-	-
MANSLAUGHTER, VOLUNTARY	-	-	1	-	-	-	1	-	-	-	1
MANSLAUGHTER, INVOLUNTARY	-	-	-	-	-	1	-	-	1	-	-
RAPE	-	-	-	-	-	1	-	-	1	-	1
RAPE, STATUTORY	-	-	-	-	-	-	-	-	-	-	1
RAPE, ATTEMPTED	-	-	-	-	1	1	1	-	-	-	-
CARNAL KNOWLEDGE OF CHILD	-	-	-	1	-	-	-	-	-	-	-
ROBBERY, ARMED OR HIGHWAY	-	-	-	2	-	6	3	2	2	2	4
ROBBERY, UNSPECIFIED	-	-	-	2	1	1	2	4	2	-	1
ROBBERY, ATTEMPTED	-	-	1	1	-	-	1	-	-	-	-
ASSAULT, FELONIOUS	-	-	4	2	3	2	1	-	1	-	1
ASSAULT WITH INTENT TO MAIM	-	1	-	-	-	-	-	-	-	-	-
MAIMING	-	-	2	1	-	2	1	1	1	-	1
SHOOT INTO OCCUPIED DWELLING	-	1	2	-	1	1	-	1	-	-	-
ABDUCTION	-	-	-	-	1	-	-	-	-	-	-
TOTAL OFFENSES AGAINST PERSONS	-	2	12	10	9	17	11	8	9	2	10
OFFENSES AGAINST PROPERTY											
BURGLARY	-	2	12	12	13	13	7	3	5	3	9
BREAK AND ENTER	-	-	2	2	2	5	5	1	1	-	2
LARCENY, GRAND (EXCEPT AUTO)	1	2	10	5	8	13	7	1	4	1	4
ATTEMPTED LARCENY	-	-	-	-	-	-	1	-	-	-	-
LARCENY, PETTY	-	1	5	2	-	-	-	-	-	-	-
SHOPLIFTING	-	-	-	1	-	-	-	-	-	-	-
POSSESSION OF STOLEN GOODS	-	-	2	1	-	2	-	-	1	-	-

TABLE III
 RECIDIVISTS (VIRGINIA) COMMITTED TO THE VIRGINIA STATE CORRECTIONAL SYSTEM
 BY OFFENSE ACCORDING TO TERM OF SENTENCE*
 YEAR ENDED JUNE 30, 1978 (Continued)

11 YRS	12 YRS	13 YRS	14 YRS	15 YRS	16 YRS	17 YRS	18 YRS	19 YRS	20-24 YEARS	25-29 YEARS	30-39 YEARS	40-49 YEARS	OVER 49 YRS	LIFE	DEATH	TOTAL
-	-	-	-	-	-	-	-	-	-	1	-	1	1	6	-	9
-	-	-	-	-	1	-	-	-	4	-	-	-	-	-	-	10
-	-	-	-	-	-	-	-	-	1	1	-	2	-	1	-	5
-	-	-	-	-	-	-	-	-	-	-	-	-	-	-	-	4
-	-	-	-	-	-	-	-	-	-	-	-	-	-	-	-	3
-	-	-	-	-	-	-	-	-	-	-	-	-	-	-	-	2
1	-	-	-	-	-	-	-	-	-	1	2	2	2	1	-	12
-	-	-	-	-	-	-	-	-	-	-	-	-	-	-	-	1
-	-	-	-	-	-	-	-	-	-	-	-	-	-	-	-	3
-	-	-	-	-	-	-	-	-	-	-	-	-	-	-	-	1
3	3	2	1	4	1	-	-	1	4	-	2	2	1	-	-	45
1	2	1	2	1	2	2	-	-	4	3	1	2	-	-	-	34
-	-	1	-	-	-	-	-	-	-	-	-	-	-	-	-	4
-	1	-	-	-	1	-	-	-	-	1	1	-	-	1	-	19
-	-	-	-	-	-	-	-	-	-	-	-	-	-	-	-	1
-	1	-	-	1	-	1	-	-	-	-	-	-	-	-	-	12
-	-	-	-	-	-	-	-	-	-	-	-	-	-	-	-	6
-	-	-	-	-	1	-	-	-	-	-	-	-	-	-	-	2
5	7	4	3	6	6	3	-	1	13	7	6	9	4	9	-	173
2	3	-	1	1	1	1	1	1	2	1	1	-	-	1	-	95
-	-	-	-	-	1	-	-	-	1	-	-	-	-	-	-	22
2	-	-	-	1	-	-	-	1	2	2	2	2	-	-	-	68
-	-	-	-	-	-	-	-	-	-	-	-	-	-	-	-	1
-	-	-	-	-	-	-	-	-	-	-	-	-	-	-	-	8
-	-	-	-	-	-	-	-	-	-	-	-	-	-	-	-	1
-	-	-	-	-	-	-	-	-	-	-	-	-	-	-	-	6

TABLE III
 RECIDIVISTS (VIRGINIA) COMMITTED TO THE VIRGINIA STATE CORRECTIONAL SYSTEM
 BY OFFENSE ACCORDING TO TERM OF SENTENCE*
 YEAR ENDED JUNE 30, 1978 (Continued)

OFFENSE	UNDER 1 YR.	1 YEAR	2 YRS	3 YRS	4 YRS	5 YRS	6 YRS	7 YRS	8 YRS	9 YRS	10 YRS
OFFENSES AGAINST PROPERTY											
LARCENY, THEFT OF AUTO	-	1	3	-	1	2	2	1	-	-	-
USE OF AUTO WITHOUT AUTHORITY	-	-	2	4	1	1	-	-	-	-	-
FRAUD & CREDIT CARD THEFT	-	-	-	1	-	-	-	-	-	-	-
ARSUN	-	-	1	-	-	2	-	-	-	-	-
FORGERY OF CHECKS, UTTERING	-	3	5	8	3	1	5	5	1	1	1
TOTAL OFFENSES AGAINST PROPERTY	1	9	42	36	28	39	27	11	12	5	16
OFFENSES AGAINST DECENCY, MORALITY, PEACE, AND GOOD ORDER											
SODOMY	-	-	1	-	1	1	-	-	-	-	1
MOLESTING; INDECENT LIBERTIES	-	-	1	-	-	-	-	-	-	-	-
VIOLATING WEAPONS LAWS	-	1	-	-	-	-	-	-	-	-	-
TOTAL OFFENSES AGAINST DECENCY MORALITY, PEACE, AND GOOD ORDER	-	1	2	-	1	1	-	-	-	-	1
OFFENSES AGAINST PUBLIC JUSTICE AND ADMINISTRATION											
ESCAPE - ATTEMPTED ESCAPE	-	-	1	-	-	-	-	-	1	-	-
TOTAL OFFENSES AGAINST PUBLIC JUSTICE AND ADMINISTRATION	-	-	1	-	-	-	-	-	1	-	-
VIOLATIONS OF TRAFFIC AND VEHICLE LAWS											
HIT AND RUN	-	-	-	-	1	1	-	1	-	-	-
HABITUAL OFFENDER	-	21	8	6	-	2	1	-	1	-	-
TOTAL VIOLATIONS OF TRAFFIC AND VEHICLE LAWS	-	21	8	6	1	3	1	1	1	-	-

TABLE III
 RECIDIVISTS (VIRGINIA) COMMITTED TO THE VIRGINIA STATE CORRECTIONAL SYSTEM
 BY OFFENSE ACCORDING TO TERM OF SENTENCE*
 YEAR ENDED JUNE 30, 1978 (Continued)

11 YRS	12 YRS	13 YRS	14 YRS	15 YRS	16 YRS	17 YRS	18 YRS	19 YRS	20-24 YEARS	25-29 YEARS	30-39 YEARS	40-49 YEARS	OVER 49 YRS	LIFE	DEATH	TOTAL
-	-	1	-	-	-	-	-	-	-	-	-	-	-	-	-	11
-	-	-	-	-	-	-	-	-	-	-	-	-	-	-	-	8
-	-	-	-	-	-	-	-	-	-	-	-	-	-	-	-	1
-	-	-	-	-	-	-	-	-	-	-	-	-	-	-	-	3
-	1	-	1	-	-	-	-	-	1	-	-	-	-	-	-	36
4	4	1	2	2	2	1	1	2	6	3	3	2	-	1	-	260
-	-	-	-	-	-	-	-	-	-	-	-	-	-	-	-	4
-	-	-	-	-	-	-	-	-	-	-	-	-	-	-	-	1
-	-	-	-	-	-	-	-	-	-	-	-	-	-	-	-	1
-	-	-	-	-	-	-	-	-	-	-	-	-	-	-	-	6
-	-	-	-	-	-	-	-	-	-	-	-	-	-	-	-	2
-	-	-	-	-	-	-	-	-	-	-	-	-	-	-	-	2
-	-	-	-	-	-	-	-	-	-	-	-	-	-	-	-	3
1	-	-	-	-	-	-	-	-	-	-	-	-	-	1	-	41
1	-	-	-	-	-	-	-	-	-	-	-	-	-	1	-	44

TABLE III
 RECIDIVISTS (VIRGINIA) COMMITTED TO THE VIRGINIA STATE CORRECTIONAL SYSTEM
 BY OFFENSE ACCORDING TO TERM OF SENTENCE*
 YEAR ENDED JUNE 30, 1978 (Continued)

OFFENSE	UNDER 1 YR.	1 YEAR	2 YRS	3 YRS	4 YRS	5 YRS	6 YRS	7 YRS	8 YRS	9 YRS	10 YRS
OFFENSES AGAINST PUBLIC POLICY, ECONOMY, AND HEALTH											
VIOLATION OF NARCOTICS LAWS	-	1	6	4	6	8	5	-	1	-	4
TOTAL OFFENSES AGAINST PUBLIC POLICY, ECONOMY, AND HEALTH	-	1	6	4	6	8	5	-	1	-	4
GRAND TOTAL	1	34	71	56	45	68	44	20	24	7	31

*Sentences are shown to the nearest year, with six months or more being rounded up.

Each inmate is categorized by his most serious offense. All of the sentences received by an inmate are accumulated under just one offense category and may therefore actually reflect several different offenses.

TABLE III
 RECIDIVISTS (VIRGINIA) COMMITTED TO THE VIRGINIA STATE CORRECTIONAL SYSTEM
 BY OFFENSE ACCORDING TO TERM OF SENTENCE*
 YEAR ENDED JUNE 30, 1978 (Concluded)

11 YRS	12 YRS	13 YRS	14 YRS	15 YRS	16 YRS	17 YRS	18 YRS	19 YRS	20-24 YEARS	25-29 YEARS	30-39 YEARS	40-49 YEARS	OVER 49 YRS	LIFE	DEATH	TOTAL
2	1	-	-	1	-	-	2	-	4	1	2	2	-	-	-	50
2	1	-	-	1	-	-	2	-	4	1	2	2	-	-	-	50
12	12	5	5	9	8	4	3	3	23	11	11	13	4	11	-	535

TABLE IV
 RECIDIVISTS (VIRGINIA) COMMITTED TO THE VIRGINIA STATE CORRECTIONAL SYSTEM
 BY SENTENCE ACCORDING TO RACE AND SEX
 YEAR ENDED JUNE 30, 1978

SENTENCE*	WHITE			NON-WHITE			GRAND TOTAL
	MALE	FEMALE	TOTAL	MALE	FEMALE	TOTAL	
UNDER ONE YEAR	-	-	-	-	1	1	1
1 YEAR	23	1	24	10	-	10	34
2 YEARS	25	-	25	43	3	46	71
3 YEARS	23	1	24	31	1	32	56
4 YEARS	12	-	12	32	1	33	45
5 YEARS	28	1	29	38	1	39	68
6 YEARS	12	1	13	30	1	31	44
7 YEARS	5	1	6	12	2	14	20
8 YEARS	9	-	9	14	1	15	24
9 YEARS	4	-	4	3	-	3	7
10 YEARS	13	-	13	18	-	18	31
11 YEARS	3	-	3	9	-	9	12
12 YEARS	4	1	5	7	-	7	12
13 YEARS	-	-	-	5	-	5	5
14 YEARS	-	-	-	5	-	5	5
15 YEARS	2	-	2	7	-	7	9
16 YEARS	4	-	4	4	-	4	8
17 YEARS	1	-	1	3	-	3	4
18 YEARS	1	-	1	2	-	2	3
19 YEARS	2	-	2	1	-	1	3
20 YEARS	4	-	4	8	1	9	13
21 YEARS	4	-	4	2	-	2	6
22 YEARS	-	-	-	2	-	2	2
24 YEARS	1	-	1	1	-	1	2
25 YEARS	1	-	1	1	-	1	2
26 YEARS	-	-	-	6	-	6	6
27 YEARS	1	-	1	-	-	-	1
28 YEARS	-	-	-	2	-	2	2
30 YEARS	-	-	-	2	-	2	2
31 YEARS	-	-	-	2	-	2	2
32 YEARS	1	-	1	1	-	1	2
33 YEARS	1	-	1	-	-	-	1
35 YEARS	1	-	1	2	-	2	3
38 YEARS	-	-	-	1	-	1	1
40 YEARS	2	-	2	3	-	3	5
41 YEARS	-	-	-	1	-	1	1
42 YEARS	1	-	1	-	-	-	1
43 YEARS	1	-	1	-	-	-	1
44 YEARS	-	-	-	1	-	1	1
45 YEARS	1	-	1	1	-	1	2
47 YEARS	-	-	-	1	-	1	1
48 YEARS	-	-	-	1	-	1	1
51 YEARS	-	-	-	1	-	1	1
54 YEARS	-	-	-	1	-	1	1
61 YEARS	-	-	-	1	-	1	1
61 YEARS	-	-	-	1	-	1	1
LIFE	4	-	4	7	-	7	11
GRAND TOTAL	194	6	200	323	12	335	535

*Sentences are shown to the nearest year, with six months or more being rounded up.

TABLE V
 RECIDIVISTS (VIRGINIA) COMMITTED TO THE VIRGINIA STATE CORRECTIONAL SYSTEM
 BY OFFENSE ACCORDING TO RACE AND SEX
 YEAR ENDED JUNE 30, 1978

OFFENSE	WHITE			NON-WHITE			GRAND TOTAL
	MALE	FEMALE	TOTAL	MALE	FEMALE	TOTAL	
OFFENSES AGAINST PERSONS							
MURDER, 1ST DEGREE	4	-	4	5	-	5	9
MURDER, 2ND DEGREE	6	1	7	3	-	3	10
MURDER, DEGREE NOT SPECIFIED	-	-	-	5	-	5	5
MURDER, ATTEMPTED	1	-	1	3	-	3	4
MANSLAUGHTER, VOLUNTARY	1	-	1	2	-	2	3
MANSLAUGHTER, INVOLUNTARY	1	-	1	1	-	1	2
RAPE	2	-	2	10	-	10	12
RAPE, STATUTORY	1	-	1	-	-	-	1
RAPE, ATTEMPTED	1	-	1	2	-	2	3
CARNAL KNOWLEDGE OF CHILD	1	-	1	-	-	-	1
ROBBERY, ARMED OR HIGHWAY	9	-	9	36	-	36	45
ROBBERY, UNSPECIFIED	8	-	8	26	-	26	34
ROBBERY, ATTEMPTED	-	-	-	4	-	4	4
ASSAULT, FELONIOUS	4	-	4	15	-	15	19
ASSAULT WITH INTENT TO MAIM	1	-	1	-	-	-	1
MAIMING	2	-	2	10	-	10	12
SHOOT INTO OCCUPIED DWELLING	3	-	3	2	1	3	6
ABDUCTION	2	-	2	-	-	-	2
TOTAL OFFENSES AGAINST PERSONS	47	1	48	124	1	125	173
OFFENSES AGAINST PROPERTY							
BURGLARY	49	-	49	46	-	46	95
BREAK AND ENTER	7	-	7	15	-	15	22
LARCENY, GRAND (EXCEPT AUTO)	21	1	22	44	2	46	68
ATTEMPTED LARCENY	-	-	-	1	-	1	1
LARCENY, PETTY	-	1	1	6	1	7	8
SHOPLIFTING	-	-	-	1	-	1	1

TABLE V
 RECIDIVISTS (VIRGINIA) COMMITTED TO THE VIRGINIA STATE CORRECTIONAL SYSTEM
 BY OFFENSE ACCORDING TO RACE AND SEX
 YEAR ENDED JUNE 30, 1978 (Continued)

OFFENSE	WHITE			NON-WHITE			GRAND TOTAL
	MALE	FEMALE	TOTAL	MALE	FEMALE	TOTAL	
OFFENSES AGAINST PROPERTY							
POSSESSION OF STOLEN GOODS	-	-	-	4	2	6	6
LARCENY, THEFT OF AUTO	5	-	5	6	-	6	11
USE OF AUTO WITHOUT AUTHORITY	4	-	4	4	-	4	8
FRAUD & CREDIT CARD THEFT	1	-	1	-	-	-	1
ARSON	1	-	1	2	-	2	3
FORGERY OF CHECKS, UTTERING	12	3	15	18	3	21	36
TOTAL OFFENSES AGAINST PROPERTY	100	5	105	147	8	155	260
OFFENSES AGAINST DECENCY, MORALITY, PEACE, AND GOOD ORDER							
SODOMY	2	-	2	2	-	2	4
MOLESTING; INDECENT LIBERTIES	1	-	1	-	-	-	1
VIOLATING WEAPONS LAWS	-	-	-	1	-	1	1
TOTAL OFFENSES AGAINST DECENCY MORALITY, PEACE, AND GOOD ORDER	3	-	3	3	-	3	6
OFFENSES AGAINST PUBLIC JUSTICE AND ADMINISTRATION							
ESCAPE - ATTEMPTED ESCAPE	2	-	2	-	-	-	2
TOTAL OFFENSES AGAINST PUBLIC JUSTICE AND ADMINISTRATION	2	-	2	-	-	-	2
VIOLATIONS OF TRAFFIC AND VEHICLE LAWS							
HIT AND RUN	-	-	-	3	-	3	3
HABITUAL OFFENDER	31	-	31	10	-	10	41
TOTAL VIOLATIONS OF TRAFFIC AND VEHICLE LAWS	31	-	31	13	-	13	44

TABLE V
 RECIDIVISTS (VIRGINIA) COMMITTED TO THE VIRGINIA STATE CORRECTIONAL SYSTEM
 BY OFFENSE ACCORDING TO RACE AND SEX
 YEAR ENDED JUNE 30, 1978 (Concluded)

OFFENSE	WHITE			NON-WHITE			GRAND TOTAL
	MALE	FEMALE	TOTAL	MALE	FEMALE	TOTAL	
OFFENSES AGAINST PUBLIC POLICY, ECONOMY, AND HEALTH							
VIOLATION OF NARCOTICS LAWS	11	-	11	36	3	39	50
TOTAL OFFENSES AGAINST PUBLIC POLICY, ECONOMY, AND HEALTH	11	-	11	36	3	39	50
GRAND TOTAL	194	6	200	323	12	335	535

TABLE VI
 RECIDIVISTS (VIRGINIA) COMMITTED TO THE VIRGINIA STATE CORRECTIONAL SYSTEM
 BY MILITARY SERVICE ACCORDING TO RACE AND SEX
 YEAR ENDED JUNE 30, 1978

MILITARY SERVICE	WHITE			NON-WHITE			GRAND TOTAL
	MALE	FEMALE	TOTAL	MALE	FEMALE	TOTAL	
NO MILITARY SERVICE	135	6	141	277	12	289	430
HONORABLE DISCHARGE	32	-	32	25	-	25	57
MEDICAL DISCHARGE	2	-	2	4	-	4	6
GENERAL DISCHARGE	10	-	10	3	-	3	13
UNDESIRABLE DISCHARGE	10	-	10	8	-	8	18
BAD CONDUCT DISCHARGE	2	-	2	-	-	-	2
DISHONORABLE DISCHARGE	2	-	2	1	-	1	3
MEMBER OF ARMED FORCES AT TIME OF OFFENSE	-	-	-	-	-	-	-
INFORMATION NOT AVAILABLE	1	-	1	5	-	5	6
GRAND TOTAL	194	6	200	323	12	335	535

TABLE VII
 RECIDIVISTS (VIRGINIA) COMMITTED TO THE VIRGINIA STATE CORRECTIONAL SYSTEM
 BY PAROLE OR PARDON STATUS ACCORDING TO RACE AND SEX
 YEAR ENDED JUNE 30, 1978

PAROLE OR PARDON STATUS AT COMMITMENT	WHITE			NON-WHITE			GRAND TOTAL
	MALE	FEMALE	TOTAL	MALE	FEMALE	TOTAL	
ON PAROLE	24	1	25	35	1	36	61
ON CONDITIONAL PARDON	-	-	-	-	-	-	-
DISCHARGED FROM PAROLE	23	1	24	43	-	43	67
DISCHARGED FROM COND. PARDON	-	-	-	-	-	-	-
NONE OF THE ABOVE	147	4	151	245	11	256	407
GRAND TOTAL	194	6	200	323	12	335	535

TABLE VIII
 RECIDIVISTS (VIRGINIA) COMMITTED TO THE VIRGINIA STATE CORRECTIONAL SYSTEM
 BY RELIGIOUS PREFERENCE ACCORDING TO RACE AND SEX
 YEAR ENDED JUNE 30, 1978

RELIGIOUS PREFERENCE	WHITE			NON-WHITE			GRAND TOTAL
	MALE	FEMALE	TOTAL	MALE	FEMALE	TOTAL	
PROTESTANT	114	6	120	201	8	209	329
CATHOLIC	17	-	17	8	-	8	25
HEBREW	-	-	-	-	-	-	-
MOSLEM	-	-	-	1	-	1	1
MUSLIM	1	-	1	22	-	22	23
OTHER	5	-	5	5	-	5	10
NO PREFERENCE	54	-	54	80	4	84	138
INFORMATION NOT AVAILABLE	3	-	3	6	-	6	9
GRAND TOTAL	194	6	200	323	12	335	535

TABLE IX
 RECIDIVISTS (VIRGINIA) COMMITTED TO THE VIRGINIA STATE CORRECTIONAL SYSTEM
 BY TESTED EDUCATIONAL LEVEL AT COMMITMENT ACCORDING TO RACE AND SEX
 YEAR ENDED JUNE 30, 1978

EDUCATION	WHITE			NON-WHITE			GRAND TOTAL
	MALE	FEMALE	TOTAL	MALE	FEMALE	TOTAL	
ILLITERATE - BEGINNER (0.0 - 4.9)	46	-	46	104	2	106	152
INTERMEDIATE (5.0 - 8.9)	105	4	109	171	9	180	289
ADVANCED (9.0 - 11.9)	18	1	19	12	-	12	31
HIGH SCHOOL AND ABOVE (12.0 AND ABOVE)	2	1	3	-	-	-	3
NOT TESTED	23	-	23	36	1	37	60
GRAND TOTAL	194	6	200	323	12	335	535

TABLE X
 RECIDIVISTS (VIRGINIA) COMMITTED TO THE VIRGINIA STATE CORRECTIONAL SYSTEM
 BY INTELLIGENCE ACCORDING TO RACE AND SEX
 YEAR ENDED JUNE 30, 1978

INTELLIGENCE	WHITE			NON-WHITE			GRAND TOTAL
	MALE	FEMALE	TOTAL	MALE	FEMALE	TOTAL	
SEVERELY RETARDED	-	-	-	-	-	-	-
MODERATELY RETARDED	3	-	3	13	2	15	18
BORDERLINE	7	-	7	20	1	21	28
DULL NORMAL	19	3	22	44	7	51	73
NORMAL	67	-	67	140	1	141	208
BRIGHT NORMAL	52	-	52	63	-	63	115
SUPERIOR	26	1	27	11	-	11	38
NOT TESTED	20	2	22	32	1	33	55
GRAND TOTAL	194	6	200	323	12	335	535

TABLE XI
 RECIDIVISTS (VIRGINIA) COMMITTED TO THE VIRGINIA STATE CORRECTIONAL SYSTEM
 BY STATUS OF PARENTS ACCORDING TO RACE AND SEX
 YEAR ENDED JUNE 30, 1978

STATUS OF PARENTS	WHITE			NON-WHITE			GRAND TOTAL
	MALE	FEMALE	TOTAL	MALE	FEMALE	TOTAL	
LIVING TOGETHER	54	-	54	68	-	68	122
SEPARATED	12	-	12	55	1	56	68
DIVORCED	39	1	40	24	-	24	64
NOT MARRIED	1	-	1	31	1	32	33
ONE PARENT DECEASED	55	4	59	107	6	113	172
BOTH PARENTS DECEASED	31	-	31	34	4	38	69
INFORMATION NOT AVAILABLE	2	1	3	4	-	4	7
GRAND TOTAL	194	6	200	323	12	335	535

TABLE XII
 RECIDIVISTS (VIRGINIA) COMMITTED TO THE VIRGINIA STATE CORRECTIONAL SYSTEM
 BY MARITAL STATUS ACCORDING TO RACE AND SEX
 YEAR ENDED JUNE 30, 1978

MARITAL STATUS	WHITE			NON-WHITE			GRAND TOTAL
	MALE	FEMALE	TOTAL	MALE	FEMALE	TOTAL	
SINGLE	71	3	74	200	6	206	280
MARRIED	70	1	71	76	1	77	148
SEPARATED	18	1	19	27	2	29	48
DIVORCED	31	1	32	18	2	20	52
WIDOWED	3	-	3	2	1	3	6
INFORMATION NOT AVAILABLE	1	-	1	-	-	-	1
GRAND TOTAL	194	6	200	323	12	335	535

TABLE XIII
 RECIDIVISTS (VIRGINIA) COMMITTED TO THE VIRGINIA STATE CORRECTIONAL SYSTEM
 BY JUVENILE RECORD ACCORDING TO RACE AND SEX
 YEAR ENDED JUNE 30, 1978

JUVENILE RECORD	WHITE			NON-WHITE			GRAND TOTAL
	MALE	FEMALE	TOTAL	MALE	FEMALE	TOTAL	
NO PREVIOUS JUVENILE RECORD	82	4	86	137	8	145	231
YES, OTHER THAN STATE WARD	45	1	46	72	1	73	119
STATE WARD, TRAINING SCHOOL	55	1	56	103	3	106	162
STATE WARD, OTHER	4	-	4	5	-	5	9
INFORMATION NOT AVAILABLE	8	-	8	6	-	6	14
GRAND TOTAL	194	6	200	323	12	335	535

TABLE XIV
 RECIDIVISTS (VIRGINIA) COMMITTED TO THE VIRGINIA STATE CORRECTIONAL SYSTEM
 BY DRUG AND ALCOHOL HABITS ACCORDING TO RACE AND SEX
 YEAR ENDED JUNE 30, 1978

DRUG AND ALCOHOL HABITS	WHITE			NON-WHITE			GRAND TOTAL
	MALE	FEMALE	TOTAL	MALE	FEMALE	TOTAL	
HEAVY ALCOHOL USER	70	1	71	67	-	67	138
OCASIONAL ALCOHOL USER	18	-	18	32	-	32	50
NO RECORD OF ALCOHOL OR DRUGS	15	2	17	42	4	46	63
DRUG USER	14	1	15	65	6	71	86
DRUG & HEAVY ALCOHOL USER	57	2	59	51	1	52	111
DRUG & OCCASIONAL ALCOHOL USER	12	-	12	53	-	53	65
INFORMATION NOT AVAILABLE	8	-	8	13	1	14	22
GRAND TOTAL	194	6	200	323	12	335	535

TABLE XV
 RECIDIVISTS (VIRGINIA) COMMITTED TO THE VIRGINIA STATE CORRECTIONAL SYSTEM
 BY PREVIOUS VIRGINIA FELONY SENTENCES SERVED ACCORDING TO RACE AND SEX
 YEAR ENDED JUNE 30, 1978

NUMBER OF PREVIOUS VIRGINIA FELONY SENTENCES SERVED	WHITE			NON-WHITE			GRAND TOTAL
	MALE	FEMALE	TOTAL	MALE	FEMALE	TOTAL	
0	-	-	-	-	-	-	-
1	149	6	155	230	8	238	393
2	26	-	26	70	1	71	97
3	12	-	12	18	3	21	33
4	5	-	5	-	-	4	9
5	2	-	2	1	-	1	3
GRAND TOTAL	194	6	200	323	12	335	535

SECTION F



**Felon Recidivists
(Va. and/or Elsewhere)
Committed to the
Virginia State
Correctional System**

TABLE I
 RECIDIVISTS (VA. AND/OR ELSEWHERE) COMMITTED TO THE VIRGINIA STATE CORRECTIONAL SYSTEM
 BY AGE GROUP ACCORDING TO RACE AND SEX
 YEAR ENDED JUNE 30, 1978

AGE	WHITE			NON-WHITE			GRAND TOTAL
	MALE	FEMALE	TOTAL	MALE	FEMALE	TOTAL	
18	1	-	1	-	-	-	1
19	3	-	3	4	-	4	7
20	5	1	6	13	-	13	19
21	16	-	16	25	-	25	41
22	16	-	16	15	3	18	34
23	18	-	18	20	3	23	41
24	12	-	12	24	2	26	38
25	15	-	15	37	-	37	52
26	12	1	13	21	2	23	36
27	6	-	6	29	-	29	35
28	24	-	24	24	1	25	49
29	15	-	15	19	-	19	34
30	12	-	12	31	-	31	43
31	8	2	10	13	-	13	23
32	12	-	12	13	-	13	25
33	10	-	10	12	2	14	24
34	9	-	9	11	1	12	21
35	10	-	10	8	-	8	18
36	4	-	4	7	-	7	11
37	4	1	5	8	-	8	13
38	11	-	11	10	-	10	21
39	5	1	6	5	-	5	11
40	7	1	8	3	-	3	11
41	5	-	5	3	-	3	8
42	3	-	3	7	-	7	10
43	8	-	8	5	-	5	13
44	7	-	7	10	1	11	18
45	3	-	3	3	-	3	6
46	-	-	-	3	-	3	3
47	3	-	3	4	-	4	7
48	3	-	3	3	1	4	7
49	2	-	2	2	-	2	4
50	2	-	2	2	-	2	4
51	2	-	2	2	-	2	4
52	2	-	2	3	1	4	6
53	1	-	1	5	-	5	6
54	2	-	2	2	-	2	4
55	2	-	2	3	-	3	5
56	3	-	3	-	-	-	3
57	-	-	-	1	1	2	2
58	2	-	2	2	-	2	4
59	2	-	2	-	-	-	2
60	2	-	2	1	-	1	3
64	-	-	-	1	-	1	1
TOTAL	289	7	296	414	18	432	728

TABLE II
 RECIDIVISTS (VA. AND/OR ELSEWHERE) COMMITTED TO THE VIRGINIA STATE CORRECTIONAL SYSTEM
 BY LOCATION OF COMMITTING COURT ACCORDING TO RACE AND SEX
 YEAR ENDED JUNE 30, 1978

COMMITTING COURT	WHITE			NON-WHITE			GRAND TOTAL
	MALE	FEMALE	TOTAL	MALE	FEMALE	TOTAL	
COUNTIES							
ACCOMACK	-	-	-	3	-	3	3
ALBEMARLE	3	-	3	1	-	1	4
ALLEGHANY	-	-	-	-	-	-	-
AMELIA	-	-	-	1	-	1	1
AMHERST	4	-	4	-	-	-	4
APPOMATTUX	-	-	-	1	-	1	1
ARLINGTON	10	-	10	14	2	16	26
AUGUSTA	2	-	2	1	-	1	3
BATH	-	-	-	-	-	-	-
BEDFORD COUNTY	2	-	2	1	-	1	3
BLAND	-	-	-	-	-	-	-
BOTETOURT	-	-	-	-	-	-	-
BRUNSWICK	1	-	1	-	-	-	1
BUCHANAN	5	-	5	-	-	-	5
BUCKINGHAM	-	-	-	1	-	1	1
CAMPBELL	3	-	3	1	-	1	4
CAROLINE	1	-	1	2	-	2	3
CARROLL	1	-	1	1	-	1	2
CHARLES CITY	-	-	-	1	-	1	1
CHARLOTTE	-	-	-	-	-	-	-
CHESTERFIELD	6	-	6	5	-	5	11
CLARKE	-	-	-	1	-	1	1
CRAIG	-	-	-	-	-	-	-
CULPEPER	1	-	1	3	-	3	4
CUMBERLAND	-	-	-	-	-	-	-
DICKENSON	1	-	1	-	-	-	1
DINWIDDIE	-	-	-	1	-	1	1

TABLE II
 RECIDIVISTS (VA. AND/OR ELSEWHERE) COMMITTED TO THE VIRGINIA STATE CORRECTIONAL SYSTEM
 BY LOCATION OF COMMITTING COURT ACCORDING TO RACE AND SEX
 YEAR ENDED JUNE 30, 1978 (Continued)

COMMITTING COURT	WHITE			NON-WHITE			GRAND TOTAL
	MALE	FEMALE	TOTAL	MALE	FEMALE	TOTAL	
COUNTIES							
ESSEX	-	-	-	1	-	1	1
FAIRFAX COUNTY	17	2	19	14	-	14	33
FAUQUIER	-	-	-	-	-	-	-
FLOYD	-	-	-	-	-	-	-
FLUVANNA	-	-	-	1	-	1	1
FRANKLIN COUNTY	-	-	-	3	-	3	3
FREDERICK	2	-	2	1	-	1	3
GILES	3	-	3	-	-	-	3
GLOUCESTER	-	-	-	-	-	-	-
GOOCHLAND	-	-	-	-	-	-	-
GRAYSON	3	-	3	-	-	-	3
GREENE	-	-	-	-	-	-	-
GREENSVILLE	-	-	-	1	-	1	1
HALIFAX	-	-	-	2	-	2	2
HANOVER	4	-	4	2	-	2	6
HENRICO	6	-	6	15	1	16	22
HENRY	3	-	3	7	-	7	10
HIGHLAND	1	-	1	-	-	-	1
ISLE OF WIGHT	2	-	2	4	-	4	6
JAMES CITY	-	-	-	1	-	1	1
KING AND QUEEN	-	-	-	2	-	2	2
KING GEORGE	1	-	1	-	-	-	1
KING WILLIAM	-	-	-	-	-	-	-
LANCASTER	-	-	-	-	-	-	-
LEE	-	-	-	-	-	-	-
LOUISOON	-	1	1	1	-	1	2
LOUISA	-	-	-	-	-	-	-

TABLE II
 RECIDIVISTS (VA. AND/OR ELSEWHERE) COMMITTED TO THE VIRGINIA STATE CORRECTIONAL SYSTEM
 BY LOCATION OF COMMITTING COURT ACCORDING TO RACE AND SEX
 YEAR ENDED JUNE 30, 1978 (Continued)

COMMITTING COURT	WHITE			NON-WHITE			GRAND TOTAL
	MALE	FEMALE	TOTAL	MALE	FEMALE	TOTAL	
COUNTIES							
LUNENBURG	-	-	-	-	-	-	-
MADISON	1	-	1	-	-	-	1
MATHEWS	1	-	1	-	-	-	1
MECKLENBURG	2	-	2	7	-	7	9
MIDDLESEX	-	-	-	1	-	1	1
MONTGOMERY	4	-	4	-	-	-	4
NANSEMOND	-	-	-	-	-	-	-
NELSON	1	-	1	-	-	-	1
NEW KENT	-	-	-	-	-	-	-
NORTHAMPTON	1	-	1	2	-	2	3
NORTHUMBERLAND	1	-	1	-	-	-	1
NOTTOWAY	1	-	1	4	-	4	5
ORANGE	5	-	5	-	-	-	5
PAGE	4	-	4	-	-	-	4
PATRICK	2	-	2	2	-	2	4
PITTSYLVANIA	3	-	3	-	-	-	3
POWHATAN	-	-	-	2	-	2	2
PRINCE EDWARD	-	-	-	-	-	-	-
PRINCE GEORGE	-	-	-	-	-	-	-
PRINCE WILLIAM	8	-	8	4	-	4	12
PULASKI	4	-	4	1	-	1	5
RAPPAHANNOCK	1	-	1	-	-	-	1
RICHMOND COUNTY	2	-	2	2	-	2	4
ROANOKE COUNTY	2	-	2	1	-	1	3
ROCKBRIDGE	2	-	2	-	-	-	2
ROCKINGHAM	2	-	2	2	-	2	4
RUSSELL	-	-	-	-	-	-	-

TABLE II
 RECIDIVISTS (VA. AND/OR ELSEWHERE) COMMITTED TO THE VIRGINIA STATE CORRECTIONAL SYSTEM
 BY LOCATION OF COMMITTING COURT ACCORDING TO RACE AND SEX
 YEAR ENDED JUNE 30, 1978 (Continued)

COMMITTING COURT	WHITE			NON-WHITE			GRAND TOTAL
	MALE	FEMALE	TOTAL	MALE	FEMALE	TOTAL	
COUNTIES							
SCOTT	2	-	2	-	-	-	2
SHENANDOAH	1	-	1	-	-	-	1
SMYTH	2	-	2	-	-	-	2
SOUTHAMPTON	1	-	1	3	-	3	4
SPOTSYLVANIA	-	-	-	-	-	-	-
STAFFORD	2	-	2	1	-	1	3
SURRY	-	-	-	-	-	-	-
SUSSEX	-	-	-	1	-	1	1
TAZEWELL	3	-	3	-	-	-	3
WARREN	2	-	2	1	-	1	3
WASHINGTON	8	-	8	-	-	-	8
WESTMORELAND	1	-	1	-	-	-	1
WISE	2	-	2	-	-	-	2
WYTHE	1	-	1	-	-	-	1
YORK	2	-	2	1	-	1	3
TOTAL COUNTIES	156	3	159	128	3	131	290
CITIES							
ALEXANDRIA	6	-	6	17	-	17	23
BEDFORD CITY	-	-	-	-	-	-	-
BRISTOL	2	-	2	-	-	-	2
BUENA VISTA	-	-	-	-	-	-	-
CHARLOTTESVILLE	6	-	6	6	-	6	12
CHESAPEAKE	9	-	9	5	-	5	14
CLIFTON FORGE	-	-	-	-	-	-	-
COLONIAL HEIGHTS	2	-	2	-	-	-	2
COVINGTON	-	-	-	-	-	-	-

TABLE II
 RECIDIVISTS (VA. AND/OR ELSEWHERE) COMMITTED TO THE VIRGINIA STATE CORRECTIONAL SYSTEM
 BY LOCATION OF COMMITTING COURT ACCORDING TO RACE AND SEX
 YEAR ENDED JUNE 30, 1978 (Continued)

COMMITTING COURT	WHITE			NON-WHITE			GRAND TOTAL
	MALE	FEMALE	TOTAL	MALE	FEMALE	TOTAL	
CITIES							
DANVILLE	4	-	4	5	2	7	11
EMPORIA	-	-	-	-	-	-	-
FAIRFAX CITY	-	-	-	1	-	1	1
FALLS CHURCH	-	-	-	-	-	-	-
FRANKLIN CITY	-	-	-	-	-	-	-
FREDERICKSBURG	2	-	2	3	-	3	5
GALAX	-	-	-	-	-	-	-
HAMPTON	5	-	5	14	-	14	19
HARRISONBURG	-	-	-	-	-	-	-
HOPEWELL	-	-	-	1	-	1	1
LEXINGTON	-	-	-	-	-	-	-
LYNCHBURG	9	-	9	11	1	12	21
MARTINSVILLE	5	-	5	3	-	3	8
NEWPORT NEWS	9	-	9	15	-	15	24
NORFOLK	12	-	12	53	2	55	67
NORTON	-	-	-	1	-	1	1
PETERSBURG	3	-	3	8	-	8	11
PORTSMOUTH	9	-	9	40	2	42	51
RADFORD	-	-	-	1	-	1	1
RICHMOND CITY	19	2	21	78	8	86	107
ROANOKE CITY	14	1	15	6	-	6	21
SALEM	2	-	2	2	-	2	4
SOUTH BOSTON	-	-	-	-	-	-	-
STAUNTON	3	-	3	1	-	1	4
SUFFOLK	2	-	2	6	-	6	8
VIRGINIA BEACH	6	1	7	6	-	6	13
WAYNESBORO	1	-	1	-	-	-	1

TABLE II
 RECIDIVISTS (VA. AND/OR ELSEWHERE) COMMITTED TO THE VIRGINIA STATE CORRECTIONAL SYSTEM
 BY LOCATION OF COMMITTING COURT ACCORDING TO RACE AND SEX
 YEAR ENDED JUNE 30, 1978 (Concluded)

COMMITTING COURT	WHITE			NON-WHITE			GRAND TOTAL
	MALE	FEMALE	TOTAL	MALE	FEMALE	TOTAL	
CITIES							
WILLIAMSBURG	2	-	2	1	-	1	3
WINCHESTER	1	-	1	1	-	1	2
TOTAL CITIES	133	4	137	285	15	300	437
OUT OF STATE							
	-	-	-	1	-	1	1
GRAND TOTAL	289	7	296	414	18	432	728

TABLE III
 RECIDIVISTS (VA. AND/OR ELSEWHERE) COMMITTED TO THE VIRGINIA STATE CORRECTIONAL SYSTEM
 BY OFFENSE ACCORDING TO TERM OF SENTENCE*
 YEAR ENDED JUNE 30, 1978

OFFENSE	UNDER 1 YR.	1 YEAR	2 YRS	3 YRS	4 YRS	5 YRS	6 YRS	7 YRS	8 YRS	9 YRS	10 YRS
OFFENSES AGAINST PERSONS											
MURDER, 1ST DEGREE	-	-	-	-	-	-	-	-	-	-	1
MURDER, 2ND DEGREE	-	-	1	1	1	1	1	-	1	-	1
MURDER, DEGREE NOT SPECIFIED	-	-	-	-	-	-	-	-	-	-	-
MURDER, ATTEMPTED	-	-	2	-	1	1	1	-	-	1	-
MANSLAUGHTER, VOLUNTARY	-	-	1	-	-	-	1	-	-	-	1
MANSLAUGHTER, INVOLUNTARY	-	-	-	-	-	1	-	-	1	-	-
RAPE	-	-	-	-	-	3	-	-	1	-	1
RAPE, STATUTORY	-	-	-	-	-	1	-	-	-	-	1
RAPE, ATTEMPTED	-	-	-	-	1	1	1	-	-	-	-
CARNAL KNOWLEDGE OF CHILD	-	-	-	1	-	-	-	-	-	-	-
ROBBERY, ARMED OR HIGHWAY	-	-	-	4	-	8	5	2	2	2	8
ROBBERY, UNSPECIFIED	-	-	-	2	1	3	3	4	4	2	2
ROBBERY, ATTEMPTED	-	-	1	2	-	1	2	-	-	-	-
ASSAULT, FELONIOUS	-	-	4	3	3	5	2	-	1	-	1
ASSAULT WITH INTENT TO MAIM	-	1	-	-	-	-	-	-	-	-	-
MAIMING	-	-	2	1	1	3	1	2	1	-	1
SHOOT INTO OCCUPIED DWELLING	-	1	3	-	1	1	-	1	-	-	-
ABDUCTION	-	-	1	-	1	-	-	-	-	-	-
TOTAL OFFENSES AGAINST PERSONS	-	2	15	14	10	29	17	9	11	5	17
OFFENSES AGAINST PROPERTY											
BURGLARY	-	2	16	15	22	21	9	4	8	3	12
BURGLARY, ATTEMPTED	-	-	1	-	-	-	-	-	-	-	-
POSSESSION OF BURGLARY TOOLS	-	-	-	-	-	-	-	-	-	-	1
BREAK AND ENTER	-	2	2	2	3	7	5	1	3	-	3
LARCENY, GRAND (EXCEPT AUTO)	1	3	14	10	10	17	7	4	6	1	6
ATTEMPTED LARCENY	-	-	-	-	-	-	1	-	-	-	-
LARCENY, PETTY	-	2	5	2	-	-	-	-	-	-	-

TABLE III
 RECIDIVISTS (VA. AND/OR ELSEWHERE) COMMITTED TO THE VIRGINIA STATE CORRECTIONAL SYSTEM
 BY OFFENSE ACCORDING TO TERM OF SENTENCE*
 YEAR ENDED JUNE 30, 1978 (Continued)

11 YRS	12 YRS	13 YRS	14 YRS	15 YRS	16 YRS	17 YRS	18 YRS	19 YRS	20-24 YEARS	25-29 YEARS	30-39 YEARS	40-49 YEARS	OVER 49 YRS	LIFE	DEATH	TOTAL
-	-	-	-	-	-	-	-	-	-	1	-	1	1	10	-	14
-	-	-	-	1	1	-	-	-	4	-	-	-	-	-	-	13
-	-	-	-	-	-	-	-	-	1	1	1	2	-	1	-	6
-	-	-	-	-	-	-	-	-	-	-	-	-	-	-	-	6
-	-	-	-	-	-	-	-	-	-	-	-	-	-	-	-	3
-	-	-	-	-	-	-	-	-	-	-	-	-	-	-	-	2
1	1	-	-	-	-	-	-	-	-	1	2	2	3	2	-	17
-	-	-	-	-	-	-	-	-	-	-	-	-	-	-	-	2
-	-	-	-	-	-	-	-	-	-	-	-	1	-	-	-	4
-	-	-	-	-	-	-	-	-	-	-	-	-	-	-	-	1
3	4	3	1	4	2	-	-	1	6	-	3	4	2	-	-	64
1	2	1	2	3	2	2	-	-	6	3	1	2	-	-	-	46
-	-	1	-	-	-	-	-	-	-	-	-	-	-	-	-	7
-	1	-	-	1	1	-	-	-	1	1	1	-	-	1	-	26
-	-	-	-	-	-	-	-	-	-	-	-	-	-	-	-	1
-	1	-	-	1	-	1	-	-	1	-	-	-	-	-	-	16
-	-	-	-	-	-	-	-	-	-	-	-	-	-	-	-	7
-	-	-	-	1	1	-	-	1	1	-	-	-	-	-	-	6
5	9	5	3	11	7	3	-	2	20	7	8	12	6	14	-	241
2	4	-	1	1	2	1	1	1	2	2	1	-	-	2	-	132
-	-	-	-	-	-	-	-	-	-	-	-	-	-	-	-	1
-	-	-	-	-	-	-	-	-	-	-	-	-	-	-	-	1
-	-	-	-	-	1	-	-	-	1	-	-	-	-	-	-	30
2	-	1	-	1	-	-	-	1	2	2	2	2	-	-	-	92
-	-	-	-	-	-	-	-	-	-	-	-	-	-	-	-	1
-	-	-	-	-	-	-	-	-	-	-	-	-	-	-	-	9

TABLE III
 RECIDIVISTS (VA. AND/OR ELSEWHERE) COMMITTED TO THE VIRGINIA STATE CORRECTIONAL SYSTEM
 BY OFFENSE ACCORDING TO TERM OF SENTENCE*
 YEAR ENDED JUNE 30, 1978 (Continued)

OFFENSE	UNDER 1 YR.	1 YEAR	2 YRS	3 YRS	4 YRS	5 YRS	6 YRS	7 YRS	8 YRS	9 YRS	10 YRS
OFFENSES AGAINST PROPERTY											
SHOPLIFTING	-	-	-	1	-	-	-	-	-	-	-
POSSESSION OF STOLEN GOODS	-	1	3	2	-	3	-	1	1	-	-
LARCENY, THEFT OF AUTO	-	1	3	-	2	3	2	1	-	-	-
USE OF AUTO WITHOUT AUTHORITY	-	-	4	4	1	1	-	-	-	-	-
FRAUD & CREDIT CARD THEFT	-	-	1	1	-	-	-	-	1	-	-
EMBEZZLEMENT	-	-	-	1	-	-	-	-	-	-	-
ARSON	-	-	1	-	-	2	-	-	-	-	-
FORGERY OF CHECKS, UTTERING	-	3	12	12	4	3	7	6	3	1	2
COUNTERFEITING, UTTERING	-	-	-	-	1	-	-	-	-	-	-
TOTAL OFFENSES AGAINST PROPERTY	1	14	62	50	43	57	31	17	22	5	24
OFFENSES AGAINST DECENCY, MORALITY, PEACE, AND GOOD ORDER											
SODOMY	-	-	1	-	1	1	-	-	-	-	1
INCEST	-	-	-	-	-	1	-	-	-	-	-
MOLESTING; INDECENT LIBERTIES	-	-	1	1	-	-	-	-	-	-	-
BIGAMY	-	-	-	1	-	-	-	-	-	-	-
DISCHARGE FIRE ARMS, EXPLOSIVE	-	1	-	-	-	-	-	-	-	-	-
VIOLATING WEAPONS LAWS	-	1	-	-	-	-	-	-	-	-	-
TOTAL OFFENSES AGAINST DECENCY MORALITY, PEACE, AND GOOD ORDER	-	2	2	2	1	2	-	-	-	-	1
OFFENSES AGAINST PUBLIC JUSTICE AND ADMINISTRATION											
ESCAPE - ATTEMPTED ESCAPE	-	-	1	-	-	-	-	-	1	-	-
TOTAL OFFENSES AGAINST PUBLIC JUSTICE AND ADMINISTRATION	-	-	1	-	-	-	-	-	1	-	-

TABLE III
 RECIDIVISTS (VA. AND/OR ELSEWHERE) COMMITTED TO THE VIRGINIA STATE CORRECTIONAL SYSTEM
 BY OFFENSE ACCORDING TO TERM OF SENTENCE*
 YEAR ENDED JUNE 30, 1978 (Continued)

11 YRS	12 YRS	13 YRS	14 YRS	15 YRS	16 YRS	17 YRS	18 YRS	19 YRS	20-24 YEARS	25-29 YEARS	30-39 YEARS	40-49 YEARS	OVER 49 YRS	LIFE	DEATH	TOTAL
-	-	-	-	-	-	-	-	-	-	-	-	-	-	-	-	1
-	-	-	-	-	-	-	-	-	-	-	-	-	-	-	-	11
-	-	1	-	-	-	-	-	-	-	-	-	-	-	-	-	13
-	-	-	-	-	-	-	-	-	-	-	-	-	-	-	-	10
-	1	-	-	-	-	-	-	-	-	-	-	-	-	-	-	4
-	-	-	-	-	-	-	-	-	-	-	-	-	-	-	-	1
-	-	-	-	-	-	-	-	-	-	-	-	-	-	-	-	3
-	1	-	1	-	-	-	-	-	1	-	-	-	-	-	-	56
-	-	-	-	-	-	-	-	-	-	-	-	-	-	-	-	1
4	6	2	2	2	3	1	1	2	6	4	3	2	-	2	-	366
-	-	-	-	-	-	-	-	-	-	-	-	-	-	-	-	4
-	-	-	-	-	-	-	-	-	-	-	-	-	-	-	-	1
-	-	-	-	-	-	-	-	-	-	-	-	-	-	-	-	2
-	-	-	-	-	-	-	-	-	-	-	-	-	-	-	-	1
-	-	-	-	-	-	-	-	-	-	-	-	-	-	-	-	1
-	-	-	-	-	-	-	-	-	-	-	-	-	-	-	-	1
-	-	-	-	-	-	-	-	-	-	-	-	-	-	-	-	10
-	-	-	-	-	-	-	-	-	-	-	-	-	-	-	-	2
-	-	-	-	-	-	-	-	-	-	-	-	-	-	-	-	2

TABLE III
 RECIDIVISTS (VA. AND/OR ELSEWHERE) COMMITTED TO THE VIRGINIA STATE CORRECTIONAL SYSTEM
 BY OFFENSE ACCORDING TO TERM OF SENTENCE*
 YEAR ENDED JUNE 30, 1978 (Continued)

OFFENSE	UNDER 1 YR.	1 YEAR	2 YRS	3 YRS	4 YRS	5 YRS	6 YRS	7 YRS	8 YRS	9 YRS	10 YRS
VIOLATIONS OF TRAFFIC AND VEHICLE LAWS											
HIT AND RUN	-	-	-	-	1	1	-	1	-	-	-
HABITUAL OFFENDER	-	23	8	6	-	2	1	-	1	-	-
TOTAL VIOLATIONS OF TRAFFIC AND VEHICLE LAWS	-	23	8	6	1	3	1	1	1	-	-
OFFENSES AGAINST PUBLIC POLICY, ECONOMY, AND HEALTH											
VIOLATION OF NARCOTICS LAWS	-	2	9	4	9	10	7	-	2	-	4
TOTAL OFFENSES AGAINST PUBLIC POLICY, ECONOMY, AND HEALTH	-	2	9	4	9	10	7	-	2	-	4
GRAND TOTAL	1	43	97	76	64	101	56	27	37	10	46

*Sentences are shown to the nearest year, with six or more months being rounded up.

Each inmate is categorized by his most serious offense. All of the sentences received by an inmate are accumulated under just one offense category and may therefore actually reflect several different offenses.

TABLE III
 RECIDIVISTS (VA. AND/OR ELSEWHERE) COMMITTED TO THE VIRGINIA STATE CORRECTIONAL SYSTEM
 BY OFFENSE ACCORDING TO TERM OF SENTENCE*
 YEAR ENDED JUNE 30, 1978 (Concluded)

11 YRS	12 YRS	13 YRS	14 YRS	15 YRS	16 YRS	17 YRS	18 YRS	19 YRS	20-24 YEARS	25-29 YEARS	30-39 YEARS	40-49 YEARS	OVER 49 YRS	LIFE	DEATH	TOTAL
-	-	-	-	-	-	-	-	-	-	-	-	-	-	-	-	3
1	-	-	-	-	-	-	-	-	-	-	-	-	-	1	-	43
1	-	-	-	-	-	-	-	-	-	-	-	-	-	1	-	46
2	1	-	-	1	-	-	2	-	4	1	2	3	-	-	-	63
2	1	-	-	1	-	-	2	-	4	1	2	3	-	-	-	63
12	16	7	5	14	10	4	3	4	30	12	13	17	6	17	-	728

TABLE IV
 RECIDIVISTS (VA. AND/OR ELSEWHERE) COMMITTED TO THE VIRGINIA STATE CORRECTIONAL SYSTEM
 BY SENTENCE ACCORDING TO RACE AND SEX
 YEAR ENDED JUNE 30, 1978

SENTENCE*	WHITE			NON-WHITE			GRAND TOTAL
	MALE	FEMALE	TOTAL	MALE	FEMALE	TOTAL	
UNDER ONE YEAR	-	-	-	-	1	1	1
1 YEAR	28	1	29	14	-	14	43
2 YEARS	37	1	38	54	5	59	97
3 YEARS	37	1	38	36	2	38	76
4 YEARS	24	-	24	39	1	40	64
5 YEARS	49	1	50	49	2	51	101
6 YEARS	15	1	16	38	2	40	56
7 YEARS	8	1	9	16	2	18	27
8 YEARS	15	-	15	21	1	22	37
9 YEARS	4	-	4	6	-	6	10
10 YEARS	19	-	19	27	-	27	46
11 YEARS	3	-	3	9	-	9	12
12 YEARS	7	1	8	8	-	8	16
13 YEARS	1	-	1	6	-	6	7
14 YEARS	-	-	-	5	-	5	5
15 YEARS	3	-	3	10	1	11	14
16 YEARS	5	-	5	5	-	5	10
17 YEARS	1	-	1	3	-	3	4
18 YEARS	1	-	1	2	-	2	3
19 YEARS	3	-	3	1	-	1	4
20 YEARS	6	-	6	12	1	13	19
21 YEARS	4	-	4	2	-	2	6
22 YEARS	-	-	-	3	-	3	3
24 YEARS	1	-	1	1	-	1	2
25 YEARS	1	-	1	2	-	2	3
26 YEARS	-	-	-	6	-	6	6
27 YEARS	1	-	1	-	-	-	1
28 YEARS	-	-	-	2	-	2	2
30 YEARS	-	-	-	3	-	3	3
31 YEARS	-	-	-	2	-	2	2
32 YEARS	2	-	2	1	-	1	3
33 YEARS	1	-	1	-	-	-	1
35 YEARS	1	-	1	2	-	2	3
38 YEARS	-	-	-	1	-	1	1
40 YEARS	2	-	2	4	-	4	6
41 YEARS	-	-	-	1	-	1	1
42 YEARS	1	-	1	-	-	-	1
43 YEARS	1	-	1	2	-	2	3
44 YEARS	-	-	-	1	-	1	1
45 YEARS	2	-	2	1	-	1	3
47 YEARS	-	-	-	1	-	1	1
48 YEARS	-	-	-	1	-	1	1
50 YEARS	1	-	1	-	-	-	1
51 YEARS	-	-	-	1	-	1	1
54 YEARS	-	-	-	1	-	1	1
61 YEARS	-	-	-	1	-	1	1
65 YEARS	-	-	-	1	-	1	1
81 YEARS	-	-	-	1	-	1	1
LIFE	5	-	5	12	-	12	17
GRAND TOTAL	289	7	296	414	18	432	728

*Sentences are shown to the nearest year, with six or more months being rounded up.

TABLE V
 RECIDIVISTS (VA. AND/OR ELSEWHERE) COMMITTED TO THE VIRGINIA STATE CORRECTIONAL SYSTEM
 BY OFFENSE ACCORDING TO RACE AND SEX
 YEAR ENDED JUNE 30, 1978

OFFENSE	WHITE			NON-WHITE			GRAND TOTAL
	MALE	FEMALE	TOTAL	MALE	FEMALE	TOTAL	
OFFENSES AGAINST PERSONS							
MURDER, 1ST DEGREE	5	-	5	9	-	9	14
MURDER, 2ND DEGREE	6	1	7	5	1	6	13
MURDER, DEGREE NOT SPECIFIED	-	-	-	6	-	6	6
MURDER, ATTEMPTED	1	-	1	5	-	5	6
MANSLAUGHTER, VOLUNTARY	1	-	1	2	-	2	3
MANSLAUGHTER, INVOLUNTARY	1	-	1	1	-	1	2
RAPE	4	-	4	13	-	13	17
RAPE, STATUTORY	2	-	2	-	-	-	2
RAPE, ATTEMPTED	2	-	2	2	-	2	4
CARNAL KNOWLEDGE OF CHILD	1	-	1	-	-	-	1
ROBBERY, ARMED OR HIGHWAY	16	-	16	48	-	48	64
ROBBERY, UNSPECIFIED	12	-	12	34	-	34	46
ROBBERY, ATTEMPTED	2	-	2	5	-	5	7
ASSAULT, FELONIOUS	8	-	8	18	-	18	26
ASSAULT WITH INTENT TO MAIM	1	-	1	-	-	-	1
MAIMING	4	-	4	12	-	12	16
SHOOT INTO OCCUPIED DWELLING	3	-	3	3	1	4	7
ABDUCTION	3	-	3	3	-	3	6
TOTAL OFFENSES AGAINST PERSONS	72	1	73	166	2	168	241
OFFENSES AGAINST PROPERTY							
BURGLARY	72	-	72	60	-	60	132
BURGLARY, ATTEMPTED	1	-	1	-	-	-	1
POSSESSION OF BURGLARY TOOLS	-	-	-	1	-	1	1
BREAK AND ENTER	14	-	14	16	-	16	30
LARCENY, GRAND (EXCEPT AUTO)	35	1	36	54	2	56	92
ATTEMPTED LARCENY	-	-	-	1	-	1	1

TABLE V
 RECIDIVISTS (VA. AND/OR ELSEWHERE) COMMITTED TO THE VIRGINIA STATE CORRECTIONAL SYSTEM
 BY OFFENSE ACCORDING TO RACE AND SEX
 YEAR ENDED JUNE 30, 1978 (Continued)

OFFENSE	WHITE			NON-WHITE			GRAND TOTAL
	MALE	FEMALE	TOTAL	MALE	FEMALE	TOTAL	
OFFENSES AGAINST PROPERTY							
LARCENY, PETTY	-	1	1	7	1	8	9
SHOPLIFTING	-	-	-	1	-	1	1
POSSESSION OF STOLEN GOODS	-	-	-	9	2	11	11
LARCENY, THEFT OF AUTO	7	-	7	6	-	6	13
USE OF AUTO WITHOUT AUTHORITY	6	-	6	4	-	4	10
FRAUD & CREDIT CARD THEFT	3	-	3	1	-	1	4
EMBEZZLEMENT	1	-	1	-	-	-	1
ARSON	1	-	1	2	-	2	3
FORGERY OF CHECKS, UTTERING	21	3	24	25	7	32	56
COUNTERFEITING, UTTERING	1	-	1	-	-	-	1
TOTAL OFFENSES AGAINST PROPERTY	162	5	167	187	12	199	366
OFFENSES AGAINST DECENCY, MORALITY, PEACE, AND GOOD ORDER							
SODOMY	2	-	2	2	-	2	4
INCEST	-	-	-	1	-	1	1
MOLESTING; INDECENT LIBERTIES	2	-	2	-	-	-	2
BIGAMY	-	-	-	1	-	1	1
DISCHARGE FIRE ARMS, EXPLOSIVE	-	-	-	1	-	1	1
VIOLATING WEAPONS LAWS	-	-	-	1	-	1	1
TOTAL OFFENSES AGAINST DECENCY MORALITY, PEACE, AND GOOD ORDER	4	-	4	6	-	6	10
OFFENSES AGAINST PUBLIC JUSTICE AND ADMINISTRATION							
ESCAPE - ATTEMPTED ESCAPE	2	-	2	-	-	-	2
TOTAL OFFENSES AGAINST PUBLIC JUSTICE AND ADMINISTRATION	2	-	2	-	-	-	2

TABLE V
 RECIDIVISTS (VA. AND/OR ELSEWHERE) COMMITTED TO THE VIRGINIA STATE CORRECTIONAL SYSTEM
 BY OFFENSE ACCORDING TO RACE AND SEX
 YEAR ENDED JUNE 30, 1978 (Concluded)

OFFENSE	WHITE			NON-WHITE			GRAND TOTAL
	MALE	FEMALE	TOTAL	MALE	FEMALE	TOTAL	
VIOLATIONS OF TRAFFIC AND VEHICLE LAWS							
HIT AND RUN	-	-	-	3	-	3	3
HABITUAL OFFENDER	33	-	33	10	-	10	43
TOTAL VIOLATIONS OF TRAFFIC AND VEHICLE LAWS	33	-	33	13	-	13	46
OFFENSES AGAINST PUBLIC POLICY, ECONOMY, AND HEALTH							
VIOLATION OF NARCOTICS LAWS	16	1	17	42	4	46	63
TOTAL OFFENSES AGAINST PUBLIC POLICY, ECONOMY, AND HEALTH	16	1	17	42	4	46	63
GRAND TOTAL	289	7	296	414	18	432	728

TABLE VI
 RECIDIVISTS (VA. AND/OR ELSEWHERE) COMMITTED TO THE VIRGINIA STATE CORRECTIONAL SYSTEM
 BY MILITARY SERVICE ACCORDING TO RACE AND SEX
 YEAR ENDED JUNE 30, 1978

MILITARY SERVICE	WHITE			NON-WHITE			GRAND TOTAL
	MALE	FEMALE	TOTAL	MALE	FEMALE	TOTAL	
NO MILITARY SERVICE	198	7	205	343	18	361	566
HONORABLE DISCHARGE	43	-	43	40	-	40	83
MEDICAL DISCHARGE	4	-	4	5	-	5	9
GENERAL DISCHARGE	15	-	15	8	-	8	23
UNDESIRABLE DISCHARGE	18	-	18	11	-	11	29
BAD CONDUCT DISCHARGE	3	-	3	-	-	-	3
DISHONORABLE DISCHARGE	4	-	4	1	-	1	5
MEMBER OF ARMED FORCES AT TIME OF OFFENSE	-	-	-	-	-	-	-
INFORMATION NOT AVAILABLE	4	-	4	6	-	6	10
GRAND TOTAL	289	7	296	414	18	432	728

TABLE VII
 RECIDIVISTS (VA. AND/OR ELSEWHERE) COMMITTED TO THE VIRGINIA STATE CORRECTIONAL SYSTEM
 BY PAROLE OR PARDON STATUS ACCORDING TO RACE AND SEX
 YEAR ENDED JUNE 30, 1978

PAROLE OR PARDON STATUS AT COMMITMENT	WHITE		TOTAL	NON-WHITE		TOTAL	GRAND TOTAL
	MALE	FEMALE		MALE	FEMALE		
ON PAROLE	24	1	25	35	1	36	61
ON CONDITIONAL PARDON	-	-	-	-	-	-	-
DISCHARGED FROM PAROLE	23	1	24	43	-	43	67
DISCHARGED FROM COND. PARDON	-	-	-	-	-	-	-
NONE OF THE ABOVE	242	5	247	336	17	353	600
GRAND TOTAL	289	7	296	414	18	432	728

TABLE VIII
 RECIDIVISTS (VA. AND/OR ELSEWHERE) COMMITTED TO THE VIRGINIA STATE CORRECTIONAL SYSTEM
 BY RELIGIOUS PREFERENCE ACCORDING TO RACE AND SEX
 YEAR ENDED JUNE 30, 1978

RELIGIOUS PREFERENCE	WHITE		TOTAL	NON-WHITE		TOTAL	GRAND TOTAL
	MALE	FEMALE		MALE	FEMALE		
PROTESTANT	173	6	179	250	13	263	442
CATHOLIC	28	-	28	17	-	17	45
HEBREW	1	-	1	-	-	-	1
MOSLEM	-	-	-	3	-	3	3
MUSLIM	1	-	1	27	1	28	29
OTHER	7	-	7	7	-	7	14
NO PREFERENCE	72	1	73	103	4	107	180
INFORMATION NOT AVAILABLE	7	-	7	7	-	7	14
GRAND TOTAL	289	7	296	414	18	432	728

TABLE IX
 RECIDIVISTS (VA. AND/OR ELSEWHERE) COMMITTED TO THE VIRGINIA STATE CORRECTIONAL SYSTEM
 BY TESTED EDUCATIONAL LEVEL AT COMMITMENT ACCORDING TO RACE AND SEX
 YEAR ENDED JUNE 30, 1978

EDUCATION	WHITE			NON-WHITE			GRAND TOTAL
	MALE	FEMALE	TOTAL	MALE	FEMALE	TOTAL	
ILLITERATE - BEGINNER (0.0 - 4.9)	56	-	56	126	4	130	186
INTERMEDIATE (5.0 - 8.9)	171	4	175	229	11	240	415
ADVANCED (9.0 - 11.9)	31	2	33	15	1	16	49
HIGH SCHOOL AND ABOVE (12.0 AND ABOVE)	3	1	4	-	-	-	4
NOT TESTED	28	-	28	44	2	46	74
GRAND TOTAL	289	7	296	414	18	432	728

TABLE X
 RECIDIVISTS (VA. AND/OR ELSEWHERE) COMMITTED TO THE VIRGINIA STATE CORRECTIONAL SYSTEM
 BY INTELLIGENCE ACCORDING TO RACE AND SEX
 YEAR ENDED JUNE 30, 1978

INTELLIGENCE	WHITE			NON-WHITE			GRAND TOTAL
	MALE	FEMALE	TOTAL	MALE	FEMALE	TOTAL	
SEVERELY RETARDED	-	-	-	-	-	-	-
MODERATELY RETARDED	3	-	3	15	3	18	21
BORDERLINE	9	-	9	26	4	30	39
DULL NORMAL	24	4	28	54	8	62	90
NORMAL	99	-	99	185	2	187	286
BRIGHT NORMAL	83	-	83	78	-	78	161
SUPERIOR	45	1	46	15	-	15	61
NOT TESTED	26	2	28	41	1	42	70
GRAND TOTAL	289	7	296	414	18	432	728

TABLE XI
 RECIDIVISTS (VA. AND/OR ELSEWHERE) COMMITTED TO THE VIRGINIA STATE CORRECTIONAL SYSTEM
 BY STATUS OF PARENTS ACCORDING TO RACE AND SEX
 YEAR ENDED JUNE 30, 1978

STATUS OF PARENTS	WHITE			NON-WHITE			GRAND TOTAL
	MALE	FEMALE	TOTAL	MALE	FEMALE	TOTAL	
LIVING TOGETHER	84	1	85	90	1	91	176
SEPARATED	16	-	16	69	1	70	86
DIVORCED	61	1	62	36	2	38	100
NOT MARRIED	2	-	2	41	2	43	45
ONE PARENT DECEASED	85	4	89	135	8	143	232
BOTH PARENTS DECEASED	38	-	38	38	4	42	80
INFORMATION NOT AVAILABLE	3	1	4	5	-	5	9
GRAND TOTAL	289	7	296	414	18	432	728

TABLE XII
 RECIDIVISTS (VA. AND/OR ELSEWHERE) COMMITTED TO THE VIRGINIA STATE CORRECTIONAL SYSTEM
 BY MARITAL STATUS ACCORDING TO RACE AND SEX
 YEAR ENDED JUNE 30, 1978

MARITAL STATUS	WHITE			NON-WHITE			GRAND TOTAL
	MALE	FEMALE	TOTAL	MALE	FEMALE	TOTAL	
SINGLE	107	3	110	250	9	259	369
MARRIED	97	1	98	98	3	101	199
SEPARATED	24	1	25	35	2	37	62
DIVORCED	53	2	55	26	2	28	83
WIDOWED	7	-	7	5	2	7	14
INFORMATION NOT AVAILABLE	1	-	1	-	-	-	1
GRAND TOTAL	289	7	296	414	18	432	728

TABLE XIII
 RECIDIVISTS (VA. AND/OR ELSEWHERE) COMMITTED TO THE VIRGINIA STATE CORRECTIONAL SYSTEM
 BY JUVENILE RECORD ACCORDING TO RACE AND SEX
 YEAR ENDED JUNE 30, 1978

JUVENILE RECORD	WHITE			NON-WHITE			GRAND TOTAL
	MALE	FEMALE	TOTAL	MALE	FEMALE	TOTAL	
NO PREVIOUS JUVENILE RECORD	128	5	133	183	10	193	326
YES, OTHER THAN STATE WARD	61	1	62	94	3	97	159
STATE WARD, TRAINING SCHOOL	76	1	77	120	4	124	201
STATE WARD, OTHER	9	-	9	9	-	9	18
INFORMATION NOT AVAILABLE	15	-	15	8	1	9	24
GRAND TOTAL	289	7	296	414	18	432	728


TABLE XIV
 RECIDIVISTS (VA. AND/OR ELSEWHERE) COMMITTED TO THE VIRGINIA STATE CORRECTIONAL SYSTEM
 BY DRUG AND ALCOHOL HABITS ACCORDING TO RACE AND SEX
 YEAR ENDED JUNE 30, 1978

DRUG AND ALCOHOL HABITS	WHITE			NON-WHITE			GRAND TOTAL
	MALE	FEMALE	TOTAL	MALE	FEMALE	TOTAL	
HEAVY ALCOHOL USER	93	1	94	78	1	79	173
OCCASIONAL ALCOHOL USER	30	-	30	37	1	38	68
NO RECORD OF ALCOHOL OR DRUGS	26	2	28	53	5	58	86
DRUG USER	19	1	20	93	7	100	120
DRUG & HEAVY ALCOHOL USER	84	3	87	68	2	70	157
DRUG & OCCASIONAL ALCOHOL USER	27	-	27	66	1	67	94
INFORMATION NOT AVAILABLE	10	-	10	19	1	20	30
GRAND TOTAL	289	7	296	414	18	432	728

TABLE XV
 RECIDIVISTS (VA. AND/OR ELSEWHERE) COMMITTED TO THE VIRGINIA STATE CORRECTIONAL SYSTEM
 BY ALL PREVIOUS SENTENCES SERVED ACCORDING TO RACE AND SEX
 YEAR ENDED JUNE 30, 1978

NUMBER OF ALL PREVIOUS FELONY SENTENCES SERVED	WHITE			NON-WHITE			GRAND TOTAL
	MALE	FEMALE	TOTAL	MALE	FEMALE	TOTAL	
0	-	-	-	-	-	-	-
1	196	6	202	281	13	294	496
2	50	1	51	94	2	96	147
3	23	-	23	30	3	33	56
4	14	-	14	7	-	7	21
5	4	-	4	2	-	2	6
6	-	-	-	-	-	-	-
7	1	-	1	-	-	-	1
8	-	-	-	-	-	-	-
9	1	-	1	-	-	-	1
GRAND TOTAL	289	7	296	414	18	432	728

SECTION G



**Felon Recidivists (Va.)
Confined in the
Virginia State
Correctional System**

TABLE I
 RECIDIVISTS (VIRGINIA) CONFINED IN THE VIRGINIA STATE CORRECTIONAL SYSTEM
 BY AGE GROUP ACCORDING TO RACE AND SEX
 YEAR ENDED JUNE 30, 1978

AGE	WHITE			NON-WHITE			GRAND TOTAL
	MALE	FEMALE	TOTAL	MALE	FEMALE	TOTAL	
19	1	-	1	5	-	5	6
20	6	1	7	10	1	11	18
21	14	1	15	31	-	31	46
22	14	1	15	37	-	37	52
23	15	-	15	35	3	38	53
24	36	-	36	58	2	60	96
25	31	-	31	81	2	83	114
26	27	2	29	79	7	86	115
27	33	1	34	77	1	78	112
28	25	-	25	77	1	78	103
29	36	-	36	63	2	65	101
30	26	2	28	74	-	74	102
31	22	2	24	74	-	74	98
32	22	-	22	46	1	47	69
33	21	1	22	46	1	47	69
34	26	-	26	34	4	38	64
35	18	-	18	44	-	44	62
36	14	-	14	37	-	37	51
37	20	1	21	39	-	39	60
38	15	-	15	39	2	41	56
39	13	-	13	31	-	31	49
40	15	-	15	25	-	25	40
41	13	1	14	20	2	22	36
42	20	-	20	25	-	25	45
43	14	-	14	17	-	17	31
44	11	-	11	21	1	22	33
45	16	-	16	19	1	20	36
46	11	-	11	15	1	16	27
47	9	-	9	15	-	15	24
48	12	-	12	11	-	11	23
49	9	-	9	7	1	8	17
50	7	-	7	14	-	14	21
51	4	1	5	7	-	7	12
52	6	-	6	8	1	9	15
53	4	-	4	7	1	8	12
54	6	-	6	11	1	12	18
55	2	1	3	9	-	9	12
56	6	-	6	11	-	11	17
57	-	1	1	6	-	6	7
58	-	-	-	8	1	9	9
59	2	-	2	6	-	6	8
60	5	-	5	5	-	5	10
61	3	-	3	2	-	2	5
62	2	-	2	2	-	2	4
64	1	-	1	1	-	1	2
65	-	-	-	1	-	1	1
66	1	-	1	-	-	-	1
68	-	-	-	1	-	1	1
71	-	-	-	1	-	1	1
72	1	-	1	-	-	-	1
73	-	-	-	2	-	2	2
77	-	-	-	1	-	1	1
TOTAL	620	16	636	1,295	37	1,332	1,968

TABLE II
 RECIDIVISTS (VIRGINIA) CONFINED IN THE VIRGINIA STATE CORRECTIONAL SYSTEM
 BY LOCATION OF COMMITTING COURT ACCORDING TO RACE AND SEX
 YEAR ENDED JUNE 30, 1978

COMMITTING COURT	WHITE			NON-WHITE			GRAND TOTAL
	MALE	FEMALE	TOTAL	MALE	FEMALE	TOTAL	
COUNTIES							
ACCOMACK	2	-	2	6	-	6	8
ALBEMARLE	8	-	8	7	-	7	15
ALLEGHANY	2	-	2	-	-	-	2
AMELIA	1	-	1	1	-	1	2
AMHERST	11	-	11	6	-	6	17
APPOMATTOX	-	-	-	1	-	1	1
ARLINGTON	12	-	12	18	-	18	30
AUGUSTA	11	1	12	4	-	4	16
BATH	-	-	-	-	-	-	-
BEDFORD COUNTY	7	-	7	1	-	1	8
BLAND	1	-	1	-	-	-	1
BOTETOURT	-	-	-	-	-	-	-
BRUNSWICK	3	-	3	3	-	3	6
BUCHANAN	10	-	10	-	-	-	10
BUCKINGHAM	-	-	-	-	-	-	-
CAMPBELL	3	-	3	4	-	4	7
CAROLINE	1	-	1	4	-	4	5
CARROLL	6	-	6	2	-	2	8
CHARLES CITY	-	-	-	1	-	1	1
CHARLOTTE	-	-	-	-	-	-	-
CHESTERFIELD	10	-	10	16	1	17	27
CLARKE	-	-	-	-	-	-	-
CRAIG	-	-	-	-	-	-	-
CULPEPER	7	-	7	4	-	4	11
CUMBERLAND	-	-	-	2	-	2	2
DICKENSON	1	-	1	-	-	-	1
DINWIDDIE	-	-	-	7	-	7	7

TABLE II
 RECIDIVISTS (VIRGINIA) CONFINED IN THE VIRGINIA STATE CORRECTIONAL SYSTEM
 BY LOCATION OF COMMITTING COURT ACCORDING TO RACE AND SEX
 YEAR ENDED JUNE 30, 1978 (Continued)

COMMITTING COURT	WHITE			NON-WHITE			GRAND TOTAL
	MALE	FEMALE	TOTAL	MALE	FEMALE	TOTAL	
COUNTIES							
ESSEX	-	-	-	-	-	-	-
FAIRFAX COUNTY	29	3	32	34	-	34	66
FAUQUIER	1	-	1	3	-	3	4
FLOYD	-	-	-	-	-	-	-
FLUVANNA	1	-	1	1	-	1	2
FRANKLIN COUNTY	5	-	5	5	-	5	10
FREDERICK	4	-	4	-	-	-	4
GILES	5	-	5	-	-	-	5
GLOUCESTER	3	-	3	-	-	-	3
GOOCHLAND	-	-	-	1	-	1	1
GRAYSON	3	-	3	-	-	-	3
GREENE	2	-	2	1	-	1	3
GREENSVILLE	1	-	1	6	-	6	7
HALIFAX	3	-	3	4	-	4	7
HANOVER	4	-	4	8	-	8	12
HENRICO	17	-	17	29	1	30	47
HENRY	11	-	11	12	-	12	23
HIGHLAND	1	-	1	-	-	-	1
ISLE OF WIGHT	1	-	1	7	-	7	8
JAMES CITY	-	-	-	1	-	1	1
KING AND QUEEN	-	-	-	1	-	1	1
KING GEORGE	1	-	1	-	-	-	1
KING WILLIAM	1	-	1	-	-	-	1
LANCASTER	2	-	2	-	-	-	2
LEE	1	-	1	-	-	-	1
LOUDOUN	1	-	1	4	-	4	5
LOUISA	1	-	1	3	-	3	4

TABLE II
 RECIDIVISTS (VIRGINIA) CONFINED IN THE VIRGINIA STATE CORRECTIONAL SYSTEM
 BY LOCATION OF COMMITTING COURT ACCORDING TO RACE AND SEX
 YEAR ENDED JUNE 30, 1978 (Continued)

COMMITTING COURT	WHITE			NON-WHITE			GRAND TOTAL
	MALE	FEMALE	TOTAL	MALE	FEMALE	TOTAL	
COUNTIES							
LUNENBURG	2	-	2	5	-	5	7
MADISON	3	-	3	-	-	-	3
MATHEWS	3	-	3	1	-	1	4
MECKLENBURG	2	-	2	11	-	11	13
MIDDLESEX	-	-	-	-	-	-	-
MONTGOMERY	5	-	5	4	-	4	9
NANSEMOND	2	-	2	6	-	6	8
NELSON	2	-	2	-	-	-	2
NEW KENT	-	-	-	-	-	-	-
NORTHAMPTON	-	-	-	6	-	6	6
NORTHUMBERLAND	1	-	1	1	-	1	2
NOTTOWAY	-	-	-	4	-	4	4
ORANGE	7	-	7	1	-	1	8
PAGE	7	-	7	-	-	-	7
PATRICK	5	-	5	2	-	2	7
PITTSYLVANIA	9	-	9	9	-	9	18
POWHATAN	3	-	3	4	-	4	7
PRINCE EDWARD	-	-	-	-	-	-	-
PRINCE GEORGE	1	-	1	2	-	2	3
PRINCE WILLIAM	14	-	14	7	-	7	21
PULASKI	5	-	5	2	-	2	7
RAPPAHANNOCK	2	-	2	1	-	1	3
RICHMOND COUNTY	2	-	2	4	-	4	6
ROANOKE COUNTY	7	-	7	5	-	5	12
ROCKBRIDGE	1	-	1	-	-	-	1
ROCKINGHAM	8	-	8	3	-	3	11
RUSSELL	-	-	-	-	-	-	-

TABLE II
 RECIDIVISTS (VIRGINIA) CONFINED IN THE VIRGINIA STATE CORRECTIONAL SYSTEM
 BY LOCATION OF COMMITTING COURT ACCORDING TO RACE AND SEX
 YEAR ENDED JUNE 30, 1978 (Continued)

COMMITTING COURT	WHITE			NON-WHITE			GRAND TOTAL
	MALE	FEMALE	TOTAL	MALE	FEMALE	TOTAL	
COUNTIES							
SCOTT	1	-	1	-	-	-	1
SHENANDOAH	2	-	2	-	-	-	2
SMYTH	5	-	5	1	-	1	6
SOUTHAMPTON	2	-	2	15	-	15	17
SPOTSYLVANIA	2	-	2	1	-	1	3
STAFFORD	4	-	4	2	-	2	6
SURRY	-	-	-	3	-	3	3
SUSSEX	1	-	1	5	-	5	6
TAZEWELL	4	-	4	1	-	1	5
WARREN	4	-	4	1	-	1	5
WASHINGTON	8	-	8	-	-	-	8
WESTMORELAND	1	-	1	-	-	-	1
WISE	3	-	3	-	-	-	3
WYTHE	2	-	2	-	-	-	2
YORK	7	-	7	5	-	5	12
TOTAL COUNTIES	331	4	335	319	2	321	656
CITIES							
ALEXANDRIA	8	-	8	29	-	29	37
BEDFORD CITY	-	-	-	-	-	-	-
BRISTOL	3	-	3	-	-	-	3
BUENA VISTA	2	-	2	-	-	-	2
CHARLOTTESVILLE	10	-	10	14	-	14	24
CHESAPEAKE	10	-	10	20	-	20	30
CLIFTON FORGE	-	-	-	-	-	-	-
COLONIAL HEIGHTS	3	-	3	-	-	-	3
COVINGTON	-	-	-	-	-	-	-

TABLE II
 RECIDIVISTS (VIRGINIA) CONFINED IN THE VIRGINIA STATE CORRECTIONAL SYSTEM
 BY LOCATION OF COMMITTING COURT ACCORDING TO RACE AND SEX
 YEAR ENDED JUNE 30, 1978 (Continued)

COMMITTING COURT	WHITE			NON-WHITE			GRAND TOTAL
	MALE	FEMALE	TOTAL	MALE	FEMALE	TOTAL	
CITIES							
DANVILLE	15	-	15	14	2	16	31
EMPURIA	-	-	-	-	-	-	-
FAIRFAX CITY	1	-	1	1	-	1	2
FALLS CHURCH	-	-	-	-	-	-	-
FRANKLIN CITY	-	-	-	-	-	-	-
FREDERICKSBURG	2	-	2	2	-	2	4
GALAX	-	-	-	-	-	-	-
HAMPTON	7	-	7	37	-	37	44
HARRISONBURG	-	-	-	-	-	-	-
HOPEWELL	1	-	1	3	-	3	4
LEXINGTON	-	-	-	-	-	-	-
LYNCHBURG	17	-	17	28	1	29	46
MARTINSVILLE	8	-	8	9	-	9	17
NEWPORT NEWS	19	-	19	50	2	52	71
NORFOLK	26	3	29	175	7	182	211
NORTON	-	-	-	2	-	2	2
PETERSBURG	4	-	4	40	-	40	44
PORTSMOUTH	8	-	8	89	4	93	101
RADFORD	-	-	-	1	-	1	1
RICHMOND CITY	59	4	63	340	19	359	422
ROANOKE CITY	34	2	36	40	-	40	76
SALEM	9	-	9	4	-	4	13
SOUTH BOSTON	-	-	-	-	-	-	-
STAUNTON	7	-	7	1	-	1	8
SUFFOLK	3	-	3	28	-	28	31
VIRGINIA BEACH	17	2	19	35	-	35	54
WAYNESBORO	4	-	4	1	-	1	5

TABLE II
 RECIDIVISTS (VIRGINIA) CONFINED IN THE VIRGINIA STATE CORRECTIONAL SYSTEM
 BY LOCATION OF COMMITTING COURT ACCORDING TO RACE AND SEX
 YEAR ENDED JUNE 30, 1978 (Concluded)

COMMITTING COURT	WHITE			NON-WHITE			GRAND TOTAL
	MALE	FEMALE	TOTAL	MALE	FEMALE	TOTAL	
CITIES							
WILLIAMSBURG	7	1	8	11	-	11	19
WINCHESTER	5	-	5	2	-	2	7
TOTAL CITIES	289	12	301	976	35	1,011	1,312
GRAND TOTAL	620	16	636	1,295	37	1,332	1,968

TABLE III
 RECIDIVISTS (VIRGINIA) CONFINED IN THE VIRGINIA STATE CORRECTIONAL SYSTEM
 BY OFFENSE ACCORDING TO TERM OF SENTENCE*
 YEAR ENDED JUNE 30, 1978

OFFENSE	UNDER 1 YR.	1 YEAR	2 YRS	3 YRS	4 YRS	5 YRS	6 YRS	7 YRS	8 YRS	9 YRS	10 YRS
OFFENSES AGAINST PERSONS											
MURDER, 1ST DEGREE	-	-	-	-	-	-	-	-	-	-	-
MURDER, 2ND DEGREE	-	-	1	1	-	1	1	-	1	2	1
MURDER, DEGREE NOT SPECIFIED	-	-	-	-	-	-	2	-	-	-	-
MURDER, ATTEMPTED	-	-	1	-	1	1	1	1	-	-	1
MANSLAUGHTER, VOLUNTARY	-	-	1	-	2	-	4	2	-	3	2
MANSLAUGHTER, INVOLUNTARY	-	-	-	-	-	1	-	-	-	1	-
RAPE	-	-	-	-	-	-	1	-	-	1	3
RAPE, STATUTORY	-	-	-	-	-	1	-	-	-	-	1
RAPE, ATTEMPTED	-	-	-	-	1	-	2	1	-	-	2
ABDUCTION FOR PURPOSE OF RAPE	-	-	-	-	-	-	-	-	-	-	-
CARNAL KNOWLEDGE OF CHILD	-	-	-	1	-	1	-	-	-	-	-
ROBBERY, ARMED OR HIGHWAY	-	-	-	2	1	2	6	6	2	4	5
ROBBERY, UNSPECIFIED	-	-	1	3	4	6	14	3	7	11	12
ROBBERY, ATTEMPTED	-	-	-	1	1	1	1	1	-	-	-
ASSAULT, FELONIOUS	-	-	2	6	5	3	7	2	5	-	7
ASSAULT WITH INTENT TO MAIM	-	-	1	-	-	-	1	-	-	-	-
MAIMING	-	-	1	1	1	5	-	3	2	1	1
SHOOT INTO OCCUPIED DWELLING	-	-	1	1	2	-	-	1	-	1	1
SHOOTING INTO OCCUPIED VEHICLE	-	-	-	-	-	-	1	-	-	-	-
KIDNAPPING	-	-	-	-	-	-	-	-	-	-	-
ABDUCTION	-	-	-	-	-	2	1	2	-	-	-
EXTORTION	-	-	-	-	-	-	-	-	-	-	-
TOTAL OFFENSES AGAINST PERSONS	-	-	9	16	18	24	42	22	17	24	36
OFFENSES AGAINST PROPERTY											
BURGLARY	-	-	4	15	24	25	37	26	21	22	19
BURGLARY, ATTEMPTED	-	-	-	-	1	-	1	-	-	1	-
POSSESSION OF BURGLARY TOOLS	-	-	-	-	-	1	-	-	-	-	-

TABLE III
 RECIDIVISTS (VIRGINIA) CONFINED IN THE VIRGINIA STATE CORRECTIONAL SYSTEM
 BY OFFENSE ACCORDING TO TERM OF SENTENCE*
 YEAR ENDED JUNE 30, 1978 (Continued)

11 YRS	12 YRS	13 YRS	14 YRS	15 YRS	16 YRS	17 YRS	18 YRS	19 YRS	20-24 YEARS	25-29 YEARS	30-39 YEARS	40-49 YEARS	OVER 49 YRS	LIFE	DEATH	TOTAL
1	-	-	-	-	-	-	-	-	2	9	7	15	18	52	-	104
-	1	1	2	3	6	4	4	-	22	7	6	4	2	-	-	70
-	1	3	-	1	1	-	1	-	5	4	-	7	7	13	-	45
-	-	-	-	1	1	-	-	-	5	1	3	2	-	1	-	20
1	1	-	-	1	-	-	-	-	-	-	-	-	-	-	-	17
-	-	-	1	-	-	-	-	-	-	-	-	-	-	-	-	3
2	-	-	2	-	3	1	2	1	3	4	9	11	17	22	-	82
-	1	-	-	-	2	-	-	-	-	-	-	-	-	-	-	5
-	-	-	-	1	1	-	-	-	2	1	1	3	2	1	-	18
-	-	-	-	-	-	1	-	-	-	-	-	-	-	-	-	1
-	-	-	-	-	-	-	-	-	-	-	-	-	-	-	-	2
6	6	6	6	7	6	9	1	7	32	19	23	14	18	4	-	192
13	8	6	9	12	10	5	4	3	34	18	24	18	10	4	-	239
3	2	1	-	-	-	1	-	-	1	1	-	1	-	-	-	15
3	4	2	2	-	4	1	1	1	9	9	7	1	1	3	-	85
1	-	-	-	-	-	-	-	-	-	-	-	-	-	-	-	3
1	2	1	3	1	1	1	-	-	6	-	4	3	1	1	-	40
-	-	-	1	-	-	-	-	-	-	-	-	-	-	-	-	8
-	-	-	-	-	-	-	-	-	1	-	-	-	-	-	-	2
-	-	-	-	-	-	-	-	-	-	-	-	1	-	-	-	1
-	1	-	-	1	1	-	-	-	5	2	1	-	1	-	-	17
-	-	-	-	1	-	-	-	-	-	1	-	-	-	-	-	2
31	27	20	26	29	36	23	13	12	127	76	85	80	77	101	-	971
14	13	14	13	13	13	11	3	6	23	14	12	2	3	2	-	349
-	-	-	-	-	-	-	-	-	-	-	-	-	-	-	-	3
-	-	-	-	1	-	-	-	-	-	-	-	-	-	-	-	2

TABLE III
 RECIDIVISTS (VIRGINIA) CONFINED IN THE VIRGINIA STATE CORRECTIONAL SYSTEM
 BY OFFENSE ACCORDING TO TERM OF SENTENCE*
 YEAR ENDED JUNE 30, 1978 (Continued)

OFFENSE	UNDER 1 YR.	1 YEAR	2 YRS	3 YRS	4 YRS	5 YRS	6 YRS	7 YRS	8 YRS	9 YRS	10 YRS
OFFENSES AGAINST PROPERTY											
BREAK AND ENTER	-	-	-	4	5	11	13	4	5	3	4
BREAK AND ENTER, ATTEMPTED	-	-	-	-	-	-	-	1	-	-	-
LARCENY, GRAND (EXCEPT AUTO)	1	2	3	10	13	20	10	8	18	6	6
ATTEMPTED LARCENY	-	-	-	-	-	-	-	1	-	-	-
LARCENY, PETTY	-	1	3	3	-	-	1	-	-	-	-
SHOPLIFTING	-	-	-	1	-	1	-	-	-	-	-
LARCENY, UNSPECIFIED	-	-	-	-	-	-	1	-	-	-	-
POSSESSION OF STOLEN GOODS	-	-	2	1	1	-	3	2	-	1	1
LARCENY, THEFT OF AUTO	-	-	2	2	2	2	2	2	2	-	2
USE OF AUTO WITHOUT AUTHORITY	-	-	2	4	1	1	1	-	1	-	1
FRAUD & CREDIT CARD THEFT	-	-	-	-	1	1	-	-	-	-	-
ARSON	-	-	-	1	-	1	1	1	-	2	1
PROPERTY DAMAGE OR DESTRUCTION	-	-	-	-	-	-	-	-	-	-	-
TRESPASSING	-	-	-	-	-	-	-	-	-	-	1
FORGERY OF CHECKS, UTTERING	-	1	5	6	3	5	12	10	13	3	4
TOTAL OFFENSES AGAINST PROPERTY	1	4	21	47	51	68	82	55	60	38	39
OFFENSES AGAINST DECENCY, MORALITY, PEACE, AND GOOD ORDER											
SODOMY	-	-	1	-	2	1	-	-	1	-	2
PANDERING AND SOLICITING	-	-	-	-	-	-	-	1	-	-	-
MOLESTING; INDECENT LIBERTIES	-	-	1	-	-	-	1	-	-	-	-
TRANSPORT FEMALE - IMMORAL	-	-	-	-	-	-	-	-	-	-	-
VIOLATING WEAPONS LAWS	-	-	-	-	1	1	-	-	-	-	-
POSSESSION OF FIRE ARMS	-	-	-	-	-	-	-	-	-	-	-
TOTAL OFFENSES AGAINST DECENCY, MORALITY, PEACE, AND GOOD ORDER	-	-	2	-	3	2	1	1	1	-	2

TABLE III
 RECIDIVISTS (VIRGINIA) CONFINED IN THE VIRGINIA STATE CORRECTIONAL SYSTEM
 BY OFFENSE ACCORDING TO TERM OF SENTENCE*
 YEAR ENDED JUNE 30, 1978 (Continued)

11 YRS	12 YRS	13 YRS	14 YRS	15 YRS	16 YRS	17 YRS	18 YRS	19 YRS	20-24 YEARS	25-29 YEARS	30-39 YEARS	40-49 YEARS	OVER 49 YRS	LIFE	DEATH	TOTAL
5	2	4	2	2	2	1	-	2	5	1	2	-	1	-	-	78
-	-	-	-	-	-	1	-	-	-	-	-	-	-	-	-	2
12	7	5	1	1	5	1	2	3	7	6	4	3	1	-	-	155
-	-	-	-	-	-	-	-	-	-	-	-	-	-	-	-	1
-	-	-	-	-	-	-	-	-	-	-	-	-	-	-	-	8
-	-	-	-	-	-	-	-	-	-	-	-	-	-	-	-	2
-	-	-	-	-	-	-	-	-	-	-	-	-	-	-	-	1
2	-	-	1	-	-	-	-	-	1	-	-	-	-	-	-	15
-	1	2	-	2	1	1	-	1	1	1	1	1	-	-	-	28
1	-	1	-	-	-	-	-	-	-	-	-	-	-	-	-	12
-	-	1	-	-	1	-	-	-	-	-	-	-	-	-	-	4
-	-	-	1	2	1	-	-	-	1	1	-	-	-	-	-	13
-	-	-	-	-	-	-	-	-	1	-	-	-	-	-	-	1
-	-	-	-	-	-	-	-	-	-	-	-	-	-	-	-	1
5	3	3	4	2	1	3	-	2	5	4	1	-	-	-	-	95
39	26	30	22	23	24	18	5	14	44	27	20	6	5	2	-	771
2	1	-	-	-	-	-	-	-	1	2	1	2	-	-	-	16
-	-	-	-	-	-	-	-	-	-	-	-	-	-	-	-	1
-	-	-	-	-	-	-	-	-	-	-	-	-	-	-	-	2
-	-	-	-	-	1	-	-	-	-	-	-	-	-	-	-	1
1	-	-	-	-	-	-	-	-	-	-	1	-	1	-	-	5
-	-	-	-	-	-	-	-	-	-	-	1	-	-	-	-	1
3	1	-	-	-	1	-	-	-	1	2	3	2	1	-	-	26

TABLE III
 RECIDIVISTS (VIRGINIA) CONFINED IN THE VIRGINIA STATE CORRECTIONAL SYSTEM
 BY OFFENSE ACCORDING TO TERM OF SENTENCE*
 YEAR ENDED JUNE 30, 1978 (Continued)

OFFENSE	UNDER 1 YR.	1 YEAR	2 YRS	3 YRS	4 YRS	5 YRS	6 YRS	7 YRS	8 YRS	9 YRS	10 YRS
OFFENSES AGAINST PUBLIC JUSTICE AND ADMINISTRATION											
CONSPIRACY TO COMMIT A CRIME	-	-	-	-	-	-	-	-	-	-	-
BRIBERY & ATTEMPTED BRIBERY	-	-	-	-	-	1	-	-	-	-	-
ESCAPE - ATTEMPTED ESCAPE	-	-	2	-	-	-	-	-	-	1	-
TOTAL OFFENSES AGAINST PUBLIC JUSTICE AND ADMINISTRATION	-	-	2	-	-	1	-	-	-	1	-
VIOLATIONS OF TRAFFIC AND VEHICLE LAWS											
HIT AND RUN	-	-	-	-	-	1	-	1	-	1	1
HABITUAL OFFENDER	-	8	8	8	2	1	2	-	3	-	-
TOTAL VIOLATIONS OF TRAFFIC AND VEHICLE LAWS	-	8	8	8	2	2	2	1	3	1	1
OFFENSES AGAINST PUBLIC POLICY, ECONOMY, AND HEALTH											
VIOLATION OF NARCOTICS LAWS	-	-	3	7	7	14	12	9	8	8	10
TOTAL OFFENSES AGAINST PUBLIC POLICY, ECONOMY, AND HEALTH	-	-	3	7	7	14	12	9	8	8	10
GRAND TOTAL	1	12	45	78	81	111	139	88	89	72	88

*Sentences are shown to the nearest year, with six months or more being rounded up.

Each inmate is categorized by his most serious offense. All of the sentences received by an inmate are accumulated under just one offense category and may therefore actually reflect several different offenses.

TABLE III
 RECIDIVISTS (VIRGINIA) CONFINED IN THE VIRGINIA STATE CORRECTIONAL SYSTEM
 BY OFFENSE ACCORDING TO TERM OF SENTENCE*
 YEAR ENDED JUNE 30, 1978 (Concluded)

11 YRS	12 YRS	13 YRS	14 YRS	15 YRS	16 YRS	17 YRS	18 YRS	19 YRS	20-24 YEARS	25-29 YEARS	30-39 YEARS	40-49 YEARS	OVER 49 YRS	LIFE	DEATH	TOTAL
-	-	-	-	-	-	-	-	-	1	-	-	-	-	-	-	1
-	-	-	-	-	-	-	-	-	-	-	-	-	-	-	-	1
-	-	-	-	-	-	-	-	-	-	-	-	-	-	-	-	3
-	-	-	-	-	-	-	-	-	1	-	-	-	-	-	-	5
-	1	-	-	-	-	-	-	-	-	-	-	-	-	-	-	5
1	-	-	-	-	-	-	-	-	-	-	-	-	-	1	-	34
1	1	-	-	-	-	-	-	-	-	-	-	-	-	1	-	39
9	6	12	6	1	6	3	1	4	8	10	5	4	3	-	-	156
9	6	12	6	1	6	3	1	4	8	10	5	4	3	-	-	156
83	61	62	54	53	67	44	19	30	181	115	113	92	86	104	-	1,968

TABLE IV
 RECIDIVISTS (VIRGINIA) CONFINED IN THE VIRGINIA STATE CORRECTIONAL SYSTEM
 BY SENTENCE ACCORDING TO RACE AND SEX
 YEAR ENDED JUNE 30, 1978

SENTENCE*	WHITE			NON-WHITE			GRAND TOTAL
	MALE	FEMALE	TOTAL	MALE	FEMALE	TOTAL	
UNDER ONE YEAR	-	-	-	-	1	1	1
1 YEAR	6	-	6	6	-	6	12
2 YEARS	23	1	24	19	2	21	45
3 YEARS	35	1	36	38	4	42	78
4 YEARS	28	1	29	51	1	52	81
5 YEARS	36	-	36	73	2	75	111
6 YEARS	41	4	45	91	3	94	139
7 YEARS	27	2	29	51	8	59	88
8 YEARS	35	1	36	50	3	53	89
9 YEARS	26	-	26	45	1	46	72
10 YEARS	32	1	33	54	1	55	88
11 YEARS	23	-	23	59	1	60	83
12 YEARS	18	1	19	41	1	42	61
13 YEARS	17	-	17	43	2	45	62
14 YEARS	11	-	11	43	-	43	54
15 YEARS	20	-	20	33	-	33	53
16 YEARS	17	1	18	49	-	49	67
17 YEARS	12	-	12	31	1	32	44
18 YEARS	3	-	3	16	-	16	19
19 YEARS	11	-	11	19	-	19	30
20 YEARS	19	-	19	36	-	36	55
21 YEARS	17	1	18	35	1	36	54
22 YEARS	6	-	6	24	-	24	30
23 YEARS	8	-	8	9	1	10	18
24 YEARS	6	1	7	17	-	17	24
25 YEARS	8	-	8	15	1	16	24
26 YEARS	7	-	7	25	-	25	32
27 YEARS	4	-	4	18	-	18	22
28 YEARS	5	-	5	16	-	16	21
29 YEARS	4	-	4	12	-	12	16
30 YEARS	6	-	6	11	-	11	17
31 YEARS	2	-	2	12	-	12	14
32 YEARS	2	-	2	6	-	6	8
33 YEARS	4	-	4	8	-	8	12
34 YEARS	5	-	5	12	-	12	17
35 YEARS	3	-	3	8	-	8	11
36 YEARS	-	-	-	8	-	8	8
37 YEARS	-	-	-	3	-	3	3
38 YEARS	6	-	6	8	-	8	14
39 YEARS	4	-	4	5	-	5	9
40 YEARS	5	-	5	17	-	17	22
41 YEARS	4	-	4	12	-	12	16
42 YEARS	4	-	4	7	-	7	11
43 YEARS	6	-	6	8	-	8	14
44 YEARS	2	-	2	2	-	2	4
45 YEARS	2	-	2	10	-	10	12
46 YEARS	1	-	1	2	-	2	3
47 YEARS	1	-	1	4	-	4	5
48 YEARS	-	-	-	1	-	1	1
49 YEARS	-	-	-	4	-	4	4
50 YEARS	4	-	4	6	1	7	11
51 YEARS	1	-	1	8	-	8	9
52 YEARS	1	-	1	2	-	2	3
53 YEARS	-	-	-	4	-	4	4
54 YEARS	-	-	-	3	-	3	3
55 YEARS	-	-	-	-	1	1	1

TABLE IV
 RECIDIVISTS (VIRGINIA) CONFINED IN THE VIRGINIA STATE CORRECTIONAL SYSTEM
 BY SENTENCE ACCORDING TO RACE AND SEX
 YEAR ENDED JUNE 30, 1978 (Continued)

SENTENCE *	WHITE			NON-WHITE			GRAND TOTAL
	MALE	FEMALE	TOTAL	MALE	FEMALE	TOTAL	
56 YEARS	-	-	-	3	-	3	3
57 YEARS	2	-	2	-	-	-	2
58 YEARS	2	-	2	-	-	-	2
59 YEARS	1	-	1	-	-	-	1
60 YEARS	2	-	2	1	1	2	4
61 YEARS	-	-	-	2	-	2	2
62 YEARS	1	-	1	1	-	1	2
63 YEARS	-	-	-	4	-	4	4
64 YEARS	-	-	-	1	-	1	1
65 YEARS	1	-	1	3	-	3	4
67 YEARS	1	-	1	-	-	-	1
68 YEARS	-	-	-	1	-	1	1
70 YEARS	-	-	-	2	-	2	2
71 YEARS	-	-	-	1	-	1	1
74 YEARS	-	-	-	2	-	2	2
75 YEARS	-	-	-	1	-	1	1
77 YEARS	2	-	2	-	-	-	2
80 YEARS	-	-	-	2	-	2	2
81 YEARS	1	-	1	2	-	2	3
85 YEARS	-	-	-	1	-	1	1
86 YEARS	-	-	-	1	-	1	1
89 YEARS	1	-	1	-	-	-	1
90 YEARS	1	-	1	-	-	-	1
91 YEARS	-	-	-	1	-	1	1
99 YEARS AND ABOVE	4	-	4	6	-	6	10
LIFE	33	1	34	70	-	70	104
GRAND TOTAL	620	16	636	1,295	37	1,332	1,968

*Sentences are shown to the nearest year, with six months or more being rounded up.

TABLE V
 RECIDIVISTS (VIRGINIA) CONFINED IN THE VIRGINIA STATE CORRECTIONAL SYSTEM
 BY OFFENSE ACCORDING TO RACE AND SEX
 YEAR ENDED JUNE 30, 1978

OFFENSE	WHITE			NON-WHITE			GRAND TOTAL
	MALE	FEMALE	TOTAL	MALE	FEMALE	TOTAL	
OFFENSES AGAINST PERSONS							
MURDER, 1ST DEGREE	37	1	38	66	-	66	104
MURDER, 2ND DEGREE	21	1	22	46	2	48	70
MURDER, DEGREE NOT SPECIFIED	14	-	14	30	1	31	45
MURDER, ATTEMPTED	2	-	2	18	-	18	20
MANSLAUGHTER, VOLUNTARY	6	-	6	11	-	11	17
MANSLAUGHTER, INVOLUNTARY	1	-	1	2	-	2	3
RAPE	22	-	22	60	-	60	82
RAPE, STATUTORY	4	-	4	1	-	1	5
RAPE, ATTEMPTED	7	-	7	11	-	11	18
ABDUCTION FOR PURPOSE OF RAPE	-	-	-	1	-	1	1
CARNAL KNOWLEDGE OF CHILD	1	-	1	1	-	1	2
ROBBERY, ARMED OR HIGHWAY	39	-	39	153	-	153	192
ROBBERY, UNSPECIFIED	50	2	52	186	1	187	239
ROBBERY, ATTEMPTED	1	-	1	14	-	14	15
ASSAULT, FELONIOUS	19	-	19	66	-	66	85
ASSAULT WITH INTENT TO MAIM	3	-	3	-	-	-	3
MAIMING	5	-	5	34	1	35	40
SHOOT INTO OCCUPIED DWELLING	3	-	3	4	1	5	8
SHOOTING INTO OCCUPIED VEHICLE	2	-	2	-	-	-	2
KIDNAPPING	-	-	-	1	-	1	1
ABDUCTION	10	-	10	7	-	7	17
EXTORTION	1	-	1	1	-	1	2
TOTAL OFFENSES AGAINST PERSONS	248	4	252	713	6	719	971
OFFENSES AGAINST PROPERTY							
BURGLARY	144	1	145	204	-	204	349
BURGLARY, ATTEMPTED	1	-	1	2	-	2	3

TABLE V
 RECIDIVISTS (VIRGINIA) CONFINED IN THE VIRGINIA STATE CORRECTIONAL SYSTEM
 BY OFFENSE ACCORDING TO RACE AND SEX
 YEAR ENDED JUNE 30, 1978 (Continued)

OFFENSE	WHITE			NON-WHITE			GRAND
	MALE	FEMALE	TOTAL	MALE	FEMALE	TOTAL	TOTAL
OFFENSES AGAINST PROPERTY							
POSSESSION OF BURGLARY TOOLS	-	-	-	2	-	2	2
BREAK AND ENTER	33	-	33	45	-	45	78
BREAK AND ENTER, ATTEMPTED	1	-	1	1	-	1	2
LARCENY, GRAND (EXCEPT AUTO)	62	1	63	85	7	92	155
ATTEMPTED LARCENY	-	-	-	1	-	1	1
LARCENY, PETTY	-	1	1	6	1	7	8
SHOPLIFTING	-	-	-	2	-	2	2
LARCENY, UNSPECIFIED	-	-	-	1	-	1	1
POSSESSION OF STOLEN GOODS	3	-	3	9	3	12	15
LARCENY, THEFT OF AUTO	15	-	15	13	-	13	28
USE OF AUTO WITHOUT AUTHORITY	6	-	6	7	-	7	13
FRAUD & CREDIT CARD THEFT	2	-	2	2	-	2	4
ARSON	6	-	6	0	1	7	13
PROPERTY DAMAGE OR DESTRUCTION	1	-	1	-	-	-	1
TRESPASSING	-	-	-	1	-	1	1
FORGERY OF CHECKS, UTTERING	29	8	37	48	10	58	95
TOTAL OFFENSES AGAINST PROPERTY	303	11	314	435	22	457	771
OFFENSES AGAINST DECENCY, MORALITY, PEACE, AND GOOD ORDER							
SODOMY	9	-	9	7	-	7	16
PANDERING AND SOLICITING	-	1	1	-	-	-	1
MOLESTING; INDECENT LIBERTIES	1	-	1	1	-	1	2
TRANSPORT FEMALE - IMMORAL	-	-	-	1	-	1	1
VIOLATING WEAPONS LAWS	1	-	1	4	-	4	5
POSSESSION OF FIRE ARMS	-	-	-	1	-	1	1
TOTAL OFFENSES AGAINST DECENCY MORALITY, PEACE, AND GOOD ORDER	11	1	12	14	-	14	26

TABLE V
 RECIDIVISTS (VIRGINIA) CONFINED IN THE VIRGINIA STATE CORRECTIONAL SYSTEM
 BY OFFENSE ACCORDING TO RACE AND SEX
 YEAR ENDED JUNE 30, 1978 (Concluded)

OFFENSE	WHITE			NON-WHITE			GRAND TOTAL
	MALE	FEMALE	TOTAL	MALE	FEMALE	TOTAL	
OFFENSES AGAINST PUBLIC JUSTICE AND ADMINISTRATION							
CONSPIRACY TO COMMIT A CRIME	-	-	-	1	-	1	1
BRIBERY & ATTEMPTED BRIBERY	-	-	-	1	-	1	1
ESCAPE - ATTEMPTED ESCAPE	3	-	3	-	-	-	3
TOTAL OFFENSES AGAINST PUBLIC JUSTICE AND ADMINISTRATION	3	-	3	2	-	2	5
VIOLATIONS OF TRAFFIC AND VEHICLE LAWS							
HIT AND RUN	2	-	2	3	-	3	5
HABITUAL OFFENDER	23	-	23	11	-	11	34
TOTAL VIOLATIONS OF TRAFFIC AND VEHICLE LAWS	25	-	25	14	-	14	39
OFFENSES AGAINST PUBLIC POLICY, ECONOMY, AND HEALTH							
VIOLATION OF NARCOTICS LAWS	30	-	30	117	9	126	156
TOTAL OFFENSES AGAINST PUBLIC POLICY, ECONOMY, AND HEALTH	30	-	30	117	9	126	156
GRAND TOTAL	620	16	636	1,295	37	1,332	1,968

TABLE VI
 RECIDIVISTS (VIRGINIA) CONFINED IN THE VIRGINIA STATE CORRECTIONAL SYSTEM
 BY MILITARY SERVICE ACCORDING TO RACE AND SEX
 YEAR ENDED JUNE 30, 1978

MILITARY SERVICE	WHITE			NON-WHITE			GRAND TOTAL
	MALE	FEMALE	TOTAL	MALE	FEMALE	TOTAL	
NO MILITARY SERVICE	412	16	428	1,092	37	1,129	1,557
HONORABLE DISCHARGE	79	-	79	107	-	107	186
MEDICAL DISCHARGE	10	-	10	11	-	11	21
GENERAL DISCHARGE	39	-	39	27	-	27	66
UNDESIRABLE DISCHARGE	55	-	55	33	-	33	88
BAD CONDUCT DISCHARGE	10	-	10	-	-	-	10
DISHONORABLE DISCHARGE	3	-	3	7	-	7	10
MEMBER OF ARMED FORCES AT TIME OF OFFENSE	-	-	-	2	-	2	2
INFORMATION NOT AVAILABLE	12	-	12	16	-	16	28
GRAND TOTAL	620	16	636	1,295	37	1,332	1,968

TABLE VII
 RECIDIVISTS (VIRGINIA) CONFINED IN THE VIRGINIA STATE CORRECTIONAL SYSTEM
 BY PAROLE OR PARDON STATUS ACCORDING TO RACE AND SEX
 YEAR ENDED JUNE 30, 1978

PAROLE OR PARDON STATUS AT COMMITMENT	WHITE			NON-WHITE			GRAND TOTAL
	MALE	FEMALE	TOTAL	MALE	FEMALE	TOTAL	
ON PAROLE	116	4	120	304	10	314	434
ON CONDITIONAL PARDON	1	-	1	-	-	-	1
DISCHARGED FROM PAROLE	100	1	101	204	-	206	307
DISCHARGED FROM COND. PARDON	-	-	-	-	-	-	-
NONE OF THE ABOVE	403	11	414	787	25	812	1,226
GRAND TOTAL	620	16	636	1,295	37	1,332	1,968

TABLE VIII
 RECIDIVISTS (VIRGINIA) CONFINED IN THE VIRGINIA STATE CORRECTIONAL SYSTEM
 BY RELIGIOUS PREFERENCE ACCORDING TO RACE AND SEX
 YEAR ENDED JUNE 30, 1978

RELIGIOUS PREFERENCE	WHITE			NON-WHITE			GRAND TOTAL
	MALE	FEMALE	TOTAL	MALE	FEMALE	TOTAL	
PROTESTANT	376	12	388	852	25	877	1,265
CATHOLIC	44	3	47	33	-	33	80
HEBREW	1	-	1	2	-	2	3
MOSLEM	-	-	-	10	-	10	10
MUSLIM	1	-	1	68	4	72	73
OTHER	13	-	13	20	-	20	33
NO PREFERENCE	155	1	156	260	7	275	431
INFORMATION NOT AVAILABLE	30	-	30	42	1	43	73
GRAND TOTAL	620	16	636	1,295	37	1,332	1,968

TABLE IX
 RECIDIVISTS (VIRGINIA) CONFINED IN THE VIRGINIA STATE CORRECTIONAL SYSTEM
 BY TESTED EDUCATIONAL LEVEL AT COMMITMENT ACCORDING TO RACE AND SEX
 YEAR ENDED JUNE 30, 1978

EDUCATION	WHITE			NON-WHITE			GRAND TOTAL
	MALE	FEMALE	TOTAL	MALE	FEMALE	TOTAL	
ILLITERATE - BEGINNER (0.0 - 4.9)	130	-	130	457	4	461	591
INTERMEDIATE (5.0 - 8.9)	351	7	358	622	18	640	998
ADVANCED (9.0 - 11.9)	68	4	72	57	3	60	132
HIGH SCHOOL AND ABOVE (12.0 AND ABOVE)	3	3	6	3	-	3	9
NOT TESTED	68	2	70	156	12	168	238
GRAND TOTAL	620	16	636	1,295	37	1,332	1,968

TABLE X
 RECIDIVISTS (VIRGINIA) CONFINED IN THE VIRGINIA STATE CORRECTIONAL SYSTEM
 BY INTELLIGENCE ACCORDING TO RACE AND SEX
 YEAR ENDED JUNE 30, 1978

INTELLIGENCE	WHITE			NON-WHITE			GRAND TOTAL
	MALE	FEMALE	TOTAL	MALE	FEMALE	TOTAL	
SEVERELY RETARDED	2	-	2	17	-	17	19
MODERATELY RETARDED	10	-	10	45	4	49	59
BORDERLINE	21	-	21	126	10	136	157
DULL NORMAL	65	4	69	278	11	289	358
NORMAL	285	7	292	619	4	623	915
BRIGHT NORMAL	144	1	145	137	2	139	284
SUPERIOR	64	1	65	22	-	22	87
NOT TESTED	29	3	32	51	6	57	89
GRAND TOTAL	620	16	636	1,295	37	1,332	1,968

TABLE XI
 RECIDIVISTS (VIRGINIA) CONFINED IN THE VIRGINIA STATE CORRECTIONAL SYSTEM
 BY STATUS OF PARENTS ACCORDING TO RACE AND SEX
 YEAR ENDED JUNE 30, 1978

STATUS OF PARENTS	WHITE			NON-WHITE			GRAND TOTAL
	MALE	FEMALE	TOTAL	MALE	FEMALE	TOTAL	
LIVING TOGETHER	172	3	175	249	4	253	428
SEPARATED	23	-	23	172	7	179	202
DIVORCED	126	3	129	112	1	113	242
NOT MARRIED	12	-	12	160	5	165	177
ONE PARENT DECEASED	194	7	201	436	10	446	647
BOTH PARENTS DECEASED	81	2	83	148	10	158	241
INFORMATION NOT AVAILABLE	12	1	13	18	-	18	31
GRAND TOTAL	620	16	636	1,295	37	1,332	1,968

TABLE XII
 RECIDIVISTS (VIRGINIA) CONFINED IN THE VIRGINIA STATE CORRECTIONAL SYSTEM
 BY MARITAL STATUS ACCORDING TO RACE AND SEX
 YEAR ENDED JUNE 30, 1978

MARITAL STATUS	WHITE			NON-WHITE			GRAND TOTAL
	MALE	FEMALE	TOTAL	MALE	FEMALE	TOTAL	
SINGLE	240	6	246	769	17	786	1,032
MARRIED	192	4	196	282	3	285	481
SEPARATED	62	3	65	130	9	139	204
DIVORCED	112	2	114	102	3	105	219
WIDOWED	13	1	14	12	5	17	31
INFORMATION NOT AVAILABLE	1	-	1	-	-	-	1
GRAND TOTAL	620	16	636	1,295	37	1,332	1,968

TABLE XIII
 RECIDIVISTS (VIRGINIA) CONFINED IN THE VIRGINIA STATE CORRECTIONAL SYSTEM
 BY JUVENILE RECORD ACCORDING TO RACE AND SEX
 YEAR ENDED JUNE 30, 1978

JUVENILE RECORD	WHITE			NON-WHITE			GRAND TOTAL
	MALE	FEMALE	TOTAL	MALE	FEMALE	TOTAL	
NO PREVIOUS JUVENILE RECORD	200	10	210	390	18	408	618
YES, OTHER THAN STATE WARD	152	2	154	320	8	328	482
STATE WARD, TRAINING SCHOOL	203	3	206	453	8	461	667
STATE WARD, OTHER	18	-	18	42	1	43	61
INFORMATION NOT AVAILABLE	47	1	48	90	2	92	140
GRAND TOTAL	620	16	636	1,295	37	1,332	1,968

TABLE XIV
 RECIDIVISTS (VIRGINIA) CONFINED IN THE VIRGINIA STATE CORRECTIONAL SYSTEM
 BY DRUG AND ALCOHOL HABITS ACCORDING TO RACE AND SEX
 YEAR ENDED JUNE 30, 1978

DRUG AND ALCOHOL HABITS	WHITE			NON-WHITE			GRAND TOTAL
	MALE	FEMALE	TOTAL	MALE	FEMALE	TOTAL	
HEAVY ALCOHOL USER	230	2	232	253	6	259	491
OCASIONAL ALCOHOL USER	87	1	88	253	2	255	343
NO RECORD OF ALCOHOL OR DRUGS	30	4	34	117	6	123	157
DRUG USER	46	2	48	227	19	246	294
DRUG & HEAVY ALCOHOL USER	159	4	163	181	2	183	346
DRUG & OCASIONAL ALCOHOL USER	51	3	54	229	1	230	284
INFORMATION NOT AVAILABLE	17	-	17	35	1	36	53
GRAND TOTAL	620	16	636	1,295	37	1,332	1,968


TABLE XV
 RECIDIVISTS (VIRGINIA) CONFINED IN THE VIRGINIA STATE CORRECTIONAL SYSTEM
 BY PREVIOUS VIRGINIA FELONY SENTENCES SERVED ACCORDING TO RACE AND SEX
 YEAR ENDED JUNE 30, 1978

NUMBER OF PREVIOUS VIRGINIA FELONY SENTENCES SERVED	WHITE			NON-WHITE			GRAND TOTAL
	MALE	FEMALE	TOTAL	MALE	FEMALE	TOTAL	
0	-	-	-	-	-	-	-
1	446	15	461	885	27	912	1,373
2	116	-	116	295	7	302	418
3	43	1	44	93	3	96	140
4	13	-	13	20	-	20	33
5	2	-	2	2	-	2	4
GRAND TOTAL	620	16	636	1,295	37	1,332	1,968

CONTINUED

2 OF 3

SECTION H



**Felon Recidivists
(Va. and/or Elsewhere)
Confined in the
Virginia State
Correctional System**

TABLE I
 RECIDIVISTS (VA. AND/OR ELSEWHERE) CONFINED IN THE VIRGINIA STATE CORRECTIONAL SYSTEM
 BY AGE GROUP ACCORDING TO RACE AND SEX
 YEAR ENDED JUNE 30, 1978

AGE	WHITE			NON-WHITE			GRAND TOTAL
	MALE	FEMALE	TOTAL	MALE	FEMALE	TOTAL	
19	3	-	3	8	-	8	9
20	9	1	10	10	2	12	22
21	21	1	22	39	-	39	61
22	20	1	21	42	3	45	66
23	24	2	26	47	4	51	77
24	46	-	46	70	3	73	119
25	48	-	48	94	3	97	145
26	33	2	35	91	8	99	134
27	47	1	48	93	3	96	144
28	39	-	39	103	1	104	143
29	50	-	50	76	2	78	128
30	37	2	39	90	-	90	129
31	41	2	43	86	-	86	129
32	33	-	33	61	3	64	97
33	41	1	42	54	1	55	97
34	40	-	40	46	5	51	91
35	28	-	28	55	-	55	83
36	25	-	25	46	-	46	71
37	30	1	31	44	1	45	76
38	21	-	21	45	2	47	68
39	27	1	28	35	-	35	63
40	17	-	17	29	-	29	46
41	20	1	21	20	2	22	43
42	24	-	24	30	-	30	54
43	22	-	22	24	-	24	46
44	14	-	14	24	1	25	39
45	18	-	18	21	1	22	40
46	15	-	15	17	1	18	33
47	11	-	11	17	-	17	28
48	16	-	16	12	-	12	28
49	11	-	11	11	1	12	23
50	11	-	11	14	-	14	25
51	7	1	8	10	-	10	18
52	7	1	8	8	1	9	17
53	7	-	7	8	1	9	16
54	8	-	8	15	1	16	24
55	3	1	4	11	-	11	15
56	7	-	7	12	-	12	19
57	2	1	3	7	-	7	10
58	1	-	1	9	1	10	11
59	2	-	2	6	-	6	8
60	5	-	5	5	-	5	10
61	3	-	3	4	-	4	7
62	4	-	4	2	-	2	6
64	1	-	1	2	-	2	3
65	-	-	-	2	-	2	2
66	1	-	1	1	-	1	2
67	1	-	1	-	-	-	1
68	-	-	-	1	-	1	1
69	1	-	1	-	-	-	1
71	-	-	-	1	-	1	1
72	1	-	1	-	-	-	1
73	-	-	-	2	-	2	2
77	-	-	-	1	-	1	1
TOTAL	903	20	923	1,559	51	1,610	2,533

TABLE II
 RECIDIVISTS (VA. AND/OR ELSEWHERE) CONFINED IN THE VIRGINIA STATE CORRECTIONAL SYSTEM
 BY LOCATION OF COMMITTING COURT ACCORDING TO RACE AND SEX
 YEAR ENDED JUNE 30, 1978

COMMITTING COURT	WHITE			NON-WHITE			GRAND TOTAL
	MALE	FEMALE	TOTAL	MALE	FEMALE	TOTAL	
COUNTIES							
ACCUMACK	5	-	5	10	-	10	15
ALBEMARLE	9	-	9	7	-	7	16
ALLEGHANY	2	-	2	-	-	-	2
AMELIA	2	-	2	2	-	2	4
AMHERST	12	-	12	6	-	6	18
APPOMATTOX	-	-	-	1	-	1	1
ARLINGTON	21	1	22	37	3	40	62
AUGUSTA	14	1	15	4	-	4	19
BATH	-	-	-	-	-	-	-
BEDFORD COUNTY	8	-	8	2	-	2	10
BLAND	2	-	2	-	-	-	2
BOTETOURT	1	-	1	-	-	-	1
BRUNSWICK	3	-	3	3	-	3	6
BUCHANAN	14	-	14	-	-	-	14
BUCKINGHAM	-	-	-	-	-	-	-
CAMPBELL	4	-	4	4	-	4	8
CAROLINE	2	-	2	6	-	6	8
CARROLL	11	-	11	2	-	2	13
CHARLES CITY	1	-	1	2	-	2	3
CHARLOTTE	-	-	-	-	-	-	-
CHESTERFIELD	16	-	16	18	1	19	35
CLARKE	1	-	1	2	-	2	3
CRAIG	-	-	-	-	-	-	-
CULPEPER	8	-	8	5	-	5	13
CUMBERLAND	-	-	-	2	-	2	2
DICKENSON	1	-	1	-	-	-	1
DINWIDDIE	-	-	-	7	-	7	7

TABLE II
 RECIDIVISTS (VA. AND/OR ELSEWHERE) CONFINED IN THE VIRGINIA STATE CORRECTIONAL SYSTEM
 BY LOCATION OF COMMITTING COURT ACCORDING TO RACE AND SEX
 YEAR ENDED JUNE 30, 1978 (Continued)

COMMITTING COURT	WHITE			NON-WHITE			GRAND TOTAL
	MALE	FEMALE	TOTAL	MALE	FEMALE	TOTAL	
COUNTIES							
ESSEX	-	-	-	3	-	3	3
FAIRFAX COUNTY	49	3	52	56	-	56	108
FAUQUIER	1	-	1	3	-	3	4
FLOYD	-	-	-	-	-	-	-
FLUVANNA	1	-	1	1	-	1	2
FRANKLIN COUNTY	7	-	7	6	-	6	13
FREDERICK	6	-	6	2	-	2	8
GILES	7	-	7	-	-	-	7
GLOUCESTER	3	-	3	-	-	-	3
GOOCHLAND	-	-	-	2	-	2	2
GRAYSON	3	-	3	1	-	1	4
GREENE	2	-	2	1	-	1	3
GREENSVILLE	1	-	1	6	-	6	7
HALIFAX	3	-	3	7	-	7	10
HANOVER	5	-	5	9	-	9	14
HENKICO	24	-	24	32	1	33	57
HENRY	14	-	14	15	-	15	29
HIGHLAND	1	-	1	-	-	-	1
ISLE OF WIGHT	2	-	2	7	-	7	9
JAMES CITY	-	-	-	1	-	1	1
KING AND QUEEN	-	-	-	1	-	1	1
KING GEORGE	2	-	2	-	-	-	2
KING WILLIAM	1	-	1	-	-	-	1
LANCASTER	3	-	3	1	-	1	4
LEE	1	-	1	-	-	-	1
LOUDOUN	5	1	6	4	-	4	10
LOUISA	1	-	1	3	-	3	4

TABLE II
 RECIDIVISTS (VA. AND/OR ELSEWHERE) CONFINED IN THE VIRGINIA STATE CORRECTIONAL SYSTEM
 BY LOCATION OF COMMITTING COURT ACCORDING TO RACE AND SEX
 YEAR ENDED JUNE 30, 1978 (Continued)

COMMITTING COURT	WHITE			NON-WHITE			GRAND TOTAL
	MALE	FEMALE	TOTAL	MALE	FEMALE	TOTAL	
COUNTIES							
LUNENBURG	2	-	2	5	-	5	7
MADISON	3	-	3	-	-	-	3
MATHEWS	3	-	3	1	-	1	4
MECKLENBURG	4	-	4	12	-	12	16
MIDDLESEX	-	-	-	-	-	-	-
MONTGOMERY	6	-	6	5	-	5	11
NANSEMOND	4	-	4	6	-	6	10
NELSON	3	-	3	1	-	1	4
NEW KENT	-	-	-	-	-	-	-
NORTHAMPTON	1	-	1	7	-	7	8
NORTHUMBERLAND	1	-	1	1	-	1	2
NOTTOWAY	-	-	-	7	-	7	7
ORANGE	7	-	7	1	-	1	8
PAGE	8	-	8	-	-	-	8
PATHICK	9	-	9	3	-	3	12
PITTSYLVANIA	13	-	13	12	-	12	25
POWHATAN	3	-	3	4	-	4	7
PRINCE EDWARD	-	-	-	-	-	-	-
PRINCE GEORGE	1	-	1	3	-	3	4
PRINCE WILLIAM	20	-	20	10	-	10	30
PULASKI	6	-	6	5	-	5	11
RAPPAHANNOCK	2	-	2	1	-	1	3
RICHMOND COUNTY	2	-	2	4	-	4	6
ROANOKE COUNTY	16	-	16	5	-	5	21
ROCKBRIDGE	2	-	2	-	-	-	2
ROCKINGHAM	11	-	11	3	-	3	14
RUSSELL	-	-	-	-	-	-	-

TABLE II
 RECIDIVISTS (VA. AND/OR ELSEWHERE) CONFINED IN THE VIRGINIA STATE CORRECTIONAL SYSTEM
 BY LOCATION OF COMMITTING COURT ACCORDING TO RACE AND SEX
 YEAR ENDED JUNE 30, 1978 (Continued)

COMMITTING COURT	WHITE			NON-WHITE			GRAND TOTAL
	MALE	FEMALE	TOTAL	MALE	FEMALE	TOTAL	
COUNTIES							
SCOTT	2	-	2	-	-	-	2
SHENANDOAH	2	-	2	-	-	-	2
SMYTH	5	-	5	1	-	1	6
SOUTHAMPTON	4	-	4	15	-	15	19
SPOTSYLVANIA	2	-	2	1	-	1	3
STAFFORD	5	-	5	3	-	3	8
SURRY	-	-	-	3	-	3	3
SUSSEX	2	-	2	5	-	5	7
TAZEWELL	9	-	9	1	-	1	10
WARREN	6	-	6	2	-	2	8
WASHINGTON	13	-	13	2	-	2	15
WESTMORELAND	2	-	2	2	-	2	4
WISE	6	-	6	-	-	-	6
WYTHE	3	-	3	-	-	-	3
YORK	9	-	9	5	-	5	14
TOTAL COUNTIES	476	6	482	417	5	422	904
CITIES							
ALEXANDRIA	17	-	17	49	-	49	66
BEDFORD CITY	-	-	-	-	-	-	-
BRISTOL	6	-	6	2	-	2	8
BUENA VISTA	2	-	2	-	-	-	2
CHARLOTTESVILLE	12	-	12	16	-	16	28
CHESAPEAKE	15	-	15	26	-	26	41
CLIFTON FORGE	-	-	-	-	-	-	-
COLONIAL HEIGHTS	3	-	3	-	-	-	3
COVINGTON	-	-	-	-	-	-	-

TABLE II
 RECIDIVISTS (VA. AND/OR ELSEWHERE) CONFINED IN THE VIRGINIA STATE CORRECTIONAL SYSTEM
 BY LOCATION OF COMMITTING COURT ACCORDING TO RACE AND SEX
 YEAR ENDED JUNE 30, 1978 (Continued)

COMMITTING COURT	WHITE			NON-WHITE			GRAND TOTAL
	MALE	FEMALE	TOTAL	MALE	FEMALE	TOTAL	
CITIES							
DANVILLE	20	-	20	20	3	23	43
EMPORIA	-	-	-	-	-	-	-
FAIRFAX CITY	1	-	1	1	1	2	3
FALLS CHURCH	-	-	-	-	-	-	-
FRANKLIN CITY	-	-	-	-	-	-	-
FREDERICKSBURG	4	-	4	6	-	6	10
GALAX	-	-	-	-	-	-	-
HAMPTON	18	-	18	41	-	41	59
HARRISONBURG	-	-	-	-	-	-	-
HOPEWELL	1	-	1	3	-	3	4
LEXINGTON	-	-	-	-	-	-	-
LYNCHBURG	22	-	22	29	1	30	52
MARTINSVILLE	11	-	11	9	-	9	20
NEWPORT NEWS	30	-	30	63	2	65	95
NORFOLK	48	4	52	202	8	210	262
NORTON	-	-	-	2	-	2	2
PETERSBURG	7	-	7	47	1	48	55
PORTSMOUTH	13	-	13	100	4	104	117
RAUFORD	-	-	-	1	-	1	1
RICHMOND CITY	82	4	86	383	26	409	495
ROANOKE CITY	49	2	51	42	-	42	93
SALEM	10	-	10	5	-	5	15
SOUTH BOSTON	-	-	-	-	-	-	-
STAUNTON	10	1	11	1	-	1	12
SUFFOLK	4	-	4	35	-	35	39
VIRGINIA BEACH	24	2	26	43	-	43	69
WAYNESBORO	4	-	4	1	-	1	5

TABLE II
 RECIDIVISTS (VA. AND/OR ELSEWHERE) CONFINED IN THE VIRGINIA STATE CORRECTIONAL SYSTEM
 BY LOCATION OF COMMITTING COURT ACCORDING TO RACE AND SEX
 YEAR ENDED JUNE 30, 1978 (Concluded)

COMMITTING COURT	WHITE			NON-WHITE			GRAND TOTAL
	MALE	FEMALE	TOTAL	MALE	FEMALE	TOTAL	
CITIES							
WILLIAMSBURG	7	1	8	12	-	12	20
WINCHESTER	7	-	7	2	-	2	9
TOTAL CITIES	427	14	441	1,141	46	1,187	1,628
OUT OF STATE							
	-	-	-	1	-	1	1
GRAND TOTAL	903	20	923	1,559	51	1,610	2,533

TABLE III
 RECIDIVISTS (VA. AND/OR ELSEWHERE) CONFINED IN THE VIRGINIA STATE CORRECTIONAL SYSTEM
 BY OFFENSE ACCORDING TO TERM OF SENTENCE*
 YEAR ENDED JUNE 30, 1978

OFFENSE	UNDER 1 YR.	1 YEAR	2 YRS	3 YRS	4 YRS	5 YRS	6 YRS	7 YRS	8 YRS	9 YRS	10 YRS
OFFENSES AGAINST PERSONS											
MURDER, 1ST DEGREE	-	-	-	-	-	-	-	-	-	-	1
MURDER, 2ND DEGREE	-	-	1	1	-	1	2	-	1	2	2
MURDER, DEGREE NOT SPECIFIED	-	-	-	-	-	-	2	-	-	-	-
MURDER, ATTEMPTED	-	-	2	-	1	1	1	1	-	1	1
MANSLAUGHTER, VOLUNTARY	-	-	1	-	2	1	4	2	-	3	2
MANSLAUGHTER, INVOLUNTARY	-	-	-	-	-	1	-	-	-	1	1
RAPE	-	-	-	-	-	4	2	-	1	1	4
RAPE, STATUTORY	-	-	-	-	-	2	-	1	-	-	1
RAPE, ATTEMPTED	-	-	-	-	1	2	2	1	-	-	2
ABDUCTION FOR PURPOSE OF RAPE	-	-	-	-	-	-	-	-	-	-	-
CARNAL KNOWLEDGE OF CHILD	-	-	-	1	-	1	-	-	-	-	-
ROBBERY, ARMED OR HIGHWAY	-	-	-	4	1	4	9	7	3	4	15
ROBBERY, BANK	-	-	-	-	-	-	-	-	-	-	-
ROBBERY, UNSPECIFIED	-	-	1	4	5	9	18	5	15	13	25
ROBBERY, ATTEMPTED	-	-	-	2	1	2	2	2	-	-	1
ASSAULT, FELONIOUS	-	-	2	7	6	6	8	2	5	-	7
ASSAULT WITH INTENT TO MAIM	-	-	1	-	-	-	1	-	-	-	-
MAIMING	-	-	1	2	2	7	-	4	2	1	2
SHOOT INTO OCCUPIED DWELLING	-	-	2	1	2	-	-	1	-	1	1
SHOOTING INTO OCCUPIED VEHICLE	-	-	-	-	-	-	1	-	-	-	-
KIDNAPPING	-	-	-	-	-	-	-	-	-	-	-
ABDUCTION	-	-	1	-	-	4	1	2	-	-	2
EXTORTION	-	-	-	-	-	-	-	1	-	-	-
TOTAL OFFENSES AGAINST PERSONS	-	-	12	22	21	45	53	29	27	27	67

TABLE III
 RECIDIVISTS (VA. AND/OR ELSEWHERE) CONFINED IN THE VIRGINIA STATE CORRECTIONAL SYSTEM
 BY OFFENSE ACCORDING TO TERM OF SENTENCE*
 YEAR ENDED JUNE 30, 1978 (Continued)

11 YRS	12 YRS	13 YRS	14 YRS	15 YRS	16 YRS	17 YRS	18 YRS	19 YRS	20-24 YEARS	25-29 YEARS	30-39 YEARS	40-49 YEARS	OVER 49 YRS	LIFE	DEATH	TOTAL
1	-	-	-	-	-	-	-	-	5	9	13	17	22	74	-	142
-	1	2	2	6	6	4	6	1	26	8	8	6	2	-	-	88
-	1	3	-	2	1	-	1	-	7	4	2	8	8	21	-	60
-	-	-	-	1	2	-	-	-	6	1	3	2	1	1	-	25
1	1	-	-	1	-	-	-	-	-	-	-	-	-	-	-	18
-	-	-	1	-	-	-	-	-	-	-	-	-	-	-	-	4
2	2	-	3	1	4	1	2	1	5	8	11	14	20	26	-	112
-	1	-	-	-	2	-	-	-	1	-	-	-	-	-	-	8
-	-	-	-	1	1	-	-	-	2	1	2	4	5	1	-	25
-	-	-	-	-	-	1	-	-	-	-	-	-	-	-	-	1
-	-	-	-	-	-	-	-	-	-	-	-	-	-	-	-	2
6	9	7	7	11	7	10	1	8	42	22	28	23	20	7	-	255
-	-	-	-	-	-	-	1	-	-	-	-	-	-	-	-	1
15	13	6	10	19	13	7	4	3	46	22	32	21	14	4	-	324
4	2	1	-	-	-	1	-	-	1	1	1	1	-	-	-	22
3	5	2	3	2	4	1	1	1	11	10	7	1	1	3	-	98
1	-	-	-	-	-	-	-	-	-	-	-	-	-	-	-	3
1	4	1	3	1	2	1	-	-	8	-	4	3	1	1	-	51
-	-	-	1	-	-	-	-	-	-	-	-	-	-	-	-	9
-	-	-	-	-	-	-	-	-	1	-	-	-	-	-	-	2
-	-	-	-	-	-	-	-	-	-	-	-	1	-	-	-	1
-	1	-	-	3	2	-	-	-	7	2	3	-	1	-	-	29
-	-	-	-	1	-	-	-	-	-	1	-	-	-	-	-	3
34	40	22	30	49	44	26	16	14	168	89	114	101	95	138	-	1,283

TABLE III
 RECIDIVISTS (VA. AND/OR ELSEWHERE) CONFINED IN THE VIRGINIA STATE CORRECTIONAL SYSTEM
 BY OFFENSE ACCORDING TO TERM OF SENTENCE*
 YEAR ENDED JUNE 30, 1978 (Continued)

OFFENSE	UNDER 1 YR.	1 YEAR	2 YRS	3 YRS	4 YRS	5 YRS	6 YRS	7 YRS	8 YRS	9 YRS	10 YRS
OFFENSES AGAINST PROPERTY											
BURGLARY	-	-	7	20	39	37	46	29	28	25	25
BURGLARY, ATTEMPTED	-	-	1	-	1	-	1	-	-	1	-
POSSESSION OF BURGLARY TOOLS	-	-	1	-	-	1	-	-	-	-	-
BREAK AND ENTER	-	-	-	4	7	14	13	4	7	3	6
BREAK AND ENTER, ATTEMPTED	-	-	-	-	-	-	-	1	-	-	-
LARCENY, GRAND (EXCEPT AUTO)	1	2	6	15	19	28	11	14	21	10	10
ATTEMPTED LARCENY	-	-	-	-	-	-	-	1	-	-	-
LARCENY, PETTY	-	1	3	3	-	-	1	-	-	-	-
SHOPLIFTING	-	-	-	1	-	1	-	-	-	-	-
LARCENY, UNSPECIFIED	-	-	-	-	-	-	1	-	-	-	-
POSSESSION OF STOLEN GOODS	-	-	3	3	1	1	3	3	-	1	1
LARCENY, THEFT OF AUTO	-	-	2	2	4	3	3	3	2	-	2
USE OF AUTO WITHOUT AUTHORITY	-	-	4	4	2	1	2	-	1	1	1
FRAUD & CREDIT CARD THEFT	-	-	-	-	1	3	-	-	1	-	-
BAD CHECKS	-	-	-	-	1	-	1	-	-	-	-
CONFIDENCE GAMES	-	-	-	-	-	-	-	1	-	-	-
EMBEZZLEMENT	-	-	-	1	-	-	-	-	-	-	-
ARSON	-	-	-	1	-	1	1	1	-	2	1
PROPERTY DAMAGE OR DESTRUCTION	-	-	-	-	-	-	-	-	-	-	-
TRESPASSING	-	-	-	-	-	-	-	-	-	-	1
FORGERY OF CHECKS, UTTERING	-	1	6	11	10	7	16	13	20	5	9
FORGERY OF DOCUMENTS	-	-	-	-	-	-	-	-	-	-	1
COUNTERFEITING, UTTERING	-	-	-	-	1	-	-	-	-	-	-
TOTAL OFFENSES AGAINST PROPERTY	1	4	33	65	86	97	99	70	80	48	57

TABLE III
 RECIDIVISTS (VA. AND/OR ELSEWHERE) CONFINED IN THE VIRGINIA STATE CORRECTIONAL SYSTEM
 BY OFFENSE ACCORDING TO TERM OF SENTENCE*
 YEAR ENDED JUNE 30, 1978 (Continued)

11 YRS	12 YRS	13 YRS	14 YRS	15 YRS	16 YRS	17 YRS	18 YRS	19 YRS	20-24 YEARS	25-29 YEARS	30-39 YEARS	40-49 YEARS	OVER 49 YRS	LIFE	DEATH	TOTAL
16	15	15	15	16	14	13	3	6	27	15	13	3	3	3	-	433
-	-	-	-	-	1	-	-	-	-	-	-	-	-	-	-	5
1	-	-	-	1	-	-	-	-	-	-	-	-	-	-	-	4
5	2	5	2	2	2	1	1	2	7	2	2	-	1	-	-	92
-	-	-	-	-	-	1	-	-	-	-	-	-	-	-	-	2
12	8	7	1	2	5	1	2	3	8	6	4	3	1	-	-	200
-	-	-	-	-	-	-	-	-	1	-	-	-	-	-	-	2
-	-	-	-	-	-	-	-	-	-	-	-	-	-	-	-	8
-	-	-	-	-	-	-	-	-	-	-	-	-	-	-	-	2
-	-	-	-	-	-	-	-	-	-	-	-	-	-	-	-	1
3	-	-	1	-	-	-	-	-	1	-	-	-	-	-	-	21
-	1	2	-	2	1	1	-	1	1	1	1	1	-	-	-	33
1	-	1	-	-	-	-	-	-	-	-	-	-	-	-	-	18
-	1	1	-	-	1	-	-	-	-	-	-	-	-	-	-	8
-	-	-	-	-	-	-	-	-	-	-	-	-	-	-	-	2
-	-	-	-	-	-	-	-	-	-	-	-	-	-	-	-	1
-	-	-	-	-	-	-	-	-	-	-	-	-	-	-	-	1
-	-	-	1	2	1	-	-	-	1	1	-	-	-	-	-	13
-	-	-	-	-	-	-	-	-	1	-	-	-	-	-	-	1
-	-	-	-	-	-	-	-	-	-	-	-	-	-	-	-	1
5	4	3	4	2	1	3	-	2	5	4	1	-	-	-	-	132
-	-	-	-	-	-	-	-	-	-	-	-	-	-	-	-	1
-	-	-	-	-	-	-	-	-	-	-	-	-	-	-	-	1
43	31	34	24	27	26	20	6	14	52	29	21	7	5	3	-	982

TABLE III
 RECIDIVISTS (VA. AND/OR ELSEWHERE) CONFINED IN THE VIRGINIA STATE CORRECTIONAL SYSTEM
 BY OFFENSE ACCORDING TO TERM OF SENTENCE*
 YEAR ENDED JUNE 30, 1978 (Continued)

OFFENSE	UNDER 1 YR.	1 YEAR	2 YRS	3 YRS	4 YRS	5 YRS	6 YRS	7 YRS	8 YRS	9 YRS	10 YRS
OFFENSES AGAINST DECENCY, MORALITY, PEACE, AND GOOD ORDER											
SODOMY	-	-	1	-	2	2	-	-	1	-	5
PANDERING AND SOLICITING	-	-	-	-	-	-	-	1	-	-	-
INCEST	-	-	-	-	-	1	-	-	-	-	-
MOLESTING; INDECENT LIBERTIES	-	-	1	1	-	-	1	-	-	-	-
TRANSPORT FEMALE - IMMORAL	-	-	-	-	-	-	-	-	-	-	-
DISCHARGE FIRE ARMS, EXPLOSIVE	-	-	-	-	-	-	-	-	-	-	-
VIOLATING WEAPONS LAWS	-	-	-	-	1	2	-	-	-	-	-
POSSESSION OF FIRE ARMS	-	-	-	-	-	-	-	-	-	-	-
TOTAL OFFENSES AGAINST DECENCY MORALITY, PEACE, AND GOOD ORDER	-	-	2	1	3	5	1	1	1	-	5
OFFENSES AGAINST PUBLIC JUSTICE AND ADMINISTRATION											
CONSPIRACY TO COMMIT A CRIME	-	-	-	-	-	-	-	-	-	-	-
BRIBERY & ATTEMPTED BRIBERY	-	-	-	-	-	1	-	-	-	-	-
ESCAPE - ATTEMPTED ESCAPE	-	-	2	-	-	-	-	-	-	1	-
TOTAL OFFENSES AGAINST PUBLIC JUSTICE AND ADMINISTRATION	-	-	2	-	-	1	-	-	-	1	-
VIOLATIONS OF TRAFFIC AND VEHICLE LAWS											
HIT AND RUN	-	-	-	-	-	1	-	1	-	1	1
HABITUAL OFFENDER	-	8	8	8	2	1	2	-	3	-	-
TOTAL VIOLATIONS OF TRAFFIC AND VEHICLE LAWS	-	8	8	8	2	2	2	1	3	1	1
OFFENSES AGAINST PUBLIC POLICY, ECONOMY, AND HEALTH											
VIOLATION OF NARCOTICS LAWS	-	-	6	7	10	22	15	9	9	10	13
TOTAL OFFENSES AGAINST PUBLIC POLICY, ECONOMY, AND HEALTH	-	-	6	7	10	22	15	9	9	10	13
GRAND TOTAL	1	12	63	103	122	172	170	110	120	87	143

*Sentences are shown to the nearest year, with six months or more being rounded up.

Each inmate is categorized by his most serious offense. All of the sentences received by an inmate are accumulated under just one offense category and may therefore actually reflect several different offenses.

TABLE III
 RECIDIVISTS (VA. AND/OR ELSEWHERE) CONFINED IN THE VIRGINIA STATE CORRECTIONAL SYSTEM
 BY OFFENSE ACCORDING TO TERM OF SENTENCE*
 YEAR ENDED JUNE 30, 1978 (Concluded)

11 YRS	12 YRS	13 YRS	14 YRS	15 YRS	16 YRS	17 YRS	18 YRS	19 YRS	20-24 YEARS	25-29 YEARS	30-39 YEARS	40-49 YEARS	OVER 49 YRS	LIFE	DEATH	TOTAL
3	1	-	-	-	-	-	-	-	1	2	2	2	-	-	-	22
-	-	-	-	-	-	-	-	-	-	-	-	-	-	-	-	1
-	-	-	-	-	-	-	-	-	-	-	-	-	-	-	-	1
-	-	-	-	-	-	-	-	-	-	-	-	-	-	-	-	3
-	-	-	-	-	1	-	-	-	-	-	-	-	-	-	-	1
1	-	-	-	-	-	-	-	-	-	-	-	-	-	-	-	1
1	-	-	-	-	-	-	-	-	-	-	1	-	1	-	-	6
-	-	-	-	-	-	-	-	-	-	-	1	-	-	1	-	2
5	1	-	-	-	1	-	-	-	1	2	4	2	1	1	-	37
-	-	-	-	-	-	-	-	-	1	-	-	-	-	-	-	1
-	-	-	-	-	-	-	-	-	-	-	-	-	-	-	-	1
-	-	-	-	-	-	-	-	-	-	-	-	-	-	-	-	3
-	-	-	-	-	-	-	-	-	1	-	-	-	-	-	-	5
-	1	-	-	-	-	-	-	-	-	-	-	-	-	-	-	5
1	-	-	-	-	-	-	-	-	-	-	-	-	-	1	-	34
1	1	-	-	-	-	-	-	-	-	-	-	-	-	1	-	39
10	7	12	6	1	6	3	1	4	11	10	6	5	4	-	-	187
10	7	12	6	1	6	3	1	4	11	10	6	5	4	-	-	187
93	80	68	60	77	77	49	23	32	233	130	145	115	105	143	-	2,533

TABLE IV
 RECIDIVISTS (VA. AND/OR ELSEWHERE) CONFINED IN THE VIRGINIA STATE CORRECTIONAL SYSTEM
 BY SENTENCE ACCORDING TO RACE AND SEX
 YEAR ENDED JUNE 30, 1978

SENTENCE *	WHITE			NON-WHITE			GRAND TOTAL
	MALE	FEMALE	TOTAL	MALE	FEMALE	TOTAL	
UNDER ONE YEAR	-	-	-	-	1	1	1
1 YEAR	6	-	6	6	-	6	12
2 YEARS	31	2	33	27	3	30	63
3 YEARS	49	1	50	46	7	53	103
4 YEARS	57	1	58	60	4	64	122
5 YEARS	71	1	72	96	4	100	172
6 YEARS	52	5	57	108	5	113	170
7 YEARS	39	3	42	60	8	68	110
8 YEARS	47	1	48	67	5	72	120
9 YEARS	30	-	30	56	1	57	87
10 YEARS	58	1	59	83	1	84	143
11 YEARS	28	-	28	64	1	65	93
12 YEARS	31	1	32	47	1	48	80
13 YEARS	20	-	20	46	2	48	68
14 YEARS	16	-	16	44	-	44	60
15 YEARS	29	-	29	47	1	48	77
16 YEARS	23	1	24	53	-	53	77
17 YEARS	16	-	16	32	1	33	49
18 YEARS	4	-	4	19	-	19	23
19 YEARS	11	-	11	21	-	21	32
20 YEARS	36	-	36	56	-	56	92
21 YEARS	19	1	20	37	1	38	58
22 YEARS	8	-	8	26	-	26	34
23 YEARS	11	-	11	10	1	11	22
24 YEARS	8	1	9	18	-	18	27
25 YEARS	12	-	12	19	1	20	32
26 YEARS	9	-	9	25	-	25	34
27 YEARS	5	-	5	20	-	20	25
28 YEARS	5	-	5	18	-	18	23
29 YEARS	4	-	4	12	-	12	16
30 YEARS	15	-	15	18	-	18	33
31 YEARS	2	-	2	13	-	13	15
32 YEARS	4	-	4	7	-	7	11
33 YEARS	4	-	4	8	-	8	12
34 YEARS	5	-	5	14	-	14	19
35 YEARS	5	-	5	10	-	10	15
36 YEARS	2	-	2	10	-	10	12
37 YEARS	-	-	-	4	-	4	4
38 YEARS	6	-	6	8	-	8	14
39 YEARS	5	-	5	5	-	5	10
40 YEARS	11	-	11	23	-	23	34
41 YEARS	4	-	4	13	-	13	17
42 YEARS	4	-	4	7	-	7	11
43 YEARS	6	-	6	10	-	10	16
44 YEARS	2	-	2	3	-	3	5
45 YEARS	6	-	6	11	-	11	17
46 YEARS	1	-	1	2	-	2	3
47 YEARS	1	-	1	5	-	5	6
48 YEARS	-	-	-	2	-	2	2
49 YEARS	-	-	-	4	-	4	4
50 YEARS	8	-	8	8	1	9	17
51 YEARS	1	-	1	8	-	8	9
52 YEARS	2	-	2	2	-	2	4
53 YEARS	-	-	-	4	-	4	4
54 YEARS	-	-	-	3	-	3	3
55 YEARS	-	-	-	-	1	1	1

TABLE IV
 RECIDIVISTS (VA. AND/OR ELSEWHERE) CONFINED IN THE VIRGINIA STATE CORRECTIONAL SYSTEM
 BY SENTENCE ACCORDING TO RACE AND SEX
 YEAR ENDED JUNE 30, 1978 (Continued)

SENTENCE *	WHITE			NON-WHITE			GRAND TOTAL
	MALE	FEMALE	TOTAL	MALE	FEMALE	TOTAL	
56 YEARS	-	-	-	4	-	4	4
57 YEARS	3	-	3	-	-	-	3
58 YEARS	2	-	2	-	-	-	2
59 YEARS	1	-	1	-	-	-	1
60 YEARS	2	-	2	3	1	4	6
61 YEARS	-	-	-	3	-	3	3
62 YEARS	2	-	2	1	-	1	3
63 YEARS	-	-	-	4	-	4	4
64 YEARS	-	-	-	1	-	1	1
65 YEARS	1	-	1	4	-	4	5
67 YEARS	1	-	1	-	-	-	1
68 YEARS	-	-	-	1	-	1	1
70 YEARS	1	-	1	3	-	3	4
71 YEARS	-	-	-	1	-	1	1
74 YEARS	-	-	-	2	-	2	2
75 YEARS	-	-	-	1	-	1	1
77 YEARS	2	-	2	-	-	-	2
80 YEARS	2	-	2	3	-	3	5
81 YEARS	1	-	1	2	-	2	3
85 YEARS	-	-	-	1	-	1	1
86 YEARS	-	-	-	1	-	1	1
89 YEARS	1	-	1	-	-	-	1
90 YEARS	1	-	1	-	-	-	1
91 YEARS	-	-	-	1	-	1	1
99 YEARS AND ABOVE	4	-	4	6	-	6	10
LIFE	50	1	51	92	-	92	143
GRAND TOTAL	903	20	923	1,559	51	1,610	2,533

*Sentences are shown to the nearest year, with six months or more being rounded up.

TABLE V
 RECIDIVISTS (VA. AND/OR ELSEWHERE) CONFINED IN THE VIRGINIA STATE CORRECTIONAL SYSTEM
 BY OFFENSE ACCORDING TO RACE AND SEX
 YEAR ENDED JUNE 30, 1978

OFFENSE	WHITE			NON-WHITE			GRAND
	MALE	FEMALE	TOTAL	MALE	FEMALE	TOTAL	TOTAL
OFFENSES AGAINST PERSONS							
MURDER, 1ST DEGREE	57	1	58	84	-	84	142
MURDER, 2ND DEGREE	31	1	32	53	3	56	88
MURDER, DEGREE NOT SPECIFIED	22	-	22	37	1	38	60
MURDER, ATTEMPTED	4	-	4	21	-	21	25
MANSLAUGHTER, VOLUNTARY	6	-	6	12	-	12	18
MANSLAUGHTER, INVOLUNTARY	1	-	1	3	-	3	4
RAPE	35	-	35	77	-	77	112
RAPE, STATUTORY	6	-	6	2	-	2	8
RAPE, ATTEMPTED	12	-	12	13	-	13	25
ABDUCTION FOR PURPOSE OF RAPE	-	-	-	1	-	1	1
CARNAL KNOWLEDGE OF CHILD	1	-	1	1	-	1	2
ROBBERY, ARMED OR HIGHWAY	67	-	67	188	-	188	255
ROBBERY, BANK	-	-	-	1	-	1	1
ROBBERY, UNSPECIFIED	74	2	76	246	2	248	324
ROBBERY, ATTEMPTED	5	-	5	17	-	17	22
ASSAULT, FELONIOUS	28	-	28	69	1	70	98
ASSAULT WITH INTENT TO MAIM	3	-	3	-	-	-	3
MAIMING	10	-	10	40	1	41	51
SHOOT INTO OCCUPIED DWELLING	3	-	3	5	1	6	9
SHOOTING INTO OCCUPIED VEHICLE	2	-	2	-	-	-	2
KIDNAPPING	-	-	-	1	-	1	1
ABDUCTION	16	-	16	13	-	13	29
EXTORTION	2	-	2	1	-	1	3
TOTAL OFFENSES AGAINST PERSONS	385	4	389	885	9	894	1,283

TABLE V
 RECIDIVISTS (VA. AND/OR ELSEWHERE) CONFINED IN THE VIRGINIA STATE CORRECTIONAL SYSTEM
 BY OFFENSE ACCORDING TO RACE AND SEX
 YEAR ENDED JUNE 30, 1978 (Continued)

OFFENSE	WHITE			NON-WHITE			GRAND
	MALE	FEMALE	TOTAL	MALE	FEMALE	TOTAL	TOTAL
OFFENSES AGAINST PROPERTY							
BURGLARY	199	1	200	233	-	233	433
BURGLARY, ATTEMPTED	2	-	2	3	-	3	5
POSSESSION OF BURGLARY TOOLS	1	-	1	3	-	3	4
BREAK AND ENTER	43	-	43	49	-	49	92
BREAK AND ENTER, ATTEMPTED	1	-	1	1	-	1	2
LARCENY, GRAND (EXCEPT AUTO)	86	1	87	106	7	113	200
ATTEMPTED LARCENY	-	-	-	2	-	2	2
LARCENY, PETTY	-	1	1	6	1	7	8
SHOPLIFTING	-	-	-	2	-	2	2
LARCENY, UNSPECIFIED	-	-	-	1	-	1	1
POSSESSION OF STOLEN GOODS	3	-	3	14	4	18	21
LARCENY, THEFT OF AUTO	20	-	20	13	-	13	33
USE OF AUTO WITHOUT AUTHORITY	10	-	10	8	-	8	18
FRAUD & CREDIT CARD THEFT	4	1	5	3	-	3	8
BAD CHECKS	1	1	2	-	-	-	2
CONFIDENCE GAMES	-	1	1	-	-	-	1
EMBEZZLEMENT	1	-	1	-	-	-	1
ARSON	6	-	6	6	1	7	13
PROPERTY DAMAGE OR DESTRUCTION	1	-	1	-	-	-	1
TRESPASSING	-	-	-	1	-	1	1
FORGERY OF CHECKS, UTTERING	48	8	56	59	17	76	132
FORGERY OF DOCUMENTS	1	-	1	-	-	-	1
COUNTERFEITING, UTTERING	1	-	1	-	-	-	1
TOTAL OFFENSES AGAINST PROPERTY	428	14	442	510	30	540	982

TABLE V
 RECIDIVISTS (VA. AND/OR ELSEWHERE) CONFINED IN THE VIRGINIA STATE CORRECTIONAL SYSTEM
 BY OFFENSE ACCORDING TO RACE AND SEX
 YEAR ENDED JUNE 30, 1978 (Concluded)

OFFENSE	WHITE			NON-WHITE			GRAND
	MALE	FEMALE	TOTAL	MALE	FEMALE	TOTAL	TOTAL
OFFENSES AGAINST DECENCY, MORALITY, PEACE, AND GOOD ORDER							
SODOMY	14	-	14	8	-	8	22
PANDERING AND SOLICITING	-	1	1	-	-	-	1
INCEST	-	-	-	1	-	1	1
MOLESTING; INDECENT LIBERTIES	2	-	2	1	-	1	3
TRANSPORT FEMALE - IMMORAL	-	-	-	1	-	1	1
DISCHARGE FIRE ARMS, EXPLOSIVE	-	-	-	1	-	1	1
VIOLATING WEAPONS LAWS	2	-	2	4	-	4	6
POSSESSION OF FIRE ARMS	1	-	1	1	-	1	2
TOTAL OFFENSES AGAINST DECENCY MORALITY, PEACE, AND GOOD ORDER	19	1	20	17	-	17	37
OFFENSES AGAINST PUBLIC JUSTICE AND ADMINISTRATION							
CONSPIRACY TO COMMIT A CRIME	-	-	-	1	-	1	1
BRIBERY & ATTEMPTED BRIBERY	-	-	-	1	-	1	1
ESCAPE - ATTEMPTED ESCAPE	3	-	3	-	-	-	3
TOTAL OFFENSES AGAINST PUBLIC JUSTICE AND ADMINISTRATION	3	-	3	2	-	2	5
VIOLATIONS OF TRAFFIC AND VEHICLE LAWS							
HIT AND RUN	2	-	2	3	-	3	5
HABITUAL OFFENDER	23	-	23	11	-	11	34
TOTAL VIOLATIONS OF TRAFFIC AND VEHICLE LAWS	25	-	25	14	-	14	39
OFFENSES AGAINST PUBLIC POLICY, ECONOMY, AND HEALTH							
VIOLATION OF NARCOTICS LAWS	43	1	44	131	12	143	187
TOTAL OFFENSES AGAINST PUBLIC POLICY, ECONOMY, AND HEALTH	43	1	44	131	12	143	187
GRAND TOTAL	903	20	923	1,559	51	1,610	2,533

TABLE VI
 RECIDIVISTS (VA. AND/OR ELSEWHERE) CONFINED IN THE VIRGINIA STATE CORRECTIONAL SYSTEM
 BY MILITARY SERVICE ACCORDING TO RACE AND SEX
 YEAR ENDED JUNE 30, 1978

MILITARY SERVICE	WHITE			NON-WHITE			GRAND TOTAL
	MALE	FEMALE	TOTAL	MALE	FEMALE	TOTAL	
NO MILITARY SERVICE	587	20	607	1,286	51	1,337	1,944
HONORABLE DISCHARGE	115	-	115	147	-	147	262
MEDICAL DISCHARGE	12	-	12	14	-	14	26
GENERAL DISCHARGE	61	-	61	38	-	38	99
UNDESIRABLE DISCHARGE	90	-	90	41	-	41	131
BAD CONDUCT DISCHARGE	14	-	14	2	-	2	16
DISHONORABLE DISCHARGE	7	-	7	12	-	12	19
MEMBER OF ARMED FORCES AT TIME OF OFFENSE	1	-	1	2	-	2	3
INFORMATION NOT AVAILABLE	16	-	16	17	-	17	33
GRAND TOTAL	903	20	923	1,559	51	1,610	2,533

TABLE VII
 RECIDIVISTS (VA. AND/OR ELSEWHERE) CONFINED IN THE VIRGINIA STATE CORRECTIONAL SYSTEM
 BY PAROLE OR PARDON STATUS ACCORDING TO RACE AND SEX
 YEAR ENDED JUNE 30, 1978

PAROLE OR PARDON STATUS AT COMMITMENT	WHITE			NON-WHITE			GRAND TOTAL
	MALE	FEMALE	TOTAL	MALE	FEMALE	TOTAL	
ON PAROLE	116	4	120	304	10	314	434
ON CONDITIONAL PARDON	1	-	1	-	-	-	1
DISCHARGED FROM PAROLE	100	1	101	204	2	206	307
DISCHARGED FROM COND. PARDON	-	-	-	-	-	-	-
NONE OF THE ABOVE	686	15	701	1,051	39	1,090	1,791
GRAND TOTAL	903	20	923	1,559	51	1,610	2,533

TABLE VIII
 RECIDIVISTS (VA. AND/OR ELSEWHERE) CONFINED IN THE VIRGINIA STATE CORRECTIONAL SYSTEM
 BY RELIGIOUS PREFERENCE ACCORDING TO RACE AND SEX
 YEAR ENDED JUNE 30, 1978

RELIGIOUS PREFERENCE	WHITE			NON-WHITE			GRAND TOTAL
	MALE	FEMALE	TOTAL	MALE	FEMALE	TOTAL	
PROTESTANT	550	13	563	1,005	36	1,041	1,604
CATHOLIC	79	4	83	55	-	55	138
HEBREW	2	1	3	2	-	2	5
MOSLEM	-	-	-	17	-	17	17
MUSLIM	2	-	2	82	7	89	91
OTHER	17	-	17	25	-	25	42
NO PREFERENCE	214	2	216	321	7	328	544
INFORMATION NOT AVAILABLE	39	-	39	52	1	53	92
GRAND TOTAL	903	20	923	1,559	51	1,610	2,533

TABLE IX
 RECIDIVISTS (VA. AND/OR ELSEWHERE) CONFINED IN THE VIRGINIA STATE CORRECTIONAL SYSTEM
 BY TESTED EDUCATIONAL LEVEL AT COMMITMENT ACCORDING TO RACE AND SEX
 YEAR ENDED JUNE 30, 1978

EDUCATION	WHITE			NON-WHITE			GRAND TOTAL
	MALE	FEMALE	TOTAL	MALE	FEMALE	TOTAL	
ILLITERATE - BEGINNER (0.0 - 4.9)	159	-	159	523	6	529	688
INTERMEDIATE (5.0 - 8.9)	533	8	541	775	25	800	1,341
ADVANCED (9.0 - 11.9)	120	6	126	76	4	80	206
HIGH SCHOOL AND ABOVE (12.0 AND ABOVE)	6	3	9	4	-	4	13
NOT TESTED	85	3	88	181	16	197	285
GRAND TOTAL	903	20	923	1,559	51	1,610	2,533

TABLE X
 RECIDIVISTS (VA. AND/OR ELSEWHERE) CONFINED IN THE VIRGINIA STATE CORRECTIONAL SYSTEM
 BY INTELLIGENCE ACCORDING TO RACE AND SEX
 YEAR ENDED JUNE 30, 1978

INTELLIGENCE	WHITE			NON-WHITE			GRAND TOTAL
	MALE	FEMALE	TOTAL	MALE	FEMALE	TOTAL	
SEVERELY RETARDED	2	-	2	18	-	18	20
MODERATELY RETARDED	11	-	11	51	5	56	67
BORDERLINE	25	-	25	151	17	168	193
DULL NORMAL	80	5	85	320	13	333	418
NORMAL	408	9	417	748	7	755	1,172
BRIGHT NORMAL	237	1	238	179	2	181	419
SUPERIOR	101	2	103	30	-	30	133
NOT TESTED	39	3	42	62	7	69	111
GRAND TOTAL	903	20	923	1,559	51	1,610	2,533

TABLE XI
 RECIDIVISTS (VA. AND/OR ELSEWHERE) CONFINED IN THE VIRGINIA STATE CORRECTIONAL SYSTEM
 BY STATUS OF PARENTS ACCORDING TO RACE AND SEX
 YEAR ENDED JUNE 30, 1978

STATUS OF PARENTS	WHITE			NON-WHITE			GRAND TOTAL
	MALE	FEMALE	TOTAL	MALE	FEMALE	TOTAL	
LIVING TOGETHER	243	4	247	296	5	301	548
SEPARATED	34	-	34	208	7	215	249
DIVORCED	195	5	200	150	4	154	354
NOT MARRIED	18	-	18	178	8	186	204
ONE PARENT DECEASED	281	7	288	530	17	547	835
BOTH PARENTS DECEASED	113	3	116	174	10	184	300
INFORMATION NOT AVAILABLE	19	1	20	23	-	23	43
GRAND TOTAL	903	20	923	1,559	51	1,610	2,533

TABLE XII
 RECIDIVISTS (VA. AND/OR ELSEWHERE) CONFINED IN THE VIRGINIA STATE CORRECTIONAL SYSTEM
 BY MARITAL STATUS ACCORDING TO RACE AND SEX
 YEAR ENDED JUNE 30, 1978

MARITAL STATUS	WHITE			NON-WHITE			GRAND TOTAL
	MALE	FEMALE	TOTAL	MALE	FEMALE	TOTAL	
SINGLE	335	6	341	910	25	935	1,276
MARRIED	269	6	275	348	7	355	630
SEPARATED	89	3	92	165	10	175	267
DIVORCED	188	4	192	120	3	123	315
WIDOWED	21	1	22	16	6	22	44
INFORMATION NOT AVAILABLE	1	-	1	-	-	-	1
GRAND TOTAL	903	20	923	1,559	51	1,610	2,533

TABLE XIII
 RECIDIVISTS (VA. AND/OR ELSEWHERE) CONFINED IN THE VIRGINIA STATE CORRECTIONAL SYSTEM
 BY JUVENILE RECORD ACCORDING TO RACE AND SEX
 YEAR ENDED JUNE 30, 1978

JUVENILE RECORD	WHITE			NON-WHITE			GRAND TOTAL
	MALE	FEMALE	TOTAL	MALE	FEMALE	TOTAL	
NO PREVIOUS JUVENILE RECORD	308	14	322	517	20	537	859
YES, OTHER THAN STATE WARD	227	2	229	392	14	406	635
STATE WARD, TRAINING SCHOOL	273	3	276	496	11	507	783
STATE WARD, OTHER	29	-	29	52	1	53	82
INFORMATION NOT AVAILABLE	66	1	67	102	5	107	174
GRAND TOTAL	903	20	923	1,559	51	1,610	2,533


TABLE XIV
 RECIDIVISTS (VA. AND/OR ELSEWHERE) CONFINED IN THE VIRGINIA STATE CORRECTIONAL SYSTEM
 BY DRUG AND ALCOHOL HABITS ACCORDING TO RACE AND SEX
 YEAR ENDED JUNE 30, 1978

DRUG AND ALCOHOL HABITS	WHITE			NON-WHITE			GRAND TOTAL
	MALE	FEMALE	TOTAL	MALE	FEMALE	TOTAL	
HEAVY ALCOHOL USER	303	2	305	285	7	292	597
OCCASIONAL ALCOHOL USER	134	2	136	298	3	301	437
NO RECORD OF ALCOHOL OR DRUGS	51	4	55	139	7	146	201
DRUG USER	64	2	66	292	26	318	384
DRUG & HEAVY ALCOHOL USER	238	6	244	224	3	227	471
DRUG & OCCASIONAL ALCOHOL USER	92	4	96	280	4	284	380
INFORMATION NOT AVAILABLE	21	-	21	41	1	42	63
GRAND TOTAL	903	20	923	1,559	51	1,610	2,533

TABLE XV
 RECIDIVISTS (VA. AND/OR ELSEWHERE) CONFINED IN THE VIRGINIA STATE CORRECTIONAL SYSTEM
 BY ALL PREVIOUS SENTENCES SERVED ACCORDING TO RACE AND SEX
 YEAR ENDED JUNE 30, 1978

NUMBER OF ALL PREVIOUS FELONY SENTENCES SERVED	WHITE			NON-WHITE			GRAND TOTAL
	MALE	FEMALE	TOTAL	MALE	FEMALE	TOTAL	
0	-	-	-	-	-	-	-
1	561	18	579	1,015	38	1,053	1,632
2	200	1	201	360	9	369	570
3	80	1	81	136	4	140	221
4	38	-	38	33	-	33	71
5	12	-	12	14	-	14	26
6	8	-	8	1	-	1	9
7	2	-	2	-	-	-	2
8	1	-	1	-	-	-	1
9	1	-	1	-	-	-	1
GRAND TOTAL	903	20	923	1,559	51	1,610	2,533

SECTION I



Appendix

APPENDIX I

EXPLANATION OF DATA SOURCE

Felons:

The data used to produce the felon tables were extracted from felon inmate files located in the Division of Institutional Services, under the File Maintenance Section of the Classification and Records Unit. The Electronic Data Processing Unit of the Division of Program Development and Evaluation provided the computer processing.

Misdemeanants:

The data on misdemeanants were provided by the admitting institution or correctional field unit, and submitted to the Research and Reporting Unit for editing. The Electronic Data Processing Unit provided the computer processing.

END