

57224

MICROFICHE

1978

FELONS
PAROLED
AND
DISCHARGED

VIRGINIA DEPARTMENT OF CORRECTIONS

**X FELONS PAROLED AND DISCHARGED
FROM THE VIRGINIA CORRECTIONAL SYSTEM
FISCAL YEAR ENDING JUNE 30, 1978**



**Commonwealth of Virginia
Department of Corrections**

**NCJRS
MAY 14 1979
ACQUISITIONS**


Virginia Department of Corrections

Terrell Don Hutto, DIRECTOR

*Herbert A. Parr
EXECUTIVE ASSISTANT DIRECTOR*

*Carlton B. Bolte
DIVISION OF COMMUNITY
AND PREVENTION SERVICES*

*Frank P. Mueller
DIVISION OF CAPITAL OUTLAY
AND MAINTENANCE*




*Robert M. Landon
DIVISION OF INSTITUTIONAL SERVICES*

*William E. Weddington
DIVISION OF PROGRAM
DEVELOPMENT AND EVALUATION*

*Robert E. Zukowski
DIVISION OF FINANCE*

*P. O. Box 26963
Richmond, Virginia 23261*



Your agency is on our distribution list for this report. Please return this page to the address below if you wish to be removed from the mailing list or if we have the incorrect address, or you need additional copies of the publication.

☐ DISCONTINUE SENDING REPORT

☐ SEND ____ ADDITIONAL REPORTS

I.D. CODE 00105
NCJRS
ACQUISITION DEPARTMENT
BOX 6000
ROCKVILLE, MD 20850

Correct Mailing Address:

Return this information to:
DEPARTMENT OF CORRECTIONS
Research and Reporting Unit
Reporting Section
P. O. Box 26963
Richmond, Virginia 23261

FPD 79

PREFACE

The information in the following annual statistical report was compiled by the Department of Corrections, Research and Reporting Unit. All questions, remarks or requests relating to the report should be directed to this agency.

Department of Corrections
Research & Reporting Unit
Reporting Section
P. O. Box 26963
Richmond, Virginia 23261

Telephone: (804) 257-1974

TABLE OF CONTENTS

	Page
Summary of Felons Paroled and Discharged	1
GRAPH - Term of Sentence Versus Time Served.....	2
—TABLES—	
I. Number of Months Served Prior to Parole or Discharge from the Virginia State Correctional System.....	3
II. Felons Discharged from the Virginia State Correctional System by Offense According to Term of Sentence	4
III. Felons Paroled from the Virginia State Correctional System by Offense According to Term of Sentence	5
IV. Total Felons Discharged and Paroled from the Virginia State Correctional System by Offense According to Term of Sentence	6
V. Term of Sentence Versus Time Served, Felons Discharged from the Virginia State Correctional System	7
VI. Term of Sentence Versus Time Served, Felons Paroled from the Virginia State Correctional System.....	8
VII. Term of Sentence Versus Time Served, Felons Paroled and Discharged from the Virginia State Correctional System	9
VIII. Felons Discharged from the Virginia State Correctional System by Time Served According to Offense.....	10
IX. Felons Paroled from the Virginia State Correctional System by Time Served According to Offense.....	11
X. Summary of Outgoing Prisoners	12
XI. Comparison of Releases During Past Nine Years	12

**FELONS PAROLED AND DISCHARGED
FROM THE VIRGINIA STATE CORRECTIONAL SYSTEM
YEAR ENDED JUNE 30, 1978**

DISCHARGES:

A total of 824 felons were discharged during the fiscal year which ended June 30, 1978. Of these, 734 or 89.1 percent were first releases, while ninety or 10.9 percent were discharged after having been returned as parole violators. First releases served an average of 23 months. Violator releases served an average of fifty months. The median time served for first releases was eighteen months. The average time served for all discharges was 26 months. Of the 824 discharges, 765 or 92.8 percent served less than five years. The longest time served was sixteen years, six months.

More than half (51.2 percent) of the discharged felons had committed offenses against property. There were 198 (24.0 percent) felons who had committed offenses against persons.

There were 403 (48.9 percent) felons discharged who had a sentence of two years or less, 321 (39.0 percent) who had sentences of three to five years, and 100 (12.1 percent) who had sentences of over five years. The longest sentence was 24 years, nine months.

PAROLEES:

Felons paroled during fiscal year 1978 numbered 1,584. Of these, 1,539 or 97.2 percent were first releases and 45 or 2.8 percent were paroled after having been returned as parole violators. First releases served an average of 29 months, while violator releases served an

average of 116 months. The median time served for first releases was 25 months. The average time served for all parolees was 31 months. Of the 1,584 parolees, 1,548 or 97.7 percent served less than ten years. The longest time served was forty years, nine months.

Among the parolees, 690 or 43.6 percent committed offenses against property and 627 or 39.6 percent had committed offenses against persons. Narcotic related offenses had been committed by 13.5 percent of the parolees.

There were 171 (10.8 percent) parolees who had terms of sentence of two years or less. A total of 1,228 parolees (77.5 percent) had sentences of less than ten years. Twelve felons were paroled with life sentences.

TOTAL DISCHARGES AND PAROLEES:

A total of 2,408 felons were either discharged or paroled during fiscal year 1978. The average time served for all parolees and discharges was 29 months. The median time served was 23 months.

OTHER OUTGOING PRISONERS:

Among the other outgoing prisoners, there were seven felons pardoned, one released by the parole board, 38 released by court order and fourteen felons who died.

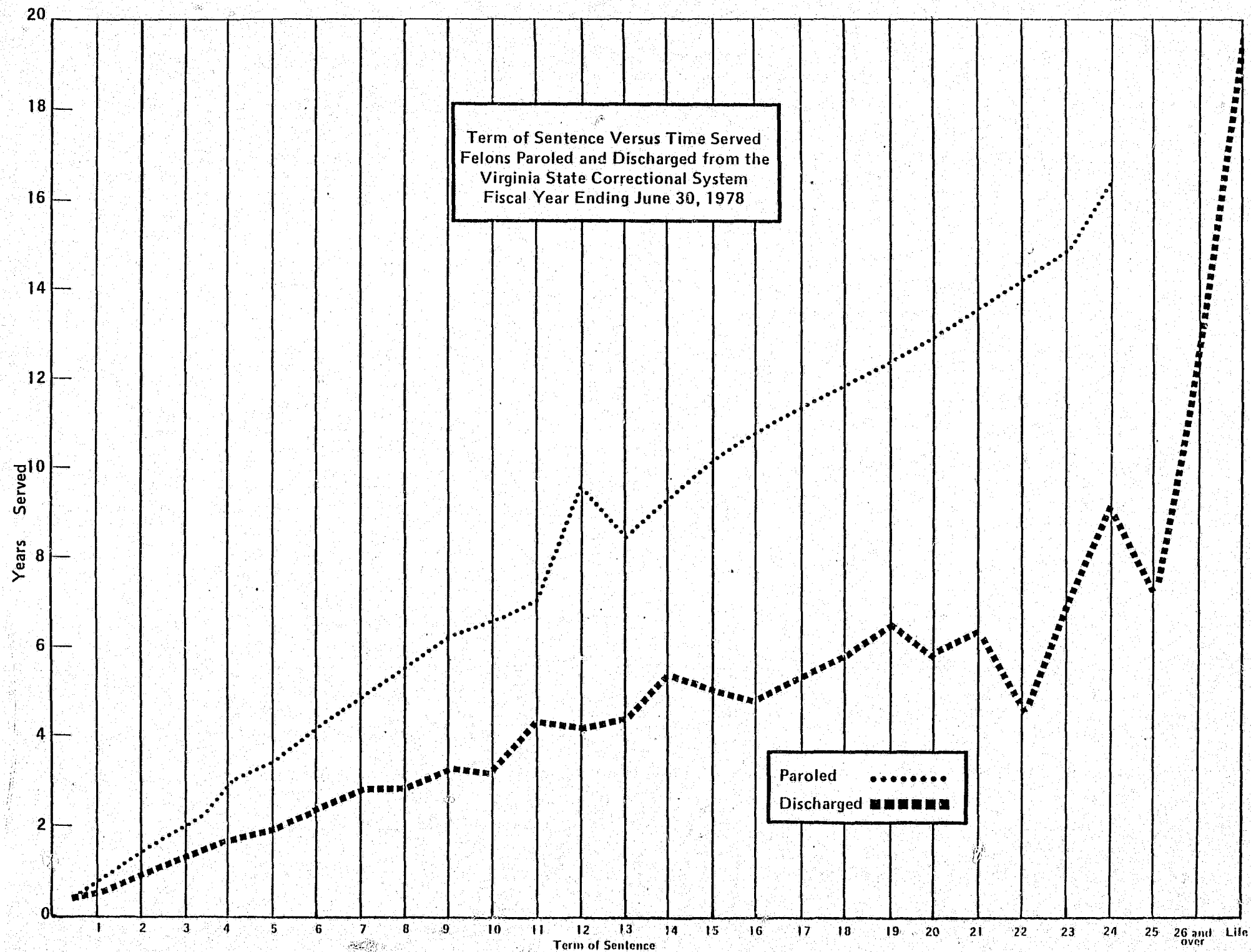


TABLE I
NUMBER OF MONTHS SERVED PRIOR TO
PAROLE OR DISCHARGE FROM THE VIRGINIA STATE
CORRECTIONAL SYSTEM FOR FISCAL YEAR ENDING JUNE 30, 1978

No. of Months Served	DISCHARGES			PAROLES			Total Discharges and Paroles
	Total	First Release	Violator Release	Total	First Release	Violator Release	
Under 12 Months	207	207	---	205	205	---	412
12 - 23 Months	278	271	7	516	514	2	794
24 - 35 Months	154	129	25	480	477	3	634
36 - 47 Months	91	66	25	168	164	4	259
48 - 59 Months	35	25	10	79	76	3	114
60 - 71 Months	17	12	5	34	26	8	51
72 - 119 Months	33	19	14	66	55	11	99
120 - 179 Months	7	4	3	24	19	5	31
180 - 239 Months	2	1	1	6	3	3	8
240 Months and Over	---	---	---	6	---	6	6
TOTAL	824	734	90	1,584	1,539	45	2,408
Average No. of Months Served	26	23	50	31	29	116	29
Median Month	21	18	40	25	25	87	23

Note: Time served in local jails before commitment to the Correctional System has been included in the calculation of number of months served.

TABLE II
FELONS DISCHARGED FROM THE VIRGINIA STATE CORRECTIONAL SYSTEM
BY OFFENSE ACCORDING TO TERM OF SENTENCE
FISCAL YEAR ENDING JUNE 30, 1978

	Under 1 Year	1 Year	2 Years	3 Years	4 Years	5 Years	6 - 9 Years	10 - 14 Years	15 - 19 Years	20 Years and Over	Total
Offenses Against Persons	7	21	34	35	15	41	21	16	5	3	198
Offenses Against Property	7	75	115	92	57	35	35	4	2	---	422
Offenses Against Decency, Morality, Peace & Good Order	---	3	8	3	5	1	6	1	---	---	27
Offenses Against Public Justice and Administration	---	1	---	1	---	---	---	---	---	---	2
Violation of Traffic and Vehicle Laws	4	96	6	1	---	---	---	---	---	---	107
Offenses Against Public Policy, Economy and Health	3	15	8	16	11	8	4	2	---	---	67
Miscellaneous Offenses	---	---	---	---	---	---	1	---	---	---	1
TOTAL OFFENSES	21	211	171	148	88	85	67	23	7	3	824

TABLE III
FELONS PAROLED FROM THE VIRGINIA STATE CORRECTIONAL SYSTEM
BY OFFENSE ACCORDING TO TERM OF SENTENCE
FISCAL YEAR ENDING JUNE 30, 1978

	Under 1 Year	1 Year	2 Years	3 Years	4 Years	5 Years	6 - 9 Years	10 - 14 Years	15 - 19 Years	20 Years and Over	Life	Total
Offenses Against Persons	1	8	32	35	65	111	130	122	40	71	12	627
Offenses Against Property	---	19	74	102	138	126	160	54	8	9	---	690
Offenses Against Decency, Morality, Peace & Good Order	---	4	---	2	4	4	5	5	1	---	---	25
Offenses Against Public Justice and Administration	---	---	---	---	2	1	1	---	---	---	---	4
Violation of Traffic and Vehicle Laws	---	17	---	2	1	1	---	---	---	---	---	21
Offenses Against Public Policy, Economy and Health	---	3	13	25	33	52	57	22	5	7	---	217
TOTAL OFFENSES	1	51	119	166	243	295	353	203	54	87	12	1,584

TABLE IV
TOTAL FELONS DISCHARGED AND PAROLED FROM THE
VIRGINIA STATE CORRECTIONAL SYSTEM
BY OFFENSE ACCORDING TO TERM OF SENTENCE
FISCAL YEAR ENDING JUNE 30, 1978

	Under 1 Year	1 Year	2 Years	3 Years	4 Years	5 Years	6 - 9 Years	10 - 14 Years	15 - 19 Years	20 Years and Over	Life	Total
Offenses Against Persons	8	29	66	70	80	152	151	138	45	74	12	825
Offenses Against Property	7	94	189	194	195	161	195	58	10	9	---	1,112
Offenses Against Decency, Morality, Peace & Good Order	---	7	8	5	9	5	11	6	1	---	---	52
Offenses Against Public Justice and Administration	---	1	---	1	2	1	1	---	---	---	---	6
Violation of Traffic and Vehicle Laws	4	113	6	3	1	1	---	---	---	---	---	128
Offenses Against Public Policy, Economy and Health	3	18	21	41	44	60	61	24	5	7	---	284
Miscellaneous Offenses	---	---	---	---	---	---	1	---	---	---	---	1
TOTAL OFFENSES	22	262	290	314	331	380	420	226	61	90	12	2,408

TABLE V
TERM OF SENTENCE VERSUS TIME SERVED*
FELONS DISCHARGED FROM THE VIRGINIA STATE CORRECTIONAL SYSTEM
FISCAL YEAR ENDING JUNE 30, 1978

TERM OF SENTENCE	Frequency	TIME SERVED			
		Mean	Median	Mode	No./% Above Mean
Under 1 Year	21	4 mos.	4 mos.	3 mos.	9/43%
1 year - 1 year, 11 months	211	8 mos.	7 mos.	7 mos.	45/21%
2 years - 2 years, 11 months	171	1 yr. 4 mos.	1 yr. 3 mos.	1 yr. 3 mos.	42/25%
3 years - 3 years, 11 months	148	1 yr. 11 mos.	1 yr. 11 mos.	1 yr. 11 mos.	56/38%
4 years - 4 years, 11 months	88	2 yrs. 7 mos.	2 yrs. 7 mos.	2 yrs. 5 mos.	28/32%
5 years - 5 years, 11 months	85	3 yrs. 3 mos.	3 yrs. 2 mos.	3 yrs. 1 mo.	29/34%
6 years - 6 years, 11 months	27	4 yrs. 2 mos.	4 yrs.	3 yrs. 10 mos.	6/22%
7 years - 7 years, 11 months	21	4 yrs. 10 mos.	4 yrs. 8 mos.	4 yrs. 8 mos.	8/38%
8 years - 8 years, 11 months	11	5 yrs. 5 mos.	5 yrs. 6 mos.	5 yrs. 6 mos.	6/55%
9 years - 9 years, 11 months	8	6 yrs. 2 mos.	6 yrs.	6 yrs. 11 mos.	3/38%
10 years - 10 years, 11 months	13	6 yrs. 6 mos.	6 yrs. 11 mos.	* *	7/54%
11 years - 11 years, 11 months	3	7 yrs.	6 yrs. 11 mos.	* *	1/33%
12 years - 12 years, 11 months	4	9 yrs. 6 mos.	8 yrs. 2 mos.	* *	1/25%
13 years - 13 years, 11 months	2	8 yrs. 4 mos.	—	* *	—
14 years - 14 years, 11 months	1	9 yrs. 4 mos.	9 yrs. 4 mos.	9 yrs. 4 mos.	—
15 years - 15 years, 11 months	4	10 yrs. 1 mo.	10 yrs. 2 mos.	* *	2/50%
16 years - 16 years, 11 months	—	—	—	—	—
17 years - 17 years, 11 months	1	11 yrs. 3 mos.	11 yrs. 3 mos.	11 yrs. 3 mos.	—
18 years - 18 years, 11 months	—	—	—	—	—
19 years - 19 years, 11 months	2	12 yrs. 3 mos.	—	* *	1/50%
20 years - 20 years, 11 months	—	—	—	—	—
21 years - 21 years, 11 months	—	—	—	—	—
22 years - 22 years, 11 months	—	—	—	—	—
23 years - 23 years, 11 months	1	14 yrs. 10 mos.	14 yrs. 10 mos.	14 yrs. 10 mos.	—
24 years - 24 years, 11 months	2	16 yrs. 5 mos.	—	* *	1/50%
25 years - 25 years, 11 months	—	—	—	—	—
26 years and over	—	—	—	—	—

*Time Served rounded back to the nearest whole month.

**Has more than one Mode.

TABLE VI
TERM OF SENTENCE VERSUS TIME SERVED*
FELONS PAROLED FROM THE VIRGINIA STATE CORRECTIONAL SYSTEM
FISCAL YEAR ENDING JUNE 30, 1978

TERM OF SENTENCE	Frequency	TIME SERVED			
		Mean	Median	Mode	No./% Above Mean
Under 1 Year	1	5 mos.	5 mos.	5 mos.	—
1 year - 1 year, 11 months	51	5 mos.	5 mos.	5 mos.	14/27%
2 years - 2 years, 11 months	119	9 mos.	8 mos.	7 mos.	42/35%
3 years - 3 years, 11 months	166	1 yr. 2 mos.	1 yr. 1 mo.	1 yr.	73/44%
4 years - 4 years, 11 months	243	1 yr. 7 mos.	1 yr. 7 mos.	1 yr.	114/47%
5 years - 5 years, 11 months	295	1 yr. 10 mos.	1 yr. 11 mos.	1 yr. 2 mos.	150/51%
6 years - 6 years, 11 months	139	2 yrs. 4 mos.	2 yrs. 5 mos.	2 yrs. 6 mos.	73/53%
7 years - 7 years, 11 months	65	2 yrs. 9 mos.	2 yrs. 8 mos.	* *	28/43%
8 years - 8 years, 11 months	112	2 yrs. 7 mos.	2 yrs. 8 mos.	3 yrs. 1 mo.	58/52%
9 years - 9 years, 11 months	37	3 yrs. 2 mos.	3 yrs.	* *	16/43%
10 years - 10 years, 11 months	130	3 yrs. 1 mo.	2 yrs. 10 mos.	2 yrs. 4 mos.	59/45%
11 years - 11 years, 11 months	14	4 yrs. 3 mos.	3 yrs. 6 mos.	* *	5/36%
12 years - 12 years, 11 months	34	4 yrs. 1 mo.	3 yrs. 8 mos.	2 yrs. 9 mos.	12/35%
13 years - 13 years, 11 months	13	4 yrs. 3 mos.	4 yrs. 1 mo.	3 yrs. 1 mo.	5/38%
14 years - 14 years, 11 months	12	5 yrs. 4 mos.	4 yrs. 9 mos.	3 yrs. 5 mos.	4/33%
15 years - 15 years, 11 months	22	4 yrs. 11 mos.	4 yrs. 7 mos.	3 yrs. 6 mos.	6/27%
16 years - 16 years, 11 months	12	4 yrs. 8 mos.	4 yrs. 8 mos.	4 yrs.	5/42%
17 years - 17 years, 11 months	8	5 yrs. 4 mos.	5 yrs. 1 mo.	5 yrs.	2/25%
18 years - 18 years, 11 months	2	5 yrs. 7 mos.	—	* *	1/50%
19 years - 19 years, 11 months	10	6 yrs. 5 mos.	5 yrs. 9 mos.	* *	2/20%
20 years - 20 years, 11 months	28	5 yrs. 7 mos.	4 yrs. 10 mos.	4 yrs. 8 mos.	12/43%
21 years - 21 years, 11 months	4	6 yrs. 3 mos.	6 yrs. 6 mos.	* *	3/75%
22 years - 22 years, 11 months	3	4 yrs. 6 mos.	5 yrs. 6 mos.	* *	2/67%
23 years - 23 years, 11 months	—	—	—	—	—
24 years - 24 years, 11 months	5	9 yrs. 2 mos.	7 yrs.	—	2/40%
25 years - 25 years, 11 months	8	7 yrs.	7 yrs. 1 mo.	5 yrs. 11 mos.	4/50%
26 years and over	39	10 yrs. 11 mos.	10 yrs. 9 mos.	* *	17/44%
Life	12	19 yrs. 6 mos.	16 yrs. 10 mos.	14 yrs. 8 mos.	4/33%

*Time Served rounded back to the nearest whole month.

**Has more than one Mode.

TABLE VII
TERM OF SENTENCE VERSUS TIME SERVED*
FELONS PAROLED AND DISCHARGED FROM THE VIRGINIA STATE CORRECTIONAL SYSTEM
FISCAL YEAR ENDING JUNE 30, 1978

TERM OF SENTENCE	Frequency	TIME SERVED			
		Mean	Median	Mode	No./% Above Mean
Under 1 Year	22	4 mos.	4 mos.	3 mos.	10/45%
1 year - 1 year, 11 months	262	8 mos.	7 mos.	7 mos.	47/18%
2 years - 2 years, 11 months	290	1 yr. 1 mo.	1 yr. 2 mos.	1 yr. 3 mos.	164/57%
3 years - 3 years, 11 months	314	1 yr. 7 mos.	1 yr. 8 mos.	1 yr. 11 mos.	173/55%
4 years - 4 years, 11 months	331	1 yr. 10 mos.	1 yr. 11 mos.	1 yr.	170/51%
5 years - 5 years, 11 months	380	2 yrs. 2 mos.	2 yrs. 1 mo.	1 yr. 2 mos.	161/42%
6 years - 6 years, 11 months	166	2 yrs. 8 mos.	2 yrs. 6 mos.	2 yrs. 6 mos.	66/40%
7 years - 7 years, 11 months	86	3 yrs. 3 mos.	2 yrs. 11 mos.	4 yrs. 8 mos.	38/44%
8 years - 8 years, 11 months	123	2 yrs. 10 mos.	2 yrs. 9 mos.	3 yrs. 1 mo.	46/37%
9 years - 9 years, 11 months	45	3 yrs. 8 mos.	3 yrs. 3 mos.	* *	16/36%
10 years - 10 years, 11 months	143	3 yrs. 5 mos.	3 yrs. 1 mo.	2 yrs. 4 mos.	48/34%
11 years - 11 years, 11 months	17	4 yrs. 9 mos.	3 yrs. 10 mos.	* *	6/35%
12 years - 12 years, 11 months	38	4 yrs. 8 mos.	3 yrs. 8 mos.	2 yrs. 9 mos.	13/34%
13 years - 13 years, 11 months	15	4 yrs. 9 mos.	4 yrs. 2 mos.	3 yrs. 1 mo.	6/40%
14 years - 14 years, 11 months	13	5 yrs. 8 mos.	4 yrs. 9 mos.	3 yrs. 5 mos.	5/38%
15 years - 15 years, 11 months	26	5 yrs. 9 mos.	4 yrs. 9 mos.	3 yrs. 6 mos.	9/35%
16 years - 16 years, 11 months	12	4 yrs. 8 mos.	4 yrs. 8 mos.	4 yrs.	5/42%
17 years - 17 years, 11 months	9	6 yrs.	5 yrs. 1 mo.	5 yrs.	3/33%
18 years - 18 years, 11 months	2	5 yrs. 7 mos.	—	—	1/50%
19 years - 19 years, 11 months	12	7 yrs. 5 mos.	5 yrs. 9 mos.	* *	4/33%
20 years - 20 years, 11 months	28	5 yrs. 7 mos.	4 yrs. 10 mos.	4 yrs. 8 mos.	12/43%
21 years - 21 years, 11 months	4	6 yrs. 3 mos.	6 yrs. 6 mos.	* *	3/75%
22 years - 22 years, 11 months	3	4 yrs. 6 mos.	5 yrs. 6 mos.	* *	2/67%
23 years - 23 years, 11 months	1	14 yrs. 10 mos.	—	—	—
24 years - 24 years, 11 months	7	11 yrs. 3 mos.	11 yrs. 4 mos.	* *	4/57%
25 years - 25 years, 11 months	8	7 yrs.	7 yrs.	5 yrs. 11 mos.	4/50%
26 years and over	39	10 yrs. 11 mos.	10 yrs. 2 mos.	13 yrs. 9 mos.	17/44%
Life	12	19 yrs. 6 mos.	16 yrs. 10 mos.	14 yrs. 8 mos.	4/33%

*Time Served rounded back to the nearest whole month.

**Has more than one Mode.

TABLE VIII
FELONS DISCHARGED FROM THE VIRGINIA STATE CORRECTIONAL SYSTEM
BY TIME SERVED ACCORDING TO OFFENSE
FISCAL YEAR ENDING JUNE 30, 1978

OFFENSE	TIME SERVED									
	Less Than 1 Year	1 Year	2 Years	3 Years	4 Years	5 Years	6 - 10 Years	11 - 15 Years	16 - 20 Years	Total
Offenses Against Persons	5	52	43	41	19	5	26	5	2	198
Offenses Against Property	6	161	134	72	20	15	13	1	---	422
Offenses Against Decency, Morality, Peace & Good Order	---	11	6	3	4	1	2	---	---	27
Offenses Against Public Justice and Administration	---	1	1	---	---	---	---	---	---	2
Violating Traffic and Vehicle Laws	2	104	1	---	---	---	---	---	---	107
Offenses Against Public Policy, Economy and Health	2	23	20	13	5	1	3	---	---	67
Miscellaneous	---	---	---	---	---	1	---	---	---	1
TOTAL	15	352	205	129	48	23	44	6	2	824

TABLE IX
FELONS PAROLED FROM THE VIRGINIA STATE CORRECTIONAL SYSTEM
BY TIME SERVED ACCORDING TO OFFENSE
FISCAL YEAR ENDING JUNE 30, 1978

OFFENSE	TIME SERVED										Total
	Less Than 1 Year	1 Year	2 Years	3 Years	4 Years	5 Years	6 - 10 Years	11 - 15 Years	16 - 20 Years	Over 20 Yrs.	
Offenses Against Persons	9	119	176	127	58	43	65	22	2	6	627
Offenses Against Property	9	258	249	114	32	13	12	1	2	---	690
Offenses Against Decency, Morality, Peace & Good Order	2	7	6	4	3	2	1	---	---	---	25
Offenses Against Public Justice and Administration	---	2	1	1	---	---	---	---	---	---	4
Violating Traffic and Vehicle Laws	7	13	---	1	---	---	---	---	---	---	21
Offenses Against Public Policy, Economy and Health	2	71	87	35	10	5	7	---	---	---	217
TOTAL	29	470	519	282	103	63	85	23	4	6	1,584

**TABLE X
SUMMARY OF OUTGOING PRISONERS
FISCAL YEAR ENDING JUNE 30, 1978**

Discharged.....	824
Paroled	1,584
Pardoned.....	7
Released by Parole Board	1
Died	14
Released by Court Order.....	38
TOTAL.....	2,468

**TABLE XI
COMPARISON OF RELEASES
DURING PAST NINE YEARS**

Year Ended June 30	Discharges	Paroles	Total
1978	824	1,584	2,408
1977	803	1,824	2,627
1976	871	1,640	2,511
1975	906	1,224	2,130
1974	632	1,418	2,050
1973	828	1,490	2,318
1972	1,056	1,202	2,258
1971	998	738	1,736
1970	854	742	1,596

END