

MICROFICHE

**DISCHARGES  
FROM PAROLE  
SUPERVISION**

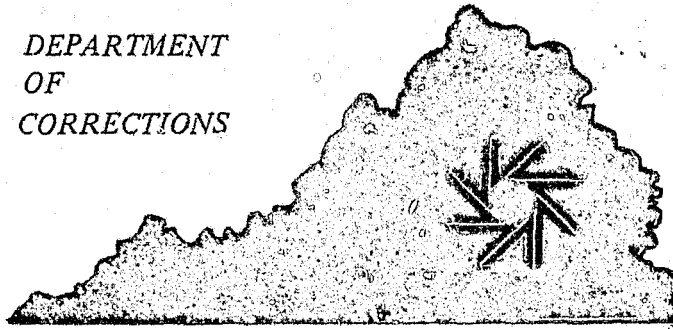
**1977**

58315

**VIRGINIA**

**Department of Corrections**

*DEPARTMENT  
OF  
CORRECTIONS*



*Terrell D. Hutto, DIRECTOR*

*DIVISION OF ADMINISTRATION*

*Herbert A. Parr, Director*

*DIVISION OF ADULT SERVICES*

*Robert M. Landon, Director*

*DIVISION OF FINANCE*

*Charles S. Owen, Director*

*DIVISION OF PROBATION & PAROLE SERVICES*

*Carlton B. Bolte, Director*

*DIVISION OF YOUTH SERVICES*

*William E. Weddington, Director*

*22 East Cary Street*

*Richmond, Virginia 23219*

**REPORT OF PERSONS DISCHARGED FROM PAROLE  
AND PERSONS VIOLATING PAROLE  
FISCAL YEAR ENDED JUNE 30, 1977**



ACQUISITIONS

JUN 14 1979

NCJRS

**Commonwealth of Virginia**

**Department of Corrections**

## PREFACE

The information in the following annual statistical report was compiled by the Department of Corrections, Bureau of Research, Reporting and Evaluation. All questions, remarks or requests relating to the report should be directed to this agency.

DEPARTMENT OF CORRECTIONS  
Bureau of Research, Reporting and Evaluation  
Reporting Section  
22 East Cary Street  
Richmond, Virginia 23219

Telephone: (804) 257-1974



YOUR AGENCY IS ON THE DISTRIBUTION LIST FOR THIS REPORT:  
PERSONS DISCHARGED FROM PAROLE AND PERSONS VIOLATING PAROLE

THIS REPORT WILL NOT BE PRODUCED FOR FISCAL YEAR ENDING JUNE 30, 1978. THERE WILL BE A PUBLICATION PRODUCED FROM THE UNIFORM PAROLE REPORTING SYSTEM WHICH IS INTENDED TO REPLACE THIS DOCUMENT. IF YOU WISH TO RECEIVE THIS NEW REPORT PLEASE COMPLETE THE FOLLOWING INFORMATION:

SEND US \_\_\_\_\_ COPIES

\*INCLUDE THE FIVE DIGIT CODE FROM THE MAILING LABEL.

Your Agency Identifying Code

--	--	--	--	--

Correct Mailing Address

---

---

---

RETURN THIS FORM TO:

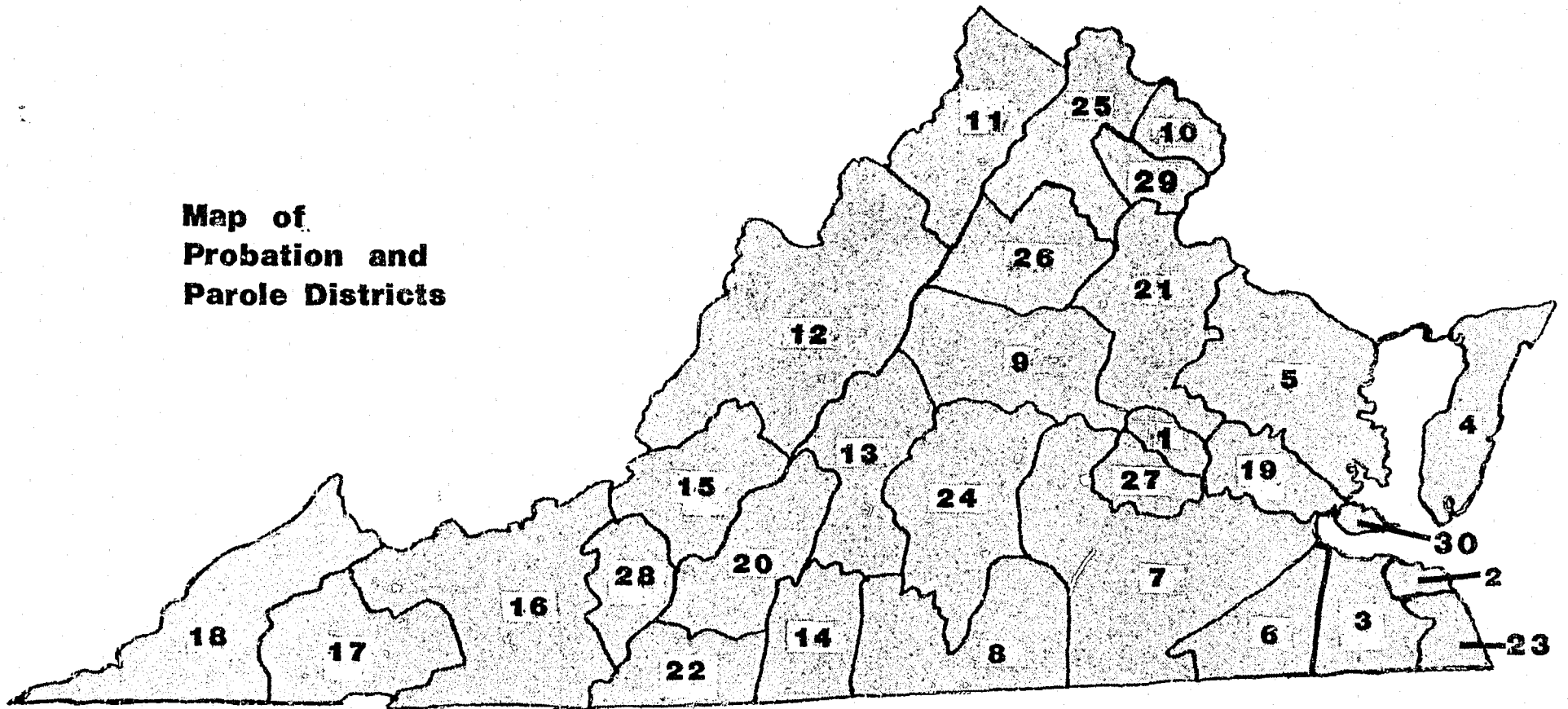
DEPARTMENT OF CORRECTIONS  
BUREAU OF RESEARCH, REPORTING AND EVALUATION  
22 EAST CARY STREET  
RICHMOND, VIRGINIA 23219

## TABLE OF CONTENTS

Map of Probation and Parole Districts.....	6
Analysis of Statistical Data Relative to Persons Released from Parole	
Persons Violating Parole .....	7
Persons Discharged from Parole.....	9
Five Year Trend .....	11
Graph I - Persons Discharged from Parole and Persons Violating Parole Fiscal Years 1973 - 1977.....	12
Tables	
I Parolees Who Were Discharged from Parole or Violated Parole and Violation Rate by District.....	13
II Percentage of Parole Violations by District and Type .....	14
III Parolees Discharged from Parole or Violated Parole by Type of Violation, Sex and Race.....	15
IV Sex of Parolees by Parole Outcome and Type of Violation.....	16
V Race .....	16
VI Age at Time of Parole .....	17
VII Education Achievement Test Scores .....	18
VIII Time Served in Prison Prior to Parole .....	19
IX Time Remaining to be Served on Sentence When Paroled .....	20
X Time on Parole before Violation or Discharge.....	21
XI Marital Status at Time of Parole .....	22
XII Total Length of Sentence at Time of Parole (Including additional sentences after original commitment).....	23
XIII Church Membership at Time of Commitment.....	25
XIV Where Living on Parole in Relation to Where Offense was Committed .....	25

XV	Work Record Prior to Commitment .....	26
XVI	Occupation at Commitment .....	27
XVII	Habits: Use of Alcohol and Drugs .....	28
XVIII	Intelligence .....	29
XIX	Previous Juvenile Record .....	30
XX	Appearances Before Parole Board Prior to Receiving Parole .....	30
XXI	Age at First Conviction for Any Crime .....	31
XXII	Age at Time of Commitment to Virginia Correctional System .....	32
XXIII	Previous Adult Criminal Record (Does not include juvenile record) .....	33
XXIV	Size and Type of Community into Which Paroled .....	34
XXV	Composition of Household into Which Paroled .....	35
XXVI	Work Record on Parole .....	36
XXVII	Personal Contacts between Parolee and Parole Agent First Month .....	37
XXVIII	Personal Contacts between Parolee and Parole Agent Second to Sixth Month .....	38
XXIX	Personal Contacts between Parolee and Parole Agent Seventh to Twelfth Month .....	39
XXX	Personal Contacts between Parolee and Parole Agent Thirteenth to Eighteenth Month .....	40
XXXI	Personal Contacts between Parolee and Parole Agent Nineteenth to Thirtieth Month .....	41
XXXII	Personal Contacts between Parolee and Parole Agent Thirty-First to Forty-Eighth Month .....	42
XXXIII	Personal Contacts between Parolee and Parole Agent Forty-Ninth to Sixtieth Month .....	43
XXXIV	Offense at Last Conviction Prior to Parole .....	44
XXXV	Type of Offense for Which Re-Committed for Felony Violations .....	46
Appendix I	Clarification of Data Collection Procedures .....	48
Appendix II	Directory of Virginia Probation and Parole Offices .....	49
Appendix III	Definitions Relative to Persons Discharged from Parole and Persons Violating Parole .....	53

**Map of  
Probation and  
Parole Districts**





# REPORT OF PERSONS DISCHARGED FROM PAROLE AND PERSONS VIOLATING PAROLE FISCAL YEAR ENDED JUNE 30, 1977

This report contains statistical data on persons discharged from parole and persons who violated parole during the fiscal year 1977 in Virginia. The parole officers in the twenty-nine Probation and Parole Districts of the Commonwealth submitted data to the Bureau of Research, Reporting and Evaluation on parolees under their supervision who were discharged or violated parole conditions.

The total number of persons discharged from or violating parole increased from 1,176 in fiscal 1976 to 1,438\* in fiscal 1977, a 22.3 percent increase. Discharges from parole increased from 761 to 977, a 28.4 percent increase, while parole violations increased from 415 to 461, an 11.1 percent increase.

## Parole Violators

### District and Violation Type

Parole violators (461) represented 32.1 percent of the total persons released. This violation rate indicates a 3.2 percent rate of change from the previous year's rate of 35.3 percent. District One (City of Richmond, Henrico County) reported the highest number of violations with 133. Districts Twenty-six and Twenty-eight had no report of violations.

An evaluation of the distribution of violations by type shows that of all violators reported, 34.9 percent committed felonies, 16.5 percent committed misdemeanors, 18.2 percent broke regulations and 30.4 percent absconded. The number of parolees who committed felonies (161) decreased 9.6 percent from fiscal 1976 while the number of parolees who committed misdemeanors (76) increased 20.6 percent. The number of parolees who broke regulations (84) increased 33.3 percent over fiscal 1976 while the number of parolees who

\* See Appendix I, Clarification of Data Collection Procedures, page 48.

absconded increased 26.1 percent over fiscal 1976. District One had the highest number of violations in each category with 41 felonies, 17 misdemeanors, 23 persons who broke regulations, and 52 parolees who absconded. The 133 violations in District One represented 28.9 percent of the total violations reported, while the same district carried 21.7 percent of the parole supervision caseload on June 30, 1977.\*\*

### Race and Sex

Twenty-one persons who violated parole were female and 440 were male. The violators were 61.6 percent non-white and 38.4 percent white, compared to 63.9 percent non-white and 36.1 percent white in fiscal year 1976. Violations by type for non-white violators ranged from 108, or 38.0 percent, on felony offenses to 52, or 18.3 percent, on misdemeanor charges. The white violators varied from a high of 53, or 29.9 percent, with felony offenses to a low of 24, or 13.6 percent, who committed misdemeanor offenses.

### Marital Status

As in fiscal 1976, the majority of the parole violators were single (291 or 63.1 percent). There were 45 or 9.8 percent married persons violating parole. Further analysis shows that 90.0 percent of the violators were either single, separated, divorced or widowed.

### Length of Sentence

For parole violators the median length of sentence at the time of parole, including any additional sentences received after commitment, was 6 - 9 years. This was the same median category in fiscal year 1976. The most frequent length of sentence again fell into the 6 - 9 year category with 91 occurrences. It should be noted that of the 20 persons with life sentences who were released from parole supervision, eight of these violated their parole, a 40.0 percent violation rate.

\*\*These data were extracted from the Virginia Department of Corrections Annual Report, Fiscal Year 1977, Table 17, Appendix 75 - 78.

**PAROLE VIOLATORS  
OTHER SIGNIFICANT STATISTICS**

AGE AT TIME OF PAROLE .....	20 - 24 YEARS	(34.1 %)
OFFENSE AT LAST CONVICTION PRIOR TO PAROLE .....	ROBBERY BURGLARY	(23.9 %) (28.9 %)
TIME SERVED PRIOR TO PAROLE .....	LESS THAN 3 YRS.	(50.1 %)
TIME LEFT TO SERVE WHEN PAROLED .....	LESS THAN 3 YRS.	(45.6 %)
TIME ON PAROLE BEFORE VIOLATION .....	LESS THAN 6 MONTHS 7 - 12 MONTHS	(25.6 %) (35.4 %)
SUBSTANCE ABUSE .....	OCCASIONAL DRINKER, NO RECORD OF DRUG USE	(25.8 %)
INTELLIGENCE .....	NORMAL (I. Q. 90 - 109)	(44.9 %)
TESTED EDUCATIONAL LEVEL .....	7th - 9th GRADE	(36.9 %)
EARLY CRIMINAL HISTORY .....	JUVENILE RECORD	(61.6 %)
APPEARANCES BEFORE PAROLE BOARD .....	ONE	(55.1 %)
WORK RECORD ON PAROLE .....	FREQUENTLY IDLE DUE TO SELF LAXITY	(34.5 %)

## Parolees Discharged

The Division of Probation and Parole Services discharged 977 persons from supervision in Virginia during fiscal year 1977. The above represents a 216 person or 28.4 percent increase in the number of parolees discharged in fiscal 1977 over fiscal 1976 when 761 persons were discharged.

### Race and Sex

Of the 977 parolees discharged within the state in fiscal year 1977, 913 or 93.4 percent were male, and 64 or 6.6 percent were female. Non-white parolees accounted for 506 or 51.8 percent of the total and white parolees numbered 471 or 48.2 percent. This compares with the racial distribution in fiscal 1976 of 52.4 percent non-white and 47.6 percent white.

### Marital Status

Single parolees who were discharged numbered 531, or 54.4 percent, while those who were married, living with spouse, represented only 19.0 percent (186). This contrasts to 9.8 percent of parole violators being married, living with spouse. The unmarried parolees (single, separated, divorced and widowed) accounted for 80.9 percent of all discharges.

### Length of Sentence

At the time of parole, 64.2 percent of the parolees discharged in fiscal year 1977 had a total sentence of five years or less. As in fiscal 1976 the most frequent sentence was five years, representing 17.3 percent of all discharges. Once again, as in fiscal 1976, the second most frequent sentence was from 6 - 9 years, numbering 166 or 17.0 percent. This year, as in fiscal 1976, only twelve parolees, or 1.2 percent, with life sentences were successfully discharged from parole supervision.

### Offense

At the time of their last conviction in Virginia, 23.9 percent of the parolees discharged in fiscal year 1977 received sentences for Burglary, or Break and Enter, while 17.8 percent had convictions for violation of Narcotic Laws and 14.0 percent were in custody for Robbery or Attempted Robbery. As in fiscal 1976, these three categories accounted for more than half of all parolees discharged.

**PAROLEES DISCHARGED  
OTHER SIGNIFICANT STATISTICS**

AGE AT TIME OF PAROLE .....	20 - 24	(34.5 %)
OFFENSE AT LAST CONVICTION	BURGLARY	(23.9 %)
PRIOR TO PAROLE .....	ROBBERY	(14.0 %)
TIME SERVED PRIOR TO PAROLE.....	LESS THAN 3 YRS.	(72.1 %)
TIME LEFT TO SERVE WHEN PAROLED.....	LESS THAN 3 YRS.	(59.4 %)
TIME ON PAROLE BEFORE DISCHARGE.....	7 - 12 MONTHS	(34.8 %)
SUBSTANCE ABUSE.....	OCCASIONAL DRINKER, NO RECORD OF DRUG USE	(37.7 %)
INTELLIGENCE.....	NORMAL (I. Q. 90 - 109)	(45.6 %)
TESTED EDUCATIONAL LEVEL.....	6th - 8th GRADE	(34.5 %)
EARLY CRIMINAL HISTORY .....	JUVENILE RECORD	(40.4 %)
APPEARANCES BEFORE PAROLE BOARD .....	ONE	(68.6 %)
WORK RECORD ON PAROLE .....	STEADY, SATISFIED WITH WORK	(58.6 %)

---

## Five Year Trend

---

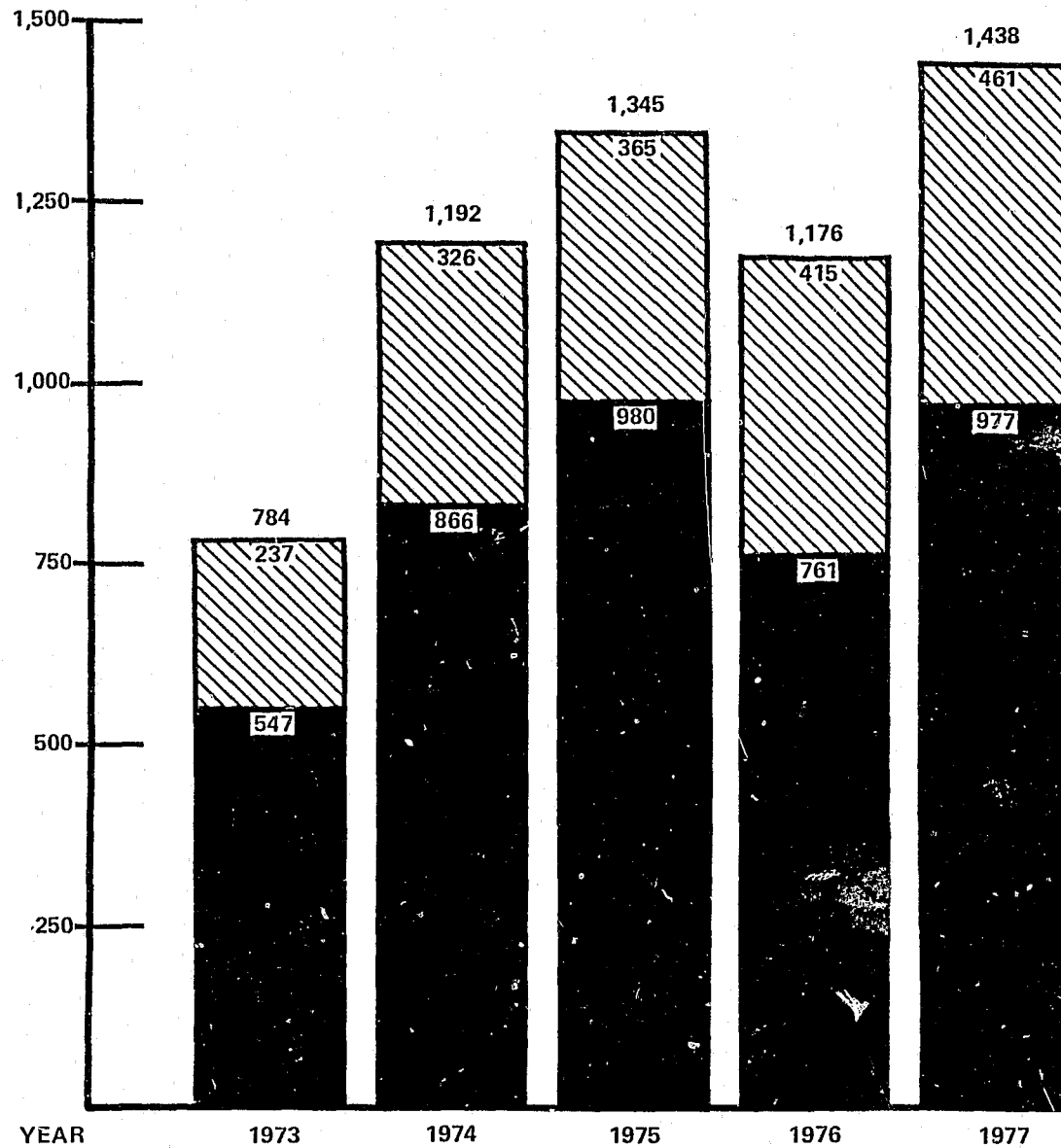
During the past five fiscal years, the total number of persons released from parole by discharge or violation has almost doubled, going from 784 in fiscal 1973 to 1,438 in fiscal 1977, an 83.4 percent increase. If however, the 646 parolees released by discharges or violations in fiscal 1972 (6 fiscal years ago) is compared with the 1,438 parole releases by discharges or violations in fiscal 1977 there has been a 122.6 percent increase since fiscal 1972. Fiscal 1976, registered a decrease from the previous fiscal year, 1,345 to 1,176 in fiscal 1976, a 12.6 percent decrease. Fiscal year 1974 experienced by far the largest change, increasing by 52.0 percent from 784 in fiscal 1973 to 1,192 in fiscal 1974.

The number of parolees discharged from supervision has increased since fiscal 1973 except for fiscal 1976 when there was a 22.3 percent decrease in discharges. Fiscal 1977 countered the fiscal 1976 decrease with a 28.4 percent increase. Fiscal 1974 showed the largest increase of any of the fiscal years with a 58.3 percent increase.

Parole violations have almost doubled during the fiscal years 1973 through 1977, increasing by 94.5 percent from 237 to 461. If fiscal 1972 (6 fiscal years ago) is taken into consideration, the increase in violations has more than tripled, increasing by 205.3 percent from 151 violations in fiscal 1972 to 461 in fiscal 1977. Fiscal 1974 registered the greatest increase during the five year period, increasing from 237 in fiscal 1973 to 326 in fiscal 1974, a 37.6 percent increase. An analysis of the violation rates shows that the highest rate of violation occurred in fiscal 1976 with a 35.3 rate.


---

NUMBER  
DISCHARGED



**GRAPH I**  
**PERSONS DISCHARGED FROM PAROLE**  
**AND PERSONS VIOLATING PAROLE**  
**FISCAL YEARS 1973 - 1977**

 PAROLE  
VIOLATORS

 PAROLE  
DISCHARGES

**TABLE I  
PAROLEES WHO WERE DISCHARGED  
FROM PAROLE OR VIOLATED PAROLE  
AND VIOLATION RATE BY DISTRICT  
1976-1977**

DISTRICT	TOTAL DISCHARGED AND VIOLATED	NUMBER DISCHARGED	NUMBER VIOLATED	VIOLATION RATE	
	TOTAL	1,459 *	986*	473*	32.4
1	316	181	135	42.6	
2	132	95	37	28.0	
3	79	45	34	43.0	
4	5	4	1	20.0	
5	19	17	2	10.5	
6	48	38	10	20.8	
7	74	53	21	27.4	
8	20	12	8	40.0	
9	51	38	13	25.5	
10	107	81	26	23.8	
11	38	28	10	26.3	
12	42	32	10	23.8	
13	60	39	21	35.6	
14	38	22	16	40.5	
15	88	62	26	29.5	
16	35	21	14	40.0	
17	19	13	6	31.6	
18	19	18	1	5.3	
19	90	52	38	38.3	
20	20	13	7	35.0	
21	25	23	2	8.3	
22	51	36	15	29.4	
23	31	21	10	32.3	
24	14	11	3	23.1	
25	4	2	2	50.1	
26	8	8			
27	6	5	1	16.7	
28	3	3			
29	15	13	2	13.3	
30	2		2	100.0	

\*See Appendix I, Clarification of Data Collection Procedures, page 48.

TABLE II  
 PERCENTAGE OF PAROLE VIOLATIONS  
 BY DISTRICT AND TYPE  
 1976-1977

DISTRICT	FELONY	MISDEMEANOR	BROKE REGULATION	ABSCONDED
ALL DISTRICTS	34.9	16.5	18.2	30.4
1	30.8	12.8	17.3	39.1
2	45.9	10.8	16.2	27.0
3	32.4	14.7	23.5	29.4
4				100.0
5	100.0			
6	20.0	20.0	20.0	40.0
7	20.0	30.0	15.0	35.0
8	50.0	37.5		12.5
9	23.1	53.8	15.4	7.7
10	52.0	8.0	8.0	32.0
11	40.0	10.0	10.0	40.0
12	20.0	30.0	40.0	10.0
13	19.0	33.3	38.1	9.5
14	33.3	6.7		60.0
15	42.3	15.4	15.4	26.9
16	14.3	14.3	35.7	35.7
17	33.3	33.3		33.3
18				100.0
19	38.7	9.7	32.3	19.4
20	57.1	28.6		14.3
21	50.0			50.0
22	40.0	13.3	20.0	26.7
23	60.0	20.0	20.0	
24	100.0			
25	100.0			
26				
27				100.0
28				
29				100.0
30		50.0	50.0	



**TABLE III  
 PAROLEES DISCHARGED FROM PAROLE  
 OR VIOLATED PAROLE  
 BY TYPE OF VIOLATION, SEX AND RACE  
 1976-1977**

	NUMBER	PERCENTAGE
TOTAL PAROLEES	1,438	100.0
NUMBER DISCHARGED	977	67.9
NUMBER VIOLATED	461	32.1
TYPE OF VIOLATION		
FELONY	161	34.9
MISDEMEANOR	76	16.5
BROKE REGULATION	84	18.2
ABSCONDED	140	30.4
SEX OF VIOLATORS		
MALE	440	95.4
FEMALE	21	4.6
RACE OF VIOLATORS		
WHITE	177	38.4
NONWHITE	284	61.6

TABLE IV  
SEX OF PAROLEES BY PAROLE OUTCOME  
AND TYPE OF VIOLATION  
1976-1977

RACE	TOTAL	DISCHARGED	TYPE OF VIOLATION					
			VIOLATED	PER CENT VIOLATED	FELONY	MISDEMEANOR	BROKE REGULATION	ABSCONDED
WHITE	648	471	177	27.3	29.9	13.6	16.9	39.5
NON WHITE	790	506	284	35.9	38.0	18.3	19.0	24.6

TABLE V  
RACE  
1976-1977

SEX	TOTAL	DISCHARGED	TYPE OF VIOLATION					
			VIOLATED	PER CENT VIOLATED	FELONY	MISDEMEANOR	BROKE REGULATION	ABSCONDED
MALE	1,353	913	440	32.5	35.2	16.8	18.9	29.1
FEMALE	85	64	21	24.7	28.6	9.5	4.8	57.1

TABLE VI  
AGE AT TIME OF PAROLE  
1976-1977

AGE	TOTAL	DISCHARGED	VIOLATED	PER CENT VIOLATED	TYPE OF VIOLATION			
					FELONY	MISDEMEANOR	BROKE REGULATION	ABSCONDED
UNDER 18	7	7						
18-19	86	54	32	37.2	56.3	18.8	9.4	15.6
20-24	494	337	157	31.8	41.4	14.6	14.6	29.3
25-29	313	214	99	31.6	26.3	16.2	24.2	33.3
30-34	180	117	63	35.0	34.9	17.5	17.5	30.2
35-39	125	79	46	36.8	19.6	15.2	28.3	37.0
40-44	83	56	27	32.5	40.7	22.2	18.5	18.5
45-49	69	49	20	29.0	40.0	10.0	15.0	35.0
50-54	40	28	12	30.0	8.3	41.7	16.7	33.3
55-59	21	17	4	19.0	25.0			75.0
60 AND OVER	20	19	1	5.0				100.0

TABLE VII  
 EDUCATION ACHIEVEMENT  
 TEST SCORES  
 1976-1977

EDUCATION	TOTAL	DISCHARGED	VIOLATED	PER CENT VIOLATED	TYPE OF VIOLATION			
					FELONY	MISDEMEANOR	BROKE REGULATION	ABSCONDED
1ST GRADE	9	6	3	33.3		66.7	33.3	
2ND GRADE	17	12	5	29.4	40.0		40.0	20.0
3RD GRADE	64	42	22	34.4	27.3	27.3	22.7	22.7
4TH GRADE	110	73	37	33.6	40.5	27.0	13.5	18.9
5TH GRADE	117	79	38	32.5	26.3	34.2	13.2	26.3
6TH GRADE	166	106	60	36.1	35.0	15.0	25.0	25.0
7TH GRADE	162	115	47	29.0	42.6	17.0	4.3	36.2
8TH GRADE	170	103	67	39.4	41.8	14.9	14.9	28.4
9TH GRADE	142	92	50	35.2	24.0	10.0	12.0	54.0
10TH GRADE	103	73	30	29.1	36.7	13.3	23.3	26.7
11TH GRADE	77	55	22	28.6	27.3	4.5	27.3	40.9
12TH GRADE	110	85	25	22.7	32.0	4.0	24.0	40.0
OVER 12TH	64	51	13	20.3	30.8	7.7	23.1	38.5
NO TEST	54	37	17	31.5	29.4	11.8	23.5	35.3
ILLITERATE	73	48	25	34.2	52.0	16.0	28.0	4.0

TABLE VIII  
 TIME SERVED IN PRISON  
 PRIOR TO PAROLE  
 1976-1977

TIME SERVED BEFORE PAROLE	TOTAL	DISCHARGED	VIOLATED	PER CENT VIOLATED	TYPE OF VIOLATION			
					FELONY	MISDEMEANOR	BROKE REGULATION	ABSCONDED
1 YEAR OR LESS	279	230	49	17.6	36.7	12.2	18.4	32.7
OVER 1 YEAR, LESS THAN 3	656	474	182	27.7	37.9	17.6	15.9	28.6
3 YEARS, LESS THAN 5	276	151	125	45.3	28.0	16.8	21.6	33.6
5 YEARS, LESS THAN 7	99	44	55	55.6	34.5	10.9	21.8	32.7
7 YEARS, LESS THAN 9	30	17	13	43.3	53.8	7.7	23.1	15.4
9 YEARS, LESS THAN 12	36	22	14	38.9	50.0	21.4	7.1	21.4
12 YEARS, LESS THAN 15	25	18	7	28.0	42.9	28.6		28.6
15 YEARS, LESS THAN 18	22	14	8	36.4	25.0	25.0	12.5	37.5
18 YEARS, LESS THAN 20	7	3	4	57.1	25.0	50.0	25.0	
20 YEARS, LESS THAN 26	2	1	1	50.0				100.0
26 YEARS, LESS THAN 30	4	1	3	75.0		33.3	33.3	33.3
OVER 30 YEARS	2	2						

TABLE IX  
 TIME REMAINING TO BE SERVED  
 ON SENTENCE WHEN PAROLED  
 1976-1977

TIME REMAINING	TOTAL	DISCHARGED	VIOLATED	PER CENT VIOLATED	TYPE OF VIOLATION			
					FELONY	MISDEMEANOR	BROKE REGULATION	ABSCONDED
1 YEAR OR LESS	286	225	61	21.3	41.0	9.8	16.4	32.8
OVER 1 YEAR, LESS THAN 3	504	355	149	29.6	31.5	14.8	20.1	33.6
3 YEARS, LESS THAN 5	335	229	106	31.6	40.6	21.7	14.2	23.6
5 YEARS, LESS THAN 7	116	59	57	49.1	31.6	14.0	19.3	35.1
7 YEARS, LESS THAN 9	65	34	31	47.7	32.3	9.7	25.8	32.3
9 YEARS, LESS THAN 12	44	26	18	40.9	16.7	22.2	16.7	44.4
12 YEARS, LESS THAN 15	21	10	11	52.4	45.5	27.3	18.2	9.1
15 YEARS, LESS THAN 18	14	8	6	42.9	33.3	16.7	33.3	16.7
18 YEARS, LESS THAN 20	10	6	4	40.0	25.0	25.0	25.0	25.0
20 YEARS, LESS THAN 26	12	6	6	50.0	50.0	16.7	16.7	16.7
26 YEARS, LESS THAN 30	7	4	3	42.9	66.7			33.3
OVER 30 YEARS	5	4	1	20.0		100.0		
LIFE	19	11	8	42.1	25.0	37.5	12.5	25.0

TABLE X  
 TIME ON PAROLE BEFORE  
 VIOLATION OR DISCHARGE  
 1976-1977

	TOTAL OF ALL DISCHARGES AND VIOLATORS	DISCHARGED	PER CENT OF ALL DISCHARGED	VIOLATED	PER CENT OF ALL VIOLATORS
6 MONTHS OR LESS	132	14	1.4	118	25.6
7 - 12 MONTHS	503	340	34.8	163	35.4
13 - 18 MONTHS	264	186	19.0	78	16.9
19 - 30 MONTHS	255	203	20.8	52	11.3
31 - 48 MONTHS	173	138	14.1	35	7.6
49 - 60 MONTHS	35	29	3.0	6	1.3
MORE THAN 60 MONTHS	71	62	6.3	9	2.0
DIED ON PAROLE	5	5	.5		

TABLE XI  
 MARITAL STATUS AT  
 TIME OF PAROLE  
 1976-1977

MARITAL STATUS	TOTAL	DISCHARGED	VIOLATED	PER CENT VIOLATED	TYPE OF VIOLATION			
					FELONY	MISDEMEANOR	BROKE REGULATION	ABSCONDED
SINGLE	822	531	291	35.4	37.8	17.5	16.5	28.2
MARRIED, LIVING WITH SPOUSE	231	186	45	19.5	31.1	22.2	24.4	22.2
SEPARATED	194	133	61	31.4	32.8	14.8	24.6	27.9
DIVORCED	153	93	60	39.2	26.7	10.0	15.0	48.3
WIDOW(ER)	36	33	3	8.3	33.3		33.3	33.3
NO INFORMATION	2	1	1	50.0				100.0



TABLE XII  
TOTAL LENGTH OF SENTENCE AT  
TIME OF PAROLE (INCLUDING  
ADDITIONAL SENTENCES AFTER  
ORIGINAL COMMITMENT)  
1976-1977

TOTAL LENGTH OF SENTENCE	TOTAL	DISCHARGED	VIOLATED	PER CENT VIOLATED	TYPE OF VIOLATION				
					FELONY	MISDEMEANOR	BROKE REGULATION	ABSCONDED	
UNDER 1 YEAR	10	7	3	30.0	100.0				
1 YEAR	42	34	8	19.0	25.0	12.5			62.5
2 YEARS	159	130	29	18.2	41.4	10.3	10.3		37.9
3 YEARS	192	148	44	22.9	43.2	13.6	20.5		22.7
4 YEARS	186	139	47	25.3	34.0	8.5	19.1		38.3
5 YEARS	246	169	77	31.3	29.9	18.2	22.1		29.9
6-9 YEARS	257	166	91	35.4	36.3	19.8	16.5		27.5
10-14 YEARS	146	77	69	47.3	29.0	20.3	20.3		30.4
15-19 YEARS	64	29	35	54.7	40.0	14.3	8.6		37.1
20-24 YEARS	48	27	21	43.8	19.0	9.5	33.3		38.1
25-29 YEARS	32	15	17	53.1	47.1	17.6	23.5		11.8
30-39 YEARS	18	12	6	33.3	50.0	16.7	16.7		16.7

TABLE XII  
TOTAL LENGTH OF SENTENCE AT  
TIME OF PAROLE (INCLUDING  
ADDITIONAL SENTENCES AFTER  
ORIGINAL COMMITMENT)  
1976-1977 (Continued)

TOTAL LENGTH OF SENTENCE	TOTAL	DISCHARGED	VIOLATED	PER CENT VIOLATED	TYPE OF VIOLATION			
					FELONY	MISDEMEANOR	BROKE REGULATION	ABSCONDED
40-49 YEARS	2	1	1	50.0			100.0	
50-59 YEARS	9	7	2	22.2	50.0	50.0		
60-69 YEARS	7	4	3	42.9	33.3	33.3		33.3
70-79 YEARS								
80-89 YEARS								
90 YEARS AND OVER								
LIFE	20	12	8	40.0	25.0	37.5	12.5	25.0

TABLE XIII  
 CHURCH MEMBERSHIP  
 AT TIME OF COMMITMENT  
 1976-1977

CHURCH MEMBERSHIP	TOTAL	DISCHARGED	VIOLATED	PER CENT VIOLATED	TYPE OF VIOLATION			
					FELONY	MISDEMEANOR	BROKE REGULATION	ABSCONDED
ACTIVE MEMBER	80	68	12	15.0	33.3	16.7	16.7	33.3
INACTIVE MEMBER	548	399	149	27.2	34.9	15.4	15.4	34.2
NONMEMBER	810	510	300	37.0	35.0	17.0	19.7	28.3

TABLE XIV  
 WHERE LIVING ON PAROLE IN  
 RELATION TO WHERE OFFENSE  
 WAS COMMITTED  
 1976-1977

LOCATION	TOTAL	DISCHARGED	VIOLATED	PER CENT VIOLATED	TYPE OF VIOLATION			
					FELONY	MISDEMEANOR	BROKE REGULATION	ABSCONDED
SAME NEIGHBORHOOD OR COMMUNITY	846	582	264	31.2	39.4	15.9	19.3	25.4
ADJOINING COMMUNITY	330	238	92	27.9	30.4	23.9	13.0	32.6
IN DISTANT COMMUNITY	262	157	105	40.1	27.6	11.4	20.0	41.0

TABLE XV  
 WORK RECORD PRIOR  
 TO COMMITMENT  
 1976-1977

WORK RECORD	TOTAL	DISCHARGED	VIOLATED	PER CENT VIOLATED	TYPE OF VIOLATION			
					FELONY	MISDEMEANOR	BROKE REGULATION	ABSCONDED
REGULARLY EMPLOYED WITH FEW CHANGES	299	245	54	18.1	33.3	22.2	24.1	20.4
REGULARLY EMPLOYED WITH MANY CHANGES	230	190	40	17.4	25.0	17.5	20.0	37.5
IRREGULARLY EMPLOYED	718	443	275	38.3	36.0	17.1	17.1	29.8
ODD JOBS ONLY	110	57	53	48.2	41.5	3.8	18.9	35.8
STUDENT	22	17	5	22.7	40.0	40.0		20.0
NO WORK RECORD	59	25	34	57.6	29.4	17.6	17.6	35.3

TABLE XVI  
OCCUPATION AT COMMITMENT  
1976-1977

OCCUPATION	TOTAL	DISCHARGED	VIOLATED	PER CENT VIOLATED	TYPE OF VIOLATION			
					FELONY	MISDEMEANOR	BROKE REGULATION	ABSCONDED
PROFESSIONAL OR MANAGERIAL	9	7	2	22.2			50.0	50.0
OFFICE OR SALES PERSONNEL	44	33	11	25.0	54.5		9.1	36.4
SERVICE WORKER	87	69	18	20.7	27.8	22.2	16.7	33.3
SKILLED OR SEMI- SKILLED WORKER	293	227	66	22.5	30.3	13.6	24.2	31.8
FARMER OR FARM HAND	24	22	2	8.3	50.0	50.0		
MILITARY PERSONNEL	6	3	3	50.0	33.3	33.3		33.3
UNSKILLED LABORER	727	479	248	34.1	35.9	16.9	19.0	28.2
HOUSEWIFE	6	5	1	16.7				100.0
STUDENT	20	13	7	35.0	42.9	57.1		
NOT EMPLOYED	222	119	103	46.4	35.0	14.6	15.5	35.0

TABLE XVII  
HABITS: USE OF ALCOHOL  
AND DRUGS  
1976-1977

HABITS	TOTAL	DISCHARGED	VIOLATED	TYPE OF VIOLATION				
				PER CENT VIOLATED	FELONY	MISDEMEANOR	BROKE REGULATION	ABSCONDED
HEAVY DRINKER - NO RECORD OF DRUG USE	263	159	104	39.5	26.0	18.3	26.9	28.8
OCCASIONAL DRINKER - NO RECORD OF DRUG USE	487	368	119	24.4	50.4	18.5	7.6	23.5
NO LIQUOR HABIT KNOWN AND NO RECORD OF DRUG USE	268	188	80	29.9	30.0	16.3	17.5	36.3
DRUG ADDICT - NO LIQUOR HABIT KNOWN	136	91	45	33.1	40.0	15.6	17.8	26.7
DRUG ADDICT AND HEAVY DRINKER	65	38	27	41.5	22.2	18.5	18.5	40.7
DRUG ADDICT AND OCCASIONAL DRINKER	219	133	86	39.3	30.2	11.6	23.3	34.9

TABLE XVIII  
INTELLIGENCE  
1976-1977

INTELLIGENCE	IQ	TOTAL	DISCHARGED	VIOLATED	TYPE OF VIOLATION				
					PER CENT VIOLATED	FELONY	MISDEMEANOR	BROKE REGULATION	ABSCONDED
SEVERELY RETARDED	43-59	14	7	7	50.0	28.6	14.3	14.3	42.9
MODERATELY RETARDED	60-69	71	42	29	40.8	44.8	24.1	13.8	17.2
BORDERLINE	70-79	156	104	52	33.3	32.7	23.1	23.1	21.2
DULL NORMAL	80-89	291	190	101	34.7	34.7	17.8	19.8	27.7
NORMAL	90-109	628	431	197	31.4	33.0	15.7	18.3	33.0
BRIGHT NORMAL	110-119	194	145	49	25.3	32.7	8.2	12.2	46.9
SUPERIOR	120-128	31	27	4	12.9			50.0	50.0
NO TEST		53	31	22	41.5	59.1	13.6	13.6	13.6

TABLE XIX  
PREVIOUS JUVENILE RECORD  
1976-1977

JUVENILE RECORD	TOTAL	DISCHARGED	VIOLATED	PER CENT VIOLATED	TYPE OF VIOLATION			
					FELONY	MISDEMEANOR	BROKE REGULATION	ABSCONDED
YES	679	395	284	41.8	39.4	16.9	16.2	27.5
NO	478	387	91	19.0	33.0	18.7	19.8	28.6
NO INFORMATION	281	195	86	30.6	22.1	12.8	23.3	41.9

TABLE XX  
APPEARANCES BEFORE PAROLE  
BOARD PRIOR TO RECEIVING PAROLE  
1976-1977

NUMBER OF APPEARANCES	TOTAL	DISCHARGED	VIOLATED	PER CENT VIOLATED	TYPE OF VIOLATION			
					FELONY	MISDEMEANOR	BROKE REGULATION	ABSCONDED
ONE	924	670	254	27.5	36.2	16.1	16.1	31.5
TWO	378	235	143	37.8	35.0	18.2	14.7	32.2
THREE	69	36	33	47.8	33.3	18.2	33.3	15.2
FOUR OR MORE	67	36	31	46.3	25.8	9.7	35.5	29.0



TABLE XXI  
AGE AT FIRST CONVICTION  
FOR ANY CRIME  
1976-1977

AGE	TOTAL	DISCHARGED	VIOLATED	TYPE OF VIOLATION				
				PER CENT VIOLATED	FELONY	MISDEMEANOR	BROKE REGULATION	ABSCONDED
UNDER 14 YEARS	92	52	40	43.5	40.0	17.5	15.0	27.5
14 - 15	151	72	79	52.3	41.8	19.0	16.5	22.8
16 - 17	260	161	99	38.1	36.4	18.2	17.2	28.3
18 - 19	403	282	121	30.0	34.7	14.0	20.7	30.6
20 - 24	362	270	92	25.4	29.3	14.1	17.4	39.1
25 - 29	80	56	24	30.0	20.8	25.0	25.0	29.2
30 - 34	37	32	5	13.5	40.0		20.0	40.0
35 - 39	22	22						
40 - 44	11	11						
45 - 49	10	9	1	10.0				100.0
50 - 54	6	6						
55 - 59	3	3						
60 YEARS AND OVER	1	1						
NO INFORMATION								

TABLE XXII  
 AGE AT TIME OF COMMITMENT  
 TO VIRGINIA CORRECTIONAL SYSTEM  
 1976-1977

AGE	TOTAL	DISCHARGED	VIOLATED	PER CENT VIOLATED	TYPE OF VIOLATION			
					FELONY	MISDEMEANOR	BROKE REGULATION	ABSCONDED
14 - 15 YEARS	41	5	36	87.8	44.4	16.7	16.7	22.2
16 - 17	115	32	83	72.2	39.8	15.7	14.5	30.1
18 - 19	348	178	170	48.9	35.3	14.1	18.2	32.4
20 - 24	397	333	64	16.1	34.4	18.8	20.3	26.6
25 - 29	225	180	45	20.0	20.0	26.7	24.4	28.9
30 - 34	123	87	36	29.3	27.8	19.4	19.4	33.3
35 - 39	66	48	18	27.3	38.9	5.6	22.2	33.3
40 - 44	50	45	5	10.0	40.0	20.0		40.0
45 - 49	36	33	3	8.3	66.7			33.3
50 - 54	22	21	1	4.5				100.0
55 - 59	9	9						
60 YEARS AND OVER	6	6						

TABLE XXIII  
PREVIOUS ADULT CRIMINAL RECORD  
(DOES NOT INCLUDE JUVENILE RECORD)  
1976-1977

PREVIOUS ADULT CRIMINAL RECORD	TOTAL	DISCHARGED	VIOLATED	PER CENT VIOLATED	TYPE OF VIOLATION			
					FELONY	MISDEMEANOR	BROKE REGULATION	ABSCONDED
NONE	294	215	79	26.9	38.0	10.1	15.2	36.7
ARREST, PROBATION OR FINE	547	428	119	21.8	31.9	22.7	16.8	28.6
1 MINOR TERM SERVED	110	74	36	32.7	38.9	25.0	11.1	25.0
1 OR MORE MINOR TERMS SERVED	140	90	50	35.7	34.0	8.0	20.0	38.0
1 MAJOR TERM SERVED	93	52	41	44.1	41.5	14.6	19.5	24.4
1 MAJOR AND 1 MINOR TERM SERVED	39	26	13	33.3	38.5	23.1	7.7	30.8
1 MAJOR AND SEVERAL MINOR TERMS SERVED	67	30	37	55.2	24.3	24.3	29.7	21.6
2 OR MORE MAJOR TERMS SERVED	148	62	86	58.1	36.0	11.6	20.9	31.4

TABLE XXIV  
 SIZE AND TYPE OF COMMUNITY  
 INTO WHICH PAROLED  
 1976-1977

SIZE AND TYPE OF COMMUNITY	TOTAL	DISCHARGED	VIOLATED	TYPE OF VIOLATION				
				PER CENT VIOLATED	FELONY	MISDEMEANOR	BROKE REGULATION	ABSCONDED
RURAL	254	191	63	24.8	47.6	14.3	11.1	27.0
UNINCORPORATED SETTLEMENT	42	34	8	19.0	37.5	12.5	25.0	25.0
SMALL TOWN - UP TO 5,000	69	51	18	26.1	16.7	33.3	11.1	38.9
LARGER TOWN - 5,000 TO 20,000	122	90	32	26.2	15.6	21.9	28.1	34.4
CITY - 20,000 OR OVER	946	607	339	35.8	35.4	15.6	18.6	30.4
OUT-OF-STATE	5	4	1	20.0			100.0	

TABLE XXV  
 COMPOSITION OF HOUSEHOLD  
 INTO WHICH PAROLED  
 1976-1977

COMPOSITION OF HOUSEHOLD	TOTAL	DISCHARGED	VIOLATED	TYPE OF VIOLATION				
				PER CENT VIOLATED	FELONY	MISDEMEANOR	BROKE REGULATION	ABSCONDED
SPOUSE AND SELF, WITH OR WITHOUT CHILDREN OR RELATIVES	316	260	56	17.7	35.7	16.1	26.8	21.4
LIVING ALONE	270	161	109	40.4	22.0	13.8	18.3	45.9
LIVING WITH EMPLOYER	22	11	11	50.0	18.2		27.3	54.5
LIVING WITH PARENTS OR RELATIVES	830	545	285	34.3	40.4	18.2	16.1	25.3

TABLE XXVI  
 WORK RECORD ON PAROLE  
 1976-1977

WORK RECORD	TOTAL	DISCHARGED	VIOLATED	PER CENT VIOLATED	TYPE OF VIOLATION			
					FELONY	MISDEMEANOR	BROKE REGULATION	ABSCONDED
STEADY; SATISFIED WITH WORK	672	573	99	14.7	37.4	18.2	18.2	26.3
DISSATISFIED; MANY CHANGES	152	88	64	42.1	37.5	14.1	15.6	32.8
FREQUENTLY IDLE THROUGH NO FAULT OF OWN	145	108	37	25.5	32.4	16.2	24.3	27.0
FREQUENTLY IDLE BECAUSE OF OWN LAXITY	282	123	159	56.4	33.3	22.6	19.5	24.5
STEADY; DISSATISFIED WITH WORK	61	43	18	29.5	44.4	5.6	5.6	44.4
NONE	126	42	84	66.7	32.1	7.1	17.9	42.9

TABLE XXVII  
 PERSONAL CONTACTS BETWEEN PAROLEE  
 AND PAROLE AGENT FIRST MONTH  
 1976-1977

NUMBER OF CONTACTS	TOTAL	DISCHARGED	VIOLATED	PER CENT VIOLATED	TYPE OF VIOLATION			
					FELONY	MISDEMEANOR	BROKE REGULATION	ABSCONDED
ONE	520	369	151	29.0	37.7	13.2	11.9	37.1
TWO	456	308	148	32.5	35.8	16.9	17.6	29.7
THREE	227	158	69	30.4	29.0	23.2	26.1	21.7
FOUR OR MORE	192	110	82	42.7	31.7	18.3	24.4	25.6
NONE	43	32	11	25.6	45.5		18.2	36.4

TABLE XXVIII  
 PERSONAL CONTACTS BETWEEN PAROLEE  
 AND PAROLE AGENT SECOND TO  
 SIXTH MONTH  
 1976-1977

NUMBER OF CONTACTS	TOTAL	DISCHARGED	VIOLATED	PER CENT VIOLATED	TYPE OF VIOLATION			
					FELONY	MISDEMEANOR	BROKE REGULATION	ABSCONDED
ONE	105	72	33	31.4	30.3	9.1	9.1	51.5
TWO	187	134	53	28.3	28.3	17.0	13.2	41.5
THREE	175	124	51	29.1	29.4	15.7	19.6	35.3
FOUR OR MORE	866	604	262	30.3	39.7	19.8	20.6	19.8
NONE	85	41	44	51.8	34.1	4.5	15.9	45.5
NOT APPLICABLE	20	2	18	90.0	11.1	11.1	16.7	61.1



TABLE XXIX  
PERSONAL CONTACTS BETWEEN PAROLEE  
AND PAROLE AGENT SEVENTH TO  
TWELFTH MONTH  
1976-1977

NUMBER OF CONTACTS	TOTAL	DISCHARGED	TYPE OF VIOLATION					
			VIOLATED	PER CENT VIOLATED	FELONY	MISDEMEANOR	BROKE REGULATION	ABSCONDED
ONE	111	78	33	29.7	42.4	18.2	12.1	27.3
TWO	147	112	35	23.8	34.3	11.4	25.7	28.6
THREE	187	154	33	17.6	30.3	33.3	12.1	24.2
FOUR OR MORE	740	579	161	21.8	46.0	18.0	19.3	16.8
NONE	121	40	81	66.9	39.5	12.3	11.1	37.0
NOT APPLICABLE	132	14	118	89.4	16.1	13.6	22.9	47.5

TABLE XXX  
 PERSONAL CONTACTS BETWEEN PAROLEE  
 AND PAROLE AGENT THIRTEENTH TO  
 EIGHTEENTH MONTH  
 1976-1977

NUMBER OF CONTACTS	TOTAL	DISCHARGED	VIOLATED	TYPE OF VIOLATION				
				PER CENT VIOLATED	FELONY	MISDEMEANOR	BROKE REGULATION	ABSCONDED
ONE	88	66	22	25.0	31.8	18.2	18.2	31.8
TWO	103	81	22	21.4	63.6	22.7	4.5	9.1
THREE	122	103	19	15.6	47.4	5.3	21.1	26.3
FOUR OR MORE	360	283	77	21.4	39.0	20.8	23.4	16.9
NONE	128	88	40	31.3	47.5	7.5	7.5	37.5
NOT APPLICABLE	637	356	281	44.1	29.2	16.7	19.2	34.9

TABLE XXXI  
 PERSONAL CONTACTS BETWEEN PAROLEE  
 AND PAROLE AGENT NINETEENTH TO  
 THIRTIETH MONTH  
 1976-1977

NUMBER OF CONTACTS	TOTAL	DISCHARGED	TYPE OF VIOLATION					
			VIOLATED	PER CENT VIOLATED	FELONY	MISDEMEANOR	BROKE REGULATION	ABSCONDED
ONE	53	42	11	20.8	63.6			36.4
TWO	48	45	3	6.3			33.3	66.7
THREE	64	51	13	20.3	46.2	30.8	7.7	15.4
FOUR OR MORE	311	258	53	17.0	32.1	24.5	22.6	20.8
NONE	61	39	22	36.1	27.3	22.7	4.5	45.5
NOT APPLICABLE	901	542	359	39.8	34.8	15.0	19.2	30.9

TABLE XXXII  
 PERSONAL CONTACTS BETWEEN PAROLEE  
 AND PAROLE AGENT THIRTY-FIRST TO  
 FORTY-EIGHTH MONTH  
 1976-1977

NUMBER OF CONTACTS	TOTAL	DISCHARGED	TYPE OF VIOLATION					
			VIOLATED	PER CENT VIOLATED	FELONY	MISDEMEANOR	BROKE REGULATION	ABSCONDED
ONE	23	20	3	13.0	33.3	33.3		33.3
TWO	29	26	3	10.3	33.3	33.3		33.3
THREE	26	23	3	11.5	66.7			33.3
FOUR OR MORE	172	143	29	16.9	24.1	34.5	17.2	24.1
NONE	31	19	12	38.7	50.0			50.0
NOT APPLICABLE	1,157	746	411	35.5	35.0	15.6	19.2	30.2

TABLE XXXIII  
 PERSONAL CONTACTS BETWEEN PAROLEE  
 AND PAROLE AGENT FORTY-NINTH TO  
 SIXTIETH MONTH  
 1976-1977

NUMBER OF CONTACTS	TOTAL	DISCHARGED	VIOLATED	PER CENT VIOLATED	TYPE OF VIOLATION			
					FELONY	MISDEMEANOR	BROKE REGULATION	ABSCONDED
ONE	7	7						
TWO	4	3	1	25.0		100.0		
THREE	11	10	1	9.1	100.0			
FOUR OR MORE	78	68	10	12.8	20.0	40.0	10.0	30.0
NONE	7	4	3	42.9	33.3			66.7
NOT APPLICABLE	1,331	885	446	33.5	35.2	15.9	18.6	30.3

TABLE XXXIV  
 OFFENSE AT LAST CONVICTION  
 PRIOR TO PAROLE  
 1976-1977

OFFENSE	TOTAL	DISCHARGED	VIOLATED	PER CENT VIOLATED	TYPE OF VIOLATION BROKE			
					FELONY	MISDEMEANOR	REGULATION	ABSCONDED
MURDER, ATTEMPTED MURDER, MANSLAUGHTER	163	128	35	21.5	22.9	25.7	22.9	28.6
RAPE, ATTEMPTED, STATUTORY	53	39	14	26.4	14.3	42.9	7.1	35.7
ROBBERY, ATTEMPTED ROBBERY	247	137	110	44.5	34.5	17.3	20.0	28.2
ASSAULT, MALICIOUS, FELONIOUS MAIMING, MAYHEM, CUTTING, SHOOTING, WOUNDING	99	77	22	22.2	36.4	18.2	18.2	27.3
BURGLARY, BREAK AND ENTER	367	234	133	36.2	37.6	18.8	12.0	31.6
ARSON	12	11	1	8.3	100.0			
LARCENY (EXCEPT AUTO)	127	84	43	33.9	44.2	4.7	11.6	39.5
AUTO THEFT	23	13	10	43.5	40.0			60.0

TABLE XXXIV  
 OFFENSE AT LAST CONVICTION  
 PRIOR TO PAROLE  
 1976-1977 (Continued)

OFFENSE	TOTAL	DISCHARGED	VIOLATED	PER CENT VIOLATED	TYPE OF VIOLATION			
					FELONY	MISDEMEANOR	BROKE REGULATION	ABSCONDED
OTHER OFFENSES AGAINST PROPERTY	19	10	9	47.4	44.4		22.2	33.3
FORGERY	75	44	31	41.3	45.2	9.7	22.6	22.6
SODOMY AND UNNATURAL ACTS	5	4	1	20.0			100.0	
OTHER OFFENSES AGAINST DECENCY AND GOOD ORDER	5	5						
VIOLATION OF LIQUOR LAWS	1	1						
VIOLATION OF NARCOTIC LAWS	222	174	48	21.6	22.9	16.7	33.3	27.1
OTHER OFFENSES	20	16	4	20.0	50.0		50.0	

TABLE XXXV  
 TYPE OF OFFENSE FOR WHICH  
 RE-COMMITTED FOR FELONY VIOLATIONS  
 1976-1977

OFFENSE	NUMBER	PERCENTAGE
MURDER, ATTEMPTED MURDER, MANSLAUGHTER	8	5.0
RAPE, ATTEMPTED, STATUTORY	2	1.2
ROBBERY, ATTEMPTED ROBBERY	38	23.6
ASSAULT, MALICIOUS, FELONIOUS MAIMING, MAYHEM, CUTTING, SHOOTING, WOUNDING	8	5.0
BURGLARY, BREAK AND ENTER	50	31.1
ARSON	1	.6
LARCENY (EXCEPT AUTO)	19	11.8
AUTO THEFT	4	2.5



**CONTINUED**

**1 OF 2**

TABLE XXXV  
 TYPE OF OFFENSE FOR WHICH  
 RE-COMMITTED FOR FELONY VIOLATIONS  
 1976-1977 (Continued)

OFFENSE	NUMBER	PERCENTAGE
OTHER OFFENSES AGAINST PROPERTY	4	2.5
FORGERY	14	8.7
SODOMY AND UNNATURAL ACTS		
OTHER OFFENSES AGAINST DECENCY AND GOOD ORDER		
VIOLATION OF LIQUOR LAWS		
VIOLATION OF NARCOTIC LAWS	11	6.8
OTHER OFFENSES	2	1.2
TOTAL	161	

**APPENDIX I  
CLARIFICATION OF DATA COLLECTION PROCEDURES**

According to the Division of Probation and Parole Services, there were 1,459 persons discharged from parole supervision during fiscal 1977. Data for this report was supplied on only 1,438 of these discharges. The narrative analysis and the tables, therefore, do not reflect the missing twenty-one persons. Table I is the only table which has been adjusted to reflect the total group of persons discharged during the fiscal year.

Parole code sheets come to the Bureau of Research, Reporting and Evaluation from the parole officers of each respective district. They are edited for missing or invalid data. The Bureau of Electronic Data Processing provides data entry services, editing and production of a report containing the aggregate statistics.

**APPENDIX II  
 DIRECTORY OF VIRGINIA PROBATION AND PAROLE OFFICES**

<b>DISTRICT</b>	<b>LOCATION</b>	<b>AREAS SUPERVISED</b>
1	<p>3220 West Cary Street, 2nd Floor            Richmond, Virginia 23221</p> <p>Sub-Office, District 1            3911 Hull Street Road            Richmond, Virginia 23234</p> <p>Sub-Office, District 1            5805 School Road            Richmond, Virginia 23228</p>	<p>City of Richmond            County of Henrico</p>
2	<p>Room 102, Courts Building, Civic Center            100 St. Paul's Boulevard            Norfolk, Virginia 23510</p>	<p>City of Norfolk</p>
3	<p>Judicial Building A., 2nd Floor            Portsmouth Civic Center            601 Crawford Street            Portsmouth, Virginia 23704</p>	<p>Cities of Portsmouth            and Chesapeake</p>
4	<p>Court House, P. O. Box 27            Accomack, Virginia 23301</p>	<p>Counties of Accomack and            and Northampton</p>
5	<p>P. O. Box 181 - Route 227 - Virginia Street            Urbanna, Virginia 23175</p>	<p>Counties of Essex, Gloucester,            King &amp; Queen, King William,            Lancaster, Mathews, Middlesex,            Northumberland, Richmond, and            Westmoreland</p>
6	<p>524 North Main Street            P. O. Box 356 - Room 205            Suffolk, Virginia 23434</p>	<p>City of Suffolk/Counties of            Southampton and Isle of Wight</p>

DISTRICT	LOCATION	AREAS SUPERVISED
7	Room 306, Virginia Mutual Building East Franklin Street Petersburg, Virginia 23803	Cities of Hopewell, Petersburg; Counties of Amelia, Brunswick, Dinwiddie, Greensville, Nottoway, Powhatan, Prince George, Surry, and Sussex
8	P. O. Box 124 Halifax, Virginia 24558	Counties of Halifax, Lunenburg, Mecklenburg
9	612 East Jefferson Street Charlottesville, Virginia 22901	City of Charlottesville; Counties of Albemarle, Fluvanna, Goochland and Louisa
10	Room 300, 1400 North Uhle Street Arlington, Virginia 22201	City of Alexandria/County of Arlington
11	102 Kidd Lane Front Royal, Virginia 22630	City of Winchester/Counties of Clark, Frederick, Loudoun, Page, Shenandoah
12	5 South Augusta Street, 2nd Floor P. O. Box 238 Staunton, Virginia 24401	Cities of Buena Vista, Clifton Forge, Staunton, and Waynesboro; Counties of Alleghany, Augusta, Bath, Highland, Rockbridge and Rockingham
13	Allied Arts Building, Tenth Floor Eighth and Church Streets P. O. Box 332 Lynchburg, Virginia 24505	City of Lynchburg; Counties of Amherst, Campbell, and Nelson
14	Sherwood Shopping Center P. O. Box 1378 Danville, Virginia 24541	City of Danville; County of Pittsylvania

DISTRICT	LOCATION	AREAS SUPERVISED
15	Room 301, Carlton Terrace Building 920 South Jefferson Street Roanoke, Virginia 24016	Cities of Roanoke and Salem; Counties of Botetourt, Craig, and Roanoke
16	140 South First Street—Box 388 Wytheville, Virginia 24382	Counties of Bland, Carroll, Giles, Grayson, Pulaski, Tazewell and Wythe
17	640 West Main Street, Drawer E. Abingdon, Virginia 24210	City of Bristol; Counties of Russell, Smyth, and Washington
18	Courthouse—Box 127 Wise, Virginia 24923	Cities of Buchanan, Dickenson, Lee, Scott, and Wise
19	223 28th Street P. O. Box 314 Newport News, Virginia 23607	Cities of Newport News and Poquoson; Counties of Charles City, James City, New Kent and York
	Sub-Office 638 Merrimac Trail Williamsburg, Virginia 23185	City of Williamsburg
20	Courthouse Building - Room 107 P. O. Box 254 Bedford, Virginia 24523	City of Bedford; Counties of Bedford, and Franklin
21	111 England Street Ashland, Virginia 23005	City of Fredericksburg; Counties of Caroline, Hanover, King George, Spotsylvania and Stafford
22	P. O. Box 786—Collinsville Plaza Collinsville, Virginia 24078	Cities of Martinsville and Collinsville; Counties of Henry and Patrick

DISTRICT	LOCATION	AREAS SUPERVISED
23	Room 16, Virginia Beach Circuit Court Bldg. Princess Anne Station Virginia Beach, Virginia 23456	Virginia Beach
24	P. O. Box 271 Prince Edward County Courthouse Bldg. Farmville, Virginia 23901	Farmville
25	87 Rear West Lee Highway Warrenton, Virginia 22186	Counties of Loudoun, Fauquier, and Rappahannock
26	Culpeper Co. Circuit Court Building 135 West Cameron Street Room 110 Culpeper, Virginia 22701	Counties of Culpeper, Madison, Greene and Orange
27	P. O. Box 169 Chesterfield, Virginia 23832	County of Chesterfield, City of Colonial Heights
28	Municipal Building 619 2nd Street Radford, Virginia 24141	City of Radford; Counties of Floyd and Montgomery
29	3251 Old Lee Highway Suite 404 Fairfax, Virginia 22030	Cities of Fairfax and Falls Church; Counties of Fairfax and Prince William
	Sub-Office 9410 North Battle Street 2nd Floor Manassas, Virginia 22110	Cities of Manassas and Manassas Park
30	Hampton Courthouse Building P. O. Box 53 Hampton, Virginia 23669	City of Hampton

**APPENDIX III  
DEFINITIONS RELATIVE TO PERSONS DISCHARGED FROM PAROLE  
AND PERSONS VIOLATING PAROLE**

- I. PERSON VIOLATING PAROLE** --- For purpose of this report, a person violating parole is defined as:
- a. An individual who is being charged with failing to comply with one or more conditions of their parole; or
  - b. An individual who has failed to comply with one or more conditions of their parole, and has had their parole revoked.

The types of violations are as follows:

- a. **FELONY** - The parolee has been convicted of an offense which carries a sentence of at least one year in the Virginia Correctional System.
- b. **MISDEMEANOR** - The parolee has been convicted of an offense that carries a maximum sentence of twelve months in jail.
- c. **BROKE REGULATION** - The parolee has violated one or more of the technical conditions of their parole.
- d. **ABSCONDER** - A person who has broken contact with the parole officer and whose whereabouts are unknown.

- II. PERSON DISCHARGED FROM PAROLE** --- The individual has satisfactorily complied with the terms of his or her parole and has been released from parole supervision.

- III. VIOLATION RATE** --- In any particular category, the violation rate is calculated as:

$$\frac{PV}{PV + PD} = VR$$

Where PV = Parole Violators

PD = Parole Discharges

VR = Violation Rate

Violation rates are expressed as percentages.



**END**