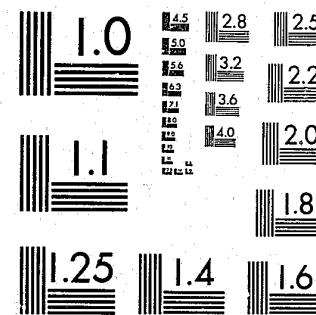


National Criminal Justice Reference Service

**ncjrs**

This microfiche was produced from documents received for inclusion in the NCJRS data base. Since NCJRS cannot exercise control over the physical condition of the documents submitted, the individual frame quality will vary. The resolution chart on this frame may be used to evaluate the document quality.



MICROCOPY RESOLUTION TEST CHART  
NATIONAL BUREAU OF STANDARDS-1963-A

Microfilming procedures used to create this fiche comply with the standards set forth in 41CFR 101-11.504.

Points of view or opinions stated in this document are those of the author(s) and do not represent the official position or policies of the U. S. Department of Justice.

National Institute of Justice  
United States Department of Justice  
Washington, D. C. 20531

DATE FILMED

June 15, 1981

# ANNUAL STATISTICAL REPORT 1978



AUSTIN  
TEXAS

POLICE DEPARTMENT

6148/18419

## AUSTIN CITY COUNCIL

Mayor

Carole Keeton McClellan

Council Members

Lee Cooke

Richard Goodman

Betty Himmelblau

Ron Mullen

Jimmy Snell

John Trevino, Jr.

City Manager

Dan H. Davidson



## City of Austin

Founded by Congress, Republic of Texas, 1839

Police Department, 700 East 7th Street, Austin, Texas 78701 Telephone 512 / 476-3541

NCJRS

SEP 10 1979

ACQUISITIONS

Mr. Dan H. Davidson  
City Manager  
City Manager's Office  
Municipal Building, Room 100  
Austin, Texas 78701

Dear Mr. Davidson:

Index crime continued a national upward trend in the United States and in Austin during 1978. The statistics submitted in this annual report disclose a 5% increase in total index crimes. The increase was due largely to the rise in violent crimes. Murder jumped 15% and robbery 24% over the 1977 index crime figures. In the property crimes, burglary showed a 5% decrease. The department's clearance rate for index crimes in 1978 was 26% which is slightly lower than the 28% clearance rate in 1977.

To assist in combating the increase in serious crime, Special Services, Uniform Patrol Division and Criminal Investigation Division are utilizing special techniques with support from the Crime Analysis Unit to concentrate on specific crime problems. The Career Criminal Identification Unit funded through LEAA in conjunction with the District Attorney's Career Criminal Prosecution Unit will be beneficial in removing the career criminal from the streets.


During 1978, I established twelve committees to deal with various aspects of departmental policy and operations. This committee structure, coordinated by the majors, is designed to give all members of the department a representative voice in APD operations.

Also during 1978, mid-management opportunities for career police officers was up-graded with the creation of the Senior Sergeant position.

You and the City Council demonstrated your fine support for the police department through the successful bond issue providing the necessary funds for a badly needed police building. I look forward to working with you and the council in a continued effort to achieve our mutual goals and objectives for 1978/80.

Sincerely,

Frank Dyson  
Chief of Police



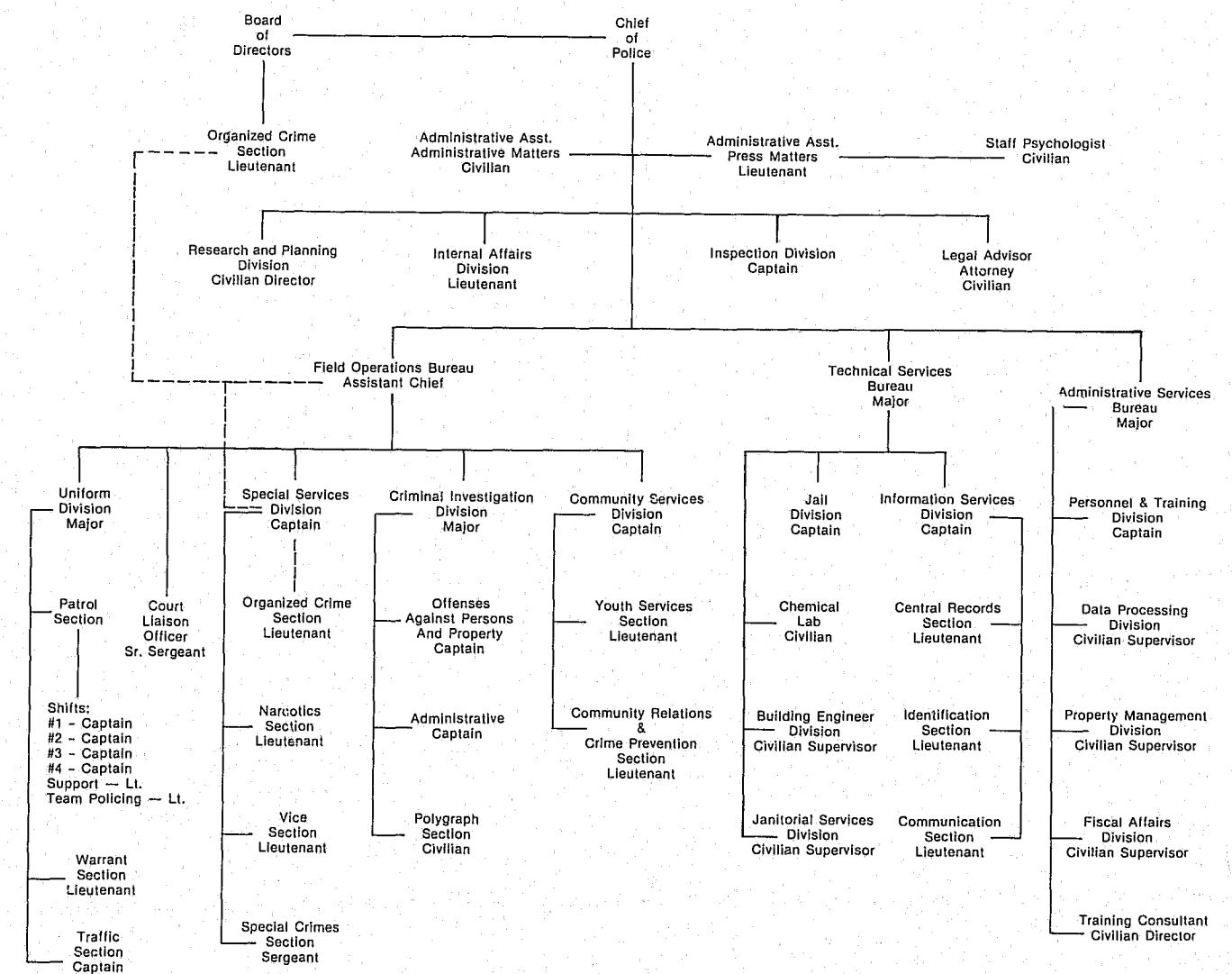
### Senior Patrolman Ralph Ablanedo

Born: April 27, 1952

Commissioned: April 27, 1973

Slain: May 18, 1978

# AUSTIN POLICE DEPARTMENT



**budget appropriations, 1978-1979**

	Total Budget	Percent of Budget		Total Budget	Percent of Budget
STAFF SERVICES	\$ 846,514	5.1	CRIMINAL INVESTIGATION DIVISION	2,020,369	12.3
Chief's Office			Auto Theft		
Court Coordinator			Burglary		
Internal Affairs			Forgery		
Research & Planning			General Assignment		
ADMINISTRATIVE SERVICES	804,731	4.9	Homicide		
Data Processing			Robbery		
Fiscal Affairs			Theft		
Property Management					
PERSONNEL AND TRAINING	483,066	2.9	SPECIAL SERVICES	1,054,085	6.4
TECHNICAL SERVICES	458,617	2.8	Narcotics/Vice		
Chemical Lab			Special Crimes		
Building Services					
UNIFORM DIVISION	7,973,514	48.2	COMMUNITY SERVICES	698,218	4.2
Patrol Section			JAIL OPERATIONS	627,938	3.8
Traffic Section			INFORMATION SERVICES	1,562,363	9.4
Warrant Section			Central Records		
Team Policing			Communications		
			Identification		

80.9% — Salaries

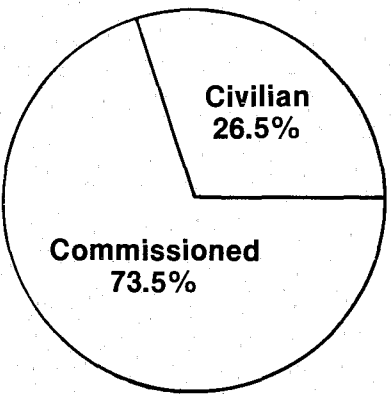
17.0% — Operating Expenses

2.1% — Capital Outlay

80.9% Wages and Salaries	\$ 13,374,584
17.0% Operation and Maintenance	2,925,993
Less External Funds	(120,194)
Operating Total	16,180,383
2.1% Capital Outlay	349,032
Grand Total	\$ 16,529,415

**RESOURCES**

**actual strength**



**sworn personnel changes**

Total Applicants	470
Background Investigations	178
Officers Employed	91
Officers Terminated:	
Resigned	22
Retired	5
Killed in line of duty	1
Dismissed	1
Increase in Personnel	63

	CHIEF	ASST. CHIEF	MAJOR	CAPTAIN	LIEUTENANT	SENIOR SGT.	SERGEANT	P. O.	CIVILIAN	PART TIME	TOTAL	%
Staff Services	1	1	1		2	1	2	5	15		28	3.8
Administration Services									27		27	3.7
Personnel & Training				1	2	1	2	6	4	1	16	2.2
Technical Services			1						21	1	22	3.0
Uniform Division			1	5	7	32	4	307	7		363	49.5
Criminal Investigation Division			1	2	9	7	54		8		81	11.1
Special Services				1	4	5	11	17	3		41	5.6
Community Services				1	2	3	9	12	2		29	4.0
Jail Operations				1	4				31		36	4.9
Information Services				1	3	9			76		89	12.2
TOTAL	1	1	4	12	33	58	82	347	194	2	732	100%
AUTHORIZED	1	1	4	12	33	58	82	347	206	2	744	—



# CRIMES AND ARRESTS

## index crime

Category	Offenses			Clearances			
	1977	1978	% Change	1977		1978	
				Total	%	Total	%
Murder	33	38	+ 15	31	94	32	84
Rape	187	194	+ 4	151	81	170	88
Robbery	512	635	+ 24	463	90	362	57
Aggravated Assault	528	549	+ 4	466	88	506	92
Burglary	7,243	6,886	- 5	1,803	25	1,393	20
Theft	13,796	15,079	+ 9	3,812	28	3,513	23
Auto Theft	1,237	1,341	+ 8	470	38	389	29
TOTAL	23,536	24,722	+ 5	7,196	28	6,365	26

## part i arrests — 1978

OFFENSE	TOTAL 1977	TOTAL 1978	CHANGE	SEX	AGE											RACE					Cases Filed
					17 and Under	18-23	24-29	30-34	35-39	40-44	45-49	50-54	55-59	60-64	65 and Over	Total	White	Black	Latin	Other	
Murder	34	54	+ 59%	Male	9	18	10	2	2	4	1				1	47					21
				Female	1	2	3			1					7	10	14	30			
					3	26	21	3	5	1	1				60						
Rape	55	60	+ 9%	Female													17	21	22	18	
Robbery	171	181	+ 6%	Male	39	67	38	11	6	1	3					165					61
				Female	3	11		1	1						16	61	76	43	1		
					36	57	32	24	15	7	7	4		3	1	186					
Aggr. Assault	214	205	- 4%	Female	1	9	3	2			2	2			19	72	80	53		72	
Burglary	758	712	- 6%	Male	327	231	68	36	8	2	1		2		1	676					516
				Female	14	17	3	1	1						36	320	191	197	4		
					769	619	304	126	72	29	24	19	8	2	22	1,994					
Larceny	3,095	3,145	+ 2%	Female	412	353	172	77	51	33	10	17	9	9	8	1,151	1,533	920	658	34	1,507
Auto Theft	208	247	+ 19%	Male	127	56	19	9	6	4	1	1	1	1		225					215
				Female	13	7	2								22	130	54	62	1		
					89	240	147	60	20	9	12	8	5	1	5	596					
Other Assaults	741	678	- 9%	Female	15	28	14	10	7	2	5	2			82	302	180	195	1	115	
TOTAL	5,276	5,282	+ .1%	Male	1,399	1,314	639	271	134	57	50	32	16	7	30	3,949					2,575
				Female	459	427	197	91	60	36	16	21	9	9	8	1,333	2,445	1,536	1,260	41	

## part ii arrests — 1978

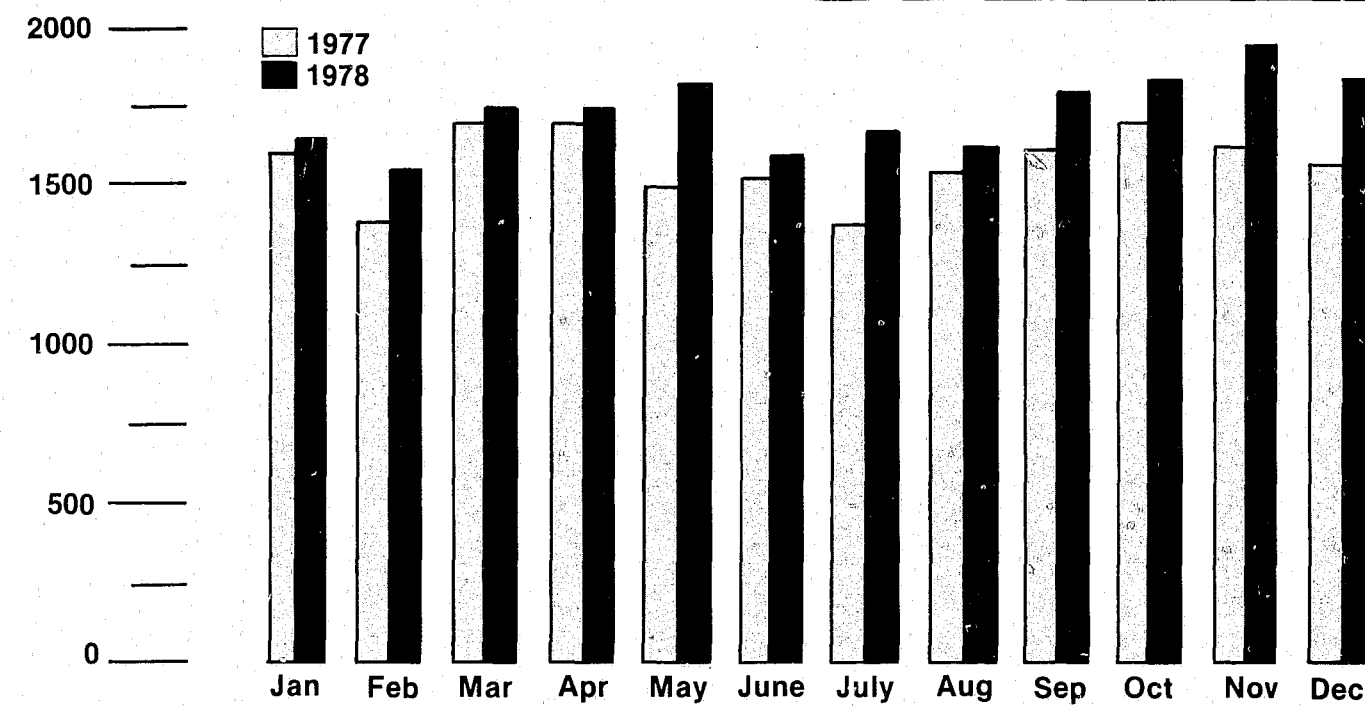
OFFENSE	TOTAL 1978	SEX	17 and Under	AGE											RACE				Cases Filed
				18-23	24-29	30-34	35-39	40-44	45-49	50-54	55-59	60-64	65 and Over	Total	White	Black	Latin	Other	
Arson	19	Male	10	3		2								15					16
		Female	1		1	1		1						4	9	1	9		
Forgery	166	Male	11	32	36	18	9	5	1	2	1			115					84
		Female	7	17	14	11	1	1						51	74	75	17		
Fraud	3	Male		1		1								2					
		Female				1								1	2	1			
Embezzlement	1	Male			1									1					
		Female															1		
Stolen Property: Buying, Receiving, Possession	2	Male	1		1									2					2
		Female													1	1			
Vandalism	387	Male	104	132	64	19	11	4	7		2		1	344					183
		Female	12	12	5	6	4	2	1	1				43	194	89	101	3	
Weapons: Carrying, Possession, etc.	375	Male	50	113	78	39	19	12	4	12	8	2	2	339					108
		Female	3	11	6	5	4	5	1	1				36	149	115	111		

## part ii, arrests, continued

OFFENSE	TOTAL 1978	SEX	AGE												RACE					Cases Filed
			17 and Under	18-23	24-29	30-34	35-39	40-44	45-49	50-54	55-59	60-64	65 and Over	Total	White	Black	Latin	Other		
Prostitution and Commer. Vice	118	Male	4	14	16	5	3	1						43						
		Female	5	32	27	8	2	1						75	50	54	9	5	69	
Sex Offenses (Except Rape)	51	Male	3	13	18	8	1	1	1	2	1	2	1	51						
		Female													32	9	9	1	14	
Drug Abuse Violations—(Total)	1,496	Male	127	544	366	99	39	8	5	2		1		1,191						
		Female	29	154	92	17	9	4						305	1,081	194	220	2	552	
Marijuana	940	Male	112	399	211	48	19	2	2	2		1		796						
		Female	21	72	36	9	4	2						144	644	144	150	2		
Opium, Cocaine Derivatives	148	Male	2	25	44	20	10	1	1					103						
		Female	1	19	18	5	2							45	97	8	43			
Syn. Nar. (Mfg., Nar., i.e. Demerol)	353	Male	13	114	89	29	7	4	2					258						
		Female	7	51	31	3	3							95	301	29	23			
Other (Dangerous Non-Nar. i.e. Benzadrine)	55	Male		6	22	2	3	1						34						
		Female		12	7			2						21	39	12	4			
Gambling—Total	41	Male	6	3	4	2	3	3	3	5	5		1	35						
		Female			1		1	3	1					6	13	24	4		6	
Bookmaking (Horse & Sport Bk.)	3	Male		2								1		3						
		Female													3					
Nos. & Lottery	2	Male			1					1				2						
		Female															2			
All Other Gambling	36	Male	6	1	3	2	3	3	3	4	4		1	30						
		Female			1		1	3	1					6	10	24	2			
Offenses Against Family & Children	2	Male	2											2						
		Female															2			
Driving Under the Influence	1,443	Male	30	403	302	161	107	71	79	63	47	15	17	1,295						
		Female	2	48	38	15	15	13	9	5	1	1	1	148	899	141	402	1	1,549	
Liquor Laws	112	Male	65	10	6	6	3		1	1				92						
		Female	16	2	1				1					20	56	12	44		60	
Drunkenness	4,342	Male	183	924	697	482	340	224	299	319	226	180	159	4,033						
		Female	26	94	53	36	27	26	12	16	9	3	7	309	2,129	534	1,665	14		
Disorderly Conduct	577	Male	67	184	89	42	23	13	11	11	7	4	1	452						
		Female	24	33	32	15	6	5	2	2	4	1	1	125	266	165	143	3		
All Other Offenses (Except Traffic)	1,952	Male	231	633	399	180	98	54	43	27	5	4	4	1,678						
		Female	107	71	48	20	9	12	6	1				274	907	399	639	7	1,288	
Curfew and Loitering Law Violations	95	Male	82											82						
		Female	13											13	34	19	40	2		
Runaways	249	Male	117											117						
		Female	132											132	149	38	61	1		
TOTAL	11,431	Male	1,093	3,009	2,077	1,064	656	396	454	444	302	208	186	9,889						
		Female	377	474	318	135	78	73	33	26	14	5	9	1,542	6,067	1,872	3,453	39	3,931	

# TRAFFIC

total motor vehicle collisions by month



	1977	1978	Percent Change
Persons Killed	42	51	+ 21.4%
Persons Injured	5,950	6,740	+ 13.2
Pedestrians Killed	8	8	None
Pedestrians Injured	190	166	- 12.6
Fatal Collisions	40	43	+ 7.5
Injury Collisions	4,132	4,662	+ 12.8
Property Damage Collisions	14,455	8,846	- 38.8
Total Major Collisions	*18,627	13,551	- 27.2
Moving Violation Citations	79,887	73,822	- 7.5
Parking Violation Citations	207,323	190,719	- 8.0
Warning Violation Citations	45,266	30,104	- 33.4

\*Damage rating of Major Collisions went to \$250 damage instead of \$25.00, thus the decrease in Major Collisions.



**moving violation arrests and citations**

Offense	1977	1978
Violations Contributing to Collisions	9,216	9,397
Speeding	22,680	19,340
Fail to Yield Right of Way	2,954	2,977
Wrong Way on One Way	681	567
Illegal Overtaking	847	880
Stop Sign	2,782	2,502
Traffic Signal	6,317	5,740
Following too Closely	143	79
Illegal Turns	4,940	4,817
Other Hazardous	461	362
Driving While Intoxicated (DWI)	1,666	1,543
Illegal Lights	252	245
Illegal Brakes	106	128
Other Non-Hazardous	35,846	34,476
Driving While License Suspended (DWLS)	207	153
Parking: Police	32,007	17,716
Parking: Parkaidettes	144,647	131,509
Parking: Other	30,669	41,494
Warnings	45,266	30,104
Others	5	13
TOTALS	332,476	294,645

**contributing circumstances**

	1977		1978	
Speeding over Limit	18,699	43.0%	15,562	40.1%
Speeding under Limit, unsafe	3,981	9.2	3,778	9.7
Right of Way to Vehicle	2,954	6.8	2,977	7.7
Disregard Stop Sign, Light	2,782	6.4	2,502	6.4
Disregard Stop and Go Signal	6,317	14.5	5,740	14.8
Disregard Flashing Yellow	0	.0	0	.0
Improper Turn Violations	4,940	11.4	4,817	12.4
Wrong Side Not Passing	282	.6	147	.4
Wrong Way on One Way Road	399	.9	420	1.1
Following too Closely	143	.3	79	.2
Overtaking and Passing	847	2.0	880	2.3
No Signal or Wrong Signal	62	.1	51	.1
Improper Start from Parked	204	.5	153	.4
Fail to Yield to Pedestrian	9	.0	9	.0
Improper Parking	0	.0	2	.0
Driving under Influence	1,666	3.8	1,544	4.0
Other Violations	191	.5	159	.4
TOTAL	43,476	100.0%	38,820	100.0%

**collisions**

Fatal Collisions	43	.2%
P.I. Collisions	4,662	22.5
P.D. Collisions	8,846	42.7
Total Major Collisions	13,551	65.4
Total Minor Collisions	7,167	34.6
Total All Collisions	20,718	100.0%
Collisions Arrest Made	6,818	50.3%
Collisions No Arrests	6,733	49.7
Total Collisions	13,551	100.0%

**age of drivers (male and female)**

25-34	6,848	28.3%
20-24	6,416	26.5
35-44	2,566	10.6
45-54	1,729	7.1
18-19	2,191	9.0
55-64	1,264	5.2
Not Stated	1,067	4.4
65-74	724	3.0
17	707	2.9
75 Yrs. and Over	268	1.1
16	350	1.5
15 Yrs. and Under	86	.4
TOTAL	24,216	100.0%

**race and sex**

White Male	10,887	45.0%
White Female	6,250	25.8
Black Male	1,926	8.0
Black Female	929	3.8
Mexican American Male	2,184	9.0
Mexican American Female	876	3.6
Other Male	138	.6
Other Female	56	.2
Unknown	970	4.0
TOTAL	24,216	100.0%

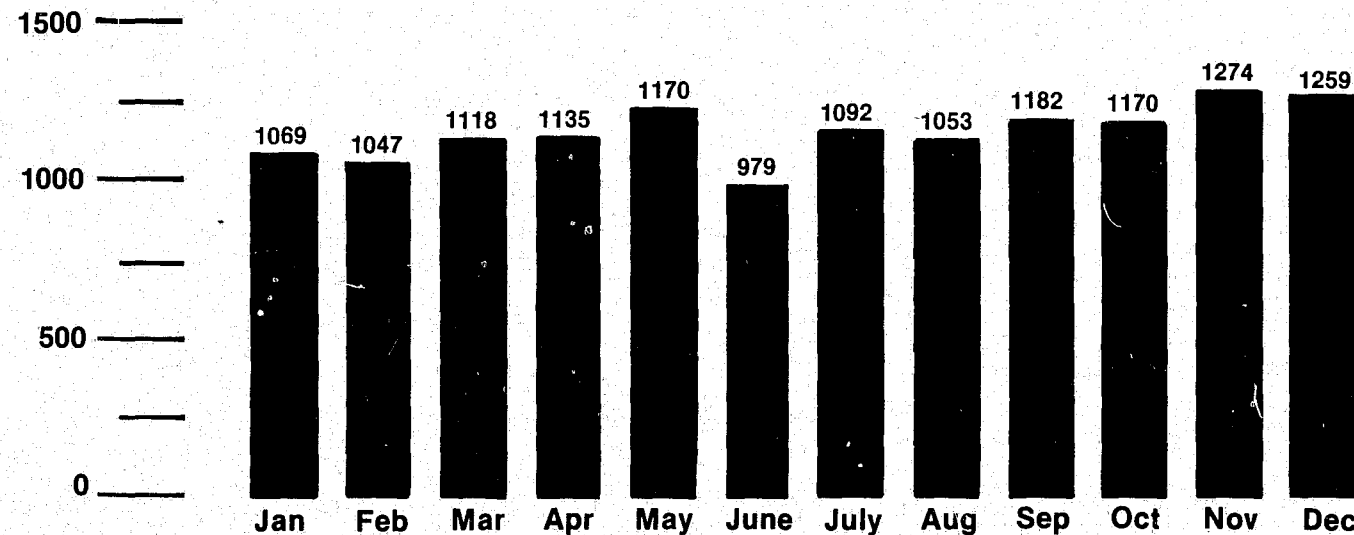
**enforcement**

DWI Arrests	1,544	1.5%
Other Hazardous	37,276	35.9
Total Hazardous	38,820	37.4
Non-Hazardous	35,002	33.7
Total Warnings	30,104	28.9
Total Traffic	103,926	100.0%

11,342	29.2%
12,764	32.9
3,459	8.9
2,135	5.5
4,437	11.4
1,281	3.3
508	1.3
675	1.7
1,318	3.4
222	.6
542	1.4
137	.4
38,820	100.0%

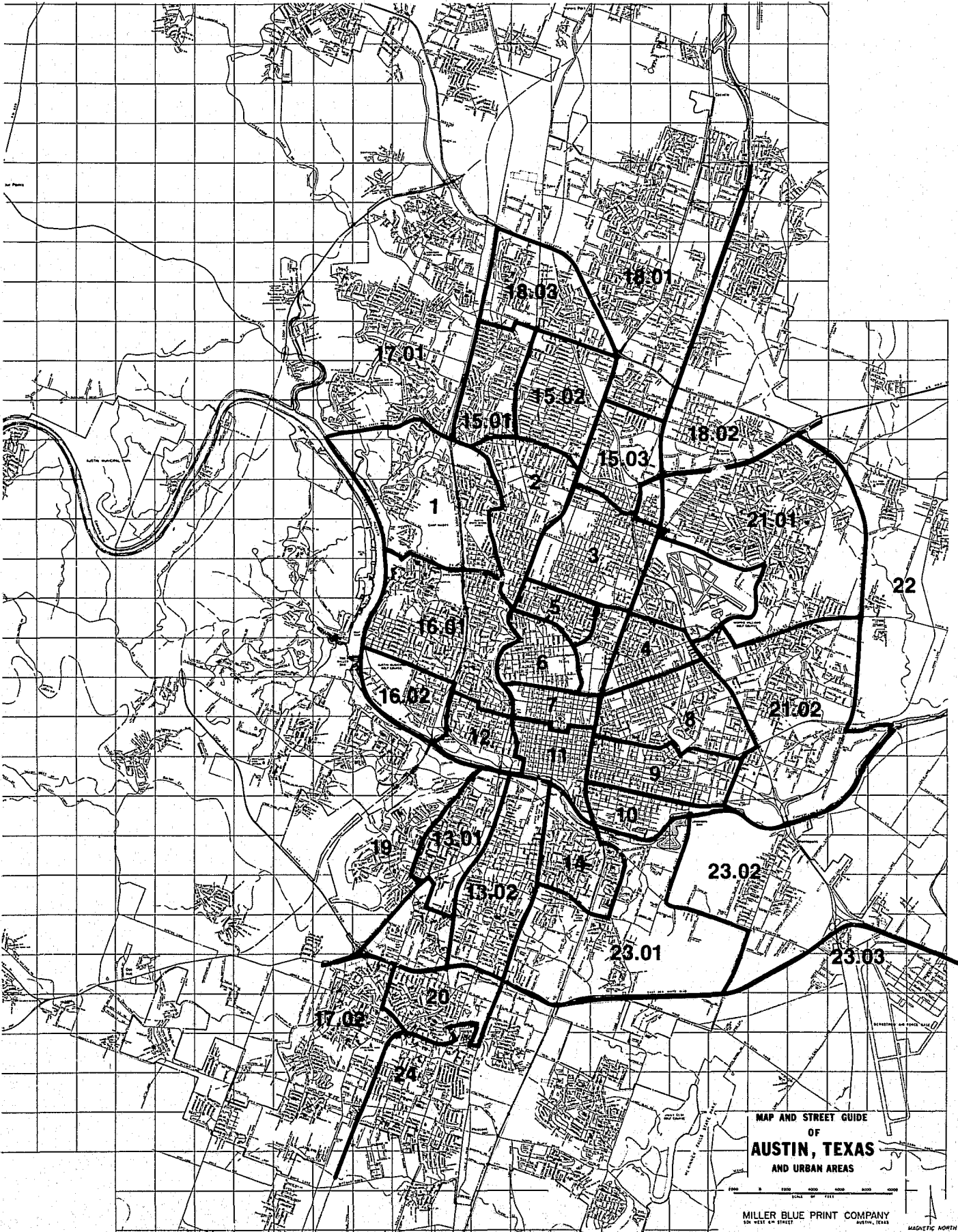
22,807	58.8%
9,128	23.5
3,032	7.8
1,117	2.9
1,649	4.2
452	1.2
262	.7
60	.1
313	.8
38,820	100.0%

**collisions by month**



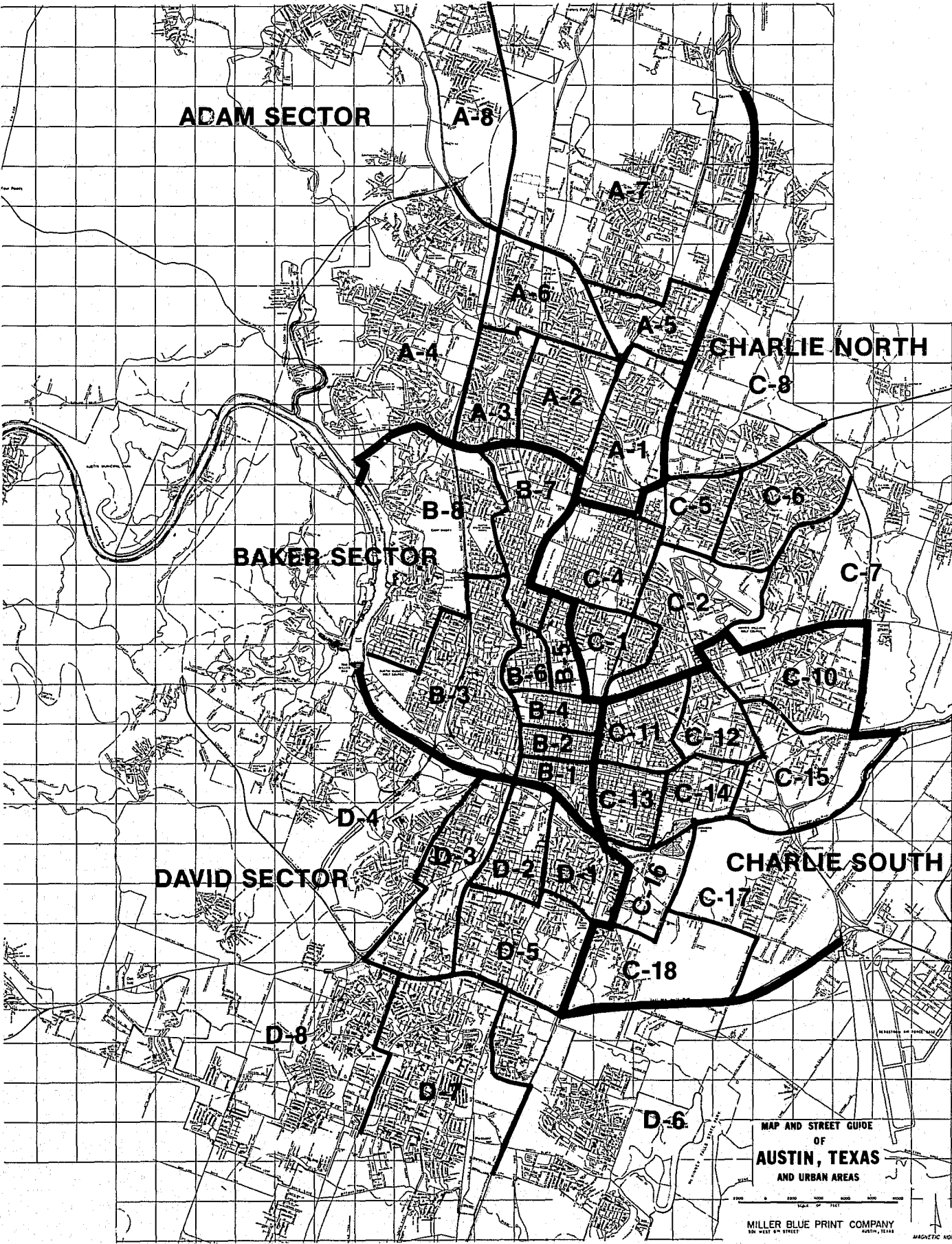
# DEPARTMENTAL ACTIVITY BY CENSUS TRACT

Census Tract	Offenses		Custody Arrests		Radio Dispatched Calls	Traffic Citations	Total	Percent
	Part 1	Part 2	16 & under	17 & over				
1	243	276	10	52	1,622	369	2,572	.9
2	975	1,056	55	536	5,767	3,234	11,623	3.9
3	998	1,173	47	434	5,943	3,265	11,860	4.1
4	809	600	40	275	4,270	2,228	8,222	2.9
5	230	189	4	68	1,296	418	2,205	.7
6	905	971	24	791	6,420	5,645	14,756	5.0
7	457	622	22	374	3,324	2,968	7,767	2.6
8	1,877	1,299	166	1,121	8,113	2,505	15,081	5.1
9	1,228	1,303	208	1,303	8,064	4,602	16,708	5.7
10	402	458	79	315	2,700	477	4,431	1.5
11	1,418	3,309	241	2,918	9,525	5,145	22,556	7.6
12	386	321	23	146	2,371	1,278	4,525	1.6
13	1,967	1,981	157	980	11,802	5,735	22,622	7.7
14	539	629	43	287	3,816	1,872	7,186	2.4
15	1,276	1,460	99	572	7,929	3,952	15,288	5.2
16	508	515	39	136	3,299	1,104	5,601	1.9
17	1,651	1,464	224	461	8,575	4,665	17,040	5.8
18	3,420	2,894	268	1,128	17,388	7,700	32,798	11.1
19	335	305	17	88	1,439	455	2,639	.9
20	723	641	69	234	3,922	1,950	7,539	2.6
21	3,220	2,525	491	1,301	13,958	4,678	26,173	8.9
22	226	189	12	46	1,020	113	1,606	.5
23	2,431	2,107	147	1,226	11,254	5,029	22,195	7.5
24	1,114	1,195	87	270	6,392	2,442	11,500	3.9
204	1	1	0	0	1	0	3	*
TOTALS:	27,339	27,483	2,572	15,062	150,210	71,829	294,492	100.0



# OFFENSES REPORTED BY SECTOR

Offense	Adam Sector (Northwest) App. Population: 72,225	Baker Sector (Central) App. Population: 49,755	Charlie North (Northeast) App. Population: 63,558	Charlie South (Southeast) App. Population: 50,397	David Sector (Southwest) App. Population: 85,065
Index Crimes:					
Murder	1	6	4	18	12
Rape	19	40	34	65	49
Robbery	96	102	120	193	140
Agg. Asslt.	62	83	62	265	85
Burglary	1,309	1,195	1,145	1,664	1,597
Theft	3,377	2,965	2,474	3,066	3,163
Auto Theft	329	349	245	334	318
Total Index Crimes:	5,193	4,740	4,084	5,605	5,364
Index Crimes per 1,000 pop.:	71.9	95.3	64.3	111.2	63.1
Non-Indexed Crimes:					
Non-Indexed Crimes per 1,000 pop.:	71.8	157.9	64.3	130.3	77.7
Total Offenses Reported:	10,378	12,601	8,466	12,171	11,972
Total Offenses per 1,000 pop.:	143.7	253.3	133.2	241.5	140.7





## OFFENSES REPORTED BY DISTRICT

### adam sector

District No.	Murder	Rape	Robbery	Aggravated Assault	Burglary	Theft	Motor Vehicle Theft	Total Index	Total Non-Index	Total Combined
1		2	27	9	188	1,059	60	1,345	908	2,253
2		3	18	9	205	303	39	577	784	1,361
3			2	3	49	175	13	242	427	669
4	1	4	10	5	138	310	35	503	575	1,078
5		5	12	13	185	287	40	542	560	1,102
6		1	8	9	125	570	50	763	768	1,531
7		4	12	8	293	522	69	908	857	1,765
8			7	6	126	151	23	313	306	619
Totals:	1	19	96	62	1,309	3,377	329	5,193	5,185	10,378

### baker sector

District No.	Murder	Rape	Robbery	Aggravated Assault	Burglary	Theft	Motor Vehicle Theft	Total Index	Total Non-Index	Total Combined
1	3	4	20	22	109	377	65	600	779	1,379
2		12	18	13	94	504	56	697	2,720	3,417
3		3	9	8	249	416	67	752	774	1,526
4		4	6	4	81	296	30	421	683	1,104
5		2	7	2	106	267	23	407	410	817
6		5	11	6	185	415	33	655	884	1,539
7	3	9	19	26	265	486	56	864	1,180	2,044
8		1	12	2	106	204	19	344	431	775
Totals:	6	40	102	83	1,195	2,965	349	4,740	7,861	12,601

### charlie north sector

District No.	Murder	Rape	Robbery	Aggravated Assault	Burglary	Theft	Motor Vehicle Theft	Total Index	Total Non-Index	Total Combined
1		5	11	4	125	233	17	395	330	725
2		5	22	17	194	327	38	603	727	1,330
4		2	27	9	201	461	45	745	889	1,634
5	1	2	6	4	104	267	26	410	470	880
6	1	4	15	6	137	358	26	547	534	1,081
7		6	14	12	221	285	36	574	628	1,202
8	2	10	25	10	163	543	57	810	804	1,614
Totals:	4	34	120	62	1,145	2,474	245	4,084	4,382	8,466

### charlie south sector

District No.	Murder	Rape	Robbery	Aggravated Assault	Burglary	Theft	Motor Vehicle Theft	Total Index	Total Non-Index	Total Combined
10	1	6	12	29	187	227	18	480	623	1,103
11	5	9	41	53	263	580	28	979	928	1,907
12	2	10	10	32	221	305	35	615	713	1,328
13	4	11	54	65	315	508	77	1,034	1,527	2,561
14	3	5	12	26	94	169	21	330	526	856
15		4	12	17	123	195	18	369	460	829
16		12	28	18	215	755	97	1,125	891	2,016
17	3	3	13	20	147	191	23	400	621	1,021
18		5	11	5	99	136	17	273	277	550
Totals:	18	65	193	265	1,664	3,066	334	5,605	6,566	12,171

### david sector

District No.	Murder	Rape	Robbery	Aggravated Assault	Burglary	Theft	Motor Vehicle Theft	Total Index	Total Non-Index	Total Combined
1	1	5	13	7	158	288	43	515	683	1,198
2	2	10	28	11	208	364	72	695	959	1,654
3	2	9	15	12	275	472	52	837	867	1,704
4		3	2	1	91	200	15	312	331	643
5	3	7	33	16	235	585	46	925	1,282	2,207
6		3	14	14	192	245	31	499	626	1,125
7	3	10	28	17	261	567	39	925	1,225	2,150
8	1	2	7	7	177	442	20	656	635	1,291
Totals:	12	49	140	85	1,597	3,163	318	5,364	6,608	11,972



# CRIMINAL INVESTIGATION DIVISION

## motor vehicle thefts by month

Month	Actual Offenses	Total Motor Vehicles Recovered	Cases Cleared by Arrest
January	97	70	18
February	83	65	32
March	101	75	22
April	90	58	19
May	93	52	17
June	114	47	17
July	125	73	28
August	122	72	26
September	119	73	26
October	98	51	19
November	115	43	17
December	124	83	20
Unknown	1	1	0
TOTAL	1,282	763	261

## offenses against persons

Offense	Arrests	Cases Filed
Murder	54	21
Rape	60	18
Robbery	181	61
Aggravated Assault	205	72
Forgery	166	84
Sex Offenses	51	14
TOTAL	717	270

## theft offenses, by type

	Actual Cases	Clearances	% Cleared
Felony Theft	923	179	19%
Burglary of Vehicle	2,256	179	8%
Theft from Auto	513	20	4%
Theft of Auto Parts	1,676	79	5%
Theft of Bicycle	1,156	77	7%
All Other Thefts	8,555	2,979	35%
TOTAL:	15,079	3,513	23%

## burglary by month and day, 1978

Month	Sun.	Mon.	Tues.	Wed.	Thu.	Fri.	Sat.	Total
January	100	89	96	86	93	97	78	639
February	35	86	51	66	79	101	77	495
March	60	64	91	87	85	99	76	562
April	69	91	61	75	82	98	97	573
May	73	99	73	78	69	93	76	561
June	67	58	50	47	92	100	71	485
July	96	106	59	75	78	76	96	586
August	60	74	79	103	75	120	86	597
September	55	68	86	86	75	130	108	608
October	81	86	67	74	68	117	85	578
November	50	72	85	93	112	95	85	592
December	75	81	86	71	62	143	92	610
TOTAL	821	974	884	941	970	1,269	1,027	6,886

## property loss by type and value

Type of Property	Value of Property Stolen	Received
Currency, Notes, Etc.	\$1,098,900	\$ 129,285
Jewelry, Precious Metals	458,425	47,847
Clothing and Furs	90,509	17,236
Locally Stolen		
Motor Vehicles	2,764,166	1,936,639
Office Equipment	56,935	1,510
Televisions, Radios, Cameras, etc.	640,318	9,873
Firearms	80,969	76,072
Household Goods	167,346	3,724
Consumable Goods	25,104	3,710
Livestock	6,965	1,375
Miscellaneous	1,002,998	344,781
TOTAL:	\$6,392,635	\$2,572,052

## method of entry

1. Passkey	174
2. Locked Door	2
3. Unlocked Door	492
4. Unlocked Window	526
5. Forced Door	2,557
6. Forced Window	1,966
7. Transom	0
8. Skylight	2
9. Other (Forced)	348
10. Unknown	818
11. Jalousie Windows	1
TOTAL	6,886

## burglary by census tract

Census Tract	Number	Census Tract	Number
1	66	13	553
2	277	14	152
3	241	15	359
4	253	16	163
5	84	17	442
6	196	18	811
7	76	19	91
8	481	20	195
9	310	21	708
10	90	22	83
11	199	23	522
12	117	24	330
TOTAL: 6,886			

\*87 Burglaries tract unknown

## polygraph

Quarter	Number of Tests Administered
1st	71
2nd	59
3rd	73
4th	77
TOTAL	280

Cases cleared for year: 26

Money and/or property recovered for year: \$1,050

## special services

### Narcotics:

	Amount Seized	Cases Filed
Marijuana	5,294.61 pounds	839
Heroin	3.54 pounds	66
Cocaine	6.56 pounds	85
Hashish	10.50 pounds	35
Methamphetamine	4.36 pounds	177

### Vice:

	Cases Filed
Prostitution	118
Gambling	38
Liquor Violations	67

## special crimes

Search and Arrest Warrants Served — 35

Arrests — Felony — 46  
Misdemeanor — 12

## research and planning

General Orders Issued	3
General Orders Amended	3
Special Orders Issued	58
Surveys Completed:	
APD — Initiated	2
National	18
Major Research Projects	4
Reports:	
Police Activity Summaries	314
Crime Analysis Bulletins/Reports	327

## organized crime

### 193 Felony Arrests — Narcotics, Burglary, Theft

#### Drug Seizures

Marijuana	1,014 lbs.
Heroin	6 grams
Cocaine	2.66 lbs.
Methamphetamine	1 lbs. ½ oz.
Hashish	5 grams
LSD	20 hits
Mescaline	6 grams
Pharmaceutical Drugs	51,500 doses

Value of seized and recovered property and money:  
\$497,000.00.

## internal affairs

Total Complaints Received — 1978 336

IAD Investigated Complaints 125

Shift Referrals 211

#### Disposition:

Sustained	35	(26.93%)
Not Sustained	63	(48.46%)
Unfounded	17	(13.08%)
Exonerated	10	( 7.70%)
Cancelled*	5	( 3.83%)

\*Complainant either requested complaint be cancelled or affidavit prepared and complainant refused/failed to sign.

#### Penalties:

Resignations	2
Oral Reprimand	20
Official Reprimand	4
Disciplinary Suspension	7
Indefinite Suspension	1
Termination	1

## identification

Total Persons Fingerprinted	8,718
Total Prisoners Fingerprinted	6,240
Field Trips, Total	2,058
Total Eliminations and Identifications	570
Applicants Reprinted and Processed	257
Prisoners Reprinted and Processed	4,432
Inquiries Checked	637
Latents and/or Suspects Compared	143,400
Transcripts Prepared	11,290
Fingerprint Cards Filed	7,961
Total Index Cards on File, December 31	586,311

## communications

Total Radio Dispatched Calls, 1978: 154,461

## leaving the scene

Total Leaving the Scene Cases	2,198
Total Cases Inactivated	895
Total Cases Cleared	1,120 (51%)

## chemistry laboratory

Total number Narcotic, Drug, Marijuana cases submitted for analysis:	1,584
Total number preliminary analysis Narcotic, Drug, Marijuana cases submitted to identify compound for filing of charges:	1,020
Total number Non-Drug cases submitted for analysis:	72
Total breathalyzer DWI cases certified:	991
Total number Breathalyzer Operators re-certified September, 1977:	30

## warrants

Warrants on Hand January 1, 1978	20,703
Warrants Received During 1978	24,608
TOTAL	45,311
Warrants Cleared in 1978	25,965
Warrants on Hand December 31, 1978	19,346
Warrants Cleared by Warrant Office	11,593
Warrants Cleared by Patrolmen	8,053
Warrants Called for by Court Personnel	2,673
Warrants Returned to Court For Dismissal	4,571
Warrants Cleared by Other Agencies	75

## jail

Total Persons Booked,  
Age 17 and Over, 1978: 15,620

## training and personnel

Prospective Cadet Applicants	470
Cadet Exams Given	252
Passed Written Exam	201
Failed Written Exam	51
Failed Oral Board	75
Physically Disqualified	7
Cadets Accepted into Police Academy	91
Cadet Vacancies Filled	91

## central records

Collision Reports Processed, 1978	25,455
Offense Reports Processed, 1978	74,912
Miscellaneous Incident Reports Processed, 1978	101,553

**community services**

<b>Crime Prevention &amp; Community Relations</b>	
Police & Courts Building Tours	190
Total Contacts	3,342
Special Identification Cards Issued	603
Speaking Engagements	712
Total Attendance	29,954
Total Visits to Schools, Recreation Areas	1,993
Total Contacts	23,610
Crime Prevention Surveys (Business and Residential)	350
Storefront Contacts	22,196
Storefront Advisory Council Meetings	20
Vehicle Inspections, Bicycles Registered	94
Other Contacts (Displays, Canvas-sing, Surveys, Interviews, Referrals)	42,664
Brochure Distribution	66,323
Police and Civilian Awards Presented	50
Operation Identification Participants to Date	11,650
Police Buddy, Police Action Project and Other Riders	995

**Youth Services**

Disposition of juveniles, excluding neglect and traffic cases:	
Handled within Department and Released	1,039
Referred to Juvenile Court/Probation	1,446
Referred to Criminal or Adult Court	11
TOTAL	2,496

**profile of apd officer education**

Number of officers with 60 college hours or more:	100
Number of Associate Degrees	11
Number of Bachelor's Degrees	111
Number of Master's Degrees	3

**retirements in 1978**

Tommy J. Allen (Sgt. Investigator)	12/30/78
Burch Biggerstaff (Major)	12/30/78
Walter Carlson (Lieutenant)	12/31/78
Harland Moore (Captain)	12/30/78
Leonard Vandermast (Sgt. Investigator)	09/25/78

**AUSTIN POLICE CODE OF ETHICS**

As a law enforcement officer, my fundamental duty is to serve mankind; to safeguard lives and property; to protect the innocent against deception, the weak against oppression or intimidation, and the peaceful against violence or disorder; and to respect the constitutional rights of all men to liberty, equality, and justice.

I will keep my private life unsullied as an example to all; maintain courageous calm in the face of danger, scorn or ridicule; develop self-restraint; and be constantly mindful of the welfare of others. Honest in thought and deed in both my personal and official life, I will be exemplary in obeying the laws of the land and the regulations of my Department. Whatever I see or hear of a confidential nature or that is confided to me in my official capacity will be kept ever secret unless revelation is necessary in the performance of my duty.

I will never act officiously or permit personal feelings, prejudices, animosities, or friendships to influence my decisions, with no compromise for crime and with relentless prosecution of criminals, I will enforce the law courteously and appropriately without fear or favor, malice or ill will, never employing unnecessary force or violence and never accepting gratuities.

I recognize the badge of my office as a symbol of public faith, and I accept it as a public trust to be held so long as I am true to the ethics of the Police Service. I will constantly strive to achieve these objectives and ideals, dedicating myself before God to my chosen profession — Law Enforcement.

**Our Creed**

*"Courtesy, Honesty, Personal Integrity  
and at all times fair dealings"*

**END**