

annual report '78-'79



6507
10259

MUNICIPAL COURT

Department of Court Administration
The City of Oklahoma City

NCJRS

FEB 26 1980

ACQUISITIONS

Annual Report
January 31, 1980

Prepared by the Department of Court Administration

Jana L. Bagwell, Court Administrator
Duane D. Osmus, Administrative Specialist
Mildred Shepherd, Administrative Secretary
Aleece Clabes, Chief Probation Officer
Jerry Herron, Court Operations Supervisor
Marcia Snead, Administrative Aide-Time Pay
Stacey Davis, Traffic Court of Record Supervisor
Margaret Perkins, Parking Operations Supervisor
Viola Pyle, Criminal Court Supervisor
Joanne Williams, Court of Record-Jury Division Supervisor

MUNICIPAL COURTS OF THE CITY OF OKLAHOMA CITY

Presiding Municipal Judge
Edward B. Dycus

Associate Municipal Judge
Albert V. Alexander
Terry A. Pendell
Rees T. Evans

Court Administrator
Jana L. Bagwell

MUNICIPAL COURT BUILDING
700 COUCH DRIVE 73102
January 31, 1980

Telephone
Area Code 405
Judicial
231-2671
Administrative
231-2673

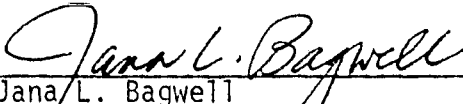
PREFACE


This is the third annual report issued by the Department of Court Administration concerning the Oklahoma City Municipal Court System's workload and accomplishments for Fiscal Year 1978-79. Preparation of an annual report is a recommended procedure established by the National Advisory Commission on Criminal Justice Standards and Goals.¹

The Municipal Court System is divided into seven (7) divisions.² These include Judicial, Administration, Traffic Court of Record, Municipal Court of Record-Jury Division, Municipal Criminal Court, Probation and Legal Assistance. The Municipal Judges are appointed to two year terms by the City Council. The Legal Assistance division operates under the auspices of the Legal Aid of Western Oklahoma, Inc. The remaining divisions come under the administrative responsibility of the Court Administrator who is appointed by the City Manager.

This report contains a departmental summary with an organizational chart reflecting the departmental activities as a whole. The report also includes budgeted funds, a brief program description, major accomplishments, and activities for each of the three courts, the probation division, and the legal assistance division.

The final quarter of the year was spent preparing documentation for new courthouse facilities, upgrading of the Criminal Justice electronic data processing system and reorganization of court operations. The Department also assisted the League of Women Voters in preparatory work for the establishment of a Court Watcher's program in Municipal Courts.


Jana L. Bagwell
Court Administrator


Edward B. Dycus
Presiding Municipal Judge

¹"Report on Courts," National Advisory Commission on Criminal Justice Standards and Goals, Standard 10.3, p.202.

²The FY 79-80 budget proposal realigned the Municipal Courts into four (4) divisions: Administration, Judicial, Probation and Court Operations.

Table of Contents

Court Administration Department - Departmental Summary

Organizational Structure

Ten Year Summary of Operations

I. ADMINISTRATION DIVISION

Administration - Budget and Program Description 5

Legal Assistance/Public Defender - Budget and Program Description

Activities for Fiscal Year

Legal Assistance/Own Recognizance - Budget and Program Description

Activities for Fiscal Year

II. JUDICIAL DIVISION

Judicial - Budget and Program Description 11

III. PROBATION DIVISION

Probation - Budget and Program Description 12

Activities for Fiscal Year

Offenses Involved in Probation Activity

IV. COURT OPERATIONS DIVISION

Court Operations Supervision - Budget and Program Description . . . 19

Traffic and Parking - Budget and Program Description 20

Summary of Activities (Five Years)

Activities for Fiscal Year

Court Arraignment Activity

Court Trial Activity Summary

Monthly Random Sample of Calendar Days from
Issuance and/or Docketing to Trial Date

Defensive Driving Program

Deferred Payment

Criminal Court - Budget and Program Description 29

Summary of Activities (Five Years)

Activities for Fiscal Year

Disposition of Major Offenses (Past Five Years)

Monthly Dispositions of Major Offenses for Fiscal Year

Monthly Dispositions by Type Disposition

Summary by Violation - Disposition Activity

Court of Record-Jury, Budget and Program Description	37
Summary of Activities (Five Years)	
Activities for Fiscal Year	
Filings and Dispositions of Major Offenses (Five Years)	
Filings and Description of Major Offenses for Fiscal Year	
Filings and Dispositions of Major Offenses by Type	
Disposition for Fiscal Year	
Court Docket Activity for Fiscal Year	
Analysis of Jury Terms for Fiscal Year	
Jury Trial Docket Analysis for Fiscal Year	

Departmental Summary

Legislation and Administration - Municipal Courts

Resources	Actual Expenditures 1977-78	Adopted Budget 1978-79	Adopted Budget 1979-80
Allocations	818,999	1,037,445	1,156,138
Positions	58	61	65

Departmental Goals

To maximize the effectiveness of the Municipal Criminal Justice process by the development of policies, procedures, designing and improving systems which will expedite the scheduling and clearance of court appearances.

Summary of Departmental Program

The Department of Court Administration has four divisions: Administration, Judicial, Probation, and Court Operations. The Administration Division is responsible for coordinating, directing, controlling and managing all activities which support and implement the judicial function. The Judicial Division provides the efficient, fair and impartial adjudication of cases arising from alleged violation of municipal ordinances. The Probation Division provides processing, screening, counseling and referral of citizens appearing before the Municipal Judges. The Court Operations Division provides the clerical support for the administrative and judicial functions, including court reporting, computer data entry, records maintenance, docketing, receipt of fines and appearance bonds, accounting and auditing of monies received, ticket accountability, and warrant issuance.

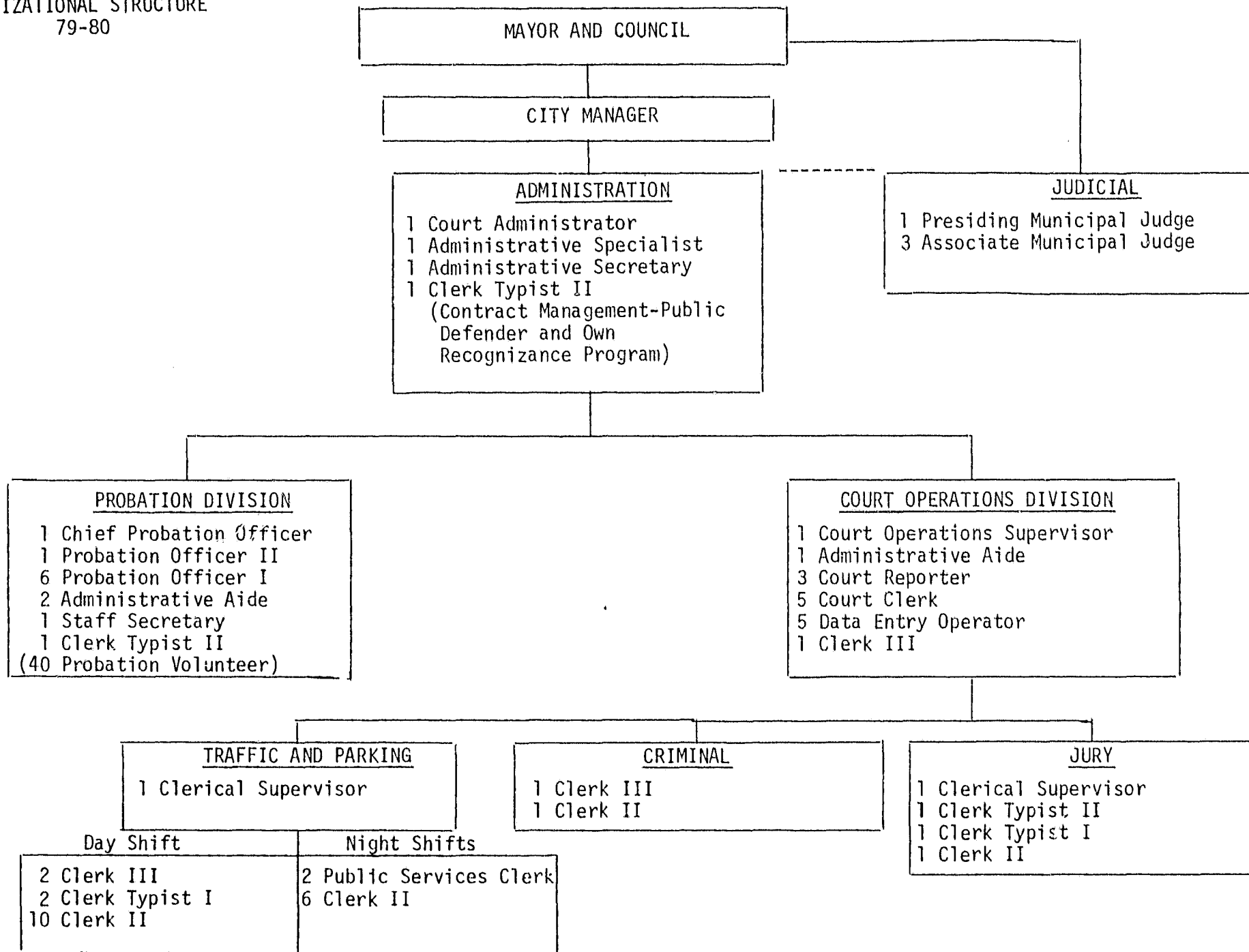
Recommended Program Changes:

	<u>Allocations</u>	<u>Positions</u>
1) Two (2) Data Entry Operators (formerly CETA)	+21,500	+2
2) Net effect of consolidation of court operations (1) Court Operations Supervisor	+17,000	+1
3) Traffic warrant notification program (2) Clerk IIs	+21,000	+2
4) Parking notification and warrant program (1) Clerk Typist I	+10,500	+1
5) Net effect of position trade off in Probation (2) Clerk II positions for (1) Probation Officer I	- 7,500	-1
6) Funding for mileage reimbursement in Probation Division	+ 1,890	N/A

Recommended Program Changes:

	<u>Allocations</u>	<u>Positions</u>
7) Reclassification of Clerk II to Administrative Aide	+ 2,500	N/A
8) Increased funding for Own Recognizance Program	+ 600	N/A
9) Net effect of transfer of Legal Aid Secretary to professional services contract	-0-	-1
10) Additional funds for office supplies due to increased cost and demand	+ 2,000	N/A
11) Less allocated salary savings	-25,946	N/A
12) Additional funds for Public Defender	+25,500	N/A
13) Net effect of merit, longevity, insurance and retirement increases	+49,000	N/A

MUNICIPAL COURT
ORGANIZATIONAL STRUCTURE
79-80



Court Administration Department Ten Year Summary of Operations

	1978-79	1977-78	1976-77	1975-76	1974-75	1973-74	1972-73	1971-72	1970-71	1969-70
Fines & Forfeitures										
Traffic	\$2,903,293	\$3,164,556	\$2,518,966	\$2,070,780	\$1,884,253	\$2,045,028	\$1,859,551	\$1,467,782	\$1,518,059	\$1,393,910
Parking	202,881	171,480	101,206	105,890	110,530	104,721	103,211	119,652	140,964	160,049
Criminal	266,395	240,861	214,813	221,941	235,764	240,576	225,933	214,263	235,793	220,743
MCR-Jury	479,610	431,596	446,046	447,296	236,584	270,143	263,701	231,484	117,980	112,666
Total Fines and Forfeitures	\$3,852,179	\$4,008,493	\$3,281,031	\$2,846,907	\$2,467,131	\$2,660,468	\$2,452,396	\$2,033,181	\$2,012,696	\$1,887,368
Cases Filed:										
Traffic	153,359	177,714	161,367	143,967	141,701	145,327	129,427	139,311	150,218	136,375
Parking	141,256	121,483	90,965	100,711	111,649	91,505	87,305	107,646	105,812	107,351
Criminal	20,054	17,603	15,613	17,107	18,639	19,034	17,776	22,955	25,083	23,395
MCR-Jury	7,031	7,160	7,164	6,035	5,663	5,934	5,678	5,015	3,508	2,949
Total Cases Filed	321,700	323,960	275,109	267,820	277,652	261,800	240,186	274,927	284,621	270,070
Cases Disposed:										
Traffic	129,802	157,085	136,078	120,114	118,028	122,930	118,296	133,381	143,276	134,067
Parking	63,731	60,336	44,515	38,072	39,802	45,134	52,608	63,376	62,550	69,677
Criminal	18,749	15,909	15,113	16,779	18,265	19,163	18,310	22,882	25,070	23,246
MCR-Jury	5,970	5,920	7,508	7,324	7,698	7,460	7,111	3,999	2,171	1,675
Total Cases Disposed	218,252	239,250	203,214	182,289	183,793	194,687	196,325	223,638	233,067	228,665
Ratio of Cases Disposed to Cases Filed:										
Traffic	85%	89%	84%	83%	83%	85%	91%	96%	95%	98%
Parking	45%	50%	49%	38%	36%	49%	60%	59%	59%	65%
Criminal	93%	90%	97%	98%	99%	101%	103%	99%	100%	99%
MCR-Jury	85%	83%	105%	121%	136%	126%	125%	80%	62%	57%

Administration

Character Classification	Adopted Budget 1978-79	Adopted Budget 1979-80
Personal Services	\$122,992	\$88,219
Contractual Services	455	701
Commodities	1,389	2,800
Capital Outlay	0	0
Total	\$124,836	\$91,720
Authorized Positions	7	4

Goals: Define policies, develop procedures, design and improve systems which conduce the most efficient and cost effective processing of cases possible within the limitations of staff equipment and physical space.

Program Description: The Administration section is responsible for coordinating, directing, controlling and managing all activities which support and implement the judicial function. Also provided is contract administration of the Public Defender's office and Own Recognizance services.

Program Objectives:

- 1) To develop and/or revise policies and procedures for probation and court operations division.
- 2) To develop a Department of Court Administration Master Plan for automated data processing.
- 3) To initiate the construction of a Criminal Justice Center by having architectural and engineering plan prepared.

<u>Program Measures of Efficiency and/or Effectiveness:</u>	<u>Actual 77-78</u>	<u>Estimate 78-79</u>	<u>Target 79-80</u>
1) Develop and/or revise policies and procedures by June 30, 1980	N/A	N/A	100%
2) Develop master plan for data processing services by October 1, 1979	N/A	N/A	100%
3) Architectural and Engineering plans prepared by December 31, 1979	N/A	N/A	100%

Administration
(Contract Administration)
Legal Assistance/Public Defender

Character Classification	Adopted Budget 1978-79	Adopted Budget 1979-80
Personal Services	\$88,180	\$119,402
Contractual Services	0	0
Commodities	0	0
Capital Outlay	0	0
Total	\$88,180	\$119,402
Authorized Positions	1	0

Goals: To completely represent those eligible indigent clients that have been charged with misdemeanors in which incarceration is a possible punishment.

Program Description: This section provides partial funding to a non-profit corporation (Legal Aid of Western Oklahoma - City Court Defender Division) which provides required legal service to indigents charged with offenses in the City's Municipal Court.

The Defender Division of Legal Aid of Western Oklahoma provides legal counsel to the indigent in Municipal Court cases in which incarceration is possible. Such services are mandated by the United States Supreme Court in Argersinger v. Hamlin, 407 U.S. 25 (1972). Funding of the Defender's Office is provided by the City and the Oklahoma City-County Criminal Justice Coordinating Council.

Legal Aid of Western Oklahoma provides its services with a staff that includes three attorneys, 60 hours of intern time, a legal secretary, a receptionist, and an investigator. The offices are located on two floors of the Civic Center Music Hall.

Potential clients are typically referred to the Defender's office. Eligibility of the client for services is determined by the Legal Aid of Western Oklahoma attorney reviewing the clients financial status. Basic personal and case information is also obtained during the initial session. After eligibility has been established the Public Defender interviews the defendant on the merits of the case. The clients case is picked up at whatever stage the proceedings have reached and the Public Defender assumes the same responsibility as private counsel would in defending his client.

Program Objectives:

- 1) To conduct 1,600 client interviews and competently represent those eligible indigent clients that have been charged with misdemeanors in which incarceration is a possible punishment.

<u>Program Measures of Efficiency and/or Effectiveness:</u>	<u>Actual 77-78</u>	<u>Actual 78-79</u>	<u>Target 79-80</u>
Number of indigent clients interviewed	1,470	1,406	1,600

Public Defender's Office
Activities for Fiscal Year 1978-79

	July	August	September	October	November	December	January	February	March	April	May	June	Total
No. of Attorneys Paid Out of Grant Funds	1	1	1	2	2	2	2	2	2	2	2	2	-
No. of Prospective Clients Interviewed	109	128	124	142	134	131	91	86	91	156	108	106	1,406
No. of Indigents Accepted to Receive Public Defense	90	94	81	110	102	96	69	68	83	127	98	91	1,109
Cases Set for Jury or Non-Jury Trials:													
No. of Indigents Having All Charges Dismissed	-	-	-	-	5(5)	-	3(3)	-	1(1)	-	5(8)	-	14(17)
Guilty of All Charges	-	-	-	-	-	-	-	4(4)	1(2)	-	2(2)	-	7(8)
Guilty of Lesser Charges	-	-	-	-	-	-	1(1)	-	-	-	2(2)	-	3(3)
Individuals Incarcerated	-	-	-	-	-	-	-	-	-	-	-	-	-
Individuals Receiving Fine Only	-	-	-	-	-	-	-	3(3)	1(2)	-	4(4)	-	8(9)
Individuals Receiving Other Sentence*	-	-	-	-	-	-	-	-	-	-	-	-	-
Cases Not Set for Trial:													
No. of Individuals Having All Charges Dismissed	14(32)	13(26)	15(29)	15(28)	10(25)	16(42)	12(31)	6(14)	5(34)	8(29)	3(23)	10(30)	127(343)
Guilty of All Charges	17(20)	13(18)	16(22)	24(30)	28(59)	15(43)	12(33)	16(44)	17(29)	16(34)	13(41)	9(31)	196(404)
Guilty of Lesser Charges	47(53)	42(46)	59(71)	55(67)	67(70)	68(70)	54(55)	52(53)	30(30)	60(61)	52(53)	59(59)	645(688)
Individuals Incarcerated	1(1)	3(4)	2(2)	1(7)	6(6)	2(4)	1(1)	3(4)	1(1)	2(3)	-	-	22(33)
Individuals Receiving Fine Only	59(69)	54(62)	72(88)	75(86)	87(111)	76(102)	63(82)	61(91)	47(59)	71(84)	65(87)	69(88)	799(1009)
Individuals Receiving Other Sentence*	23(28)	7(7)	10(11)	6(6)	9(10)	9(10)	8(9)	6(6)	5(5)	10(10)	11(13)	15(15)	134(130)

Figures in parentheses represent the number of charges filed.

*Deferred sentence, suspended sentence, probation.

Administration
(Contract Administration)
Legal Assistance/Own Recognizance

Character Classification	Adopted Budget 1978-79	Adopted Budget 1979-80
Personal Services	\$13,600	\$14,226
Contractual Services	0	0
Commodities	0	0
Capital Outlay	0	0
Total	\$13,600	\$14,226
Authorized Positions	0	0

Goal: To provide efficient and effective pre-trial release service.

Program Description: This program operates as an alternative to the traditional bail bonding system, assuring that the ability to pay is not the only criteria for determining eligibility for pre-trial release. The program has been operating in Oklahoma City Municipal Courts since 1971, financed through matching funds to those provided by the Oklahoma Crime Commission. The program also operates in Oklahoma County District Court through other financing.

The Own Recognizance Program (ORP) personnel conduct daily interviews with all persons detained in the City Jail on Municipal Court of Record charges as well as on a referral basis with persons detained in the City Jail on other Municipal Court charges. ORP personnel verify information obtained from defendants in the interviews and make recommendations to municipal judges concerning the prospects of releasing a defendant pending trial on an own recognizance bond. A judge may follow ORP recommendations at his/her discretion. Factors such as the defendant's length of Oklahoma City area residency, employment status, previous criminal record, and recommendations from relatives and references are considered in determining eligibility for an own recognizance release. Defendants released through the Own Recognizance Program are supervised by weekly telephone contact with ORP personnel while trial is pending. If a defendant should fail to appear in court as stipulated, a bench warrant will be issued for his/her arrest. If this occurs, the Own Recognizance Program personnel attempt to facilitate the defendant's voluntary return to court and will assist warrant officers in their attempts to locate the offenders.

The Own Recognizance Program also provides additional information-gathering services to municipal judges at their request by interviewing prisoners for purposes other than pre-trial release (e.g., for consideration for time payment of fines).

1978-79 in Review:

- 1) Own Recognizance Program personnel were cross-trained in City and County program operations to facilitate more flexible and effective utilization of personnel resources.
- 2) Increased coordination between the program's city and county daily operations has resulted in more efficient and effective provision of services through more complete exchange of information on matters such as a defendant's prior criminal record, additional arrests while on own recognizance bond, and previous ORP interviews.

- 3) Improved case monitoring systems were implemented for more efficient and effective supervision of releasees.
- 4) Improved case indexing systems were implemented for more efficient and effective utilization of previous interview and case records.
- 5) Written minimum standards for ORP release recommendations were formulated.

Program Objectives 1979-80:

- 1) To provide intake and verification of information on 1,280 Municipal Court defendants.
- 2) To supervise the release of 480 Municipal Court defendants.
- 3) To insure that 93% of supervised defendants return to Court.

<u>Program Measures of Efficiency and/or Effectiveness:</u>	<u>Actual 77-78</u>	<u>Actual 78-79</u>	<u>Target 79-80</u>
1) Number of defendants interviewed	1,326	1,474	1,280
2) Number of defendants released and supervised	514	456	480
3) Number of defendants released who returned to court	477	401	446

Own Recognizance Program
Activities For Fiscal Year 1978-79

	July	August	September	October	November	December	January	February	March	April	May	June	Total
Cases Processed	149	158	123	152	121	122	96	86	139	131	101	96	1,474
Cases Eliminated	62	68	60	56	47	52	45	36	56	64	42	48	636
Total Cases Not Recommended	40	47	31	45	35	20	23	23	37	35	22	21	379
Not Recommended and Not Released	40	47	31	45	35	20	23	23	36	32	21	19	372
Not Recommended and Released	0	0	0	0	0	0	0	0	1	3	1	2	7
Total Cases Recommended	47	43	32	51	39	50	28	27	46	32	37	27	459
Recommended and Disposed	0	2	0	0	0	2	0	0	1	1	0	0	6
Recommended and Released	47	41	32	51	39	45	28	27	45	31	37	26	449
Recommended and Refused	0	0	0	0	0	3	0	0	0	0	0	1	4
Total Cases Released	47	41	32	51	39	45	28	27	46	34	38	28	456
Failed to Appear	5	3	10	6	8	9	11	14	9	8	9	6	98
Absconders Returned Through Own Recognizance Program Efforts	4	4	3	4	3	2	9	5	2	3	2	2	43

Judicial

Character Classification	Adopted Budget 1978-79	Adopted Budget 1979-80
Personal Services	\$136,320	\$143,895
Contractual Services	700	750
Commodities	375	400
Capital Outlay	0	0
Total	\$137,395	\$145,045
Authorized Positions	4	4

Goals: To schedule court appearance dockets in such a manner that all cases are heard without undue delay in a fair and impartial manner.

Program Description: The Judicial function provides the efficient, fair and impartial adjudication of cases arising from alleged violations of municipal ordinances.

Program Objectives:

- 1) To schedule and hear cases in an efficient manner so that 90% of all Jury division cases filed are disposed of within ninety (90) days of filing.
- 2) To schedule and hear all traffic and criminal court cases within thirty (30) days from docketing to trial.

<u>Program Measures of Efficiency and/or Effectiveness:</u>	<u>Actual 77-78</u>	<u>Actual 78-79</u>	<u>Target 79-80</u>
1) Ratio Jury division disposed/filed within 90 days	94%	89%	90%
2) Average number filed	596	636	676
3) Average number disposed within 90 days	560	564	608
4) Average number of days from docketing to trial:			
A) Traffic Court (days)	N/A	N/A	30
B) Criminal Court (days)	N/A	N/A	30

Probation

Character Classification	Adopted Budget 1978-79	Adopted Budget 1979-80
Personal Services	\$165,050	\$169,504
Contractual Services	6,073	6,256
Commodities	3,250	3,500
Capital Outlay	0	0
Total	\$174,373	\$179,260
Authorized Positions	12	12

Goals: To reduce the number of alcohol related traffic deaths through re-habilitation and education of drinking drivers and provide social and referral services for all persons entering the Municipal Criminal Justice System and to increase the level of services in the Citizen's Dispute settlement program.

Program Description: The activity of this section offers the Municipal Criminal Justice system of the City of Oklahoma City probation services and citizen's dispute settlement program. Specifically, this section offers processing, screening, counseling and referral of citizens referred to the probation services by the Municipal Judges. Citizen's Dispute Settlement affords a resolution of disputes before court action is necessary.

Defendants are interviewed by the probation staff. This interview consists of an in-depth questionnaire designed to determine causes for deviant behavior and provides a mechanism by which the most effective treatment can be provided for defendants. Interviewers are provided with arrest reports, Department of Public Safety reports, and other pertinent information which determines eligibility for probation or if probation is already in effect, determines proper countermeasures.

At the time a defendant is placed on probation, rules and conditions governing the probation period are signed and witnessed in court. The rules and conditions are stated as follows:

1. You will not violate any City, State or Federal laws.
2. You will not drink or be in possession of beer or other alcoholic beverages.
3. You will report to the Probation Office as directed; follow the instructions of your Probation Officer and pay any reasonable fees as set by Probation Office.
4. You will immediately notify the Probation Office of any change in residence, employment, or telephone number.
5. You will report back to court for final sentencing at 8:30 a.m. on the _____ day of _____, 19____, or for any earlier court appearance as may be ordered and directed during your term of probation.
6. Special conditions imposed by the court.

When a defendant successfully completes probation, he returns to court for final sentencing and receives some consideration from the judge. However, if a defendant violates the rules and conditions of probation, a hearing is held in court to determine if in fact a violation has occurred and whether sentencing should be accelerated.

The probation staff consists of one Chief Probation Officer, one Probation Officer II, six Probation Officer I's. There are two Administrative Aides, a Staff Secretary and a Clerk Typist. The officers are well trained in individual counseling and knowledgeable in referral to appropriate countermeasures.

The volunteer counseling program under the auspices of the Probation Services Division provides additional support. This program involves volunteers as group leaders and individual counselors. Throughout the year, training programs are coordinated by the probation office. In addition, professional consultants, who are also volunteers, work with the volunteer counselors to provide assistance in casework.

The Probation Office offers a wide variety of countermeasures (treatment and education programs) to defendants. These countermeasures are located in every section of the Greater Oklahoma City area. They offer such things as inpatient and outpatient treatment, individual and group counseling, family counseling and educational programs for individual and family.

Following are the countermeasures used most frequently.

Alcoholics Anonymous (AA)

A fellowship of men and women who share their experiences, strength and hope with one another, solve common problems and help others to recover from alcoholism. There are over 100 meetings per week in the Greater Oklahoma City area for AA.

Alanon is for the spouse of an alcoholic to assist them in dealing with the problems associated with in dealing with their spouse.

Alateen is an organization for the children of alcoholics to assist them in dealing with problems associated with in dealing with their parent or parents who are alcoholics.

Intergroup

Intergroup is a central registry for all AA groups in the Greater Oklahoma City area, providing information of location of group and times of their meetings.

Alcohol Treatment Centers - State Department of Mental Health

Three intermediate care centers operated in the Greater Oklahoma City area, located geographically in three areas of the City. They provide individual, group and family counseling as well as medical treatment on an outpatient basis. They also offer employment counseling. These centers are staffed with a physician, clinical psychologist, nurse, social workers, Master of Social Work student volunteers, and alcoholism counselors.

Community Action Program - Alcohol Treatment Division

The Community Action Program is a large helping-service organization whose primary goal is to provide aid and service to people who could not otherwise afford it. The main thrust of the alcohol treatment is toward the whole family, not just the problem drinker. The Community Action Program provides individual counseling,

group counseling, family counseling, and followup. Films, speaker, and literature are utilized in the rehabilitation effort in addition to personal contact counseling by the staff. Staff includes a psychiatrist, psychologist, licensed practical nurse counselor, social workers, paraprofessional counselors, and trained volunteers.

Tinker Social Action Program - Tinker Air Force Base

This service is limited to Tinker Air Force Base Personnel, civilian personnel and their families. It consists of a day treatment program which includes a ten day live-in situation and a night treatment program designed primarily for the treatment of chemical abusers and their families. This includes encounter groups, individual counseling, films, lectures, and discussion groups. They also provide AA, AL-NON, and ALATEEN. These services are staffed by one American Certified Social Worker, and one Master Social Worker, three Military Alcohol Counselors, and two social work assistants. Consultation is provided by base hospital psychiatrists and clinical psychologists.

Norman Alcohol Information Center, Norman, Oklahoma

Services provided by this center are individual counseling, counseling for the spouse and family, with or without the alcoholic. Referrals are made to inpatient care for detoxification, clinical evaluation or intensive therapy.

Red Rock Comprehensive Mental Health Center (under the auspices of the Oklahoma Mental Health Council)

This is a federally certified comprehensive mental health center and provides outpatient, family, individual, marital and group outpatient treatment, children's services screening (testing and evaluation). Inpatient provides maximum of thirty days at Willowview Hospital. Patient hospitalization includes day care services, emergency services with professionals on call twenty-four hours a day. Red Rock has alcohol services, drug services, elderly services and aftercare for mental patients and transition live in facilities for ex-mental patients.

Mid-DeI Youth and Family Guidance Center - DeI City, Oklahoma

This agency provides services for age eleven (11) and up. They provide individual, group, family, marriage and crisis intervention counseling. Staffed by a director who has three (3) masters degrees, five (5) regular counselors with masters degrees, two (2) CETA counselors with masters degrees and two (2) Community Service workers who hold bachelor's degrees.

Native American Center - Oklahoma City, Oklahoma

This agency provides comprehensive services for urban Indians in Oklahoma City of any age. They provide alcoholism counseling for individuals, groups and family counseling and referral services. They also provide 1-1, group, family and referral services for chemical abusers. Legal services are provided for any Indian in need of such services. They are partially staffed by one (1) alcoholism counselor, two (2) drug counselors, two (2) staff attorneys, three (3) legal interns and four (4) paralegal people.

Drug Recovery

This agency provides counseling to those individuals with a drug problem and their families. They provide individual, group and family counseling, Narcotics

Anonymous, and vocational rehabilitation. This agency charges for their services on a sliding scale. They also provide a halfway house for people with drug problems.

DUI Schools

A course designed to inform the offender about alcohol or drugs and driving, and encourages the participant to reassess their use of alcohol or other drugs and driving behavior, in order to select practical alternatives. The law was established and governs fees, hours of participation required, reporting procedures and curriculum. There are four schools in the Greater Oklahoma City area. They are: Oklahoma DUI Schools, Inc., Alcohol Information Dissemination School in Midwest City, Oklahoma, OCU and Norman DUI School in Norman, Oklahoma.

This office also has arrangements with the Veterans Administration Hospital, Central State Hospital, CARES Units at St. Anthony and South Community Hospitals and Valley Hope Association (Alcohol) Treatment Facility to provide necessary information to maintain contact with clients who have voluntarily committed themselves to these facilities. We also have a similar agreement with one women's halfway house in the Oklahoma City area and one halfway house for men. We have agreement with the Payne County Volunteer Program for Misdemeanants, Incorporated for those people who are living in the Stillwater area. Mental health centers and guidance clinics throughout the state as well as other resources have been made available for the defendants through courtesy cooperation. We also monitor and refer to appropriate agencies courtesy cases sent to us from other jurisdictions.

1978-79 In Review:

- 1) Seeing a need to present a more valid measurement in rehabilitation efforts, a new plan of measurement was initiated. This new measurement will be recorded starting FY 1979-80. This measurement will better show the results of our goal of in-depth interview and quality referral of clients.
- 2) The Chief Probation Officer, in keeping with our ongoing educational process for professional staff, attended two weeks of intensive training at the Johnson Institute for Chemical Abuse in Minneapolis, Minnesota.
- 3) The Probation Officer II and five Probation Officer I's, an Administrative Aide and the Staff Secretary attended fifty (50) hours of training at the Southwest Institute for Alcohol and Chemical Abuse in Norman, Oklahoma. This Institute is patterned after the Johnson Institute in Minneapolis, Minnesota.
- 4) One Probation Officer attended the Federal Probation Officer workshop in Kansas City, Missouri for five (5) days.
- 5) Officers participated in four additional workshops conducted by professional counselors on counseling techniques.
- 6) The Probation Division initiated revision of Citizens Dispute Settlement Program.
- 7) The Probation Division participated in the public information area by lectures in colleges and the Police Training Center.

Program Objectives 1979-80

- 1) To interview and have quality referrals for drinking drivers and other misdemeanants placed on probation.
- 2) To provide ongoing educational training for probation officers.
- 3) To recruit, train and maintain volunteers for counseling, intervention and advocacy.
- 4) To participate in public service activities.

<u>Program Measures of Efficiency and/or Effectiveness:</u>	<u>Actual 77-78</u>	<u>Actual 78-79</u>	<u>Target 79-80</u>
1) Percentage of successful terminations	81%	83%	85%
a) successful terminations/total terminations	911/1,131	1,018/1,226	1,165/1,371
2) Percentage of alcohol related non-recidivists twelve months after the successful completion of probation	N/A	N/A	88%
a) alcohol related non-recidivists/successful terminations	N/A	N/A	1,020/1,200
3) Number of volunteers	25	30	40
a) Hours of Training	20	20	25
4) Number of Public Service activities	N/A	N/A	25

Probation
Activities for Fiscal Year 1978-79

	July	August	September	October	November	December	January	February	March	April	May	June	Total	Monthly Average
Supervised	621	714	701	653	669	625	651	683	681	677	692	732		675
Unsupervised	44	16	10	10	7	6	5	2	2	2	2	0		9
Total Active Probation	665	730	711	663	676	631	656	685	683	679	694	732		684
New Cases	148	159	104	113	113	90	127	124	115	125	123	139	1,480	123
Intake Interviews	84	79	89	111	90	91	84	102	102	142	144	68	1,186	99
Pre-Sentence Interviews	12	9	8	14	20	14	11	6	6	4	4	8	116	10
Total Interviews	96	88	97	125	110	105	95	108	108	146	148	76	1,302	109
Successful Terminations	71	91	95	98	73	104	77	63	80	100	88	78	1,018	123
Unsuccessful Terminations	39	26	37	40	22	16	12	3	15	6	10	21	208	17
Total Terminations	110	117	132	138	95	120	89	66	95	106	98	99	1,226	102
Fined	11	13	15	38	21	16	12	3	15	6	10	21	191	16
Bench Warrants Issued	27	12	17	33	13	21	23	14	13	22	10	13	180	15
Percent of Successful Terminations to Total Terminations	67%	78%	72%	72%	77%	87%	87%	96%	85%	95%	90%	79%	84%	83%
DUI Schools Assigned	42	37	33	19	34	27	32	37	53	36	57	67	474	40
DUI Schools Completed	17	31	33	31	22	14	20	36	38	32	33	42	339	28

Probation
Offenses Involved in Probation Activities Fiscal Year 1978-79

	July	August	September	October	November	December	January	February	March	April	May	June	Monthly Average
Assault	7	8	4	4	3	3	5	5	3	4	7	8	5
Actual Physical Control	25	29	28	23	28	23	22	22	18	18	21	25	23
Attempting to Elude	1	1	1	1	1	1	2	3	4	4	4	6	2
Courtesy Cases		15	14	11	13	14	17	14	22	19	20	19	15
Disorderly Conduct	1	1	1		1	3	1	1	1	1			1
Driving Under the Influence	605	641	640	599	603	565	593	610	600	596	625	642	610
Driving Under the Influence/Drugs	6	6	5	6	9	6	6	6	8	13	12	15	8
Driving Under Suspension	1	2	1							2			1
Driving While Impaired		1	1	3	4	5	5	5	6	5	1	7	4
Inhalation of Toxic Compound	1	2		4	2	2		1				1	1
Larceny of Merchandise	8	9	5	3	2	1	4	3	7		2	6	4
Leaving the Scene of an Accident	2	3	2	1		2		4	3	8	8	9	4
Miscellaneous	4	6	5	3	4	5	4	1	1	1	2	2	3
Offering to Engage in Lewd Activity								5	6	5	4	3	1
Public Drunk		2	1		2		2	2	1		2	5	1
Reckless Driving	3	3	3	4	4	1	2	1	1	2	3	5	3
Traffic	1	1					1	1	1				1
Trespassing								1		1	3	3	1
Total	665	730	711	663	676	631	656	685	683	679	694	732	684

Court Operations
Court Operations Supervision

Character Classification	Adopted Budget 1978-79	Adopted Budget 1979-80
Personal Services	N/A	\$204,056
Contractual Services	N/A	0
Commodities	N/A	0
Capital Outlay	N/A	0
Total	N/A	\$204,056
Authorized Positions		16

Goals: To process all traffic, parking, criminal and jury cases in the most efficient, expeditious and cost effective manner possible.

Program Description: The Court Operations Supervision section is responsible for coordinating, directing, controlling and managing the clerical activities of the Traffic, Criminal and Jury sections, and also provides support staff for the court reporter, court clerk and computer data entry function.

Program Objectives:

- 1) To consolidate one-third of the court support functions of Traffic, Criminal and Jury into one court operation by June 30, 1980.

<u>Program Measures of Efficiency and/or Effectiveness:</u>	<u>Actual 77-78</u>	<u>Estimate 78-79</u>	<u>Target 79-80</u>
1) Consolidation of Traffic, Criminal and Jury support function	N/A	N/A	33%

Court Operations
Traffic and Parking Violations

Character Classification	Adopted Budget 1978-79	Adopted Budget 1979-80
Personal Services	\$317,832	\$266,082
Contractual Services	8,590	8,590
Commodities	26,875	18,700
Capital Outlay	0	0
Total	\$353,297	\$293,372
Authorized Positions	28	23

Goals: To process all traffic and parking citations in an efficient and expeditious manner. Assisting all citizens in a courteous and professional manner when appearing for court dockets or conducting business through the Violations Bureau.

Program Description: The activity of this section consists of several procedures in processing the moving and parking citations. These procedures are: filing of moving and parking new issuance and paid citations; pulling and posting of payments received through the mail; issuing of warrants; docket settings; processing of defensive driving school program, drivers license suspensions and arrest bond certificates; deferred payments; and fiscal auditing of monies received.

The defendant has the option of pleading guilty - the fine schedule is generally used in this case, with the maximum fine of \$50.00; or pleading not guilty, posting the required bond and having the case set on the officers next available court date. All not guilty pleas are set for non-jury trial with the defendant having the option of the use of a court reporter. If a conviction is entered on the case, the defendant has the option of appealing to the Oklahoma Court of Criminal Appeals.

1978-79 in Review:

- 1) A definite increase in productivity and efficiency was obtained by the physical separation of our Parking versus Traffic operations. Parking operations were relocated to a more spacious and quiet working area, which helped relieve crowded working conditions in the Traffic Violations Bureau.
- 2) New procedures were developed and implemented which have reduced the time required to process fine payments received through the mail by 20%.
- 3) More efficient procedures for collection of returned checks were implemented and this function centralized under the direction of an Administrative Aide.
- 4) An increase in payments of overdue parking citations was beginning to be felt by the end of the fiscal year. This increase is directly attributable to the development of a written notice program, to notify citizens of delinquent parking citations, and warn them of an impending bench warrant to be issued if some action is not taken within 10 days.
- 5) With an eye toward increased clerical productivity, plans were developed for the physical remodeling of the Traffic Violations Bureau, and expansion of the Data Entry Operations. A new and more efficient floor layout was also developed at this time. Implementation and actual construction work took place shortly after the beginning of the 79-80 Fiscal Year.

Program Objectives 1979-80:

- 1) To cross-train personnel with the procedures of the office and court.
- 2) To minimize time spent in processing payments received through the mail.
- 3) To increase the ratio of parking citation notices/dispositions.

<u>Program Measures of Efficiency and/or Effectiveness:</u>	<u>Actual 77-78</u>	<u>Actual 78-79</u>	<u>Target 79-80</u>
1) To cross-train personnel with procedures of the court and office	N/A	70%	90%
2) To process mail by the next work day after receipt of same	N/A	75%	80%
3) To increase the ratio of traffic and parking citations filed and disposed			
A) Ratio of traffic disposed/filed	89%	85%	87%
B) Traffic filed	<u>177,714</u>	<u>153,359</u>	<u>175,000</u>
C) Traffic disposed	<u>157,805</u>	<u>129,802</u>	<u>152,250</u>
D) Ratio of parking disposed/filed	50%	45%	52%
E) Parking filed	<u>121,483</u>	<u>141,256</u>	<u>161,000</u>
F) Parking disposed	<u>60,336</u>	<u>63,731</u>	<u>83,720</u>

Traffic Court of Record
Summary of Activities (Five Year Period)

	78-79	% Increase or [Decrease] From Previous Year	77-78	% Increase or [Decrease] From Previous Year	76-77	% Increase or [Decrease] From Previous Year	75-76	% Increase or [Decrease] From Previous Year	74-75
Fines & Forfeitures									
Traffic	\$2,903,293	[8%]	\$3,164,556	25%	\$2,518,966	22%	\$2,070,780	10%	\$1,884,253
Parking	\$ 202,881	18%	\$ 171,480	69%	\$ 101,206	[5%]	\$ 106,890	[3%]	\$ 110,530
Total	\$3,106,174		\$3,336,036		\$2,620,172		\$2,177,670		\$1,994,783
Cases Filed									
Traffic	153,359	[14%]	177,714	10%	161,367	12%	143,967	2%	141,701
Parking	141,256	16%	121,483	34%	90,965	[10%]	100,711	[10%]	111,649
Total	294,615		299,197		252,332		224,678		253,350
Cases Disposed									
Traffic	129,802	[18%]	157,805	16%	136,078	13%	120,114	2%	118,028
Parking	63,731	6%	60,336	36%	44,515	17%	38,072	[4%]	39,802
Total	193,533		218,141		180,593		158,186		157,830
Average Collected per Case Disposed									
Traffic	\$ 22.37	11%	\$ 20.05	8%	\$ 18.51	7%	\$ 17.24	8%	\$ 15.96
Parking	\$ 3.18	12%	\$ 2.84	25%	\$ 2.27	[19%]	\$ 2.81	1%	\$ 2.78
Ratio Cases Disposed to Cases Filed									
Traffic	85%	[4%]	89%	5%	84%	1%	83%		83%
Parking	45%	[10%]	50%	1%	49%	11%	36%	2%	36%

Traffic Court of Record
Activities For Fiscal Year 1978-79

<u>Traffic</u>						<u>Parking</u>				
Month	Fines & Forfeitures	Cases Filed	Cases Disposed	Ratio Cases Disposed To Cases Filed	Average Collected Per Case Disposed	Fines & Forfeitures	Tickets Filed	Tickets Disposed	Ratio Cases Disposed To Cases Filed	Average Collected Per Case Disposed
July 78	\$ 244,443	12,413	11,325	91%	\$21.58	\$ 15,918	9,814	5,228	53%	\$3.04
August	247,447	15,124	11,816	78%	20.94	15,866	10,749	4,932	46%	3.22
September	236,218	12,062	10,707	89%	22.06	18,089	10,490	5,172	49%	3.50
October	247,984	12,178	10,871	89%	22.81	19,741	12,108	5,394	45%	3.66
November	297,795	12,140	11,780	97%	25.30	14,191	9,154	4,509	49%	3.15
December	236,225	13,512	10,277	76%	22.99	15,570	11,859	4,820	41%	3.23
January 79	217,874	9,310	9,470	102%	23.01	16,639	14,380	5,545	39%	3.00
February	181,278	11,109	7,969	72%	22.75	20,687	10,179	6,021	59%	3.44
March	261,941	15,644	11,645	74%	22.49	18,803	16,479	6,183	38%	3.04
April	259,236	14,403	11,736	81%	22.09	19,453	13,826	6,736	48%	2.89
May	264,549	12,756	11,750	92%	22.51	13,595	11,508	4,503	39%	3.02
June	208,303	12,708	10,456	82%	19.92	14,329	10,710	4,688	44%	3.06
Totals	\$2,903,293	153,359	129,802	85%	\$22.37	\$202,881	141,256	63,731	45%	\$3.18

Traffic Court Arraignment Activity
Fiscal Year 1978-79

1978-79	No. of Court Days Per Month	Plea of Not Guilty		Plea of Guilty			Total Cases Before A Judge	Daily Average of Total Cases Before A Judge
		Set For Court Trial	Dismissed	Fine	Suspended Fine	Dismissed		
July	20	117	199	266	190	178	950	47.5
August	23	133	134	224	208	211	910	39.6
September	20	143	182	265	179	168	937	46.9
October	22	167	153	278	174	113	885	40.2
November	19	179	186	268	121	92	846	44.5
December	19	100	133	221	105	69	628	33.1
January	22	141	131	215	95	57	639	29.0
February	20	156	135	206	129	125	751	37.6
March	22	199	186	303	145	141	974	44.3
April	21	211	164	292	150	109	926	44.1
May	22	214	179	257	84	120	854	38.8
June	21	174	150	243	66	122	755	35.9
Totals	251	1,934	1,932	3,038	1,646	1,505	10,055	40.0

Traffic Court of Record Trial Activity Summary
Fiscal Year 1978-79

						Plea of Guilty		Plea of Not Guilty				Daily Average of			
		No. of Court Days	Bench Warrant	Bond Forfeitt.	Fine	Susp. Fine	Not Guilty		Found Guilty		Total Cases Before a Judge	Total Cases Before a Judge	Total Cases	Total Cases Daily Average	
							WOP	FNG	Fine	Susp. Fine					
July	78	20	136	680	28	9	386	70	176	62	731	36.6	1,547	77.4	
August		23	91	782	14	12	336	47	197	71	677	29.4	1,550	67.4	
September		20	104	665	21	10	382	34	145	47	639	32.0	1,408	70.4	
October		22	71	625	34	5	408	47	176	52	722	32.8	1,418	64.5	
November		19	86	621	21	14	334	44	239	53	705	37.1	1,412	74.3	
December		19	75	679	9	5	377	45	187	31	654	34.4	1,408	74.1	
January	79	22	66	631	7	3	326	18	159	29	542	24.6	1,239	56.3	
February		20	73	559	47	9	356	44	154	27	637	31.9	1,269	63.5	
March		22	49	532	53	10	402	55	161	19	700	31.8	1,281	58.2	
April		21	53	603	39	15	324	46	166	26	616	29.3	1,272	60.6	
May		22	53	675	24	7	452	53	154	27	717	32.6	1,445	65.7	
June		21	33	629	15	5	290	50	115	18	493	23.5	1,155	55.0	
Total		251	890	7,681	312	104	4,373	553	2,029	462	7,833	31.2	16,404	65.4	

WOP - Cases Not Guilty for failure of officer or witness to appear.

FNG - Found Not Guilty

MONTHLY RANDOM SAMPLE OF TRAFFIC COURT TRIAL DOCKETS
ELAPSED CALENDAR DAYS FROM ISSUANCE AND/OR DOCKETING TO TRIAL DATE

	Low	High	Average	No. Defts.	<u>1</u> <u>10</u>	<u>11</u> <u>20</u>	<u>21</u> <u>30</u>	<u>31</u> <u>40</u>	<u>41</u> <u>50</u>	<u>51</u> <u>60</u>	<u>61</u> <u>70</u>	<u>71</u> <u>80</u>	<u>81</u> <u>90</u>	<u>91</u> <u>100</u>	<u>101</u> <u>110</u>	<u>111</u> <u>120</u>	<u>121</u> <u>130</u>	<u>131</u> <u>140</u>	<u>141</u> <u>150</u>	<u>151</u> <u>200</u>	<u>201</u> <u>250</u>	<u>251</u> <u>300</u>	<u>301</u> <u>350</u>	<u>351</u> <u>400</u>	<u>401</u> <u>800</u>	<u>801</u> <u>></u>	
July 24-28, 1978																											
Issued	14	945	110.8	271		6	15	31	58	43	17	20	3	2	3	3	1	1	5	19	14	11	4	2	12	1	
Docketed	14	82	36.2	271		32	70	83	46	31	7	1	1														
August 7-11, 1978																											
Issued	13	729	104.5	283		9	27	52	69	27	14	6	9	3	2	3		1	2	15	10	6	7	8	13		
Docketed	0	96	27.8	283		2	85	111	48	23	7	4	1	2													
Sept. 11-15, 1978																											
Issued	13	984	119.9	268		8	21	58	49	38	20	11	1	4	1	2	1		1	13	8	5	3	3	17	4	
Docketed	5	77	27.6	268		3	83	83	64	26	4	4	1														
Oct. 2-6, 1978																											
Issued	10	913	101.3	242		1	10	34	70	43	14	6	3	6	3	3	1	1		14	7	6	6	1	11	2	
Docketed	6	83	23.1	242		19	109	69	26	9	5	4	1	1													
Nov. 13-17, 1978																											
Issued	10	1666	123.7	250		1	18	27	47	40	27	11	7	2	1	2	4	3	2	4	8	13	7	7	2	13	4
Docketed	6	70	25.5	250		6	92	78	46	21	6	1															
Dec. 4-8, 1978																											
Issued	8	847	100.0	285		1	17	23	68	66	23	12	2	4	3	5	2	5	6	1	9	12	8	1	2	14	1
Docketed	6	87	24.3	285		13	99	117	37	11	5	1	1	1													
Jan. 8-12, 1979																											
Issued	3	1007	95.8	225		1	16	31	39	49	32	8	2	1		4	1		3	8	6	9	5		8	2	
Docketed	3	34	26.2	225		5	53	100	57	7	1		1	1													
Feb. 5-9, 1979																											
Issued	12	1163	126.1	221			20	26	31	50	27	6	4	1	4	2			3	10	7	3	2	5	15	5	
Docketed	8	64	24.1	221		6	68	112	27	3	2	3															
Mar. 3-9, 1979																											
Issued	12	1031	120.8	201			11	22	46	40	8	10	11	8	1				6	8	3	5	7	13		2	
Docketed	7	74	22.8	201		14	84	74	17	2	5	4	1														
April 2-6, 1979																											
Issued	7	1178	82.1	257		2	24	37	60	65	21	6	3	2		1			1	1	3	3	3	3	20	2	
Docketed	1	56	24.1	257		14	108	106	24	4	1																
May 7-11, 1979																											
Issued	10	812	84.4	271		1	10	42	64	54	34	13	5	5	2	1	1			6	6	2	3	3	13		
Docketed	7	80	25.9	271		8	72	115	68	3	4		1														
June 4-8, 1979																											
Issued	12	870	95.4	280			21	28	48	86	41	11	1	2	2	1		1	1	3	8	1	1	4	17	3	
Docketed	7	86	25.5	280		4	91	120	43	16	3	1		2													

Defensive Driving Program 1978-79

	July	August	September	October	November	December	January	February	March	April	May	June	Total
Court Referrals	28	33	23	27	19	30	38	27	26	32	25	16	324
Failed to Attend	4	9	5	5	0	6	12	6	3	7	4	1	62
a) Paid Fine	0	3	0	1	0	1	3	2	0	0	0	0	10
b) Bench Warrant	4	6	5	4	0	5	9	4	3	7	4	1	52
Graduated	20	20	17	16	17	22	21	19	20	22	19	15	228
Rescheduled	4	4	1	6	2	2	5	2	3	3	2	0	34

The Defensive Driving program provides judges with an alternative to imposing fines on those defendants charged with traffic violations or driving related Court of Record offenses. Offenders, who the judge feels may benefit from the program, are provided an opportunity to develop accident preventive driving habits and to improve their driving skills.

The course, conducted by the Oklahoma Safety Council, is comprised of four, two hour sessions which must be taken consecutively. Upon satisfactory completion of the course, the fine imposed will be suspended, and a notation of completion will be entered on the driving record maintained by the Oklahoma City Police Department. If the program is not attended, the fine will be due and owing. In such an instance, failure to pay will result in the generation of a bench warrant.

The Defensive Driving course is provided without cost to defendants referred by the Oklahoma City Municipal Courts as a public service by the Oklahoma Publishing Company.

Traffic/Deferred Payment
Activities for Fiscal Year 78-79

	Cases Placed On Deferred Payment	Fines Deferred	Deferred Cases Not Paid	Not Paid	Percent of Cases Not Paid
July	730	\$ 20,742	438	\$ 12,640	60%
August	1,292	37,036	494	13,534	38%
September	1,020	30,599	467	13,679	46%
October	1,025	34,856	471	12,737	46%
November	1,033	33,327	527	15,821	51%
December	714	21,039	531	17,194	74%
January	715	22,885	418	12,256	58%
February	714	20,857	397	11,783	56%
March	924	28,880	573	16,511	62%
April	768	24,448	346	9,662	45%
May	748	23,499	328	8,860	44%
June	<u>737</u>	<u>23,255</u>	<u>345</u>	<u>9,596</u>	<u>47%</u>
Total	10,420	\$321,423	5,335	\$154,273	51%

Court Operations
Criminal Court

Character Classification	Adopted Budget 1978-79	Adopted Budget 1979-80
Personal Services	\$36,466	\$26,141
Contractual Services	3,090	3,100
Commodities	4,200	1,800
Capital Outlay	721	0
Total	\$44,477	\$31,041
Authorized Positions	3	2

Goals: To process cases in the most efficient and cost effective manner possible.

Program Description: The Criminal Court processes all City Ordinance Violations except those specifically categorized as Court of Record-Jury charges or Traffic offenses. The maximum fine imposed for each offense, as well as the amount of bond required, is \$35.00. No one can be sentenced to serve jail time in this Court unless the offender is unable to pay the fine and cannot prove he is indigent. In such an instance, the judge may place the defendant on deferred payment or have him serve out his fine in jail at \$2.00 per day. Cases typically heard in Criminal Court include Public Drunkenness, Assault and Battery, Animal Ordinance Citations, Disorderly Conduct, Loitering for Prostitution, and Larceny. In addition, parking violation cases are heard from defendants who have posted bond or have requested a trial. All appeals from the Criminal Court are directed to the District Court of Oklahoma County and must be perfected within 10 days of the date of sentencing.

The clerk's office for the Criminal Court is responsible for receiving fines on guilty pleas, issuing appearance bonds, setting court dockets, issuing bench warrants, processing bond forfeitures, monitoring deferral payment on defendants and filing of citations.

1978-79 in Review:

- 1) Computerization of trial dockets and case processing was completed. This has allowed us to handle increased case loads with no noticeable decrease in service to the public.
- 2) Office personnel were cross-trained in all phases of office operations to improve productivity.
- 3) This section was only one percentage point away from achieving the goal of a 95% ratio of cases filed to cases disposed. This was a healthy increase from the previous year's ratio.
- 4) A special program, funded by CETA, was utilized to computerize Historical Criminal case data dating back to two years prior to actual implementation of a fully computerized Criminal Court Clerk's Bureau. By having the data on microfiche, much time and effort is saved when researching this past data. Citizens with questions concerning past cases can obtain information much more quickly because of this program.

Program Objectives 1979-80:

- 1) To increase the present ratio of cases disposed to the cases filed from 93% to 95%.

<u>Program Measures of Efficiency and/or Effectiveness:</u>	<u>Actual 77-78</u>	<u>Actual 78-79</u>	<u>Target 79-80</u>
1) Criminal cases disposed/filed	90%	93%	95%
2) Cases filed	17,603	20,054	21,500
3) Cases disposed	15,909	18,749	20,425

Criminal Court
Summary of Activities (Five Year Period)

	1978-79	% Increase or [Decrease] From Previous Year	1977-78	% Increase or [Decrease] From Previous Year	1976-77	% Increase or [Decrease] From Previous Year	1975-76	% Increase or [Decrease] From Previous Year	1974-75
Fines & Forfeitures	\$266,395	11%	\$240,861	12%	\$214,813	[3%]	\$221,941	[6%]	\$235,764
Cases Filed	20,054	14%	17,603	13%	15,613	[9%]	17,107	[8%]	18,639
Cases Disposed	18,749	18%	15,909	5%	15,113	[10%]	16,779	[8%]	18,265
Average Collected per Cases Disposed	\$ 14.21	[6%]	\$ 15.14	6%	\$ 14.22	7%	\$ 13.23	4%	\$ 12.76
Ratio of Cases Disposed to Cases Filed	93%	3%	90%	[7%]	97%	[1%]	98%	[1%]	99%

Criminal Court
Activities For Fiscal Year 1978-79

	Fines and Forfeitures	Cases Filed	Cases Disposed	Ratio of Cases Disposed To Cases Filed	Average Collected Per Case Disposed
July	\$ 22,102	1,709	1,640	96%	\$13.48
August	23,639	1,694	1,542	91%	15.33
September	22,389	1,405	1,385	98%	16.17
October	22,557	1,814	1,636	90%	13.67
November	23,238	1,699	1,506	89%	15.43
December	19,615	1,516	1,314	87%	14.93
January	21,081	1,370	1,516	111%	13.91
February	19,241	1,677	1,448	86%	13.29
March	24,393	1,976	1,619	82%	15.07
April	22,328	1,562	1,775	113%	12.58
May	22,967	1,931	1,762	91%	13.03
June	23,039	1,701	1,606	94%	14.35
Total	\$266,395	20,054	18,749	93%	\$14.21

Criminal Court
Dispositions of Major Offenses (Five Year Period)

Violation	1978-79	1977-78	1976-77	1975-76	1974-75
Assault	2,458	2,018	2,597	2,835	2,394
Breach of Peace	280	404	-	-	-
Carrying Weapons	289	214	226	272	289
Code Enforcement Complaints	313	380	352	317	404
Defrauding Innkeeper	42	33	29	32	33
Discharging Firearms	45	32	51	42	43
Disorderly Conduct	713	546	962	977	756
Disturbing the Peace	358	222	439	354	355
Animal Ordinance	2,656	1,675	1,839	1,898	797
Public Drunk	6,634	6,259	4,944	6,282	9,054
Escape	95	84	78	129	230
Failure to Pay Cab Fare	71	50	48	49	59
Gambling	28	80	102	107	152
Destroying Property	455	204	270	223	218
Inhalation of Toxic Compound	190	142	113	126	93
Interfering with Officer	600	510	537	583	456
Lake Offenses	141	305	279	193	226
Larceny	842	814	934	1,155	1,233
Minor in Club	81	37	32	50	106
Molesting Vehicles	57	110	128	99	46
Operating Without License	128	131	33	40	33
Other	732	464	257	424	709
Resist Arrest	125	61	51	100	65
Vagrancy/Morals/Prostitution	549	530	180	36	126
Violation on Premises	214	90	138	136	154
Trespassing	653	514	494	320	234
Total	18,749	15,909	15,113	16,779	18,265

Criminal Court
Monthly Dispositions of Major Offenses
Fiscal Year 78-79

Violation	July	August	September	October	November	December	January	February	March	April	May	June	Total
Assault	237	276	206	235	238	156	182	172	182	204	198	172	2,458
Breach of Peace	35	21	23	28	26	23	15	25	18	28	18	20	280
Carrying Weapons	23	19	29	43	21	19	34	14	25	32	10	20	289
Code Enforcement Complaints	32	21	30	34	13	33	20	24	13	25	9	59	313
Defrauding Innkeeper	6	3	4	5	4	2	0	2	4	2	4	6	42
Discharging Firearms	9	5	5	5	2	3	4	2	2	3	5	0	45
Disorderly Conduct	74	79	62	57	60	44	50	51	56	58	69	53	713
Disturbing the Peace	33	32	33	32	26	25	31	29	27	35	37	18	358
Animal Ordinance	93	111	108	194	272	234	245	308	302	243	335	211	2,656
Public Drunk	695	534	513	683	504	441	517	434	527	597	618	571	6,634
Escape	7	8	9	14	7	12	9	6	5	9	5	4	95
Failure to Pay Cab Fare	4	4	6	4	2	4	6	8	14	8	6	5	71
Gambling	2	0	5	0	0	2	1	1	0	5	2	10	28
Destroying Property	44	38	33	32	38	29	52	23	42	44	42	38	455
Inhalation of Toxic Compound	12	19	17	18	16	16	21	19	13	16	6	17	190
Interfering With Officer	59	63	55	48	42	45	37	50	56	56	37	52	600
Lake Offenses	20	15	17	6	3	3	21	2	8	17	8	21	141
Larceny	53	60	52	61	72	109	74	49	65	90	75	82	842
Minor in Club	5	3	2	1	6	0	17	7	8	13	10	9	81
Molesting Vehicles	10	6	5	6	1	2	6	6	5	3	3	4	57
Operating	5	13	6	7	1	2	5	9	14	20	32	14	128
Other	41	56	25	26	31	15	53	84	123	95	91	92	732
Resisting Arrest	7	11	13	15	12	13	9	7	8	14	9	7	125
Vagrancy/Morals/Prostitution	79	88	45	25	34	9	37	33	38	68	40	53	549
Violations on Premises	2	5	17	5	19	14	23	27	22	22	36	22	214
Trespassing	53	52	65	52	56	59	47	56	42	68	57	46	653
	1640	1542	1385	1636	1506	1314	1516	1448	1619	1775	1762	1606	18,749

Criminal Court
Monthly Disposition by Type
1978-79

		Monthly Disposition by Type 1978-79								Plea of Not Guilty									
						Plea of Guilty				Decline to Prosecute	Found Not Guilty				Found Guilty				Total
		Bench Warrant	Bond Forfeiture	Paid out of Court	Jail	Fine	Fine and/or Probation	Suspended Fine	WOP Police		WOP Witness	Found Not Guilty	Dismissed Evidence	Fine	Suspended Fine	Fine and/or Probation	Jail		
July	1978	208	598	34	247	214	-	56	155	79	138	27	7	71	6	8	-	1,640	
August	1978	271	475	109	103	233	7	81	119	78	158	53	13	94	9	10	-	1,542	
September	1978	172	423	133	103	241	11	59	134	56	110	27	9	64	12	3	-	1,385	
October	1978	366	465	153	134	317	12	81	263	19	93	23	19	45	8	4	-	1,636	
November	1978	324	485	108	76	260	10	87	164	29	131	46	10	71	27	2	-	1,506	
December	1978	227	353	134	90	260	-	51	163	15	110	39	30	54	13	2	-	1,314	
January	1979	179	425	213	73	271	16	79	139	43	114	32	17	76	13	5	-	1,516	
February	1979	268	387	144	117	277	8	94	138	65	96	36	14	55	11	6	-	1,448	
March	1979	323	387	211	156	294	4	81	237	52	90	55	18	77	12	5	-	1,619	
April	1979	361	418	267	96	339	6	59	235	49	143	43	6	73	34	7	-	1,775	
May	1979	249	554	122	74	283	18	134	89	69	177	36	96	57	48	3	2	1,762	
June	1979	231	487	177	63	285	13	107	138	51	133	38	12	66	12	17	-	1,606	
		3,179	5,460	1,839	1,299	3,273	105	979	1,902	609	1,489	455	251	801	213	72	2	18,749	

Summary by Violations Criminal Court Disposition Activity
1978-79

Violation	Bench Warrant	Bond Forfeiture	Paid out of Court	Plea of Guilty				Decline to Prosecute	Plea of Not Guilty								Total
				Jail	Fine	Fine and/or Probation	Suspended Fine		Found Not Guilty				Found Guilty				
									MOP Police	MOP Witness	Found Not Guilty	Dismissed Evidence	Fine	Suspended Fine	Fine and/or Probation	Jail	
Animal Citations	1,431	52	734	23	255	1	437	418	242	51	110	108	120	96	7	0	2,655
Assault	229	508	77	78	206	8	47	379	11	805	126	23	159	13	17	1	2,458
Breach of Peace	27	67	10	6	24	1	1	52	5	49	24	9	29	2	1	0	280
Carrying Weapons	59	94	36	12	50	4	3	49	9	6	6	5	14	0	1	0	289
Code Enforcement Complaints	70	64	37	0	16	4	10	54	4	19	20	18	49	9	9	0	313
Defrauding Innkeeper	12	10	0	5	10	0	1	4	3	7	1	0	0	1	0	0	42
Destruction of Private Property	63	109	25	12	66	5	7	76	4	106	9	8	22	1	5	0	455
Discharging Firearms	2	7	9	1	3	0	1	10	4	5	1	0	3	1	0	0	45
Disorderly Conduct	85	256	19	34	98	3	21	86	30	81	19	10	51	1	4	0	713
Disturbing the Peace	47	100	16	8	44	0	8	78	6	68	9	5	11	3	5	0	361
Escape Custody	12	16	4	39	19	1	2	7	3	0	0	0	4	0	0	0	95
Failure to Pay Cab Fare	4	29	1	12	10	3	2	6	0	7	0	0	1	0	0	0	71
Gambling	0	6	4	1	11	0	0	2	1	0	3	0	0	0	0	0	28
Inhalation of Toxic Compound	15	63	1	27	70	4	4	12	2	1	1	0	4	0	1	0	190
Interfering With Officer	64	260	23	26	80	4	4	78	43	4	21	10	42	1	4	0	600
Lake Offenses	136	9	64	9	14	1	4	18	15	0	1	2	4	0	0	0	141
Larceny	183	264	195	32	93	14	6	112	10	61	7	12	24	3	8	1	841
Minor in Club	18	15	30	1	5	2	2	8	2	0	1	7	8	0	0	0	81
Molesting Automobiles	6	9	1	3	6	1	0	11	3	13	1	1	7	0	1	0	57
Operating Without License	25	3	32	2	4	0	1	8	4	1	12	1	22	38	0	0	128
Others	117	140	118	110	92	23	22	80	49	15	10	8	35	24	0	0	732
Prostitution	149	250	173	27	28	0	1	20	25	0	4	3	18	0	0	0	549
Public Drunk	295	2,845	160	784	1,958	19	372	200	105	53	38	9	84	4	3	0	6,634
Resisting Arrest	14	53	3	10	10	2	1	20	8	3	1	2	10	0	1	0	124
Trespassing	73	170	26	35	90	3	16	90	6	128	20	7	53	5	4	0	653
Violations on Premises	43	61	41	2	11	2	6	18	15	6	10	3	27	11	1	0	214
Total	3,179	5,460	1,839	1,299	3,273	105	979	1,902	609	1,489	455	251	801	213	72	2	18,749

Court Operations
Court of Record-Jury

Character Classification	Adopted Budget 1978-79	Adopted Budget 1979-80
Personal Services	\$70,376	\$52,357
Contractual Services	22,550	24,659
Commodities	1,110	1,000
Capital Outlay	1,041	0
Total	\$95,077	\$78,016
Authorized Positions	6	4

Goals: To process all cases in the most efficient, expeditious and cost effective manner possible.

Program Description: The Municipal Court of Record, Jury Division processes all cases involving more serious infractions of City Ordinances in which conviction may generate penalties in excess of fifty dollars and/or jail time. Most frequent adjudicated cases in this court are Driving Under the Influence, Reckless Driving, Driving Under Suspension, Attempting to Elude a Police Officer, Actual Physical Control, Driving Under Revocation, Operating an Open Saloon, and Offering to Engage. A Court of Record offense may be accompanied by various traffic violations such as Speeding, Improper Lane Usage, or No State Drivers License. The maximum penalty which may be imposed for a Court of Record offense is a fine of \$300 and/or 90 days in jail. The penalties imposed and the bonds required vary with the type of violation involved. In cases in which a jail sentence is possible, counsel is provided through the Public Defender's office for those persons who request a lawyer but are unable to pay for such services. All appeals from this court are directed to the Oklahoma Court of Criminal Appeals.

The clerical office for the Court of Record is responsible for maintaining court records, preparing the various court dockets, receiving payments of fines from defendants, posting and refunding bonds, monitoring those persons on deferred payment, and processing bond forfeitures and bench warrants.

1978-79 in Review:

- 1) Clerical efficiency was highly improved by the completion and implementation of computer programs to provide an automated court docketing system, as well as a computerized system to generate bench warrants.
- 2) A program to report driving record information to the Oklahoma Department of Public Safety was given a big boost by the implementation of a system which provides computer generated abstracts of traffic cases where a conviction has been entered.
- 3) A higher level of service to citizens involved in Court of Record cases was obtained by the implementation of a notification-reminder program, which serves to remind defendants of their failure to meet fine payment deadlines as imposed by the judiciary. The letters being sent also serve to warn defendants that some action needs to be taken in the case or a bench warrant will be issued.
- 4) Office productivity has been improved through a program of cross-training office personnel to eliminate clerical lags caused by sickness, vacation, etc.

Program Objectives 1979-80:

1) To maintain the ratio of cases disposed to cases filed at 85%.

<u>Program Measures of Efficiency and/or Effectiveness:</u>	<u>Actual 77-78</u>	<u>Actual 78-79</u>	<u>Target 79-80</u>
1) Ratio of cases disposed of to filed	83%	85%	85%
2) Cases filed	7,160	7,031	7,200
3) Cases disposed	5,920	5,970	6,120

Municipal Court of Record, Jury
Summary of Activities (Five Year Period)

		% Increase or [Decrease] From Previous Year		% Increase or [Decrease] From Previous Year		% Increase or [Decrease] From Previous Year		% Increase or [Decrease] From Previous Year	
	1978-79		1977-78		1976-77		1975-76		1974-75
Fines	\$431,655	15%	\$376,101	[10%]	\$416,811	41%	\$294,836	25%	\$236,584
Forfeitures & Write Offs	\$ 47,955	[13.6%]	\$ 55,495	90%	\$ 29,235	[81%]	\$152,460	N/A	N/A
Total	\$479,610	11%	\$431,596	[3%]	\$446,046	[.3%]	\$447,296	89%	\$236,584
Cases Filed	7,031	[1.8%]	7,160	[.05%]	7,164	19%	6,035	7%	5,663
Cases Disposed	5,970	.8%	5,920	[21%]	7,508	3%	7,324	[5%]	7,698
Jury Empanelments	22	[37%]	35	59%	22	[8%]	24	100%	12
Jury Verdicts	19	[34%]	29	123%	13	[32%]	19	138%	8
*Average Collected per Case Disposed	\$ 72.30	13.8%	\$ 63.53	14%	\$ 55.52	38%	\$ 40.26	31%	\$ 30.73
Ratio of Cases Disposed to Cases Filed	85%	2%	83%	[22%]	105%	[16%]	121%	[15%]	136%

*The average collected per case disposed is calculated by using the amount of fine revenue only.

Municipal Court of Record, Jury
Activities for Fiscal Year 1978-79

	Fines	Write Offs & Forfeitures	Total Fine & Forfeit. Revenue	Cases Filed	Cases Disposed	Ratio Disposed to Filed	Average Collected/Case Dispo.*	Jury Empanelments	Jury Verdicts	Inactive Backlog	Active Backlog
July	\$ 29,167	\$ 2,859	\$ 32,017	463	491	106%	\$59.40	1	1	6,250	1,092
August	\$ 31,038	\$10,980	\$ 42,018	720	411	57%	\$75.52	0	0	6,489	1,584
September	\$ 42,858	-	\$ 42,858	672	527	78%	\$81.32	3	2	6,693	1,391
October	\$ 44,655	\$ 2,410	\$ 47,065	633	583	92%	\$76.60	0	0	6,574	1,309
November	\$ 38,378	\$ 550	\$ 38,928	658	511	78%	\$75.10	6	5	6,711	1,447
December	\$ 34,637	5,200	\$ 39,837	721	415	58%	\$83.46	0	0	6,833	1,518
January	\$ 31,908	\$ 4,700	\$ 36,608	565	520	92%	\$61.36	2	2	6,998	1,558
February	\$ 32,340	\$ 3,400	\$ 35,740	515	525	102%	\$61.60	5	5	7,232	1,433
March	\$ 37,697	\$10,890	\$ 48,587	432	488	113%	\$77.25	1	1	7,359	1,189
April	\$ 38,548	\$ 6,330	\$ 44,878	573	521	91%	\$73.99	0	0	7,519	1,462
May	\$ 35,199	\$ 320	\$ 35,519	544	516	95%	\$68.22	4	3	7,648	1,422
June	\$ 35,230	\$ 325	\$ 35,555	535	462	86%	\$76.26	0	0	7,781	1,535
Total	\$431,655	\$47,955	\$479,610	7,031	5,970	85%	\$72.30	22	19	-	-

*The average collected per case disposed is calculated by using the amount of fine revenue only.

Municipal Court of Record, Jury
Filings and Dispositions of Major Offenses (Five Year Period)

Violation	1978-79		1977-78		1976-77		1975-76		1974-75	
	Filed	Disposed	Filed	Disposed	Filed	Disposed	Filed	Disposed	Filed	Disposed
Driving Under Influence	3,365	1,516	3,827	1,717	3,972	2,459	3,330	3,292	3,154	3,822
Driving While Impaired	115	236	46	74	66	229	514	576	395	400
Actual Physical Control	141	78	91	58	66	69	79	126	72	108
Reckless Driving	132	1,254	153	1,512	150	1,984	133	1,259	213	863
No State Drivers License	872	741	835	632	521	460	662	639	741	840
Driving Under Suspension	612	387	475	314	794	593	406	360	322	362
Driving Under Revocation	89	82	219	105	173	84	6	20	9	35
Transporting Open Bottle	642	553	709	582	683	601	448	468	462	636
Leaving Scene of Accident	215	115	221	126	123	89	77	121	112	212
Attempting to Elude	109	74	89	76	96	82	63	77	57	77
Interfering with Official Process	28	26	7	6	14	17	33	38	44	52
Carrying Concealed Weapon	15	10	7	10	25	24	22	30	28	42
Open Saloon	17	42	86	72	31	49	91	75	-	-
Miscellaneous - Traffic	364	559	139	435	212	561	107	167	7	126
Miscellaneous - Criminal	315	297	256	201	238	207	64	76	47	123
Total	7,031	5,970	7,160	5,920	7,164	7,508	6,035	7,324	5,663	7,698

Municipal Court of Record, Jury
Monthly Filings and Dispositions of Major Offenses
Fiscal Year 1978-79

Violations		July	August	September	October	November	December	January	February	March	April	May	June	Total
Driving Under Influence	Filed	193	370	289	309	264	364	278	227	228	296	277	270	3365
	Disposed	148	111	119	154	121	88	137	123	128	146	131	110	1516
Driving While Impaired	Filed	13	14	24	18	15	8	7	2	3	2	5	4	115
	Disposed	8	8	14	22	23	25	28	29	15	19	24	21	236
Actual Physical Control	Filed	4	11	7	14	10	13	7	12	14	15	17	17	141
	Disposed	5	4	3	10	8	4	4	6	6	10	8	10	78
Reckless Driving	Filed	13	14	20	8	9	5	6	19	4	6	9	19	132
	Disposed	104	105	134	136	101	79	100	112	72	101	109	101	1254
No State Drivers License	Filed	58	95	85	67	91	91	61	53	44	73	79	75	872
	Disposed	55	48	67	66	68	52	60	67	51	72	71	64	741
Driving Under Suspension	Filed	36	55	57	43	72	59	45	69	42	51	44	39	612
	Disposed	25	21	37	33	32	29	32	37	42	35	30	34	387
Driving Under Revocation	Filed	22	6	18	5	22	2	1	5	3	3	1	1	89
	Disposed	15	15	4	14	3	8	4	5	7	2	3	2	82
Transporting Open Bottle	Filed	51	68	56	68	51	84	44	52	33	56	40	39	642
	Disposed	52	50	35	50	50	51	53	41	40	50	45	36	553
Leaving Scene of Accident	Filed	9	16	23	20	19	16	29	18	16	14	16	19	215
	Disposed	1	4	9	13	11	5	12	17	11	11	12	9	115
Attempting to Elude	Filed	12	11	13	9	11	4	8	9	5	10	9	8	109
	Disposed	4	5	9	9	5	8	7	7	7	4	5	4	74
Interfering With Official Process	Filed	0	1	0	0	3	6	3	3	2	3	5	2	28
	Disposed	0	0	0	2	1	5	3	1	3	2	6	3	26
Carrying Concealed Weapon	Filed	1	2	2	4	1	2	3	0	0	0	0	0	15
	Disposed	2	0	1	2	1	1	1	0	1	1	0	0	10
Open Saloon	Filed	8	0	0	0	0	2	4	2	1	0	0	0	17
	Disposed	6	0	18	2	10	0	1	0	0	2	1	2	42
Miscellaneous - Traffic	Filed	18	35	42	23	33	36	44	15	28	32	32	26	364
	Disposed	29	22	51	54	51	41	54	39	79	43	48	48	559
Miscellaneous - Criminal	Filed	25	22	36	45	57	29	25	29	9	12	10	16	315
	Disposed	37	18	26	16	26	19	24	41	26	23	23	18	297
Totals	Filed	463	720	672	633	658	721	565	515	432	573	544	535	7031
	Disposed	491	411	527	582	511	415	520	525	488	521	516	462	5970

Filings and Dispositions of Major Municipal Court of Record, Jury Offenses
Fiscal Year 1978-79

Violation	Cases Filed	Cases Disposed		Total Cases Disposed
		Guilty	Not Guilty	
Driving Under Influence	3,365	1,377	139	1,516
Driving While Impaired	115	225	11	236
Actual Physical Control	141	70	8	78
Reckless Driving	132	1,223	31	1,254
No State Drivers License	872	396	345	741
Driving Under Suspension	612	328	59	387
Driving Under Revocation	89	69	13	82
Transporting Open Bottle	642	320	233	553
Leaving Scene of Accident	215	67	48	115
Attempting To Elude	109	53	21	74
Interfering With Official Process	28	13	13	26
Carrying Concealed Weapon	15	6	4	10
Open Saloon	17	7	35	42
Miscellaneous - Traffic	364	375	184	559
Miscellaneous - Criminal	315	210	87	297
Total	7,031	4,739	1,231	5,970

Municipal Court of Record, Jury
Court Docket Activity Fiscal Year 1978-79

Arraignments

FY 78-79	Cases Set	Bond Forfeitures Or Bench Warrants	Pled Guilty	Pled Not Guilty	Dismissed	Arraignment Continued
July	589	88	61	348	12	80
August	725	114	46	427	21	117
September	913	156	74	523	19	141
October	728	99	65	427	12	125
November	859	138	61	550	3	107
December	854	87	48	549	9	161
January	562	64	41	330	16	111
February	512	87	45	290	9	81
March	516	66	78	301	10	61
April	660	107	43	426	12	72
May	799	103	55	483	12	146
June	554	90	29	368	7	60
	<u>8,271</u>	<u>1,199</u>	<u>646</u>	<u>5,022</u>	<u>142</u>	<u>1,262</u>

Dispositions

FY 78-79	Cases Set	Bond Forfeitures Or Bench Warrants	Pled Guilty	Continuance for Disposition	Dismissed	Set For Trial
July	817	81	307	186	59	184
August	639	38	224	167	71	139
September	887	77	364	195	58	193
October	836	61	326	169	66	214
November	763	104	339	101	65	154
December	900	45	299	220	78	258
January	866	60	318	205	67	216
February	831	63	342	198	45	183
March	578	25	228	110	47	168
April	718	54	290	166	52	156
May	749	31	318	147	62	191
June	755	34	313	160	74	174
	<u>9,339</u>	<u>673</u>	<u>3,668</u>	<u>2,024</u>	<u>744</u>	<u>2,230</u>

Court Docket Activity, FY 78-79

Sentencings

FY 78-79	Cases Set	Bond Forfeitures Or Bench Warrants	Dismissed	Sentenced	Continued for Sentencing
July	176	18	16	104	38
August	176	16	14	108	38
September	167	14	19	104	30
October	184	7	14	133	30
November	158	10	10	96	42
December	197	17	12	131	37
January	146	6	6	97	37
February	127	6	12	84	25
March	138	13	2	102	21
April	190	24	2	112	52
May	164	7	10	114	33
June	112	4	1	92	15
	<u>1,935</u>	<u>142</u>	<u>118</u>	<u>1,277</u>	<u>398</u>

Other Hearings

FY 78-79	Cases Set	Motion Hearings	Initial Revocation Hearings	Evidentiary Hearings	Non-Jury Trials Guilty	Not Guilty	Other*
July	164	76	24	25	0	1	38
August	176	87	15	38	0	0	36
September	159	84	23	22	2	1	27
October	252	89	70	41	0	0	52
November	218	86	49	67	0	0	16
December	225	88	55	36	0	0	46
January	206	111	27	43	3	1	21
February	148	76	15	17	0	0	40
March	162	71	14	24	0	0	53
April	148	72	31	21	0	0	24
May	146	43	21	31	0	0	51
June	200	63	41	45	1	0	50
	<u>2,204</u>	<u>946</u>	<u>385</u>	<u>410</u>	<u>6</u>	<u>3</u>	<u>454</u>

*"Other" category includes jail hearings, indigency hearings, and bench warrant hearings (to show cause for defendant's failure to appear on initial court appearance date).

Municipal Court of Record, Jury
Analysis of Jury Terms
Fiscal Year 1978-79

	Number of Jurors Summoned	Number of Jurors on Payroll	Percent of Jurors Summoned on Payroll	Number of Jurors on Sworn Panel	Percent of Jurors Summoned on Sworn Panel	Percent of Jurors on Panel from Payroll	Amount of Jury Payroll	Number of Defendants With Cases on Jury Trial Docket	Number of Juries Empaneled	Number of Jury Verdicts
September 11-15, 1978	90	28	31.1%	19	21.1%	67.9%	\$1,413.92	89	3	2
November 13-17	90	39	43.3%	30	33.3%	76.9%	1,650.14	81	6	5
January 15-19, 1979	89	28	31.5%	23	25.8%	82.1%	1,654.52	118	2	2
February 12-16	95	33	34.7%	27	28.4%	81.8%	1,478.89	15	5	5
March 12-16	95	38	40.0%	31	32.6%	81.6%	1,345.93	64	1	1
May 14-18	90	34	37.8%	26	28.9%	76.5%	1,575.11	100	4	3
Total	549	200		156			\$9,118.51	467	21	18
Average	91.5	33.3	36.4%	26	28.4%	78.0%	\$1,519.75	77.8	3.5	3.0

Municipal Court of Record, Jury
Jury Trial Docket Analysis
Fiscal Year 1978-79

		No. of Defendants With Cases Set	BW/BF	Jury		Dismissed	Disposed By Plea	W/JT Set For Disposition	Continuance Jury Trial
				NG	G				
September	11-15	89	17	1	1	14	9	18	29
November	13-17	81	21	4	1	20	3	6	26
January	15-19	118	18	1	1	6	7	37	48
February	12-16	15	3	1	4	0	4	0	3
March	12-16	64	13	0	1	7	13	7	23
May	14-18	100	15	1	2	14	17	0	51
Total		467	87	8	10	61	53	68	180
Percent of Total		100%	18.6%	1.7%	2.2%	13.0%	11.4%	14.6%	38.5%

END