


North Carolina Courts

1978-79



67909

Annual Report
of the
Administrative Office of the Courts



The Cover: The Rutherford County Courthouse, in Rutherfordton, North Carolina, was completed in 1926. It is a stately Renaissance Revival building faced with a smooth stone veneer. Interior renovations have been minimal and many of the original features and materials survive.


NCJRS

MAY 28 1980

ACQUISITIONS

NORTH CAROLINA COURTS

1978 - 79



ANNUAL REPORT

of the

ADMINISTRATIVE OFFICE OF THE COURTS



ADMINISTRATIVE OFFICE OF THE COURTS
JUSTICE BUILDING
RALEIGH, NORTH CAROLINA

*To The Honorable, The Chief Justice of
The Supreme Court of North Carolina*

In accord with Section 7A-343 of the North Carolina General Statutes I hereby transmit the Fourteenth *Annual Report of the Administrative Office of the Courts*, relating to the fiscal year, July 1, 1978 - June 30, 1979.

Some significant changes in format and content are reflected in this year's report. First, the report is on a fiscal year rather than calendar year basis. This permits a presentation of case data and other information about the Judicial Department on the same time period used to report appropriations and expenditures for the Judicial Department as well as for State government generally. Also, the fiscal year format will permit us to have available more timely reports for the consideration of the annual sessions of the General Assembly. In content, more emphasis is given to narrative, with the view of better serving the varying needs of different users of the report and placing in sharper focus an overall perspective of Judicial Department activity.

Appreciation is expressed to the many persons who participated in the data reporting, compilation, and presentation process required to produce this annual report. Within the Administrative Office of the Courts, principal responsibilities were shared by the Research and Planning Division and the Systems Division. Among court officials, the principal burden of reporting the great mass of trial court data rested upon the offices of the clerks of superior court located in each of the one hundred counties of the State. Without the daily, responsible work of clerk personnel across the State, this report would not have been possible.

It is my hope that the annual report, for this and succeeding years, will make a contribution to better understanding and support for continued improvement of North Carolina's system of courts.

Bert M. Montague
Director

February 15, 1980

TABLE OF CONTENTS

Part I

The 1978-1979 Judicial Year In Review

| | |
|---|---|
| The 1978-1979 Judicial Year In Review | 1 |
|---|---|

Part II

Court System Organization and Operations

| | |
|---|----|
| Historical Development of the North Carolina Court System | 5 |
| The Present Court System | 9 |
| Organization and Operations in 1978-79 | |
| The Supreme Court | 13 |
| The Court of Appeals | 15 |
| The Superior Courts | 19 |
| The District Courts | 25 |
| District Attorneys | 29 |
| Clerks of Superior Court | 33 |
| Public Defenders | 35 |
| Administrative Office of the Courts | 36 |
| The Judicial Planning Committee | 41 |
| The Judicial Council | 43 |
| The Judicial Standards Commission | 45 |

Part III

Court Resources

| | |
|---|----|
| Judicial Department Finances | |
| Appropriations | 47 |
| Expenditures | 50 |
| Receipts | 52 |
| Distribution of Receipts | 53 |
| Cost and Case Data on Representation of Indigents | 56 |
| Judicial Department Personnel | 63 |

Part IV

Courts Caseload Data

| | |
|---|-----|
| Appellate Division Caseload Data | 67 |
| Superior Court Division Caseload Data | 73 |
| District Court Division Caseload Data | 111 |

Tables, Charts and Graphs

Part II

Court System Organization and Operations

| | |
|---|----|
| Original Jurisdictions and Routes of Appeal in the Present Court System | 8 |
| Principal Administrative Authorities for North Carolina Trial Courts | 11 |
| The Supreme Court of North Carolina | 12 |
| The Court of Appeals of North Carolina | 14 |
| Map of Judicial Divisions and Districts | 17 |
| Judges of Superior Court | 18 |
| Superior Court Case Filings and Dispositions, 1975-79 | 20 |
| Superior Court Cases Pending at Year End 1975-79 | 20 |
| District Court Judges | 23 |
| District Court Case Filings and Disposition 1975-79 | 26 |
| District Court Cases Pending at Year End 1975-79 | 26 |
| District Attorneys | 28 |
| Clerks of Superior Court | 31 |
| Organization of the Administrative Office of the Courts | 36 |
| The Judicial Planning Committee | 41 |
| The Judicial Council | 43 |
| The Judicial Standards Commission | 44 |

Part III

Court Resources

| | |
|---|----|
| General Fund Appropriations, All State Agencies and Judicial Department | 47 |
| General Fund Appropriations, All State Agencies and Judicial Department | 48 |
| General Fund Appropriations for Operating Expenses of all State Agencies and Department, 1974-79 | 49 |
| General Fund Expenditures for Judicial Department Operations, 1974-79 | 51 |
| Judicial Department Receipts, 1974-79 | 52 |
| Amounts of Fees, Fines and Forfeitures collected by the Courts and Distributed to Counties and Municipalities | 54 |
| Cost and Case Data on Representation of Indigents | 57 |
| Mental Hospital Commitment Hearings | 58 |
| Categories of Assigned Counsel—Numbers of Cases and Expenditures by County | 59 |
| Judicial Department Personnel | 63 |

Part IV
Courts Caseload Data

| | |
|---|-----|
| Types of Cases Before the Supreme Court | 68 |
| Types of Petitions Before the Supreme Court | 69 |
| Supreme Court Caseload Summaries, 1977-78 and 1978-79 | 70 |
| Caseload Trends in the Superior Courts, 1969-1979 | 74 |
| Filings and Dispositions in the Superior Court Division | 75 |
| Caseload Summaries for Civil Cases in the Superior Courts | 76 |
| Caseload Trends of Civil Cases in the Superior Courts, 1969-1979 | 79 |
| Manner of Disposition of Civil Cases in the Superior Court | 80 |
| Methods of Disposition of Superior Court Civil Cases | 83 |
| Ages of Civil Cases in the Superior Courts | 84 |
| Caseload Summaries for Estate and Special Proceedings Cases in the Superior Courts | 89 |
| Caseload Trends in Estates and Special Proceedings, 1974-79 | 92 |
| Caseload Summaries for Criminal Cases in the Superior Courts | 93 |
| Caseload Trends of Criminal Cases in the Superior Courts, 1969-1979 | 96 |
| Felonies and Misdemeanors in the Superior Courts | 97 |
| Manner of Disposition of Criminal Cases in the Superior Courts | 98 |
| Methods of Disposition of Superior Court Criminal Cases | 101 |
| Ages of Felony and Misdemeanor Cases in the Superior Courts | 102 |
| Caseload Trends in the District Courts, 1971-1979 | 112 |
| Filings and Dispositions in the District Court Division | 113 |
| Caseload Summaries for Civil Cases in the District Courts | 114 |
| Caseload Trends of Civil Cases in the District Courts, 1971-1979 | 117 |
| General Civil, Domestic Relations, and Civil Magistrate Cases in the District Courts | 118 |
| Manner of Disposition of Civil Cases in the District Courts | 119 |
| Methods of Disposition of District Court Civil Cases | 124 |
| Ages of Civil Cases in the District Courts | 125 |
| Age Breakdown of Civil Cases Pending on June 30, 1979 | 130 |
| Offenses and Conditions Alleged in Juvenile Petitions in the District Courts | 131 |
| Adjudicatory Hearings for Juvenile Cases in the District Courts | 134 |
| Caseload Summaries for Criminal Cases in the District Courts | 137 |
| Caseload Trends of Criminal Cases in the District Courts, 1971-1979 | 140 |
| Motor Vehicle and Non-Motor Vehicle Cases in the District Courts | 141 |

Manner of Disposition of Motor Vehicle and Non-Motor Vehicle Cases in the District Courts 142

Methods of Disposition of District Court Criminal Cases 147

Ages of Motor Vehicle and Non-Motor Vehicle Cases in the District Courts 148

Rankings for the 33 Judicial Districts Based Upon Percent of Dispositions to Total Caseload 156

Rankings for the 100 Counties Based Upon Percent of Dispositions to Total Caseload 157

PART I

THE 1978-1979 JUDICIAL YEAR IN REVIEW

THE 1978-79 JUDICIAL YEAR IN REVIEW

Annual Report Format and Content

This annual report covers North Carolina Judicial Department operations for the 1978-79 fiscal year, differing substantially in format and content from prior annual reports, which were on a calendar year basis.

Changing to the fiscal year period, July 1 through June 30, offers two distinct advantages. First, the time period on caseload data and analysis can now correspond with the time period for reporting on appropriations and expenditures. Second, the annual report for the immediate past year can be compiled, printed and distributed before or early during the legislative sessions of each year instead of (as in the past) usually after the legislative sessions have adjourned. For example, the latest annual report available to the 1979 Legislative Session was for calendar year, 1977, inasmuch as the 1978 calendar year report was not completed and available for distribution until after the Legislature had adjourned.

A recommended "State Court Model Annual Report" was distributed in 1979 by the National Center for State Courts and the Conference of State Court Administrators as a part of a continuing effort to develop a national data base of state court statistics and to assist in the improvement of annual reports on state courts throughout the country. This recommended model was used as a guide in the production of this annual report.

Beginning with the 1976 Annual Report on the Judicial Department, North Carolina's reporting of trial court case data has been much more comprehensive than in previous years. The revised system of trial court data reporting begun in 1976 is described in the Introduction to the 1976 Annual Report on North Carolina Courts. This current report differs from the past three Annual Reports largely in presenting significantly more narrative comment so as to provide a better overall State perspective of Judicial Department activity.

In the interest of clarity and convenience for readers, this Report is divided into four major parts, separated by a divider page of the same color as the cover. Part I consists of the "judicial year in review" statement. Part II provides information on the historical development of North Carolina courts, description of the present court system and a summary review of organization and operations during 1978-79. Part III covers court resources: appropriations and expenditures during 1978-79 and summary information on the categories of personnel which serve in the Judicial Department. Part IV contains detailed caseload data and comment for both the trial courts and the appellate courts.

As is apparent, the basic approach in format is to present a "broad perspective" of court system organization and operations, proceeding then to a more detailed data presentation. The objective is to meet well

the varying needs of different users of the Annual Report.

Whatever progress is reflected in this year's Report will hopefully be the foundation for still further improvements in succeeding annual reports.

The Workload of the Courts

During 1978-79 there were some substantial increases in the workload of North Carolina's courts, at appellate and trial court levels. As set out in more detail in Part IV, the number of cases docketed in the Supreme Court increased 8.1%; the number of opinions filed by the Court increased 9.5%; the number of petitions docketed increased 46.3%; and the number of petitions allowed by the Supreme Court increased by 20.8%.

With respect to the superior courts, a total of 68,625 cases (civil and criminal) were filed during 1978-79, a 5.9% increase over the total of 64,819 cases filed during calendar year, 1978. A total of 65,899 superior court cases were disposed of during 1978-79, an increase of 6.8% over the total of 61,713 cases disposed of during calendar year, 1978. For year-end pending cases, the total at the end of 1978-79 was 35,184, representing a 2.8% reduction from the total of 36,214 cases pending at the end of calendar year, 1978. More detailed data on superior court civil and criminal caseloads is presented in Part IV of this Report.

For the district courts, filings of cases decreased slightly (less than one percent) during 1978-79 compared with calendar year, 1978, as did dispositions: a total of 1,402,518 for 1978-79 compared with 1,407,360 for calendar year, 1978. The number of district court cases, civil and criminal, which were pending as of June 30, 1979 was about one percent greater (244,922) compared with the number (242,920) pending at the end of calendar year, 1978. As the more detailed data in Parts II and IV of this Report show, the trend in district court case activity over the past several years reflects a significant increase. The slight decrease in current year total case activity is not regarded as necessarily indicative of a trend which will hold.

It is important to note that civil case filings in the district courts during 1978-79 *increased* almost six percent, and the number of civil cases pending at year-end rose more than 11% over the prior year. The principal decrease in district court filings during 1978-79 was in the traffic offense category. This decrease (2.4%) in traffic cases is undoubtedly related to recently reported trends in the operation of private automobiles as reflected, for example, in decreasing state gasoline tax revenues. The higher costs of gasoline appear to be prompting automobile owners to drive less than they would otherwise, and at lower speeds. Whether the decreases in traffic case activity in the district courts dur-

THE 1978-79 JUDICIAL YEAR IN REVIEW

ing 1978-79 reflect a trend for this category of cases which will hold during the next few years remains to be seen. Obviously, if private automobile use decreases, or does not continue to increase as in the past, the volume of traffic offenses which will come before the district courts in the State will be affected.

Legislative Highlights

Constitutional Amendments

By the required three-fifths vote in each house, the Legislature approved a proposed amendment to the State Constitution, to be voted on statewide at the general election in the Fall of 1980, which provides that only a person who is authorized to practice law in the State will be eligible for appointment or election to a judgeship. Under the present State Constitution a non-lawyer can serve as a judge in any of the courts, appellate as well as the trial courts. Non-lawyers have not in the past been appointed or elected to the Supreme Court, the Court of Appeals, or the superior court. Eight non-lawyers have been elected district court judges; but any non-lawyer sitting judge would be exempted from application of the proposed constitutional amendment under a "grandfather clause."

A proposed constitutional amendment providing for "nonpartisan merit selection" of judges failed to gain the necessary three-fifths legislative approval for submission to a statewide vote.

Censure or Removal of a Supreme Court Justice

The statutes pertaining to the Judicial Standards Commission were amended to provide that if the respondent is a member of the State Supreme Court, the recommendation of the Judicial Standards Commission will go to the Court of Appeals for action instead of to the Supreme Court. In such case, the Chief Judge and the six senior judges on the Court of Appeals, excluding any judge serving on the Judicial Standards Commission, would act on the recommendation of the Judicial Standards Commission.

Court Studies

The General Assembly reestablished the North Carolina Courts Commission which will have a continuing responsibility to review court organization and operation issues and submit recommendations for improvement. Five members of this Commission are appointed by the Governor, five by the President of the Senate, and five by the Speaker of the House. The Legislature also gave this Commission four specific study assignments: consideration of administrative adjudication of traffic cases in lieu of initial filing of such cases in the district courts; a study of the offices of the Clerk of Superior Court and the position of trial court adminis-

trator; and a study of the feasibility of making financial settlement to persons convicted and imprisoned whose terms of imprisonment are later shown to have been legally erroneous.

The Legislative Research Commission (an agency of the General Assembly) was directed to study the laws of evidence with the view of proposing an evidence code for the State; and the Criminal Code Commission, appointed by the Attorney General and responsible for studies in the criminal law and procedure area, was directed to study the defense of insanity in criminal cases. Reports on these matters are to be presented to the 1981 General Assembly.

Additional District Court Judges

Nine additional district court judges were authorized by the General Assembly, one each in the following judicial districts: 1st, 3rd, 4th, 5th, 13th, 14th, 26th, 27B, and 29th.

Presumptive Sentencing Law

A presumptive sentencing law (G.S. 15A-1340.1 et seq.) was enacted by the 1979 General Assembly, to be applicable to felonies committed on or after July 1, 1980. The act divides felonies into 10 classes and sets a presumptive sentence for each class other than those for which the death penalty or life imprisonment is mandated by statute. The sentencing judge must impose the presumptive sentence unless he gives written reasons for the court record for not doing so. However, unless otherwise expressly provided by statute for a particular offense, the judge retains full discretion to suspend a prison term, impose probation supervision, sentence a defendant as a youthful offender or impose consecutive terms for multiple offenses without giving reasons.

In imposing a prison term for a felony conviction, the sentencing judge may consider any relevant mitigating or aggravating circumstance; and he must consider the following factors: (1) *aggravating* — in committing the offense the defendant inflicted bodily injury or property damage substantially in excess of the minimum required to prove the offense, or the defendant induced others to participate in the offense or provided leadership of others in committing the offense; (2) *mitigating* — defendant had no prior criminal record or a record only of minor misdemeanors, defendant inflicted minimum bodily injury or property damage, was a passive participant or had a minor role, suffered from a mental or physical condition not sufficient to constitute a defense but which significantly reduced his culpability, the defendant was of such age or limited mental capacity as to be substantially lacking in sound judgment, or defendant had made partial or full restitution to the victim of the crime. Further, the sentencing

THE 1978-79 JUDICIAL YEAR IN REVIEW

judge is required to take into account a negotiated plea and any circumstance arising from the evidence which is found by the judge to have mitigating value.

Second Grand Jury Authorized

Section 15A-622 of the North Carolina General Statutes was amended to authorize the senior resident superior court judge in a district to expedite criminal prosecutions by impaneling a second grand jury in any county of the district, to sit concurrently with the regular grand jury.

First Appearance on Felony Charge

Section 15A-601 of the General Statutes was amended to provide, effective October 1, 1979, that the clerk of superior court may conduct the first appearance proceeding for one charged with a felony if a district court judge is not available within the 96-hour period required by statute.

Revised Juvenile Code

Relevant to the jurisdiction and authority of district court judges in juvenile matters, and to the responsibilities of juvenile court counselors, the General Assembly enacted a new Juvenile Code, based upon a report of the Juvenile Code Revision Committee which was established by the 1977 General Assembly. The new code (G.S. 7A-516 et seq.) becomes effective on January 1, 1980.

Jurisdiction of Magistrates

The jurisdiction of magistrates in small claims cases was increased from \$500 to \$800, and the jurisdictional amount involved in worthless check charges heard by magistrates was increased from \$300 to \$400. These changes were made effective October 1, 1979.

Appropriations

State funds were appropriated for the following additional positions in the Judicial Department: nine district court judges; 18 assistant district attorneys; 12 magistrates; 86 deputy clerks; two court reporters; one investigatorial assistant for a district attorney office; four attorneys and two secretaries for the prehearing unit of the Court of Appeals; a trial court administrator and secretary for each of ten judicial districts; 10 assistant public defenders, five stenographers and one investigator for Public Defender offices; an executive director, investigator, and secretary for the Judicial Standards Commission (to replace LEAA-funded positions).

In addition, funds were appropriated to raise juror's pay after five days of jury duty from \$8 to \$30 per day, and to increase grand jurors' pay from \$8 to \$12 per day. Judicial Department personnel received an approximate 7% cost-of-living salary increase, comparable to that provided for other State personnel.

PART II

COURT SYSTEM ORGANIZATION AND OPERATIONS

- Historical Development of Court System
- Present Court System
- Organization and Operations in 1978-79

HISTORICAL DEVELOPMENT OF THE NORTH CAROLINA COURT SYSTEM

From its early colonial period North Carolina's judicial system has been the focus of periodic attention and adjustment. Through the years, there has been a repeated sequence of critical examination, proposals for reform, and finally the enactment of some reform measures.

Colonial Period

Around 1700 the royal governor established a General (or Supreme) Court for the colony and a dispute developed over the appointment of associate justices. The Assembly conceded to the King the right to name the chief justice but unsuccessfully tried to win for itself the power to appoint the associate justices. Other controversies developed concerning the creation and jurisdiction of the courts and the tenure of judges. As for the latter, the Assembly's position was that judge appointments should be for good behavior as against the royal governor's decision for life appointment. State historians have noted that "the Assembly won its fight to establish courts and the judicial structure in the province was grounded on laws enacted by the legislature," which was more familiar with local conditions and needs (Lefler and Newsome, 142). Nevertheless, North Carolina alternated between periods under legislatively enacted reforms (like good behavior tenure and the Court Bill of 1746, which contained the seeds of the post-Revolutionary court system) and periods of stalemate and anarchy after such enactments were nullified by royal authority. A more elaborate system was framed by legislation in 1767 to last five years. It was not renewed because of persisting disagreement between local and royal partisans. As a result, North Carolina was without higher courts until after Independence (Battle, 847).

At the lower court level during the colonial period, judicial and county government administrative functions were combined in the authority of the justices of the peace, who were appointed by the royal governor.

After the Revolution

When North Carolina became a state in 1776, the colonial structure of the court system was retained largely intact. The Courts of Pleas and Quarter Sessions — the county court which continued in use from about 1670 to 1868 — were still held by the assembled justices of the peace in each county. The justices were appointed by the governor on the recommendation of the General Assembly, and they were paid out of fees charged litigants. On the lowest level of the judicial system, magistrate courts of limited jurisdiction were held by justices of the peace, singly or in pairs, while the county court was out of term.

The new Constitution of 1776 empowered the General Assembly to appoint judges of the Supreme Court of Law and Equity. A court law enacted a year later authorized three superior court judges and created judicial districts. Sessions were supposed to be held in the court towns of each district twice a year, under a system much like the one that had expired in 1772. Just as there had been little distinction in terminology between General Court and Supreme Court prior to the Revolution, the terms Supreme Court and Superior Court were also interchangeable during the period immediately following the Revolution.

One of the most vexing governmental problems confronting the new State of North Carolina was its judiciary. "From its inception in 1777 the state's judiciary caused complaint and demands for reform." (Lefler and Newsome, 291, 292). Infrequency of sessions, conflicting judge opinions, and insufficient number of judges, and lack of means for appeal were all cited as problems, although the greatest weakness was considered to be the lack of a real Supreme Court.

In 1779, the legislature required the Superior Court judges to meet together in Raleigh as a Court or Conference to resolve cases which were disagreed on in the districts. This court was continued and made permanent by subsequent laws. The justices were required to put their opinions in writing to be delivered orally in court. The Court of Conference was changed in name to the Supreme Court in 1805 and authorized to hear appeals in 1810. Because of the influence of the English legal system, however, there was still no conception of an alternative to judges sitting together to hear appeals from cases which they had themselves heard in the districts in panels of as few as two judges (Battle, 848). In 1818, though, an independent three-judge Supreme Court was created for review of cases decided at the Superior Court level.

Meanwhile, semi-annual superior court sessions in each county were made mandatory in 1806, and the State was divided into six circuits, or ridings, where the six judges were to sit in rotation, two judges constituting a quorum as before.

The County court of justices of the peace continued during this period as the lowest court and as the agency of local government.

After the Civil War

Major changes to modernize the judiciary and make it more democratic were made in 1868. A primary holdover from the English legal arrangement — the distinction between law and equity proceedings — was abolished. The County Court's control of local government was abolished. Capital offenses were limited to murder, arson, burglary and rape, and the Constitution stated that the aim of punishment was "not only to satisfy justice, but also to reform the offender, and thus

HISTORICAL DEVELOPMENT OF THE NORTH CAROLINA COURT SYSTEM

prevent crime." The membership of the Supreme Court was raised to five, and the selection of the justices (including the designation of the chief justice) and superior court judges (raised in number to 12) was taken from the legislature and given to the voters, although vacancies were to be filled by the governor until the next election. The Court of Pleas and Quarter Sessions — the County Court of which three justices of the peace constituted a quorum — was eliminated. Its judicial responsibilities were divided between the Superior Courts and the individual justices of the peace, who were retained as separate judicial officers with limited jurisdiction.

Conservatively oriented amendments to the 1868 Constitution in 1875 reduced the number of Supreme Court justices to three and the Superior Court judges to nine. The General Assembly was given the power to appoint justices of the peace, instead of the governor. Most of the modernizing changes in the post-Civil War Constitution, however, were left, and the judicial structure it had established continued without systematic modification through more than half of the 20th century. (A further constitutional amendment approved by the voters in November, 1888, returned the Supreme Court membership to five, and the number of superior court judges to twelve.)

Before Reorganization

A multitude of legislative enactments to meet rising demands and to respond to changing needs had heavily encumbered the 1868 judicial structure by the time systematic court reforms were proposed in the 1950's. This accrual of piecemeal change and addition to the court system was most evident at the lower, local court level, where hundreds of courts specially created by statute operated with widely dissimilar structure and jurisdiction.

By 1965, when the implementation of the most recent major reforms was begun, the court system in North Carolina consisted of four levels: (a) the Supreme Court, with appellate jurisdiction; (b) the superior court, with general trial jurisdiction; (c) the local statutory courts of limited jurisdiction, and (d) justices of the peace and mayor's courts, with petty jurisdiction.

At the superior court level, the State had been divided into 30 judicial districts and 24 solicitorial districts. The 40 superior court judges (who rotated among the counties) and the district solicitors were paid by the State. The clerk of superior court, who was judge of probate and often also a juvenile judge, was a county official. There were specialized branches of superior court in some counties for matters like domestic relations and juvenile offenses.

The lower two levels were local courts. At the higher of these local court levels were more than 180 recorder-type courts. Among these were the county recorder's

courts, municipal recorder's courts and township recorder's courts; the general county courts, county criminal courts and special county courts; the domestic relations courts and the juvenile courts. Some of these had been established individually by special legislative acts more than a half-century earlier. Others had been created by general law across the State since 1919. About half were county courts and half were city or township courts. Jurisdiction included misdemeanors (mostly traffic offenses), preliminary hearings and sometimes civil matters. The judges, who were usually part-time, were variously elected or appointed locally.

At the lowest level were about 90 mayor's courts and some 925 justices of the peace. These officers had similar criminal jurisdiction over minor cases with penalties up to a \$50 fine or 30 days in jail. The justices of the peace also had civil jurisdiction of minor cases. These court officials were compensated by the fees they exacted, and they provided their own facilities.

Court Reorganization

The need for a comprehensive evaluation and revision of the court system received the attention and support of Governor Luther H. Hodges in 1957, who encouraged the leadership of the North Carolina Bar Association to pursue the matter. A Court Study Committee was established as an agency of the North Carolina Bar Association, and that Committee issued its report, calling for reorganization, at the end of 1958. A legislative Constitutional Commission, which worked with the Court Study Committee, finished its report early the next year. Both groups called for the structuring of an all-inclusive court system which would be directly state-operated, uniform in its organization throughout the State and centralized in its administration. The plan was for a simplified, streamlined and unified structure. A particularly important part of the proposal was the elimination of the local statutory courts and their replacement by a single District Court; the office of justice of the peace was to be abolished, and the newly fashioned position of magistrate would function within the District Court as a subordinate judicial office.

Constitutional amendments were introduced in the legislature in 1959 but these failed to gain the required three-fifths vote of each house. The proposals were reintroduced and approved at the 1961 session. The Constitutional amendments were approved by popular vote in 1962, and three years later the General Assembly enacted statutes to put the system into effect by stages. By the end of 1970 all of the counties and their courts had been incorporated into the new system, whose unitary nature was symbolized by the name, General Court of Justice. The designation of the entire 20th Century judicial system as a single, statewide "court," with components for various types and levels

HISTORICAL DEVELOPMENT OF THE NORTH CAROLINA COURT SYSTEM

of caseload, was adapted from North Carolina's earlier General Court, whose full venue extended to all of the 17th Century counties.

After Reorganization

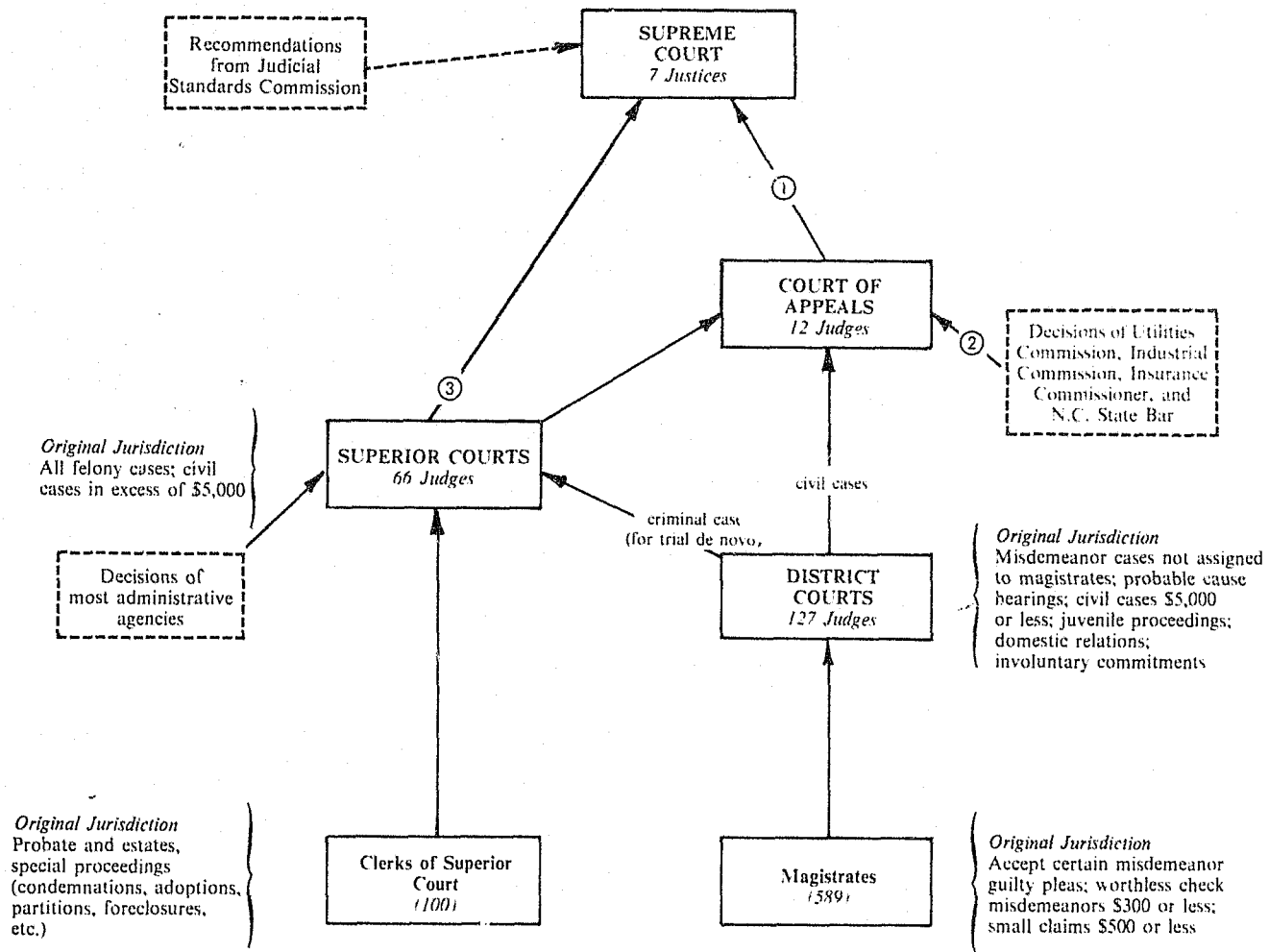
Notwithstanding the comprehensive reorganization adopted in 1962, the impetus for changes has continued. In 1965, the Constitution was amended to provide for the creation of an intermediate Court of Appeals. It was amended again in 1972 to allow for the Supreme Court to censure or remove judges upon the recom-

mendation of a Judicial Standards Commission. As for the selection of judges, persistent efforts have been made in the 1970's to obtain legislative approval of amendments to the State Constitution, to appoint judges according to "merit" instead of electing them by popular, partisan vote. The proposed amendments have received the backing of a majority of the members of each house, but not the three-fifths required to submit constitutional amendments to a vote of the people. It seems likely that this significant issue will be before the General Assembly again for consideration.

Major Sources

- Battle, Kemp. P. *An Address on the History of the Supreme Court* (Delivered in 1888). 1 North Carolina Reports 835-876.
Hinsdale, C.E. *County Government in North Carolina*. 1965 Edition.
Lefler, Hugh Talmage and Albert Ray Newsome. *North Carolina: The History of a Southern State*. 1963 Edition.
Sanders, John L. *Constitutional Revision and Court Reform: A Legislative History*. 1959 Special Report of the N.C. Institute of Government.
Stevenson, George and Ruby D. Arnold. *North Carolina Courts of Law and Equity Prior to 1868*. N.C. Archives Information Circular 1973.

ORIGINAL JURISDICTIONS AND ROUTES OF APPEAL IN THE PRESENT COURT SYSTEM



- (1) Appeals from the Court of Appeals to the Supreme Court are by right in Utilities Commission general rate cases, cases involving constitutional questions, and cases in which there has been dissent in the Court of Appeals. In its discretion, the Supreme Court may review Court of Appeals decisions in cases of significant public interest or cases involving legal principles of major significance.
- (2) Appeals from these agencies lie directly to the Court of Appeals.
- (3) Appeals in criminal cases where the defendant has been sentenced to death or life imprisonment go directly to the Supreme Court as a matter of right; in all other criminal cases and in civil cases appeal as of right is to the Court of Appeals. The Supreme Court, in its discretion, may hear appeals directly from the trial court in cases where delay would cause substantial harm or the Court of Appeals docket is unusually full.

THE PRESENT COURT SYSTEM

Article IV of the North Carolina Constitution establishes the General Court of Justice which "shall constitute a unified judicial system for purposes of jurisdiction, operation, and administration, and shall consist of an Appellate Division, a Superior Court Division, and a District Court Division."

The Appellate Division is comprised of the Supreme Court and the Court of Appeals.

The Superior Court Division is comprised of the superior courts which hold sessions in the county seats of the 100 counties of the State. The counties are grouped into judicial districts (33 at the present time), and one or more superior court judges are elected for each of the judicial districts. A clerk of the superior court for each county is elected by the voters of the county.

The District Court Division is comprised of the district courts. The General Assembly is authorized to divide the State into a convenient number of local court districts and prescribe where the district courts shall sit, but district court must sit in at least one place in each county. The General Assembly has provided that districts for purposes of the district court are coterminous with superior court judicial districts. The Constitution also provides for one or more magistrates to be appointed in each county "who shall be officers of the district court."

The State Constitution (Art. IV, Sec. 1) also contains the term, "judicial department," stating that "The General Assembly shall have no power to deprive the judicial department of any power or jurisdiction that rightfully pertains to it as a co-ordinate department of the government, nor shall it establish or authorize any courts other than as permitted by this Article." The terms, "General Court of Justice" and "Judicial Department" are almost, but not quite, synonymous. It may be said that the Judicial Department encompasses all of the levels of court designated as the General Court of Justice plus all administrative and ancillary services within the Judicial Department.

The original jurisdictions and routes of appeal between the several levels of court in North Carolina system of courts are illustrated in the chart on the posite page.

Criminal Cases

Trial of misdemeanor cases is within the original jurisdiction of the district courts. Some misdemeanor offenses are tried by magistrates, who are also empowered to accept pleas of guilty to certain offenses and impose fines in accordance with a schedule set by the Conference of Chief District Court Judges. Most trials of misdemeanors are by district court judges, who also hold preliminary, "probable cause" hearings in felony cases. Trial of felony cases is within the jurisdiction of the superior courts.

Decisions of magistrates may be appealed to the district court judge. In criminal cases there is no trial by jury available at the district court level; appeal from the district courts' judgments in criminal cases is to the superior courts for trial *de novo* before a jury. Except in life-imprisonment or death sentence cases (which are appealed to the Supreme Court), appeal from the superior courts is to the Court of Appeals.

Civil Cases

The 100 clerks of superior court are *ex officio* judges of probate and have original jurisdiction in probate and estates matters. The clerks also have jurisdiction over such special proceedings as adoptions, partitions, condemnations under the authority of eminent domain, and foreclosures. Rulings of the clerk may be appealed to the superior court.

The district courts have original jurisdiction in juvenile proceedings, domestic relations cases, petitions for involuntary commitment to a mental hospital, and general civil cases where the amount in litigation is \$5,000 or less. If the amount in litigation is \$500* or less and the plaintiff in the case so requests, the chief district court judge may assign the case for initial hearing by a magistrate. Magistrates' decisions may be appealed to the district court. Trial by jury for civil cases is available in the district courts; appeal from the judgment of a district court in a civil case is to the North Carolina Court of Appeals.

The superior courts are the proper courts for trial of general civil cases where the amount of litigation is more than \$5,000. Appeals from decisions of most administrative agencies is first within the jurisdiction of the superior courts. Appeal from the superior courts in civil cases is to the Court of Appeals.

Administration

The North Carolina Supreme Court has the "general power to supervise and control the proceedings of any of the other courts of the General Court of Justice" (G.S. 7A-32(b)).

In addition to this grant of general supervisory power, the North Carolina General Statutes provide certain Judicial Department officials with specific powers and responsibilities for the operation of the court system. The Supreme Court has the responsibility for prescribing rules of practice and procedures for the appellate courts and for prescribing rules for the trial courts to supplement those prescribed by statute. The Chief Justice of the Supreme Court designates one of the judges of the Court of Appeals to be its Chief Judge, who in turn is responsible for scheduling the sessions of the Court of Appeals.

* Increased to \$800 effective October 1, 1979 (G.S. 7A-210).

THE PRESENT COURT SYSTEM

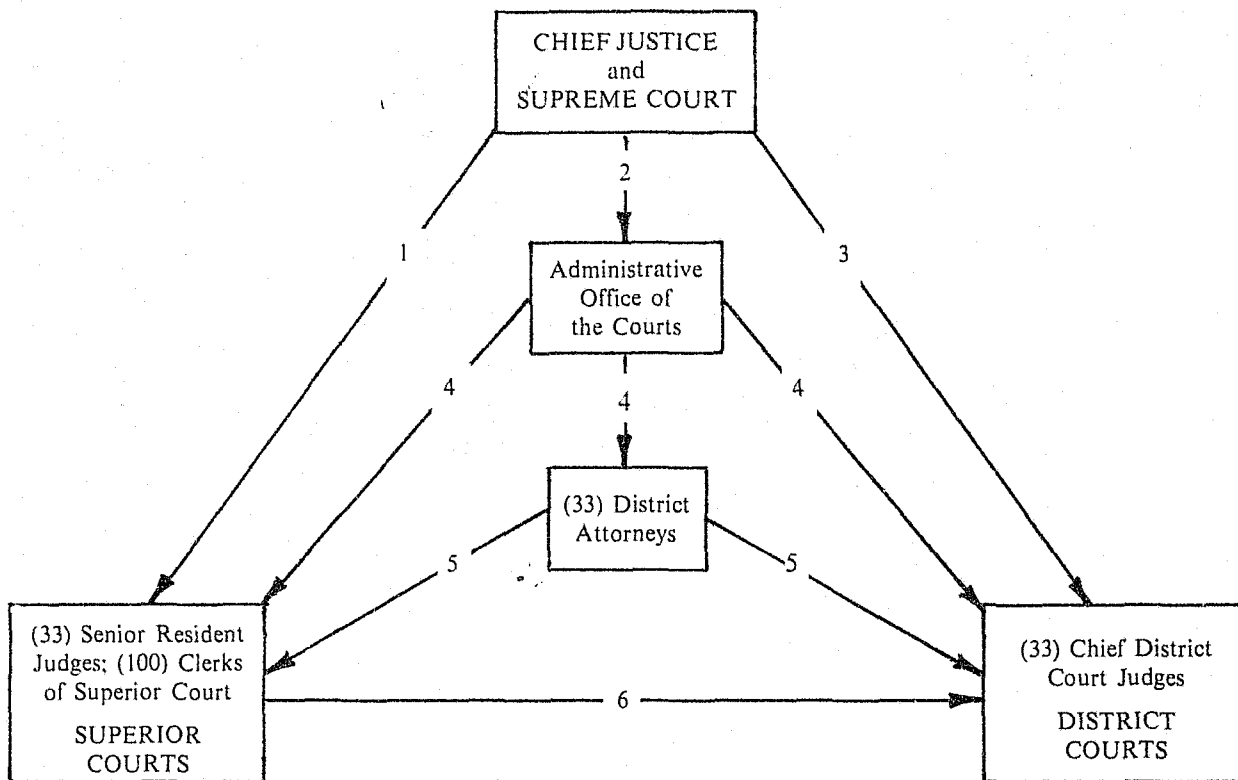
The chart on the following page illustrates specific responsibilities for administration of the trial courts vested in Judicial Department officials by statute. The Chief Justice appoints both the Director and Assistant Director of the Administrative Office of the Courts; the Assistant Director also serves as the Chief Justice's administrative assistant. The schedule of sessions of superior court in the 100 counties is set by the Supreme Court; assignment of the State's rotating superior court judges is the responsibility of the Chief Justice. Finally, the Chief Justice designates a chief district court judge for each of the State's 33 judicial districts from among the elected district court judges of the respective districts. These judges have special responsibilities for the scheduling of the district courts and magistrates' courts within their respective districts, as well as general local-level administrative responsibilities.

The Administrative Office of the Courts is responsible for direction of the non-judicial, administrative and business affairs of the Judicial Department. Included

among its functions are fiscal management, personnel direction, information and statistical services, supervision of record keeping in the trial court clerks' offices, liaison with the legislative and executive departments of government, court facility evaluation, purchase and contract, education and training, coordination of the program for provision of legal counsel to indigent persons, juvenile probation and after-care, trial court administrator services, planning, and general administrative services.

The clerk of superior court in each county acts as clerk for both the superior and district courts. In most counties the clerk is also chairman of the county's calendar committee, which sets the civil case calendar. (In a few districts these committees have been abolished with the advent of the "trial court administrator" program now being tested.) The criminal case calendars in both superior and district courts are set by the district attorney of the respective district.

PRINCIPAL ADMINISTRATIVE AUTHORITIES FOR NORTH CAROLINA TRIAL COURTS



- ¹ The Supreme Court has general supervisory authority over the operations of the superior courts (as well as other trial courts). The schedule of superior courts is approved by the Supreme Court; assignments of superior court judges, who rotate from district to district, are the responsibility of the Chief Justice.
- ² Both the Director and Assistant Director of the Administrative Office of the Courts are appointed by and serve at the pleasure of the Chief Justice.
- ³ The Supreme Court has general supervisory authority over the operations of the district courts (as well as other trial courts). The Chief Justice appoints a chief district court judge in each of the 33 judicial districts from the judges elected in the respective districts.
- ⁴ The Administrative Office of the Courts is empowered to prescribe a variety of rules governing the operation of the offices of the 100 clerks of superior court, and to obtain statistical data and other information from officials in the Judicial Department.
- ⁵ The district attorney sets the criminal-case trial calendars. In each district, the senior resident superior court judge and the chief district court judge are empowered to supervise the calendaring procedures for civil cases in their respective courts.
- ⁶ In addition to certain judicial functions, the clerk of superior court performs administrative, fiscal and record-keeping functions for both the superior court and district court of his county. Magistrates, who serve under the supervision of the chief district court judge, are appointed by the senior resident superior court judge from nominees submitted by the clerk of superior court.

THE SUPREME COURT OF NORTH CAROLINA¹

Chief Justice

SUSIE SHARP²

Associate Justices

JOSEPH BRANCH³

JAMES G. EXUM, JR.

J. FRANK HUSKINS

DAVID M. BRITT

J. WILLIAM COPELAND

WALTER E. BROCK

Retired Chief Justice

WILLIAM H. BOBBITT

Retired Justices

J. WILL PLESS, JR.

I. BEVERLY LAKE

CARLISLE W. HIGGINS

DAN K. MOORE

Clerk

John R. Morgan

Librarian

Frances H. Hall

¹As of 30 June 1979.

²Retired 31 July 1979.

³Appointed Chief Justice 1 August 1979. Court of Appeals Judge J. Phil Carlton was appointed Associate Justice 2 August 1979.

THE SUPREME COURT

At the apex of the General Court of Justice is the seven-member Supreme Court, which sits in Raleigh to consider and decide questions of law presented in civil and criminal cases appealed from the lower courts. The Chief Justice and six associate justices are elected to eight-year terms by popular vote. There are two terms of the Supreme Court each year: a Spring Term commencing on the first Tuesday in February and a Fall Term commencing on the first Tuesday in September. The Court sits only *en banc*.

Jurisdiction

The only original jurisdiction exercised by the Supreme Court is over the censure and removal of judges upon the (non-binding) recommendations of the Judicial Standards Commission. The Court's appellate jurisdiction includes: cases on appeal by right from the Court of Appeals (Utilities Commission general rate-setting cases, cases involving constitutional questions, and cases in which there has been dissent in the Court of Appeals); cases on appeal by right from the superior courts (criminal cases in which the defendant has been sentenced to death or to life imprisonment); and cases in which review has been granted in the Supreme Court's discretion (cases of significant public interest and cases involving legal principles of major significance to North Carolina jurisprudence). Discretionary review by the Supreme Court directly from the trial courts may be granted when delay would likely cause substantial harm or when the workload of the Appellate Division is such that the expeditious administration of justice requires it; most appeals are heard only after review by the Court of Appeals. Discretionary review may also be granted when the decision of the Court of Appeals in a case appears likely to be in conflict with a decision of the Supreme Court.

Administration

The Supreme Court has general power to supervise and control the proceedings of the other courts of the General Court of Justice. The court has specific power to prescribe the rules of practice for the Appellate Division and supplementary rules of practice and procedure for the trial court divisions consistent with the rules prescribed by the General Assembly. The schedule of superior court sessions in the 100 counties is approved, yearly, by the Supreme Court. The members of the

North Carolina Judicial Planning Committee are appointed by, and serve at the pleasure of, the Supreme Court, as are the Clerk of the Supreme Court, the Librarian of the Supreme Court, and the Appellate Division Reporter.

The Chief Justice of the Supreme Court appoints both the Director and Assistant Director of the Administrative Office of the Courts, who serve at his pleasure. He also designates a Chief Judge from among the judges of the Court of Appeals and a Chief District Court Judge from among the judges in each of the State's 33 judicial districts. He assigns superior court judges, who regularly rotate from district to district, to the scheduled sessions of superior court in the 100 counties, and is also empowered to transfer district court judges to other districts for temporary or specialized duty. The Chief Justice (or another member of the Supreme Court designated by him) is the chairman of the Judicial Council, and two superior court judges, one district court judge and two district attorneys are appointed to two-year terms on the Council by the Chief Justice. He also appoints three of the seven members of the Judicial Standards Commission, a judge of the Court of Appeals who serves as the Commission's chairman, one superior court judge and one district court judge.

Operations of the Court, 1978-79

Operating expenses of the Supreme Court during the 1978-79 fiscal year ending June 30, 1979 amounted to \$1,173,674, an increase of 10.9% over the 1977-78 fiscal year which had expenditures of \$1,057,897. Expenditures for the Supreme Court during 1978-79 constituted 1.9% of all General Fund expenditures for the operation of the entire Judicial Department during that fiscal year.

During the 1978 Fall Term and the 1979 Spring Term a total of 69 cases were brought forward from previous terms and 188 new cases were docketed, for a total of 257 cases before the Court during this period. During these two terms 23 cases were withdrawn or dismissed, opinions were filed in 162 cases, and at the end of the 1979 Spring Term 19 cases were carried forward to the following term. During these two terms a total of 499 petitions were filed and 65 petitions were allowed. (See Part IV of this *Annual Report* for more detail on caseload activity before the Supreme Court.)

THE COURT OF APPEALS OF NORTH CAROLINA¹

Chief Judge

NAOMI E. MORRIS

Judges

| | |
|------------------|--------------------------------------|
| FRANK M. PARKER | BURLEY B. MITCHELL, JR. ² |
| R. A. HEDRICK | JOHN WEBB |
| EARL W. VAUGHN | RICHARD C. ERWIN |
| ROBERT M. MARTIN | HARRY C. MARTIN |
| EDWARD B. CLARK | J. PHIL CARLTON ³ |
| GERALD ARNOLD | |

Retired Chief Judge

RAYMOND B. MALLARD⁴

Retired Judge

HUGH B. CAMPBELL

Clerk

Francis E. Dail

¹As of 30 June 1979.

²Resigned 20 August 1979. Judge Cecil J. Hill was appointed to fill Judge Mitchell's unexpired term and took office on 14 September 1979.

³Resigned 2 August 1979 upon appointment to the Supreme Court. Judge Hugh A. Wells was appointed to fill Judge Carlton's unexpired term and took office on 20 August 1979.

⁴Deceased 20 July 1979.

THE COURT OF APPEALS

The 12-judge Court of Appeals is North Carolina's intermediate appellate court; it hears a majority of the appeals originating from the trial courts. The Court regularly sits in Raleigh, and it may sit in other locations in the State as authorized by the Supreme Court. Sessions outside of Raleigh have not been regular or frequent. During 1978-1979, panels of the Court of Appeals held three two-day sessions in Winston-Salem. Judges of the Court of Appeals are elected by popular vote for eight-year terms. A Chief Judge for the Court is designated by the Chief Justice of the Supreme Court and serves in that capacity at the pleasure of the Chief Justice.

Cases are heard by panels of three judges, with the Chief Judge responsible for assigning members of the Court to the four panels. Insofar as practicable, each judge is to be assigned to sit a substantially equal number of times with each other judge. The Chief Judge presides over the panel of which he or she is a member and designates a presiding judge for the other panels.

The Chief Judge (or another member of the Court of Appeals designated by the Chief Judge) is an *ex officio* member of the Judicial Council; and one member of the Court of Appeals, designated by the Chief Justice of the Supreme Court, serves as chairman of the Judicial Standards Commission.

Jurisdiction

The bulk of the caseload of the Court of Appeals consists of cases appealed from the trial courts. This Court also hears appeals directly from any final order or decision of the North Carolina Utilities Commission, and from certain final orders or decisions of the North Carolina State Bar and the Commissioner of In-

urance. Effective September 1, 1979, appeals from certain final orders or decisions of the Property Tax Commission go directly to the Court of Appeals. (Appeals from the decisions of other administrative agencies lie, first, within the jurisdiction of the superior courts.)

Effective April 30, 1979, the General Assembly conferred upon the Chief Judge and the six judges next senior in service on the Court of Appeals jurisdiction to censure or remove from office a Supreme Court justice. Such censure or removal case comes before the seven-member panel of judges upon the non-binding recommendation of the Judicial Standards Commission.

Operations of the Court, 1978-79

Operating expenses of the Court of Appeals during the 1978-79 fiscal year ending June 30, 1979 totalled \$1,485,877, an increase of 20.4% over 1977-78 expenditures of \$1,233,765. Much of this increase is attributable to the increase (from nine to twelve) in the number of Court of Appeals judges. Expenditures for the Court of Appeals during 1978-79 amounted to 2.4% of all General Fund expenditures for the operation of the entire Judicial Department during that fiscal year.

During the fiscal year July 1, 1978 through June 30, 1979 the Court of Appeals reported dispositions in a total of 1,114 cases. A total of 671 published opinions were filed, of which 230 were in criminal cases and 441 were in civil cases, including appeals from the Insurance Commissioner, the Industrial Commission, and the Utilities Commission.

Dispositions in a total of 443 cases were reported without published opinions, of which 280 were criminal cases and 163 were civil cases.

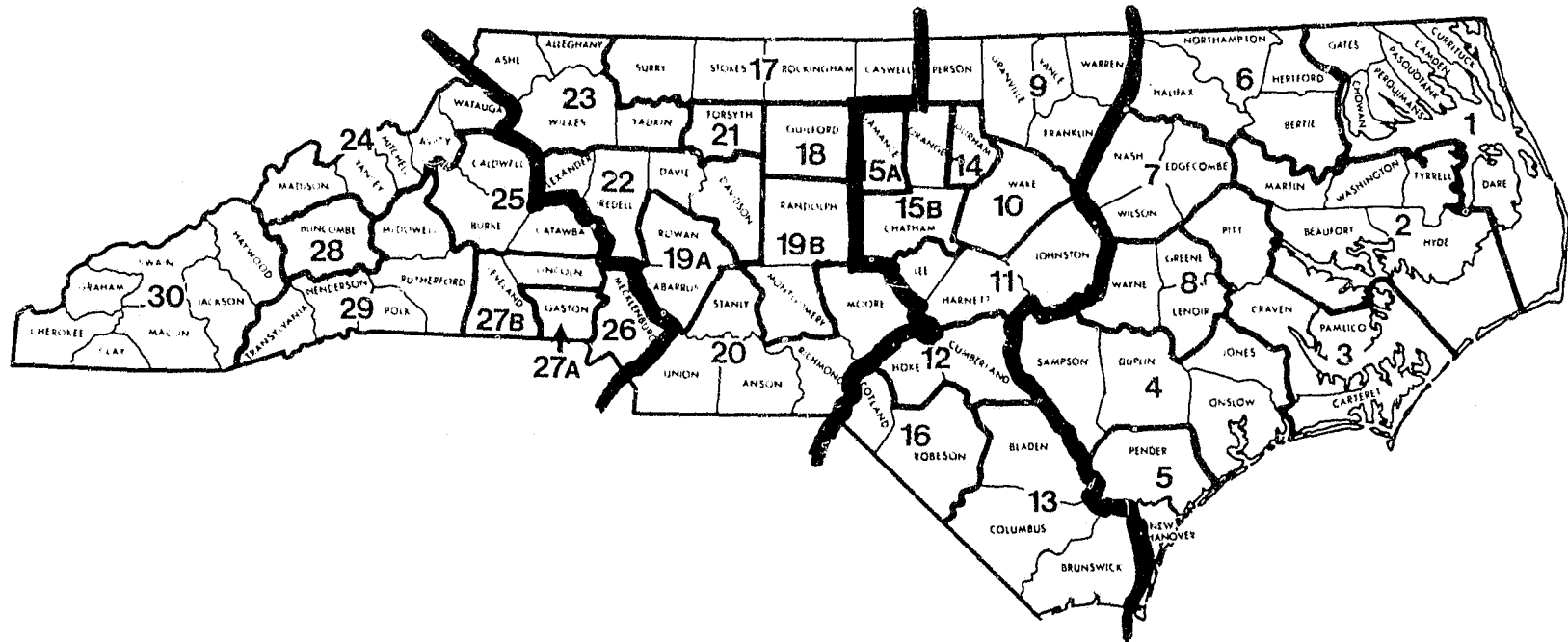
THE PRESENT COURT SYSTEM

Division IV

Division III

Division II

Division I



The State is divided into four judicial divisions and thirty-three judicial districts. Regular superior court judges rotate from district to district of the division in which they reside. District court judges rotate from county to county in the district in which they reside.

Preceding page blank

JUDGES OF SUPERIOR COURT*
(As of June 30, 1979)

DIVISION I

- District**
- 1 J. Herbert Small, Elizabeth City
 - 2 Elbert S. Peel, Jr., Williamston
 - 3 Robert D. Rouse, Jr., Farmville
David E. Reid, Jr., Greenville
 - 4 Henry L. Stevens, III, Kenansville
James R. Strickland, Jacksonville
 - 5 Bradford Tillery, Wilmington
Napoleon B. Barefoot, Wilmington
 - 6 Richard B. Alisbrook, Roanoke Rapids
 - 7 George M. Fountain, Tarboro
Franklin R. Brown, Tarboro
 - 8 R. Michael Bruce, Mount Olive
James D. Llewellyn, Kinston

DIVISION II

- 9 Hamilton H. Hobgood, Louisburg
- 10 James H. Pou Bailey, Raleigh
Robert L. Farmer, Raleigh
A. Pilston Godwin, Jr., Raleigh
Edwin S. Preston, Jr., Raleigh
- 11 Harry E. Canaday, Benson
- 12 E. Maurice Braswell, Fayetteville
Coy E. Brewer, Jr., Fayetteville
D. G. Herring, Jr., Fayetteville
- 13 Giles R. Clark, Elizabethtown
- 14 Thomas H. Lee, Durham
Anthony M. Brannon, Bahama
John C. Martin, Durham
- 15A D. Marsh McLelland, Burlington
- 15B F. Gordon Battle, Chapel Hill
- 16 Henry A. McKinnon, Jr., Lumberton

DIVISION III

- District**
- 17 James M. Long, Yanceyville
 - 18 Charles T. Kivett, Greensboro
W. Douglas Albright, Greensboro
Edward K. Washington, Greensboro
 - 19A Thomas W. Seay, Jr., Spencer
James C. Davis, Concord
 - 19B Hal H. Walker, Asheboro
 - 20 John D. McConnell, Southern Pines
F. Fetzer Mills, Wadesboro
 - 21 Harvey A. Lupton, Winston-Salem
William Z. Wood, Winston-Salem
 - 22 Robert A. Collier, Jr., Statesville
Peter W. Hairston, Advance
 - 23 Julius A. Rosseau, Jr., North Wilkesboro

DIVISION IV

- 24 Ronald W. Howell, Marshall
- 25 Sam J. Ervin, III, Morganton
Forrest A. Ferrell, Hickory
- 26 Frank W. Snapp, Jr., Charlotte
Robert M. Burroughs, Charlotte
Kenneth A. Griffin, Charlotte
William T. Grist, Charlotte
Clifton E. Johnson, Charlotte
- 27A Robert W. Kirby, Cherryville
Robert E. Gaines, Gastonia
- 27B John R. Friday, Lincolnton
- 28 Robert D. Lewis, Asheville
C. Walter Allen, Asheville
- 29 J. W. Jackson, Hendersonville
- 30 Lacy H. Thornburg, Webster

* In districts with more than one resident judge, the senior resident judge is listed first

SPECIAL JUDGES OF SUPERIOR COURT

Ronald Barbee, Greensboro
Robert R. Browning, Greenville
Robert L. Gavin, Pinehurst
William Thomas Graham, Winston-Salem

Harry L. Riddle, Jr., Morganton
David I. Smith, Burlington
Donald L. Smith, Raleigh
Ralph A. Walker, Greensboro

THE SUPERIOR COURTS

North Carolina's superior courts are principally original-jurisdiction trial courts which also perform some appellate functions. In 1978-79 there were 58 "resident" superior court judges elected to office in the 33 judicial districts, for eight-year terms by Statewide ballot, and eight "special" superior court judges, appointed to office by the Governor for four-year terms.

Jurisdiction

The superior court has original jurisdiction in all felony cases and in those misdemeanor cases which originate by grand jury indictment. (Most misdemeanors are tried first in the district court, from which they may be appealed to the superior court for trial *de novo* by a jury. No trial by jury is available for criminal cases in district court.) The superior court is the proper court for trial of civil cases where the amount in controversy exceeds \$5,000, and this court has jurisdiction over appeals from all administrative agencies except the Utilities Commission, Industrial Commission, certain rulings of the Commissioner of Insurance, and the Board of Bar Examiners of the N.C. State Bar. Appeals from these agencies lie directly to the Court of Appeals. Regardless of the amount in controversy, the original civil jurisdiction of the superior court does not include domestic relations cases, which are heard in the district courts, or probate and estates matters and certain special proceedings heard first by the clerk of superior court as *ex officio* judge of probate. Rulings of the clerk are within the appellate jurisdiction of the superior court.

Administration

The 100 counties of North Carolina are grouped into 33 judicial districts. Each district has at least one resident superior court judge who has certain administrative responsibilities for his home district, such as providing for civil case-calendar procedures (criminal case calendars are the responsibility of the district attorneys). In districts with more than one resident superior court judge, the judge senior in service on the superior court bench exercises these supervisory powers.

The 33 judicial districts are divided into four divisions for the rotation of superior court judges. Within his division, a resident superior court judge is required to rotate through the judicial districts, holding court for at least six months in each, then moving on to another district. A special superior court judge may be assigned to hold court in any of the 100 counties. Assignments of all superior court judges are made by the

Chief Justice of the Supreme Court. Under the Constitution of North Carolina, at least two sessions (a week each) of superior court are held annually in each of the 100 counties. The vast majority of counties have more than the Constitutional minimum of two weeks of superior court annually. Many larger counties have superior court in session about every week in the year.

Resources

A total of \$12,377,669 was expended for operation of the superior courts during the 1978-79 fiscal year, an increase of 18.5% over 1977-78 expenditures of \$10,443,645. This total includes expenditures for the State's district attorneys' offices as well as the salaries and operating expenses of the 66 superior court judges, court reporters in the superior courts, and staff support. The 1978-79 total amounted to 19.9% of the General Fund expenditures for operating expenses of the entire Judicial Department.

1978-79 Caseload

Including both civil and criminal cases, a total of 68,625 cases were filed in the superior courts during the period July 1, 1978 through June 30, 1979. As the white bars in the chart below illustrate, superior court case findings have been increasing: the 1978-79 total is 5.9% higher than the total of 64,819 cases filed during the 1978 calendar year and 11.3% higher than the 1977 total of 61,665 cases filed.

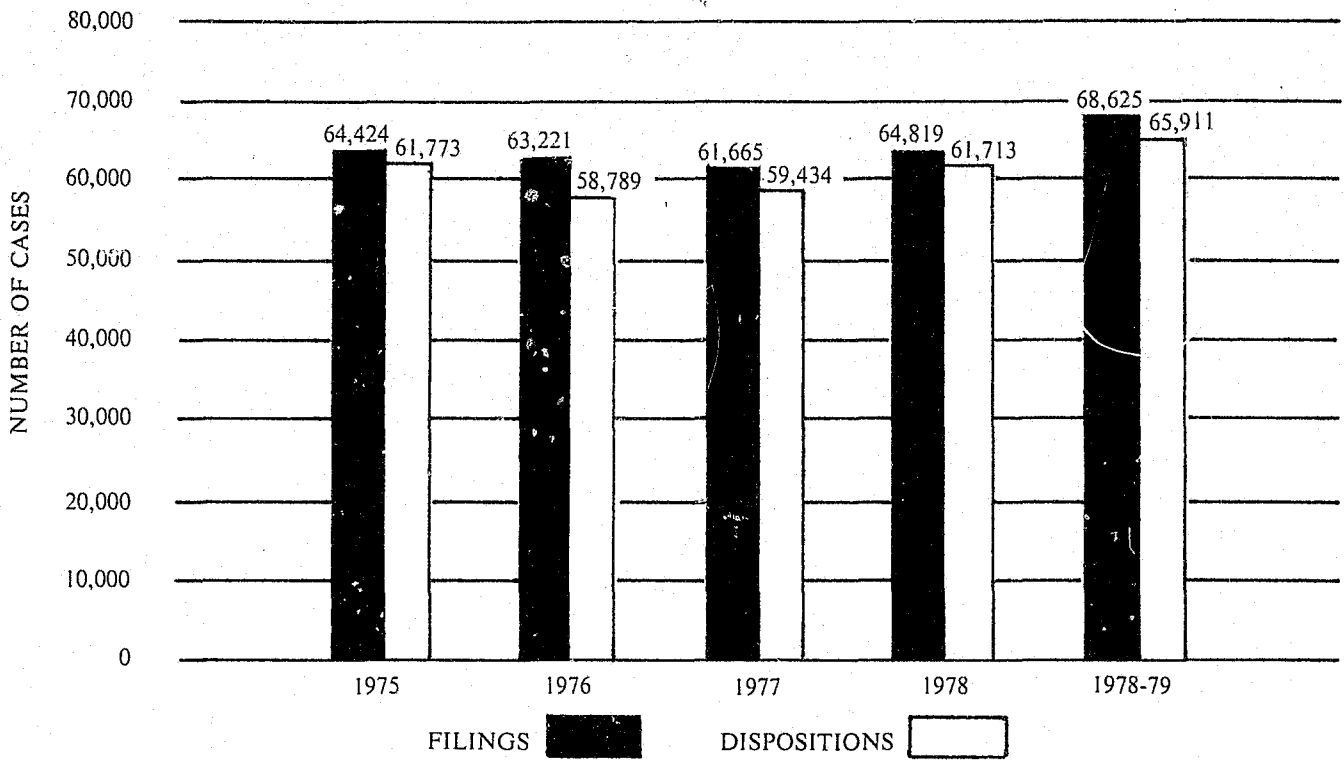
A total of 65,911 superior court cases were disposed of during 1978-79. Like filings, dispositions (shown in the black bars in the first chart on the following page) have been increasing: the total for the 1978-79 fiscal year is 6.8% higher than the figure of 61,713 cases disposed of during calendar year 1978 and 10.9% higher than the 59,434 cases disposed of during calendar year 1977.*

The numbers of superior court cases, both civil and criminal, which have remained pending at the end of the last five annual reporting periods are illustrated in the second chart on the following page. A total of 35,172 cases were pending on June 30, 1979, a 2.9% reduction from the total pending on December 31, 1978 — 36,214 cases. As the chart illustrates, however, the general trend over the past four and one-half years has been one of increases in the numbers of superior court cases pending at year end.

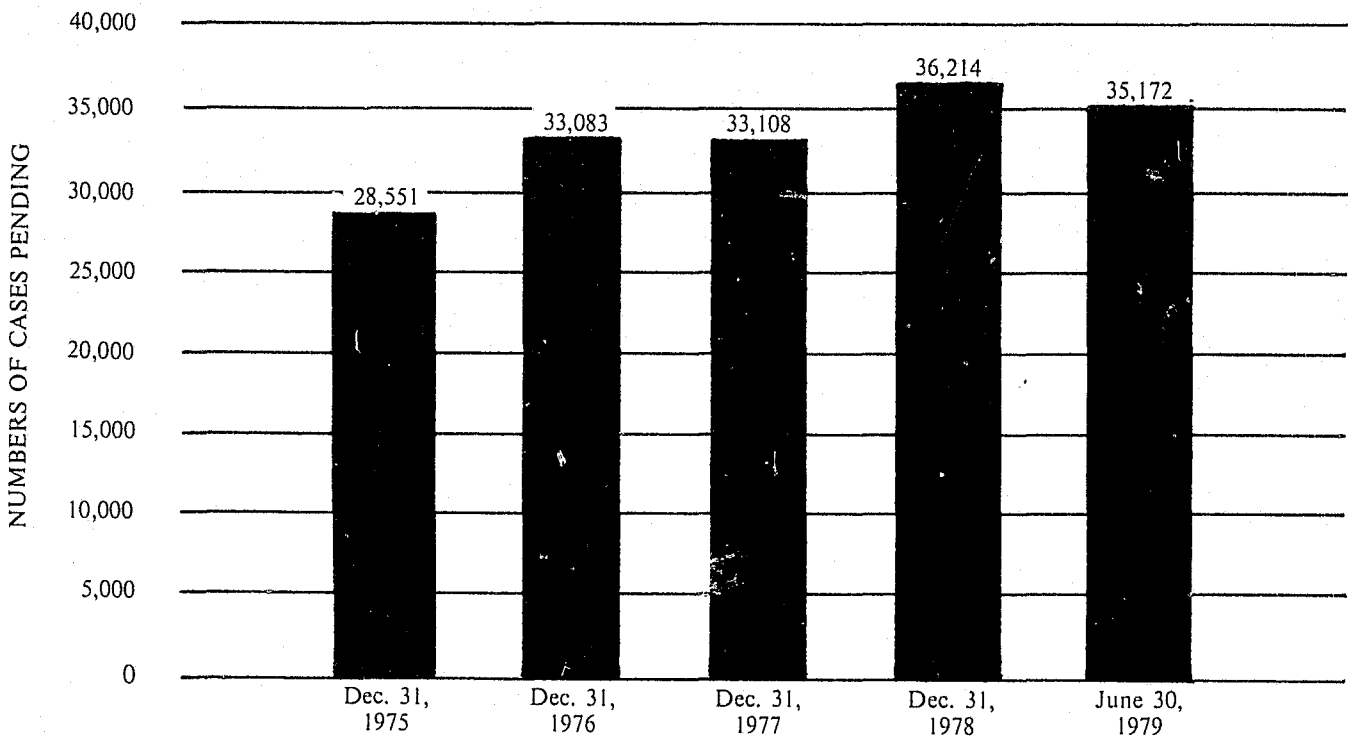
More detailed information on superior court civil and criminal caseloads is contained in Part IV of this Report.

*The data in the chart are for calendar years 1975 through 1978 and for fiscal year 1978-79. To facilitate comparisons and depict recent trends in case filings and dispositions, cases filed or disposed of between July 1 and December 31, 1978, are included in both the figures for calendar year 1978 and the figures for fiscal year 1978-79.

SUPERIOR COURT CASE FILINGS AND DISPOSITIONS, 1975 — 1978-79



SUPERIOR COURT CASES PENDING AT YEAR END, 1975 — 1978-79



THE SUPERIOR COURTS

Educational Activity

Utilizing LEAA grant funds, the Judicial Department sponsored the following educational activities for superior court judges in 1978-79:

- the Fall Continuing Education Conference, October 19-21 in Asheville, attended by 45 judges;
- an orientation session for new judges, December 1-2 at the Institute of Government in Chapel Hill, attended by five new judges;
- the Spring Seminar, March 29-31 in Charlotte, attended by 56 judges; and
- the annual meeting of the Conference of Superior Court Judges, June 17-20 in Asheville, attended by 54 judges.

The Conference of Superior Court Judges (Officers as of June 30, 1979)

James H. Pou Bailey, Raleigh, *President*

John D. McConnell, Southern Pines,
President-Elect

A. Pilston Godwin, Jr., Raleigh, *Vice President*

F. Gordon Battle, Chapel Hill,
Secretary-Treasurer

Henry L. Stevens, III, Kenansville, and
Forrest A. Ferrell, Hickory,
Additional Executive Committee Members

DISTRICT COURT JUDGES*
(As of June 30, 1979)

District

- 1 John T. Chaffin, Elizabeth City
Grafton G. Beaman, Elizabeth City
- 2 Hallett S. Ward, Washington
Charles H. Manning, Williamston
- 3 Charles H. Whedbee, Greenville
E. Burt Aycock, Jr., Greenville
Herbert O. Phillips, III, Morehead City
Norris C. Reed, Jr., New Bern
Robert D. Wheeler, Grifton
- 4 Kenneth W. Turner, Rose Hill
E. Alex Erwin, III, Jacksonville
Walter P. Henderson, Trenton
Stephen M. Williamson, Kenansville
- 5 Gilbert H. Burnett, Wilmington
Charles H. Rice, III, Wilmington
John M. Walker, Wilmington
- 6 Joseph D. Blythe, Harrellsville
Nicholas Long, Roanoke Rapids
Robert E. Williford, Lewiston
- 7 George Britt, Tarboro
Allen W. Harrell, Wilson
Tom H. Matthews, Rocky Mount
Ben H. Neville, Whitakers
- 8 J. Patrick Exum, Kinston
Kenneth R. Ellis, Fremont
Herbert W. Hardy, Maury
Arnold O. Jones, Goldsboro
Paul M. Wright, Goldsboro
- 9 Claude W. Allen, Jr., Oxford
Ben U. Allen, Jr., Henderson
J. Larry Senter, Franklinton
Charles W. Wilkinson, Oxford
- 10 George F. Bason, Raleigh
Henry V. Barnette, Jr., Raleigh
Stafford G. Bullock, Raleigh
George R. Greene, Raleigh
John Hill Parker, Raleigh
Russell G. Sherrill, III, Raleigh
- 11 Elton C. Pridgen, Smithfield
William Christian, Sanford
K. Edward Greene, Dunn
W. Pope Lyon, Smithfield

District

- 12 Derb S. Carter, Fayetteville
Sol G. Cherry, Fayetteville
Joseph E. Dupree, Raeford
Charles Lee Guy, Fayetteville
Lacy S. Hair, Fayetteville
- 13 Frank T. Grady, Elizabethtown
J. Wilton Hunt, Sr., Whiteville
William E. Wood, Whiteville
- 14 J. Milton Read, Jr., Durham
David Q. LaBarre, Durham
William G. Pearson, II, Durham
- 15A J. B. Allen, Jr., Burlington
Thomas D. Cooper, Jr., Burlington
W. S. Harris, Jr., Graham
- 15B Stanley Peele, Chapel Hill
Donald L. Paschal, Siler City
- 16 Samuel E. Britt, Lumberton
B. Craig Ellis, Laurinburg
John S. Gardner, Lumberton
Charles G. McLean, Lumberton
- 17 Leonard H. van Noppen, Danbury
Foy Clark, Mt. Airy
Jerry Cash Martin, Mt. Airy
Peter M. McHugh, Reidsville
- 18 Robert L. Cecil, High Point
Elreta M. Alexander, Greensboro
Frank A. Campbell, Greensboro
B. Gordon Gentry, Greensboro
John B. Hatfield, Jr., Greensboro
James Samuel Pfaff, Greensboro
Joseph A. Williams, Greensboro
John F. Yeattes, Jr., Greensboro
- 19A Robert L. Warren, Concord
L. Frank Faggart, Kannapolis
Adam C. Grant, Jr., Concord
Frank M. Montgomery, Salisbury
- 19B L. T. Hammond, Jr., Asheboro
William H. Heafner, Asheboro
- 20 Donald R. Huffman, Wadesboro
Ronald W. Burris, Albemarle
Kenneth W. Honeycutt, Monroe
Walter M. Lampley, Rockingham

*The Chief District Court Judge for each district is listed first.

DISTRICT COURT JUDGES*
(As of June 30, 1979)

District

- 21 Abner Alexander, Winston-Salem
William H. Freeman, Winston-Salem
James A. Harrill, Jr., Winston-Salem
Robert Kason Keiger, Winston-Salem
Gary B. Tash, Winston-Salem
- 22 Lester P. Martin, Jr., Mocksville
Preston Cornelius, Mooresville
Robert W. Johnson, Statesville
Hubert E. Olive, Jr., Lexington
- 23 Ralph Davis, North Wilkesboro
John T. Kilby, Jefferson
Samuel T. Osborne, Wilkesboro
- 24 J. Ray Braswell, Newland
Robert H. Lacey, Newland
- 25 Livingston Vernon, Morganton
Edward J. Crotty, Hickory
Bill J. Martin, Hickory
L. Oliver Noble, Jr., Hickory
Samuel McD. Tate, Morganton
- 26 Chase B. Saunders, Charlotte
P. B. Beachum, Jr., Charlotte
Walter H. Bennett, Jr., Charlotte
Larry Thomas Black, Charlotte
L. Stanley Brown, Charlotte
Daphene L. Cantrell, Charlotte
William G. Jones, Charlotte
James E. Lanning, Charlotte

District

- 27A Lewis Bulwinkle, Gastonia
Berlin H. Carpenter, Jr., Gastonia
J. Ralph Phillips, Gastonia
Donald E. Ramseur, Gastonia
- 27B A. Max Harris, Ellenboro
George W. Hamrick, Shelby
- 28 James O. Israel, Jr., Candler
Earl J. Fowler, Jr., Arden
Peter L. Roda, Asheville
William Marion Styles, Black Mountain
- 29 Robert C. Cash, Brevard
Zoro J. Guice, Jr., Hendersonville
Hollis M. Owens, Jr., Rutherfordton
- 30 Robert Leatherwood, III, Bryson City
J. Charles McDarris, Waynesville
John J. Snow, Jr., Murphy

*The Chief District Court Judge for each district is listed first.

THE DISTRICT COURTS

North Carolina's district courts are trial courts with original jurisdiction of the overwhelming majority of the cases handled by the State's court system. There were 126 district court judgeships at the beginning of 1978-79; one additional judgeship was created with the division, effective January 1, 1979, of District 19 into Districts 19A and 19B. District court judges are elected to four-year terms by the voters of their respective districts.

A total of 589 magistrate positions (some part-time) were authorized in 1978-79. Magistrates are appointed by the senior resident superior court judge from nominations submitted by the clerk of superior court of their county, and are supervised by the chief district court judge of their district.

Jurisdiction

The jurisdiction of the district court extends to virtually all misdemeanor cases, probable cause hearings in most felony cases, all juvenile proceedings, involuntary commitments and re-commitments to mental hospitals, domestic relations cases, and to general civil cases where the amount in controversy is \$5,000 or less. Upon the plaintiff's request, a civil case where the amount in controversy is \$500* or less may be denominated a "small claims" case and assigned by the chief district court judge to a magistrate for hearing. Magistrates are also empowered to try worthless check criminal cases when the value of the check does not exceed \$300** and the offender has fewer than four previous worthless check convictions; magistrates may also accept waivers of appearances and pleas of guilty in certain traffic cases. Magistrates conduct initial hearings to fix conditions of release for arrested offenders and are empowered to issue arrest and search warrants.

Administration

A chief district court judge is appointed for each judicial district by the Chief Justice of the Supreme Court from among the elected judges in the respective districts. Subject to the Chief Justice's general supervision, each chief judge exercises administrative supervision and authority over the operation of the district courts and magistrates in his district. Each chief judge is responsible for: scheduling sessions of district court and assigning judges; supervising the calendaring of civil cases; assigning matters to magistrates; making arrangements for court reporting and jury trials in civil cases; and supervising the discharge of the clerical functions, in the district courts, of the clerks of superior court of the district.

The 33 chief district judges meet in conference at least once a year upon the call of the Chief Justice of the Supreme Court. Among other matters, this annual

conference adopts a uniform schedule of traffic offenses and fines for their violation for use by magistrates and clerks of court in accepting defendants' waivers of appearance and guilty pleas.

The Conference of Chief District Court Judges (Officers as of June 30, 1979)

J. B. Allen, Jr., Burlington, *President*

John B. Chaffin, Elizabeth City, *Vice President*

Resources

A total of \$12,745,520 was expended for operating expenses of the district courts in 1978-79, an increase of 14.9% over 1977-78 expenditures of \$11,095,953. Included in the total are expenses of court reporters for district courts as well as personnel costs of district court judges and magistrates. The 1978-79 total is 20.5% of the General Fund expenditures for operation of the entire Judicial Department.

1978-79 Caseload

Including both civil and criminal cases, a total of 1,432,067 cases were filed in the district courts from July 1, 1978 through June 30, 1979. As the black bars in the first chart on the following page illustrate, district court case filings have varied from year to year in the last four and one-half years, with the overall trend being one of gradual increase. The 1978-79 total of 1,432,067 cases filed is less than one percent fewer than the total of 1,440,378 cases filed during the 1978 calendar year, but almost seven percent more than the 1975 filings total of 1,340,556 cases.

A total of 1,402,518 district court cases were disposed of during 1978-79. Figures for total dispositions over the last four and one-half years, illustrated by the white bars in the chart following, have varied up and down with the variations in case filings. The total of 1,402,518 cases disposed of during 1978-79 is less than one percent below the total of 1,407,360 cases disposed of during the 1978 calendar year, but about six percent above the 1975 dispositions total of 1,322,359 cases.

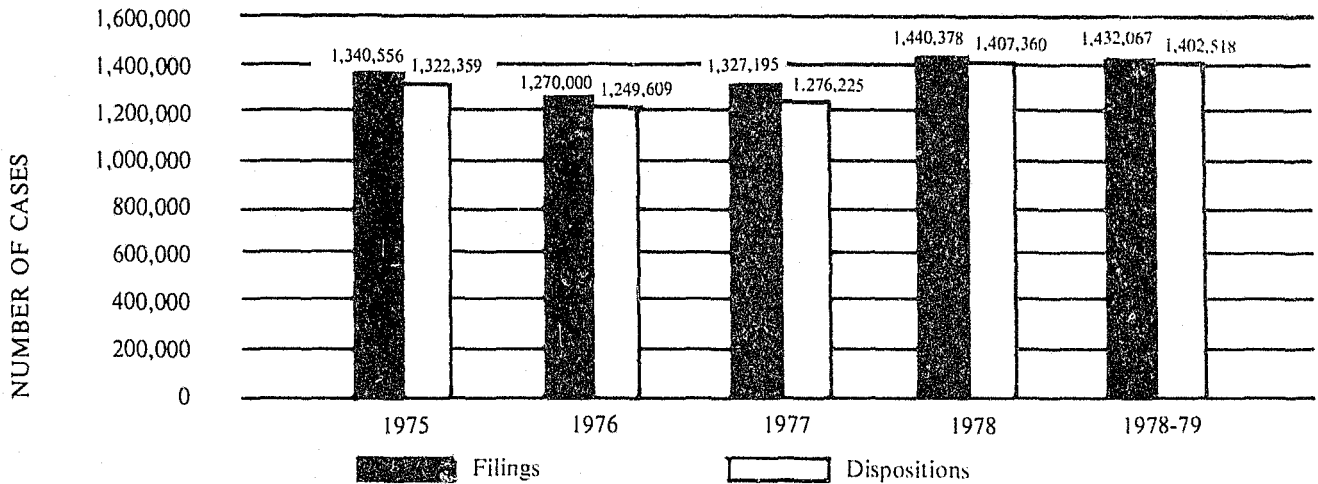
The numbers of district court cases, both civil and criminal, which remained pending at the end of the last five annual reporting periods are shown in the second chart on the following page. A total of 244,922 cases were pending on June 30, 1979, a slight increase (about one percent) over the 242,520 cases pending as of December 31, 1978.

More detailed information on district court civil and criminal caseloads is contained in Part IV of this Report.

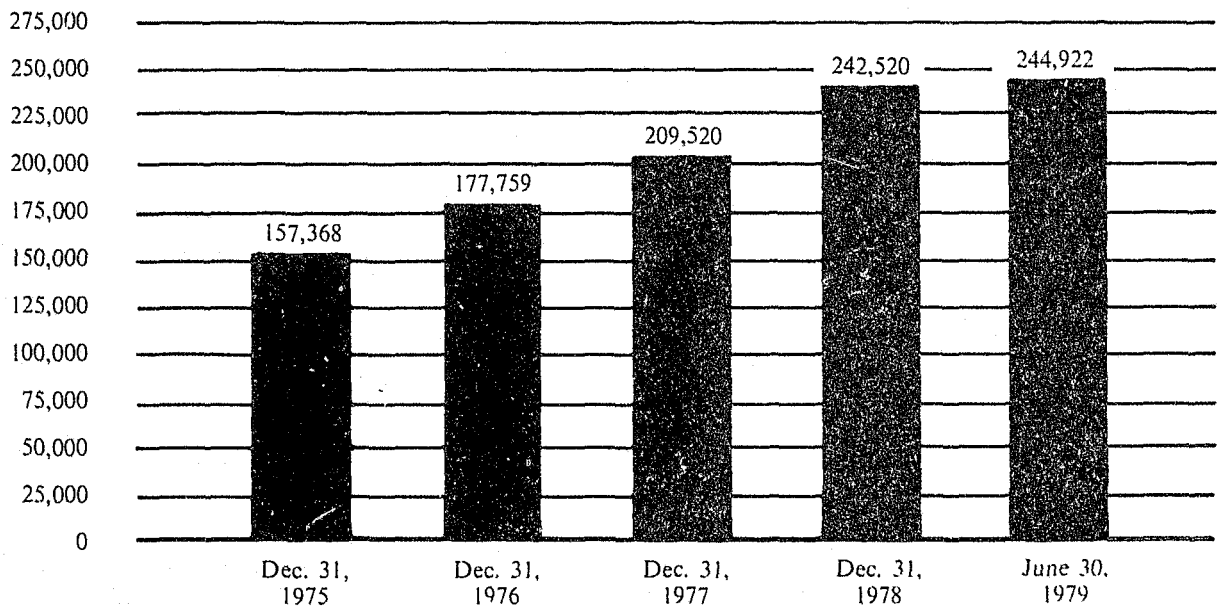
* Increased to \$800, effective October 1, 1979 (G.S. 7A-210).

** Increased to \$400, effective October 1, 1979 (G.S. 7A-273).

DISTRICT COURT CASE FILINGS AND DISPOSITION, 1975 — 1978-79*



DISTRICT COURT CASES PENDING AT YEAR END, 1975 — 1978-79



*The data in this chart are for calendar years 1975 through 1978 and for fiscal year 1978-79. To facilitate comparisons and depict recent trends in case filings and dispositions, cases filed or disposed of between July 1 and December 31, 1978, are included in both the figures for calendar year 1978 and the figures for fiscal year 1978-79.

Juvenile cases and district court hearings relating to involuntary commitments or commitments to mental hospitals are not included in these figures; these matters were not reported to AOC by case-numbers and filing and disposition dates during 1978-79. Some data on these proceedings are available; see Section 3 of Part IV (juvenile cases) and "Cost and Case Data on Representation of Indigents" in Part III (commitment and recommitment hearings).

THE DISTRICT COURTS

Educational Activity

Utilizing LEAA grant funds, the Judicial Department sponsored the following educational activities for district court judges in 1978-79:

- a conference on juveniles and learning disabilities, September 15-16 in Burlington, attended by 32 judges;
- the district judges' Fall Seminar, October 19-21 in Asheville, attended by 87 judges;
- three orientation sessions for new judges, January 5-6, January 19-20 and February 16-17 at the Institute of Government in Chapel Hill, attended by a total of 12 new judges and appointees;
- a conference on commitment of juveniles to training schools, March 30-31 in Durham, attended by 43 judges; and
- the Summer Seminar of the Association of District Court Judges, June 17-20 in Charlotte, attended by 95 judges.

By statute, new magistrates are required to satisfactorily complete a course of basic training of at least 40 hours within six months of taking office. Two sessions of this course were offered at the Institute of Government in Chapel Hill in 1978-79. The first (July 17-21 and July 31-August 4) was attended by 24 new magistrates; the second (February 5-9 and February 12-16) was attended by 52 new magistrates.

The Judicial Department also sponsored:

- the Fall Meeting of the Magistrates Association, October 16-18 in Asheville, attended by 102 magistrates;
- three sessions of a refresher course, October 23 in Chapel Hill (86 magistrates), October 30 in Greenville (38 magistrates), and November 10 in Fayetteville (30 magistrates); and
- the Spring Meeting of the Magistrates Association, May 14-16 in Raleigh, attended by 70 magistrates.

The Association of District Court Judges
(Officers as of June 30, 1978)

John M. Walker, Wilmington, *President*

Samuel E. Britt, Lumberton, *Vice President*

Robert J. Leatherwood, III, Bryson City,
Secretary-Treasurer

Hubert E. Olive, Lexington, and
Robert D. Wheeler, Grifton,
Additional Executive Committee Members

DISTRICT ATTORNEYS
(As of June 30, 1979)

District

- 1 THOMAS S. WATTS, Elizabeth City
- 2 WILLIAM C. GRIFFIN, JR., Williamston
- 3 ELI BLOOM, Greenville
- 4 WILLIAM H. ANDREWS, Jacksonville
- 5 W. ALLEN COBB, Wilmington
- 6 W. H. S. BURGWYN, JR., Woodland
- 7 HOWARD S. BONEY, JR., Tarboro
- 8 DONALD JACOBS, Goldsboro
- 9 DAVID R. WATERS, Oxford
- 10 J. RANDOLPH RILEY, Raleigh
- 11 JOHN W. TWISDALE, Smithfield
- 12 EDWARD W. GRANNIS, JR., Fayetteville
- 13 LEE J. GREER, Whiteville
- 14 DAN K. EDWARDS, JR., Durham
- 15A HERBERT F. PIERCE, Graham
- 15B WADE BARBER, JR., Pittsboro
- 16 JOE FREEMAN BRITT, Lumberton

District

- 17 FRANKLIN E. FREEMAN, JR., Reidsville
- 18 MICHAEL A. SCHLOSSER, Greensboro
- 19A JAMES E. ROBERTS, Concord
- 19B RUSSELL G. WALKER, JR., Asheboro
- 20 CARROLL LOWDER, Monroe
- 21 DONALD K. TISDALE, Winston-Salem
- 22 H. W. ZIMMERMAN, JR., Lexington
- 23 MICHAEL A. ASHBURN, North Wilkesboro
- 24 CLYDE M. ROBERTS, Marshall
- 25 DONALD E. GREENE, Newton
- 26 PETER S. GILCHRIST, Charlotte
- 27A JOSEPH G. BROWN, Gastonia
- 27B W. HAMPTON CHILDS, JR., Lincolnton
- 28 RONALD C. BROWN, Asheville
- 29 M. LEONARD LOWE, Rutherfordton
- 30 MARCELLUS BUCHANAN, III, Sylva

THE DISTRICT ATTORNEYS

The State is divided into prosecutorial districts which correspond to its judicial districts, and a district attorney is elected by the voters of each of the 33 districts for a four-year term.

Duties

The district attorney represents the State in all criminal actions brought in the superior and district courts in his district. In addition to his prosecutorial functions, the district attorney is responsible for calendaring criminal cases for trial.

Resources

Each district attorney is authorized to employ, on a full-time basis, the number of assistant district attorneys specified by statute for his district. As of June 30, 1979, a total of 179 assistant district attorneys were authorized for the 33 districts, 173 of them paid with State funds and six with federal LEAA funds in three "career criminal prosecution units" in Districts 10, 12 and 26. Including LEAA-funded personnel, the district attorney of District 26 (Mecklenburg County) had the largest staff — 17 assistants; the smallest staffs were in Districts 23 and 24 — two assistant district attorneys in each.

Each district attorney is also authorized to employ, on a full-time basis, an administrative assistant to assist in preparing cases for trial and to expedite the criminal court docket. The district attorney in 18 of the 33 districts is empowered to employ an investigative assistant, to aid in the investigation of cases preparatory to trial.

1978-1979 Caseload

A total of 56,591 criminal cases were filed in superior courts from July 1, 1978 through June 30, 1979; 32,129

of these cases were felonies and 24,462 were misdemeanors on appeal from district courts. Combined with the 17,894 cases pending on July 1, 1978, the district attorneys' superior court caseload for the year totalled 74,485 cases. Of these a total of 54,587 cases (30,979 felonies and 23,608 misdemeanor appeals) were disposed of, 73.3% of the caseload. Still pending in superior courts on June 30, 1979 were 19,898 cases (11,734 felonies and 8,164 misdemeanor appeals), which is an increase of 11.2% over the number pending on July 1, 1978.

In district courts, a total of 1,152,519 criminal cases were filed during 1978-79 (796,227 motor vehicle cases and 356,292 other criminal cases). A total of 136,288 cases were pending as of July 1, 1978; this figure, combined with cases filed during the year, totalled 1,288,807 criminal cases to be handled in district court. This cannot be regarded as the district attorneys' "caseload," however, for many district court criminal cases are disposed of by defendant's waiver of appearance and plea of guilty before a magistrate or clerk of superior court staff, and these cases do not require the district attorneys' attention. A total of 522,452 cases were disposed of by waiver in 1978-79, and an additional 24,204 cases which were filed in 1978-79 were disposed of by waiver after June 30, 1979; when these are excluded, the district attorneys' district court caseload for the year totalled 742,151 cases. Of these, 612,187 were disposed of, 82.5% of the caseload. As of June 30, 1979, 154,168 criminal cases were pending in the district courts of the State, an increase of 13.1% over the number pending on July 1, 1978.

Additional information on the district attorneys' superior court and district court caseloads is included in Sections 2 and 3, respectively, of Part IV of this *Report*.

THE DISTRICT ATTORNEYS

Educational Activity

Utilizing LEAA grant funds, the Judicial Department sponsored the following educational activities for district attorneys and their staffs in 1978-79:

- a conference for administrative assistants, August 29-31 at the Institute of Government in Chapel Hill, attended by 20 administrative assistants, one investigative assistant, and one secretary;
- an orientation session for new prosecutors, October 17-20 at the Institute of Government in Chapel Hill, attended by 24 new assistant district attorneys, one administrative assistant, and one investigative assistant;
- the Fall Conference of the District Attorneys Association, October 26-28 in Chapel Hill, attended by 11 district attorneys and 71 assistant district attorneys;
- a seminar on homicide for prosecutors, March 19-23 in Chapel Hill, attended by 16 district attorneys, 58 assistant district attorneys, and two investigative assistants; and
- the June Conference of the District Attorneys Association, June 17-20 near Charlotte, attended by 16 district attorneys, 76 assistant district attorneys, and one administrative assistant.

The District Attorneys Association
(Officers as of June 30, 1979)

Peter S. Gilchrist, Charlotte, *President*

Thomas S. Watts, Elizabeth City, *Vice President*

Joe Freeman Britt, Lumberton,
Vice President, Legislative Affairs

D. Keith Teague, Elizabeth City,
Secretary-Treasurer

CLERKS OF SUPERIOR COURT
(As of June 30, 1979)

| COUNTY | CLERK OF COURT | COUNTY | CLERK OF COURT |
|------------|----------------------|--------------|------------------------|
| Alamance | Louise B. Wilson | Johnston | Will R. Crocker |
| Alexander | Martha J. Adams | Jones | Ronald H. Metts |
| Alleghany | Joan B. Atwood | Lee | Sion H. Kelly |
| Anson | R. Frank Hightower | Lenoir | M. E. Creech |
| Ashe | Virginia W. Johnson | Lincoln | Nellie L. Bess |
| Avery | Billy J. Vance | Macon | A. W. Perry |
| Beaufort | Bessie J. Cherry | Madison | James W. Cody |
| Bertie | Thomas S. Speight | Martin | Mary K. Wynne |
| Bladen | Smithy S. Harris | McDowell | Ruth B. Williams |
| Brunswick | K. Gregory Bellamy | Mecklenburg | Robert M. Blackburn |
| Buncombe | J. Ray Elingburg | Mitchell | Arthur Ray Ledford |
| Burke | Major A. Joines | Montgomery | Charles M. Johnson |
| Cabarrus | Estus B. White | Moore | Charles M. McLeod |
| Caldwell | Mary Hood Thompson | Nash | Rachel M. Joyner |
| Camden | Caroline G. Halstead | New Hanover | Louise D. Rehder |
| Carteret | Mary Austin | Northampton | R. Jennings White, Jr. |
| Caswell | J. P. Moore | Onslow | Everitte Barbee |
| Catawba | Eunice W. Mauney | Orange | Frank S. Frederick |
| Chatham | Janice Oldham | Pamlico | Sadie W. Edwards |
| Cherokee | Rose Mary Croke | Pasquotank | Frances W. Thompson |
| Chowan | Lena M. Leary | Pender | Frances N. Futch |
| Clay | Ralph A. Allison | Perquimans | W. J. Ward |
| Cleveland | Ruth S. Dedmon | Person | W. Thomas Humphries |
| Columbus | Lacy R. Thompson | Pitt | Sandra Gaskins |
| Craven | Dorothy Pate | Polk | Judy P. Arledge |
| Cumberland | George T. Griffin | Randolph | John H. Skeen |
| Currituck | Wiley B. Elliot | Richmond | Miriam F. Greene |
| Dare | C. S. Meekins | Robeson | Ben G. Floyd, Jr. |
| Davidson | Hugh Shepherd | Rockingham | Frankie C. Williams |
| Davie | Delores C. Jordan | Rowan | Francis Glover |
| Duplin | John A. Johnson | Rutherford | Joan M. Jenkins |
| Durham | James Leo Carr | Sampson | Charlie T. McCullen |
| Edgecombe | Curtis Weaver | Scotland | J. Mason McGregor |
| Forsyth | A. E. Blackburn | Stanly | Joe H. Lowder |
| Franklin | Ralph S. Knott | Stokes | Robert Miller |
| Gaston | Betty B. Jenkins | Surry | David J. Beal |
| Gates | Tobe Daniels, Jr. | Swain | Harold H. Sandlin |
| Graham | O. W. Hooper, Jr. | Transylvania | Marian M. McMahon |
| Granville | Mary Ruth C. Nelms | Tyrrell | Jessie L. Spencer |
| Greene | Cleo W. McKeel | Union | Nola H. Cunningham |
| Guilford | Joseph E. Slate, Jr. | Vance | Mary Lou M. Barnett |
| Halifax | J. C. Taylor | Wake | J. Russell Nipper |
| Harnett | Georgia Lee Brown | Warren | Anne F. Davis |
| Haywood | William G. Henry | Washington | Louise S. Allen |
| Henderson | Thomas H. Thompson | Watauga | John T. Bingham |
| Hertford | Richard T. Vann | Wayne | Shelton Jordan |
| Hoke | Juanita Edmund | Wilkes | Wayne Rouse |
| Hyde | W. Allen Credle | Wilson | W. A. Boone, Jr. |
| Iredell | Carl G. Smith | Yadkin | Harold J. Long |
| Jackson | Frank Watson, Jr. | Yancey | Arnold E. Higgins |

THE CLERKS OF SUPERIOR COURT

A Clerk of Superior Court for each county is elected for four-year terms by the voters in each of North Carolina's 100 counties. The Clerk has jurisdiction to hear and decide special proceedings and is, *ex officio*, judge of probate, in addition to performing record-keeping and administrative functions for both the superior and district courts of his county.

Jurisdiction

The original jurisdiction of the clerk of the superior court includes the probate of wills and administration of decedents' estates. It also includes such "special proceedings" as adoptions, condemnations of private property under the public's right of eminent domain, proceedings to establish boundaries, foreclosures, and certain proceedings to administer the estates of minors and incompetent adults. The right of appeal from the clerks' judgments in such cases lies to the superior court.

The clerk of superior court is also empowered to issue search warrants and arrest warrants, subpoenas, and other process necessary to execute the judgments entered in the superior and district courts of his county. For certain misdemeanor criminal offenses, the clerk is authorized to accept defendants' waiver of appearance and plea of guilty and to impose a fine in accordance with a schedule established by the Conference of Chief District Court Judges.

Administration

The clerk of superior court performs administrative duties for both the superior and district courts of his county. Among these duties are the maintenance of court records and indexes, the control and accounting of funds, and the furnishing of information to the Administrative Office of the Courts.

In most of the 100 counties of North Carolina, civil case trial calendars are set by calendar committees chaired by the clerk of superior court. (Criminal case trial calendars are set by the district attorney.) In 1978-79 these committees had been replaced by "trial court administrators" in three judicial districts (Districts 10, 22 and 28) on an experimental basis. Working under the supervision of the senior resident superior court judges these administrators had day-to-day re-

sponsibility for the calendaring of superior court civil cases. The 1979 General Assembly provided funds for continued experimentation with this method of calendar administration in 10 of the State's 33 judicial districts.

Resources

A total of \$21,457,921 was expended in 1978-79 for operation of the 100 clerks of superior court offices, an increase of 11.6% over 1977-78 expenditures of \$19,224,801. Included in the total were expenditures for jurors' and witnesses' fees, supplies, postage, telephone and office expenses for all local Judicial Department personnel, and the salaries and benefits of the clerks and their staffs. The 1978-79 total made up 34.5% of General Fund expenditures for operating expenses of the entire Judicial Department.

1978-79 Caseload

Filings of estates cases totalled 32,926 cases in 1978-79, an increase of less than one percent over the number (32,602 cases) filed in the 1978 calendar year; filings have increased 3.7% since the 1977 calendar year when 31,742 estates cases were filed. A total of 31,378 estates cases were disposed of in 1978-79, up 1.7% over dispositions in 1978 (30,841 cases) and 7.4% over dispositions in 1977 (29,222 cases). Although rising at a slower rate, filings of estates cases continue to outnumber dispositions and the number of cases pending rose from 47,467 on December 31, 1978, to 48,560 on June 30, 1979 -- an increase of 2.3%.

There were 27,799 special proceedings filed in 1978-79, an increase of 2.7% over the 1978 calendar year total of 27,078; compared to the 1977 filings total (27,156 cases), the 1978-79 total is an increase of 2.4%. Dispositions of special proceedings totalled 26,717 cases in 1978-79, a decrease of two percent from the 1978 calendar year total of 27,266 cases and of less than one percent from the 1977 total of 26,888 cases. There were 20,196 special proceedings pending before the clerks as of June 30, 1979, an increase of 1.9% over the total (19,815 cases) pending on December 31, 1978.

More detailed information on the clerks' estates and special proceedings caseloads is included in Part IV of this Report.

THE CLERKS OF SUPERIOR COURT

Educational Activity

Utilizing LEAA grant funds, the Judicial Department sponsored the following educational activities for clerks of superior court in 1978-79:

- the Annual Conference of the Association of Clerks of Superior Court, July 26-28 in Nags Head, attended by 68 clerks;

- the Annual Conference of the Association of Assistant and Deputy Clerks of Superior Court, July 19-21 in Charlotte, attended by 210 assistant and deputy clerks; and
- an orientation training session for recently elected and appointed clerks of superior court, January 8-12 in Asheboro, attended by 25 new clerks.

Association of Clerks of Superior Court
(Officers as of June 30, 1979)

Ruth B. Williams, McDowell County, *President*

A. E. Blackburn, Forsyth County,
First Vice President

Ben G. Floyd, Jr., Robeson County,
Second Vice President

W. A. Boone, Jr., Wilson County, *Secretary*

Louise B. Wilson, Alamance County, *Treasurer*

Major Joines, Burke County

Shelton Jordon, Wayne County, and

Sion H. Kelly, Lee County (*ex officio*),

Additional Executive Committee Members

PUBLIC DEFENDERS

In 1978-79 there were five public defenders in North Carolina, serving Judicial Districts 12, 18, 26, 27A and 28; these officials and their assistants provide legal representation for persons in designated categories who are determined to be indigent. The public defender for District 28 is appointed by the senior resident superior court judge from recommendations submitted by the district bar; for the other districts, the appointment is by the Governor from recommendations of the respective district bar. Their terms are four years. Each public defender is by statute provided one full-time assistant; additional full-time or part-time assistants may be authorized by the Administrative Office of the Courts.

Duties

A person is determined to be indigent if he is found "financially unable to secure legal representation." He is entitled to State-paid legal representation in: any proceeding which may result in (or which seeks relief from) confinement, a fine of \$500 or more, or extradition to another state; a proceeding alleging mental illness or incapacity which may result in hospitalization, sterilization, or the loss of certain property rights; and juvenile proceedings which may result in confinement, transfer to superior court for a felony trial, or a transfer of custody upon a finding of neglect.

Most cases of State-paid representation of indigents in these five districts are handled by the public defenders. In unusual circumstances, such as the existence of a conflict of interests, an indigent in one of these districts may be represented by private counsel, appointed by the court and paid a fee by the State for his legal services. In the other 28 districts the assigned private counsel system is the only one used.

PUBLIC DEFENDERS

(As of June 30, 1979)

District 12

Mary Ann Tally, Fayetteville

District 18

Wallace G. Harrelson, Greensboro

District 26

Fritz Y. Mercer, Jr., Charlotte

District 27A

Curtis O. Harris, Gastonia

District 28

J. Robert Hufstader, Asheville

Resources

A total of \$1,149,780 was expended for the operation of the five public defenders' offices in 1978-79, an increase of 11.5% over 1977-78 expenditures of \$1,031,400. The 1978-79 total is 1.8% of all General Fund expenditures for the operating expenses of the entire Judicial Department.

1978-79 Caseload

The five public defenders' offices handled a total of 10,972 cases, including both trials and appeals, in 1978-79. This represents an increase of 3.2% over the 10,630 cases handled by these offices during the 1977-78 fiscal year. Additional information on the operation of these offices is contained in Part III, "Cost and Case Data on Representation of Indigents."

Educational Activity

Utilizing LEAA grant funds, the Judicial Department sponsored the following educational activities for public defenders in 1978-79:

- a Fall training session, October 11-13 at the Institute of Government in Chapel Hill, attended by the five public defenders and 21 assistant defenders; and
- the Public Defenders Association Spring Conference, April 25-27 at the Institute of Government in Chapel Hill, attended by the five public defenders and 21 assistant public defenders.

The Association of Public Defenders (Officers as of June 30, 1979)

Mary Ann Tally, Fayetteville, *President*

Lawrence B. Langston, Gastonia, *Vice President*

Fritz Y. Mercer, Jr., Charlotte, *Secretary*

Deno G. Economous, Greensboro, *Treasurer*

THE ADMINISTRATIVE OFFICE OF THE COURTS

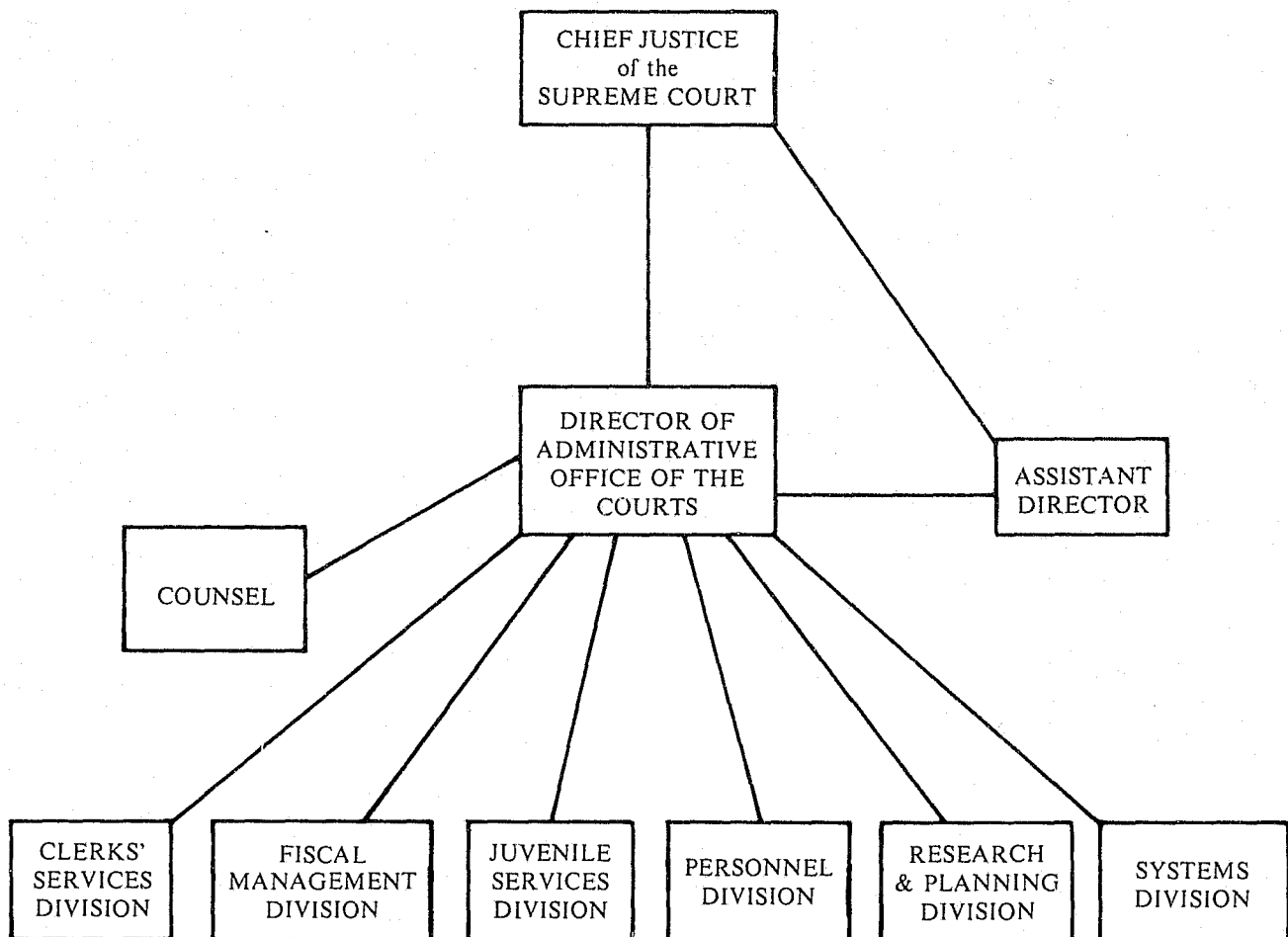
The Director of the Administrative Office of the Courts and his staff perform a variety of functions for the Judicial Department; these are enumerated in Article 29 of Chapter 7A of the North Carolina General Statutes. The Director is appointed by the Chief Justice of the Supreme Court and serves at his pleasure, as does the Assistant Director, who is specifically charged with assisting the Chief Justice in making assignments of superior court judges and assisting the Supreme Court in preparing calendars of superior court trial sessions, as well as performing other functions assigned by the Chief Justice and the Director of AOC.

A total of \$1,361,382 was expended from the State's General Fund for operating expense of AOC during 1978-79, an increase of 15.5% over 1977-78 expenditures of \$1,178,529. The 1978-79 total is 2.1% of General Fund expenditures for operation of the entire Judicial Department.

In addition to the Director and Assistant Director, there are seven component parts of AOC, as illustrated in the chart below. Their respective assignments and activities in 1978-79 are summarized in the following pages.

ORGANIZATION OF THE ADMINISTRATIVE OFFICE OF THE COURTS

(As of June 30, 1979)



THE ADMINISTRATIVE OFFICE OF THE COURTS

Clerks' Services Division

The Clerks' Services Division monitors the record-keeping procedures in the clerks' offices located in the 100 counties, develops recommendations for improved office operations, and provides special assistance to individual offices where that is required from time to time. This Division reviews issues of staffing adequacy and personnel job descriptions for the clerks' offices, and participates in training activities involving clerk personnel. Liaison is maintained with other agencies or governmental offices which have special working relationships with the clerks' offices: the Department of Archives and History on records management and retention, the Division of Motor Vehicles on traffic case reports, and county governments on space requirements in clerks' offices. Following each legislative session, the Division reviews new legislation affecting the clerks' offices and participates in disseminating information on changes in the laws and in developing any record-keeping procedures required by new legislation.

During the past year, this Division participated in the annual conference of the clerks of superior court and the annual conference of assistant and deputy clerks. In addition, the Division planned and conducted a four-day special training conference for newly elected or appointed clerks of superior court.

Office of Counsel

The Counsel for the Administrative Office of the Courts provides legal advice for AOC staff as well as for other administrative officials in the Judicial Department, particularly the clerks of superior court. Another major area of responsibility is the development (and up-dating) of the variety of forms used in the trial courts for instituting, processing and disposing of cases. A third category of responsibility consists of participation in a variety of educational or training activity for personnel of the Judicial Department: presentations at annual conferences of the clerks of court, at conferences of assistant and deputy clerks of court, and at specialized group meetings scheduled throughout the year.

During the 1978-79 fiscal year requests for legal advice averaged 18 to 20 a day. Most of these requests were from clerks' offices. At the present time, more than 250 forms have been developed and approved by the Administrative Office of the Courts for use in processing the large variety of cases in the trial courts. Each legislative session produces changes in the laws which in turn require changes in existing forms or the development of new forms.

Fiscal Management Division

This Division has responsibility for the management of the fiscal affairs of the Judicial Department, including budgeting, disbursing and the related accounting, auditing and reporting activity. In addition, the Division has responsibility for purchasing and printing, and for warehousing and distribution of supplies for the Judicial Department.

The Division formulates policy and procedures for the fiscal operations of the Judicial Department and supervises their administration. A significant portion of these functions pertain to the fiscal operations of the offices of the clerks of superior court located in each of the 100 counties of the State. A uniform accounting system is prescribed for the clerks' offices.

The clerks' offices receive, account for and disburse court costs, fees, fines and bond forfeitures, as well as a variety of other receipts (judgment payments, estate settlements, trusts) which are paid into the clerks' offices as a result of court actions and proceedings.

During the 1978-79 fiscal year, expenditures for the operation of the Judicial Department totalled \$64,830,830. During the same year the Department's total receipts of court costs, fees, fines and forfeitures amounted to \$48,060,916. In accord with applicable law, these receipts were disbursed as follows: \$21,246,744 remitted to the State Treasurer for the State's General Fund and \$2,518,410 for the Law Enforcement Officers' Retirement Fund; \$23,488,366 disbursed to the several counties of the State; and \$807,396 disbursed to municipalities throughout the State.

Juvenile Services Division

This Division administers the Statewide juvenile court counselor program for children alleged or adjudicated to be delinquent or undisciplined. Services include intake (pre-hearing studies of children alleged to be delinquent or undisciplined); probation (supervision within the community for those adjudicated to be delinquent or undisciplined and who have not been committed to training school); and aftercare (supervision within the community for children conditionally released from the training schools). The services are administered locally by court counselors in each judicial district, with each district having a chief court counselor in charge of the Division's functions in the district.

Court counselors worked with 20,743 intake cases from July 1, 1978 to June 30, 1979, diverting 9,372 cases from the juvenile courts. Of those cases diverted,

THE ADMINISTRATIVE OFFICE OF THE COURTS

5,236 were resolved without referrals and 4,136 cases were referred to other resources based in the communities, such as mental health clinics and county departments of social services. During the year 9,332 cases were added to the court counselors' probation caseloads, with the daily average State caseload being 6,378.

Prior to July 1, 1978, a so-called "status offender" (a child found to have violated a law applicable only to children) who was put on probation and later found to have violated the conditions of his probation, could be committed to a training school as a "delinquent" juvenile. By restricting the definition of "delinquent" to juveniles who have committed criminal offenses, the 1977 General Assembly in effect prohibited the incarceration of status offenders in North Carolina. Although the long-term effects of this change have yet to be determined, an immediate impact on the caseload of the Juvenile Services Division was a significant decrease in the number of children (approximately 1,164) placed on probation for status offenses between July 1, 1978 and June 30, 1979.

A major accomplishment of the Division during 1978-79 was the establishment of minimum service delivery standards for the Division. Delivery of services in each judicial district is now measured by these standards under a program of periodic reviews and evaluation.

Training continued to receive major emphasis during the year, with the following activities:

- three orientation sessions (October 1978, March 1979, and June 1979) for new court counselors;
- a required course in seven sessions for court counselors, counselor trainees, intake counselors and district supervisors, with a total of 226 persons attending;
- a required course for chief court counselors and administrative personnel, attended by 35 persons;
- an optional course in two sessions for secretaries who deal regularly with troubled adolescents, attended by 36 secretaries;
- 12 separate special interest courses in counseling techniques and theories, presented as optional training in a total of 23 sessions across the State, with a total attendance of 399;
- a conference on juveniles with learning disabilities, attended by 32 district court judges; and
- a conference on the juvenile commitment order and training schools, attended by 43 district court judges.

In addition, tuition and registration fees were paid for 150 Juvenile Services Division personnel, to attend college courses and educational workshops and conferences.

During May of 1979 an independent evaluation of the Division's training activities was conducted by the Training Director of the National Council of Juvenile and Family Court Judges.

Personnel Division

This Division provides the personnel administration and analysis of staffing requirements for the Judicial Department, which has approximately 3300 employees. The Division also has responsibility for the assignment of court reporters for the trial courts.

In addition to administering its on-going services and programs, the Division gave particular attention to the following new matters during the 1978-79 fiscal year:

- Changes in salary administration policy were developed and approved for implementation beginning July 1, 1979, with a principal new feature being provision that supervisors could consider a half-step merit increment as well as a full-step increment. Previously, an employee had to be approved for either a full-step increment or no merit increment.
- A new appointments policy for the Judicial Department became effective July 1, 1978, providing for a probationary appointment period for new employees.
- Comprehensive employee relations policies and procedures were adopted in April 1978 for personnel of the Administrative Office of the Courts, with the Personnel Administrator acting as the first level of appeal from an employee's division. Since the inception of this program, 13 such appeals have been heard and acted upon by the Personnel Administrator.
- Comprehensive classification and pay studies were conducted in the offices of 10 clerks of superior court, including two of the largest clerks' offices (Forsyth and Mecklenburg Counties). Planning and scheduling of similar studies of other clerks' offices for the coming year was accomplished.
- Studies were begun on the possible adoption of a Service Awards Program for Judicial Department employees.

Research and Planning Division

This Division has responsibility for conducting research and preparing reports and papers on problems or issues relevant to the courts of North Carolina. The Division provides the staff for the North Carolina Judicial Planning Committee. (This Committee, established by the Supreme Court of North Carolina in 1977, considers problems or issues affecting the operation of the

THE ADMINISTRATIVE OFFICE OF THE COURTS

State's courts and has a special role in the allocation of LEAA funds available to the court system.) In addition, the Division has responsibilities for the LEAA grants management functions for the Judicial Department, and for the compilation, printing and distribution of the Annual Reports of the Administrative Office of the Courts.

During the 1978-79 fiscal year the Division prepared papers and made presentations to the Judicial Planning Committee on coordination of witness attendance at criminal trials; on the comparative need for additional district court judges in certain judicial districts; on a "trial court administrator" pilot project operation in three judicial districts; on retirement of magistrates; and on the variety of proposals considered for LEAA funding during the 1979-80 fiscal year.

In September 1978 a two-volume report was completed and released on North Carolina trial court facilities in the 100 counties of the State. This was the culmination of a major three-year study project of the North Carolina State University School of Design, pursuant to a contract with the Administrative Office of the Courts. Division staff carried out planning functions and contract administration for this project, collected significant portions of the data for the study, drafted portions of the report, and provided editorial review and approval on behalf of the Administrative Office of the Courts.

During the year the Director of the Division made a study and analysis of the law of homicide in North Carolina as affected by recent decisions of the United State Supreme Court and prepared a special report on this subject for the North Carolina Judicial Council.

The LEAA Grants Management Section was involved in the on-going administration of 24 LEAA-funded projects during the year. Applications for seven projects were prepared and approved for LEAA funding by the Governor's Crime Commission (the State Planning Agency for LEAA purposes). In addition, the

LEAA Grants Manager participated with representatives of the Governor's Crime Commission in a total of 13 monitoring visits for review of various Judicial Department projects supported by LEAA funds.

Systems Division

This Division has the responsibility for development and implementation of an automated information system for the Judicial Department.

The Division also handles the data entry and electronic processing of case data which is reported weekly (on manually completed forms) by the clerks of superior court in the 100 counties to the Administrative Office of the Courts. In addition, the Division handles the data entry and electronic processing of manually reported information on juvenile services. During the fiscal year more than three million records of such information were processed, providing on a periodic basis numerous computer-produced reports. (The system of manually reported data will be phased out as the Judicial Department's automated information system is implemented).

Computer equipment was procured for the implementation of the "criminal component" of the court information system for an initial twelve-county pilot region which includes Judicial Districts 7, 9, 10 and 11; and computer programming for the criminal component was developed and tested.

Telecommunication lines were installed connecting the first two counties (Franklin and Vance) with the AOC computer facilities, and terminals and printers were installed in both of these counties.

Training of clerk office personnel in the operation of the new automated system was begun in Franklin and Vance counties, with the implementation of the "criminal component" of the system expected in the near future.

THE JUDICIAL PLANNING COMMITTEE

(Members as of June 30, 1979)**

Associate Justice J. Frank Huskins, Raleigh, *Chairman*
Magistrate C. E. Baker, Holly Springs
District Court Judge Thomas D. Cooper, Jr., Burlington
District Attorney Franklin E. Freeman, Jr., Reidsville
Public Defender Wallace C. Harrelson, Greensboro
Representative Edward S. Holmes, Pittsboro
Clerk of Superior Court Rachel M. Joyner, Nashville
Superior Court Judge Henry A. McKinnon, Jr., Lumberton

Administrative Officer of the Courts Bert M. Montague, Raleigh
Chief Court of Appeals Judge Naomi E. Morris, Raleigh
President of the N.C. State Bar Grady B. Scott, Gastonia
President of the N.C. Bar Association Clarence Walker, Charlotte
Senator Willis P. Whichard, Durham

**All members serve at the pleasure of the Supreme Court.

THE JUDICIAL PLANNING COMMITTEE IN 1978-79

The North Carolina Judicial Planning Committee was appointed by the Supreme Court in 1977. The Committee considers problems affecting the operation of the State's courts, areas in need of improvement, and issues relevant to the court system as a whole. In addition, the Committee plays a special role in the allocation of LEAA funds available to the court system. Staff assistance for the Committee is provided by the Research and Planning Division of the Administrative Office of the Courts.

During the 1978-79 fiscal year the Judicial Planning Committee considered reports on:

- (1) the special study of North Carolina courthouses and other judicial facilities (published in September, 1978);
- (2) the coordination of attendance of witnesses at criminal trials in the several prosecutorial districts throughout the State;
- (3) the comparative need for additional district court judges in the first and 29th judicial districts;
- (4) the pilot-project "trial-court administrator" program operating in the 10th, 22nd and 28th judicial districts.

The Judicial Planning Committee also considered proposals for LEAA program funds for federal fiscal

year 1979-80, and concluded that the following listed allocations of LEAA funds should be made:

- (1) \$996,833 for continued development and implementation of an electronic data processing system for North Carolina courts;
- (2) \$62,825 for witness-attendance coordination projects in several district attorneys' offices;
- (3) \$69,000 for development and distribution of a reference manual for clerk of superior court staff;
- (4) \$7,100 for operating expenses for the Orange County Dispute Settlement Center;
- (5) \$98,075 for specialized personnel in the Office of the Attorney General to handle criminal case appeals;
- (6) \$157,000 for education and training of Judicial Department personnel working in the juvenile justice area; and
- (7) \$25,950 for preparation and publication of a revised version of *Rules of Procedure for Children in the District Court* and a field manual for personnel of the Juvenile Services Division.

With the exception of some reduction in the amount for juvenile justice education and training, the Committee's recommendations were adopted by the Governor's Crime Commission contingent upon the availability of federal funds in the anticipated amounts.*

*These allocations were subsequently reduced by approximately 27% after a reduction, by the Congress, in the funds available under the LEAA program.

THE JUDICIAL COUNCIL

(Members as of June 30, 1979)

Appointed by the Chief Justice

Associate Justice James G. Exum, Jr., Raleigh,
Chairman

Superior Court Judge Henry A. McKinnon,
Lumberton

Superior Court Judge Lacy Thornburg, Webster

Chief District Court Judge J. Milton Read, Jr.,
Durham

District Attorney William Griffin, Jr., Williamston

District Attorney James E. Roberts, Concord

Appointed by the Chief Judge of the Court of Appeals

Court of Appeals Judge Earl W. Vaughn, Raleigh

Appointed by the Governor

Gerald W. Hayes, Jr., Dunn

Robert C. Hunter, Marion

Appointed by the Lieutenant Governor

Senator Julian R. Allsbrook, Roanoke Rapids

Senator Robert S. Swain, Asheville

Appointed by the Speaker of the House

Representative H. Parks Helms, Charlotte

Representative James F. Morgan, High Point

Appointed by the Attorney General

R. Bruce White, Jr., Deputy Attorney General,
Raleigh

Appointed by the Council of the N. C. State Bar

W. Marion Allen, Elkin

Leon Corbett, Burgaw

Ann H. Phillips, Asheville

Ralph H. Ramsey, Jr., Brevard

Dallas A. Cameron, Jr., Assistant Director of the Administrative
Office of the Courts, Executive Secretary

THE JUDICIAL COUNCIL IN 1978-79

The Judicial Council has been in continuous existence since it was established by the 1949 General Assembly. Statutory provisions relating to membership, terms of office, and the duties of the Council are set out in Article 31 of Chapter 7A of the General Statutes.

Culminating work which started in 1978, the Judicial Council transmitted its report to the Governor and the General Assembly in March, 1979. The Council recommends enactment of bills providing:

- (1) for addition of an aggravating circumstance to the existing statutory list which is considered in capital cases;
- (2) for prohibition of conviction as an accessory before the fact on an indictment which charged the defendant with the principal felony;

- (3) that punishment for burglary would be imprisonment for not less than ten years or more than life;
- (4) for procedure for the selection of alternate jurors;
- (5) for revision of Article 6, Chapter 14 of the North Carolina General Statutes relating to homicide;
- (6) for extension of the time of coverage of a bail bond; and
- (7) for elimination of the use of a jury to determine sentences in capital cases where there is no aggravating circumstance.

The first four of the above listed proposals were enacted by the 1979 General Assembly. The latter three proposals listed above were held over for further consideration during the 1980 session of the General Assembly.

THE JUDICIAL STANDARDS COMMISSION
(Members as of June 30, 1979)

Appointed by the Chief Justice

Court of Appeals Judge Edward B. Clark, Raleigh, *Chairman*
Superior Court Judge W. Douglas Albright, Greensboro
District Court Judge L. T. Hammond, Jr., Asheboro

Appointed by the Governor

Marvin B. Koonce, Jr., Raleigh
Susan Whittington, Wilkesboro

Appointed by the Council of the N.C. State Bar

Jerome B. Clark, Jr., Fayetteville
Robert G. Sanders, Charlotte

Deborah R. Carrington, *Executive Secretary*

THE JUDICIAL STANDARDS COMMISSION

July 1, 1978-June 30, 1979

The Judicial Standards Commission was established by the General Assembly pursuant to a constitutional amendment approved by the voters at the general election in November, 1972.

Upon recommendation of the Commission, the Supreme Court may censure or remove any judge for wilful misconduct in office, wilful and persistent failure to perform his duties, habitual intemperance, conviction of a crime involving moral turpitude, or conduct prejudicial to the administration of justice that brings the judicial office into disrepute. In addition, upon recommendation of the Commission, the Supreme Court may remove any judge for mental or physical incapacity interfering with the performance of his duties, which is, or is likely to become, permanent.

Where a recommendation for censure or removal involves a justice of the Supreme Court, the recommendation and supporting record is filed with the Court of Appeals which has and proceeds under the same authority for censure or removal of a judge. Such a proceeding would be heard by the Chief Judge of the Court of Appeals and the six judges senior in service, excluding the Court of Appeals judge who by law serves as the Chairman of the Judicial Standards Commission. This procedure for the censure or removal of a justice of the Supreme Court became effective as of 30 April 1979. (1979 Session Laws, c. 486).

In addition to a recommendation of censure or removal, the Commission also utilizes a disciplinary measure known as a reprimand. The reprimand is a mechanism administratively developed for dealing with inquiries where the conduct involved does not warrant censure or removal, but where some action is justified. Since the establishment of the Judicial Standards Commission in 1973, reprimands have been issued in nine inquiries.

During the 1 July 1978 - 30 June 1979 fiscal year, the Judicial Standards Commission met on the following dates: 25 August 1978, 27 October 1978, 26 January 1979, 23 March 1979, and 29 June 1979.

A complaint or other information against a judge, whether filed with the Commission or initiated by the Commission acting on its own motion, is designated as an "Inquiry Concerning a Judge." Three such inquiries were pending as of 1 July 1978, and 65 inquiries were filed during the fiscal year, giving the Commission a total workload of 68 inquiries.

During the fiscal year, the Commission disposed of 66 inquiries and two inquiries remained pending at the end of the fiscal year. The determinations of the Commission with regard to the 66 inquiries disposed of during the fiscal year were as follows:

- (1) 45 inquiries were determined to involve subject matter not within the Commission's jurisdiction;
- (2) 10 inquiries were determined to involve subject matter within the Commission's jurisdiction but not warranting further proceedings;
- (3) four inquiries were determined to warrant no further action following receipt of additional information requested in order to clarify the nature of the inquiry;
- (4) five inquiries were determined to warrant no further action following completion of preliminary investigations; and
- (5) two inquiries were determined to warrant the issuance of a reprimand.

The Supreme Court of North Carolina issued opinions during the 1 July 1978 - 30 June 1979 period relating to recommendations by the Judicial Standards Commission filed prior to 1 July 1978. In *In re Martin*, 295 N.C. 291 (1978), the Court declined to follow the recommendation of the Judicial Standards Commission for removal and instead imposed a censure of the respondent judge. It did, however, concur with and approve the Commission's recommendation for removal in *In re Peoples*, 296 N.C. 109 (1978), thereby removing the respondent judge from office, disqualifying him from holding further judicial office, and making him ineligible to receive retirement benefits.

PART III

COURT RESOURCES

- **Financial**
- **Personnel**

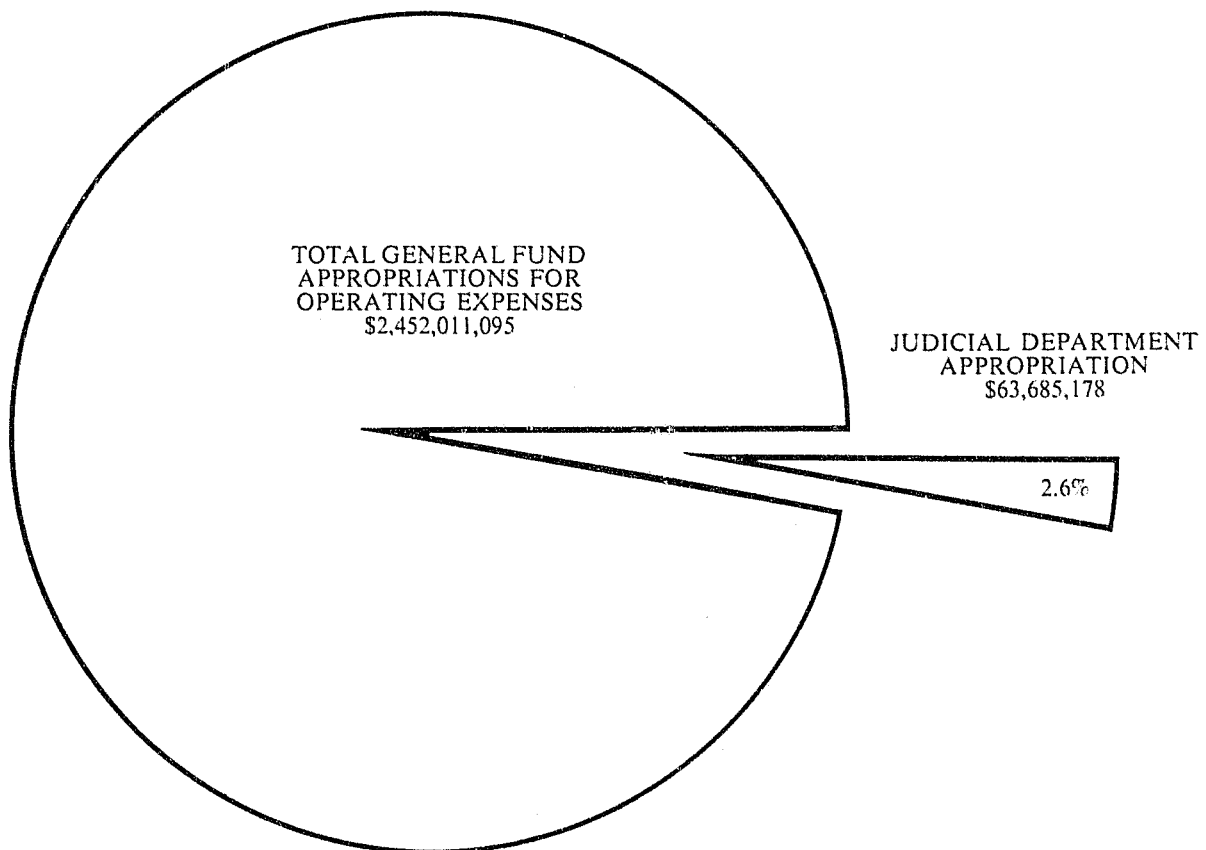
JUDICIAL DEPARTMENT FINANCES

Under the State Constitution the operating expenses of the Judicial Department (all North Carolina courts) "other than compensation to process servers and other locally paid non-judicial officers" are required to be paid from State funds. It is customary legislative practice for the General Assembly to include appropriations for the operating expenses of all three branches of State government in a single budget bill, for a two-year period ending on June 30 of the odd-numbered years. In recent years, the General Assembly has customarily held a "short" session in even-numbered years and the budget for the second year of the biennium is generally modified during these short sessions.

Building facilities for the appellate courts are provided by State funds, but by statute the county governments are required to provide from county funds for adequate facilities for the trial courts within each of the 100 counties.

State appropriations for the operating expenses of the Judicial Department for fiscal year July 1, 1978 through June 30, 1979 totalled \$63,685,178. These were appropriations from the State's general fund. General Fund appropriations for the *operating expenses* of all State agencies and departments, including the Judicial Department, totalled \$2,452,011,095 for fiscal year, 1978-79. (These do not include appropriations for capital construction or appropriations from the Highway Fund for highway construction and repair.)

As is illustrated in the chart below, General Fund appropriations for the operating expenses of the Judicial Department comprised 2.6% of the General Fund appropriations for the operating expenses of *all* State agencies and departments.



JUDICIAL DEPARTMENT FINANCES

Appropriations from the State's general fund for operating expenses of the Judicial Department over the past five fiscal years are shown in the table below and in the graph at the top of the following page. For comparative purposes, appropriations from the general

fund for operating expenses of all State agencies and departments (including the Judicial Department) for the last five fiscal years are also shown in the table below and in the second graph on the following page.

APPROPRIATIONS FROM GENERAL FUND FOR OPERATING EXPENSES

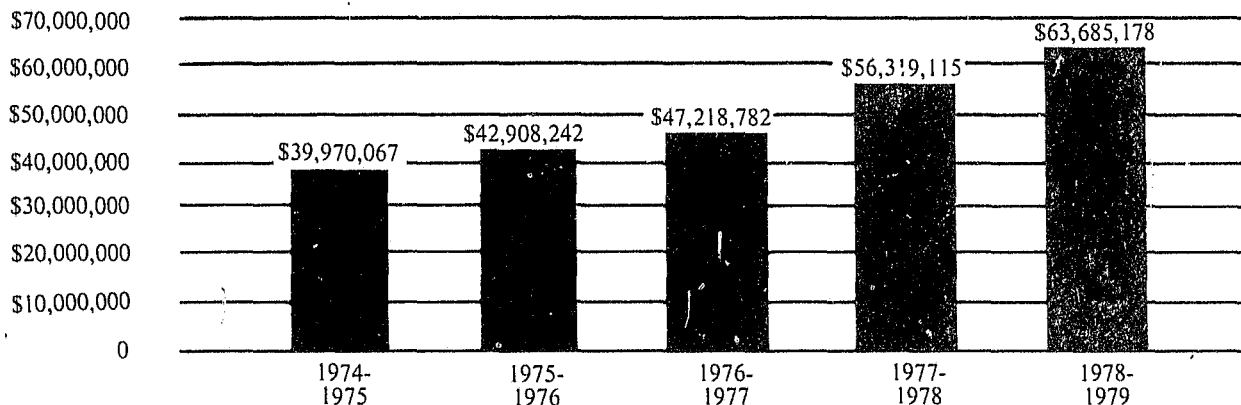
| Fiscal Year | <u>Judicial Department</u> | | <u>All State Agencies</u> | |
|------------------------------------|----------------------------|-------------------------------|---------------------------|-------------------------------|
| | Appropriation | % Increase over previous year | Appropriation | % Increase over previous year |
| 1974 - 1975 | \$39,970,067 | | \$1,692,373,585 | |
| 1975 - 1976 | 42,908,242 | 7.35% | 1,737,659,496 | 2.68% |
| 1976 - 1977 | 47,218,782 | 10.05% | 1,962,976,606 | 12.97% |
| 1977 - 1978 | 56,319,115 | 19.27% | 2,193,405,714 | 11.74% |
| 1978 - 1979 | 63,685,178 | 13.08% | 2,452,011,095 | 11.79% |
| AVERAGE ANNUAL INCREASE, 1974-1979 | | 12.44% | | 9.80% |

During the past decade, including the five-year period covered by the above table, inflation has been a significant factor in the national economy. For example, during 1978-79, according to Bureau of Labor Statistics data, the average person spent \$205.20 to pay for goods and services which could have been obtained for \$100.00 in 1967. Therefore, if these appropriations are stated in 1967 dollars, the average annual increase in Judicial Department appropriations for the past five

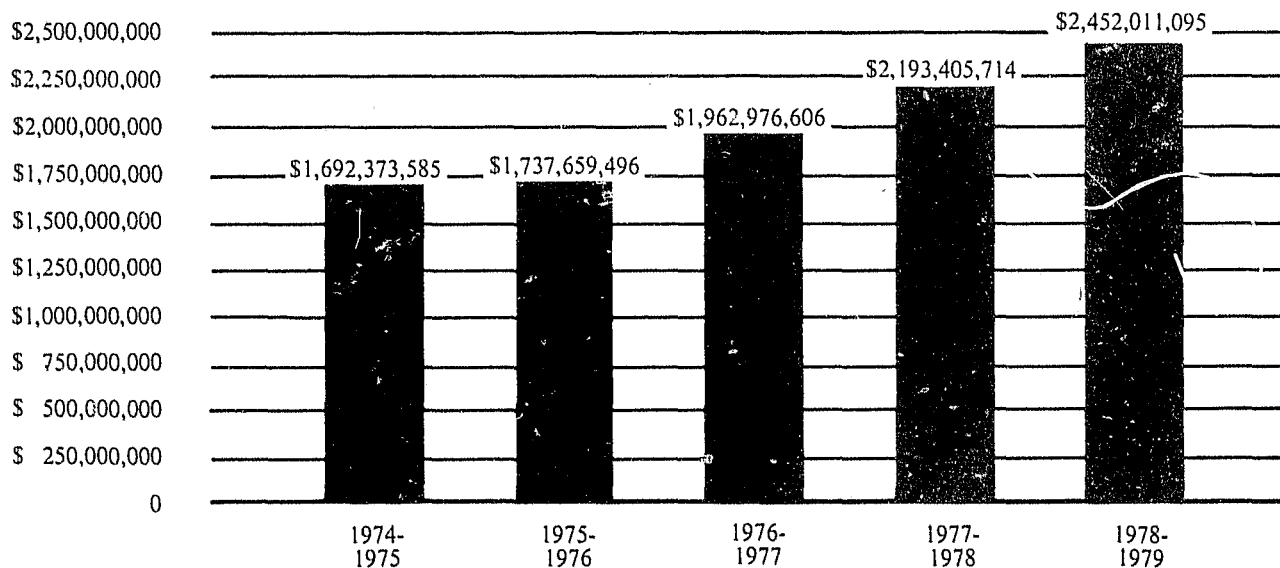
years would be 4.0% instead of 12.44% as reflected in the table above.

The greatest percentage increase in Judicial Department appropriations during this period was for the 1977-78 fiscal year. The increase for that year was due in large measure to a significant increase in the number of superior court judges (20%) and an increase in the number of assistant district attorneys (18%) for that year.

**GENERAL FUND APPROPRIATIONS FOR OPERATING EXPENSES OF
THE JUDICIAL DEPARTMENT, 1974-75 — 1978-79**



**GENERAL FUND APPROPRIATIONS FOR OPERATING EXPENSES OF ALL
STATE AGENCIES AND DEPARTMENTS, 1974-75 — 1978-79**



JUDICIAL DEPARTMENT EXPENDITURES

July 1, 1978 - June 30, 1979

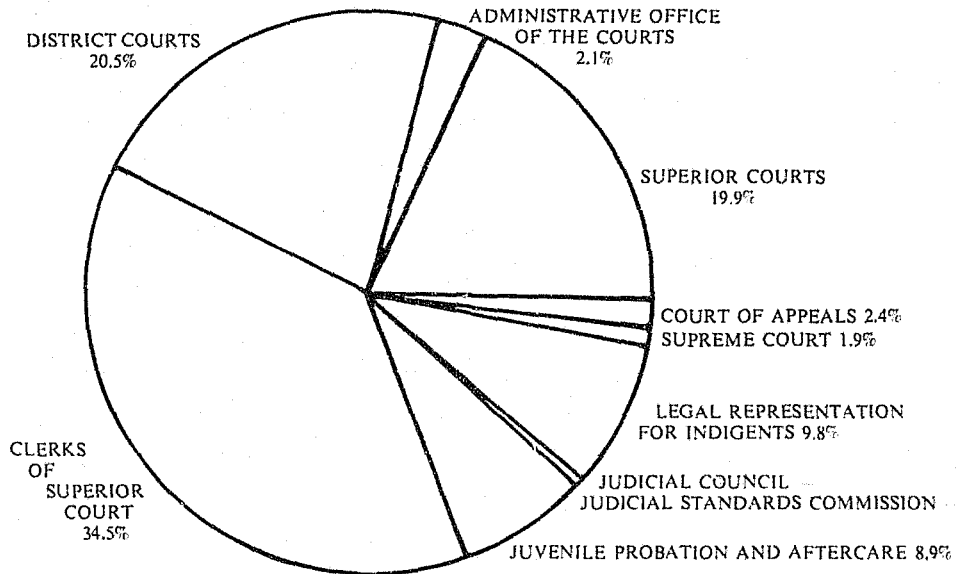
General Fund expenditures, rounded to the nearest dollar, for operating expenses of the Judicial Department during the 1978-79 fiscal year totalled \$62,245,923, divided among the major budget classifica-

tions as shown below. Expenditures for LEAA-funded projects in the Judicial Department totalled \$2,584,907, for a grand total of \$64,830,830 in Judicial Department expenditures.

| | Amount | % of Total |
|---|-------------------|------------|
| Supreme Court | \$ 1,173,674 | 1.9% |
| Court of Appeals | 1,485,877 | 2.4% |
| Superior Courts | 12,377,669 | 19.9% |
| (This classification includes judges, district attorneys, assistant district attorneys, court reporters, and staff personnel.) | | |
| District Courts | 12,745,520 | 20.5% |
| (This classification includes judges, magistrates, and court reporters.) | | |
| Clerks of Superior Court | 21,457,921 | 34.5% |
| (This classification includes all 100 clerks and their staffs, juror fees, witness fees, and such support services as supplies, postage, telephone expenses, and office equipment for all local Judicial Department personnel.) | | |
| Juvenile Probation and Aftercare | 5,515,169 | 8.9% |
| Legal Representation for Indigents | 6,124,288 | 9.8% |
| Assigned private counsel (\$4,568,495) | | |
| Public defenders (\$1,149,780) | | |
| Special counsel at mental hospitals (\$162,354) | | |
| Support services (transcripts, records, briefs) (\$243,659) | | |
| Administrative Office of the Courts | 1,361,382 | 2.1% |
| Judicial Council | 1,921 | --- |
| Judicial Standards Commission | 2,502 | --- |
| Total General Fund Expenditures | 62,245,923 | 100.0% |
| LEAA-Funded Projects | 2,584,907 | |
| GRAND TOTAL | 64,830,830 | |

The distribution of General Fund expenditures among the major budget categories is illustrated in the chart on the following page.

JUDICIAL DEPARTMENT FINANCES

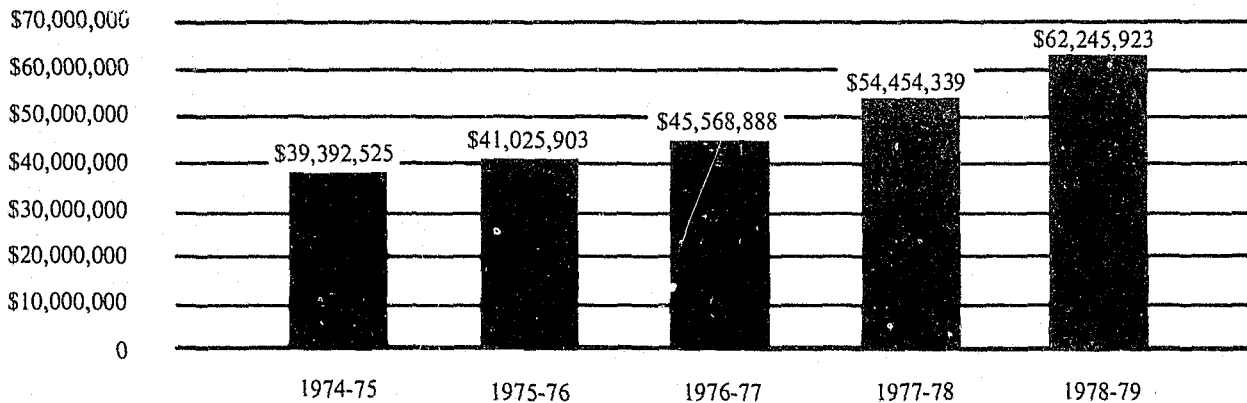


As the chart illustrates, the bulk of Judicial Department expenditures goes for operation of the State's trial courts. Operation of the superior courts took 19.9% of total expenditures; this category includes expenditures for district attorneys and their staffs as well as superior court judges and court reporters. Operation of the district courts (including magistrates as well as judges and court reporters) took 20.5% of the total. An additional 34.5% went to operate the 100 clerks of superior court

offices, pay jurors' and witnesses' fees, and provide office equipment and supplies and postage and telephone service for all judicial Department personnel at the local level.

The total General Fund expenditures of \$62,245,923 for 1978-79 represents a 14% increase over expenditures of \$54,454,339 in 1977-78. This increase is in keeping with recent trends, as illustrated in the chart below.

GENERAL FUND EXPENDITURES FOR JUDICIAL DEPARTMENT OPERATIONS, FISCAL YEARS 1974-75 — 1978-79



JUDICIAL DEPARTMENT FINANCES

DEPARTMENT RECEIPTS July 1, 1978 - June 30, 1979

Receipts for the Judicial Department in the 1978-79 fiscal year totalled \$48,060,916.45. The several sources of these receipts are shown in the table below. As in the previous years, the major source of receipts is the assessment of "court costs" in superior and district courts, paid by litigants in accordance with the schedule of costs and fees set out in G.S. 7A-304 *et seq.*;

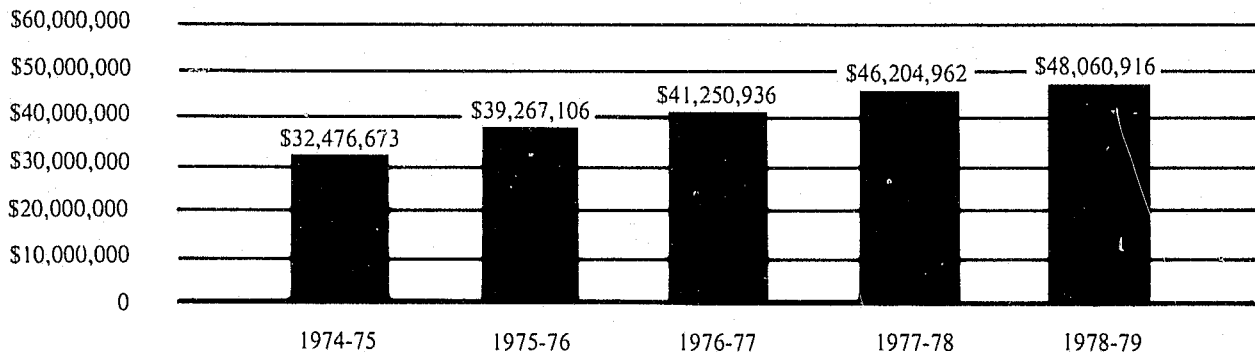
these payments constituted 62% of the total receipts during 1978-79. Fines and forfeitures made up 36.84% of the total. Receipts in the remaining categories — Supreme Court and Court of Appeals filing fees, sales of Supreme Court and Court of Appeals *Reports* and payments on indigent representation judgments — made up less than two percent of the total.

| Source of Receipts | Amount | % of Total |
|---|-----------------|------------|
| Supreme Court Fees | \$ 18,029.91 | 0.04% |
| Court of Appeals Fees | 23,471.47 | 0.05% |
| Superior and District Court Costs | 29,795,712.23 | 61.99% |
| Fines and Forfeitures | 17,703,927.28 | 36.84% |
| Sales of Appellate Division <i>Reports</i> | 145,314.31 | 0.30% |
| Payments on Indigent Representation Judgments | 374,460.75 | 0.78% |
| Total | \$48,060,916.45 | 100.0% |

This total of \$48,060,916.45 is an increase of 4.0% over total 1977-78 receipts of \$46,204,962.18. As the graph below illustrates, this increase is comparable to

increases in recent years in total Judicial Department receipts.

JUDICIAL DEPARTMENT RECEIPTS, 1974-75 — 1978-79



JUDICIAL DEPARTMENT FINANCES

DISTRIBUTION OF JUDICIAL DEPARTMENT RECEIPTS

As required by the State Constitution, fines, penalties and forfeitures collected by the courts in criminal cases are distributed to the respective counties in which the cases are tried. These funds must be used by the counties for the support of the public schools.

A uniform schedule of court costs for civil and criminal cases, comprised of a variety of fees, is set by statute for cases filed in the superior and district courts. Statutes prescribe the distribution of these fees and provide that certain fees shall be devoted to specific uses. For example, a facilities fee is included in court costs when costs are assessed, and this fee is paid over to the respective county or municipality which provided the facility used in the case. These fees must be utilized by the counties and municipalities to provide and maintain courtrooms and related judicial facilities.

Officer Fees (for arrest or service of process) are included, where applicable, in the costs of each case filed in the trial courts. If a municipal officer performed these services in a case, the fee is paid over to the respective municipality. Otherwise, all officer fees are paid to the respective counties in which the cases are filed.

A jail fee is included in the costs of each case where applicable; and these fees are distributed to the respective county or municipality whose facilities were used. Most jail facilities in the State are provided by the counties.

A fee for the Law Enforcement Officers Benefit and Retirement Fund is included as a part of court costs when costs are assessed in a criminal case. As required by statute, the Judicial Department remits these fees to the State Treasurer, for deposit in the Law Enforcement Officers Benefit and Retirement Fund.

Except as indicated, all superior and district court costs collected by the Judicial Department are paid into the State's General Fund.

When private counsel or a public defender is assigned to represent an indigent defendant in a criminal case the trial judge sets the money value for the services rendered. If the defendant is convicted, a judgment lien is entered against him for such amount. Collections on these judgments are paid into the State's General Fund, as are appellate court fees and proceeds from the sales of appellate division reports.

| | Amount | % of Total |
|--|------------------------|----------------|
| Remitted to State Treasurer | | |
| Supreme Court Fees | \$ 18,029.91 | 0.04% |
| Court of Appeals Fees | 23,471.47 | 0.05% |
| Sales of Appellate Division Reports | 145,314.31 | 0.30% |
| Payments on Indigent Representation Judgments | 374,460.75 | .78% |
| Law Enforcement Officers Benfit and Retirement Fund Fees | 2,518,410.36 | 5.24% |
| Other Superior and District Court Fees | 20,685,467.90 | 43.04% |
| Total to State Treasurer | \$23,765,154.70 | 49.45% |
| Distributed to Counties | | |
| Fines and Forfeitures | \$17,703,927.78 | 36.84% |
| Judicial Facilities Fees | 3,689,187.01 | 7.67% |
| Officer Fees | 1,619,218.04 | 3.37% |
| Jail Fees | 476,032.80 | 0.99% |
| Total to Counties | \$23,488,365.63 | 48.87% |
| Distributed to Municipalities | | |
| Judicial Facilities Fees | \$ 168,726.50 | 0.35% |
| Officer Fees | 621,035.62 | 1.29% |
| Jail Fees | 17,634.000 | 0.04% |
| Total to Municipalities | \$ 807,396.12 | 1.68% |
| GRAND TOTAL | \$48,060,916.45 | 100.00% |

JUDICIAL DEPARTMENT FINANCES

AMOUNTS OF FEES, FINES AND FORFEITURES COLLECTED BY THE COURTS AND DISTRIBUTED TO COUNTIES AND MUNICIPALITIES*

July 1, 1978 — June 30, 1979

| | Distributed to Counties | | | | Distributed to Municipalities | | | Total |
|------------|-------------------------|--------------|-------------|-----------------------|-------------------------------|--------------|-----------|---------------|
| | Facility Fees | Officer Fees | Jail Fees | Fines and Forfeitures | Facility Fees | Officer Fees | Jail Fees | |
| Alamance | \$ 54,429.00 | \$ 19,203.56 | \$ 8,988.00 | \$ 328,388.41 | \$ -0- | \$ 13,623.00 | \$ -0- | \$ 424,631.97 |
| Alexander | 10,469.60 | 5,479.00 | 3,180.00 | 53,782.50 | -0- | 206.00 | -0- | 73,117.10 |
| Alleghany | 4,299.50 | 1,396.00 | 511.00 | 14,353.00 | -0- | 373.00 | -0- | 20,932.50 |
| Anson | 19,681.50 | 10,128.00 | 1,850.00 | 77,724.28 | -0- | 973.00 | -0- | 110,356.78 |
| Ashe | 9,356.00 | 6,463.00 | 749.00 | 40,034.33 | -0- | 58.00 | -0- | 56,660.33 |
| Avery | 8,233.00 | 5,591.04 | 1,477.00 | 43,010.00 | -0- | 108.00 | -0- | 58,419.04 |
| Beaufort | 33,770.00 | 20,736.78 | 4,919.00 | 161,109.26 | -0- | 4,261.00 | -0- | 224,796.04 |
| Bertie | 16,246.00 | 11,901.36 | 2,347.00 | 74,452.58 | -0- | 584.00 | 5.00 | 105,535.94 |
| Bladen | 26,440.00 | 17,271.00 | 3,865.99 | 134,753.93 | 1,968.00 | 1,315.00 | -0- | 185,613.92 |
| Brunswick | 17,631.00 | 9,769.50 | 1,937.55 | 85,767.50 | 2,340.00 | 350.00 | -0- | 117,795.55 |
| Buncombe | 96,826.40 | 51,998.35 | 15,428.00 | 503,771.17 | -0- | 16,516.00 | -0- | 684,539.92 |
| Burke | 41,809.00 | 16,695.00 | 2,608.25 | 196,697.30 | -0- | 3,410.00 | -0- | 261,219.55 |
| Cabarrus | 53,541.50 | 33,392.46 | 5,595.00 | 205,057.30 | -0- | 3,580.00 | -0- | 301,166.26 |
| Caldwell | 36,239.00 | 13,108.00 | 6,361.00 | 177,687.11 | -0- | 4,278.00 | -0- | 237,673.11 |
| Camden | 3,481.00 | 2,168.00 | 110.00 | 25,089.00 | -0- | -0- | -0- | 30,848.00 |
| Carteret | 28,334.00 | 12,447.00 | 1,062.00 | 198,024.45 | -0- | 4,434.00 | -0- | 244,301.45 |
| Caswell | 10,012.00 | 6,878.00 | 1,195.00 | 45,054.00 | -0- | -0- | -0- | 63,139.00 |
| Catawba | 32,990.50 | 20,250.50 | 6,876.00 | 302,715.69 | 34,471.50 | 12,093.00 | 2,821.00 | 412,218.19 |
| Chatham | 13,673.00 | 13,208.00 | 1,550.00 | 104,151.00 | 8,020.00 | 1,254.00 | 595.00 | 142,451.00 |
| Cherokee | 8,899.00 | 4,760.00 | 1,262.00 | 56,332.69 | -0- | 372.00 | 55.00 | 71,680.69 |
| Chowan | 9,462.00 | 4,556.00 | 882.00 | 58,242.00 | -0- | 1,424.00 | -0- | 74,566.00 |
| Clay | 2,539.00 | 1,696.00 | 371.00 | 18,946.00 | -0- | -0- | -0- | 23,552.00 |
| Cleveland | 47,113.00 | 17,561.00 | 9,082.00 | 206,447.21 | -0- | 6,981.00 | 65.00 | 287,249.21 |
| Columbus | 40,297.00 | 29,352.00 | 10,739.77 | 238,845.41 | 3,050.00 | 2,759.00 | 545.00 | 325,588.18 |
| Craven | 57,540.00 | 23,518.50 | 7,705.29 | 284,868.50 | -0- | 7,434.00 | -0- | 381,066.29 |
| Cumberland | 172,501.60 | 59,069.40 | 31,074.00 | 1,015,813.93 | -0- | 32,914.95 | -0- | 1,311,373.88 |
| Currituck | 11,018.00 | 8,073.03 | 522.90 | 78,443.92 | -0- | -0- | -0- | 98,057.85 |
| Dare | 16,184.00 | 7,035.00 | 1,152.00 | 153,861.12 | -0- | 2,334.00 | -0- | 180,566.12 |
| Davidson | 49,065.54 | 27,560.72 | 8,895.00 | 269,580.88 | 6,872.00 | 2,435.00 | -0- | 364,409.14 |
| Davie | 17,196.00 | 9,112.00 | 1,257.16 | 72,700.90 | -0- | 1,200.00 | -0- | 101,466.06 |
| Duplin | 29,630.00 | 13,412.00 | 1,920.00 | 138,449.00 | -0- | 1,080.00 | 593.00 | 185,134.00 |
| Durham | 122,607.00 | 31,323.50 | 5,124.00 | 353,942.70 | -0- | 30,709.00 | -0- | 543,706.20 |
| Edgecombe | 28,548.00 | 22,779.00 | 7,651.50 | 162,072.21 | 10,265.00 | 6,176.00 | 1,270.00 | 238,761.71 |
| Forsyth | 174,123.00 | 27,035.00 | 17,118.00 | 633,627.59 | 2,654.00 | 57,283.00 | -0- | 911,840.59 |
| Franklin | 20,682.00 | 10,670.00 | 2,075.00 | 94,089.50 | -0- | 304.00 | 100.00 | 127,920.50 |
| Gaston | 79,146.00 | 39,018.00 | 13,456.75 | 351,041.72 | -0- | 13,988.00 | -0- | 496,740.47 |
| Gates | 8,457.00 | 5,077.00 | 530.00 | 36,185.00 | -0- | 94.00 | -0- | 50,343.00 |
| Graham | 2,757.00 | 1,656.00 | 650.00 | 13,940.66 | -0- | 80.00 | -0- | 19,083.66 |
| Granville | 21,672.00 | 8,710.00 | 2,799.00 | 116,734.00 | -0- | 1,843.00 | 295.00 | 152,053.00 |
| Greene | 7,658.00 | 4,784.00 | 1,220.00 | 39,458.00 | -0- | 84.00 | -0- | 53,204.00 |
| Guilford | 221,573.10 | 34,602.00 | 24,578.50 | 661,986.18 | -0- | 66,203.00 | -0- | 1,008,942.78 |
| Halifax | 38,710.00 | 26,871.00 | 5,757.00 | 259,210.80 | 4,605.00 | 3,603.00 | 737.00 | 339,493.80 |
| Harnett | 28,777.00 | 15,148.00 | 2,764.00 | 164,426.24 | 7,778.00 | 3,499.80 | 1,286.00 | 223,679.04 |
| Haywood | 24,764.10 | 14,657.00 | 844.50 | 185,824.41 | 1,114.00 | 1,570.00 | 2.00 | 228,776.01 |
| Henderson | 30,077.50 | 14,654.00 | 5,973.00 | 150,405.42 | -0- | 2,524.00 | -0- | 203,633.92 |
| Hertford | 21,736.00 | 13,123.20 | 2,687.00 | 97,475.42 | -0- | 1,748.00 | -0- | 136,769.62 |
| Hoke | 14,825.00 | 8,135.00 | 3,636.00 | 110,196.00 | -0- | 378.00 | -0- | 137,170.00 |
| Hyde | 2,859.00 | 1,760.00 | 85.00 | 19,525.50 | -0- | -0- | -0- | 24,229.50 |
| Iredell | 42,326.00 | 19,071.75 | 3,157.00 | 218,721.903 | 7,977.00 | 6,137.00 | 773.00 | 298,163.65 |
| Jackson | 11,391.00 | 7,364.86 | 1,530.00 | 86,435.003 | -0- | -0- | -0- | 106,720.86 |
| Johnston | 43,541.50 | 28,270.00 | 8,726.25 | 273,352.923 | 8,631.00 | 3,578.00 | 756.00 | 366,855.67 |
| Jones | 6,573.00 | 3,158.00 | 475.00 | 37,667.653 | -0- | 520.00 | -0- | 48,393.65 |

* Facility and jail fees are distributed to the respective counties and municipalities which furnished the facilities. If the officer who made the arrest or served the process was employed by a municipality, the officer fee is distributed to the municipality; otherwise all officer fees are distributed to the respective counties. By provision of the State Constitution, fines and forfeitures collected by the courts within a county are distributed to the county for support of the public schools.

JUDICIAL DEPARTMENT FINANCES

AMOUNTS OF FEES, FINES AND FORFEITURES COLLECTED BY THE COURTS AND DISTRIBUTED TO COUNTIES AND MUNICIPALITIES*

July 1, 1978 — June 30, 1979

| | Distributed to Counties | | | | Distributed to Municipalities | | | |
|---------------------|-------------------------|-----------------------|---------------------|------------------------|-------------------------------|---------------------|--------------------|------------------------|
| | Facility Fees | Officer Fees | Jail Fees | Fines and Forfeitures | Facility Fees | Officer Fees | Jail Fees | Total |
| Lee | 26,681.00 | 13,418.15 | 6,361.00 | 97,197.91 | -0- | 4,889.00 | -0- | 148,547.06 |
| Lenoir | 45,658.00 | 15,855.00 | 6,525.00 | 202,789.25 | -0- | 5,740.00 | -0- | 276,567.25 |
| Lincoln | 20,921.00 | 12,572.00 | 418.00 | 66,621.00 | -0- | 442.00 | -0- | 100,974.00 |
| Macon | 10,038.00 | 6,269.96 | 600.00 | 101,050.80 | -0- | 427.00 | -0- | 118,385.76 |
| Madison | 6,900.00 | 4,362.00 | 1,234.00 | 33,335.00 | -0- | 48.00 | -0- | 45,879.00 |
| Martin | 18,285.00 | 10,608.00 | 380.00 | 85,426.50 | -0- | 1,412.00 | -0- | 116,111.50 |
| McDowell | 21,604.55 | 12,443.75 | 5,077.00 | 141,905.73 | -0- | 974.00 | -0- | 182,005.03 |
| Mecklenburg | 268,350.75 | 104,637.05 | 68.00 | 986,036.45 | -0- | 54,113.00 | -0- | 1,413,205.25 |
| Mitchell | 5,228.00 | 3,017.00 | 891.00 | 26,708.00 | -0- | 350.00 | -0- | 36,194.00 |
| Montgomery | 20,722.00 | 14,406.00 | 4,310.00 | 62,707.40 | -0- | 611.00 | -0- | 102,756.40 |
| Moore | 28,658.00 | 20,289.00 | 1,960.00 | 165,782.55 | 5,632.00 | 2,716.00 | 666.00 | 225,703.55 |
| Nash | 30,196.63 | 24,533.02 | 5,221.00 | 212,686.62 | 15,697.00 | 5,720.00 | 1,65.00 | 295,713.27 |
| New Hanover | 75,116.25 | 17,536.30 | 9,755.00 | 371,945.97 | -0- | 14,860.00 | 570.00 | 489,783.52 |
| Northampton | 20,923.00 | 13,890.00 | 2,433.00 | 112,971.68 | -0- | 742.00 | -0- | 150,959.68 |
| Onslow | 74,255.12 | 35,653.71 | 29,741.10 | 518,355.17 | -0- | 6,542.00 | -0- | 664,547.10 |
| Orange | 31,162.00 | 15,508.00 | 2,252.95 | 177,679.06 | 8,756.00 | 8,433.37 | 180.00 | 243,961.98 |
| Pamlico | 5,315.00 | 3,332.00 | 1,240.00 | 45,960.94 | -0- | -0- | -0- | 55,847.94 |
| Pasquotank | 18,868.00 | 6,777.00 | 1,530.00 | 122,785.00 | -0- | 4,369.00 | -0- | 154,329.00 |
| Pender | 15,452.50 | 8,345.00 | 3,220.00 | 115,788.88 | -0- | 1,130.00 | -0- | 143,936.38 |
| Perquimans | 5,895.00 | 3,028.00 | 1,020.00 | 37,829.70 | -0- | 626.00 | -0- | 48,398.70 |
| Person | 17,648.00 | 6,475.00 | 1,890.00 | 88,495.50 | 900.00 | 2,066.00 | -0- | 117,474.50 |
| Pitt | 57,919.00 | 19,250.95 | 7,138.00 | 283,196.64 | 6,58.00 | 14,161.00 | 1,007.00 | 389,130.59 |
| Polk | 8,322.90 | 5,431.00 | 2,040.00 | 73,550.50 | 306.00 | -0- | 89,650.40 | |
| Randolph | 40,178.00 | 29,502.59 | 4,159.00 | 159,565.84 | 1,288.00 | 2,889.00 | -0- | 237,582.43 |
| Richmond | 32,360.20 | 15,191.00 | 5,031.00 | 156,552.90 | -0- | 1,571.00 | -0- | 210,706.10 |
| Robeson | 61,352.5 | 38,062.78 | 14,367.00 | 443,357.88 | 10,815.00 | 21,847.00 | 1,941.00 | 591,743.16 |
| Rockingham | 38,179.00 | 21,679.00 | 4,277.00 | 219,270.60 | 13,489.00 | 9,358.00 | 456.00 | 306,708.60 |
| Rowan | 51,010.00 | 30,236.28 | 3,809.50 | 214,135.05 | -0- | 6,246.00 | -0- | 305,436.83 |
| Rutherford | 21,237.00 | 9,106.00 | 6,239.80 | 126,162.75 | -0- | 1,604.00 | -0- | 164,349.55 |
| Sampson | 48,502.18 | 32,448.00 | 8,061.00 | 219,603.83 | -0- | 1,912.00 | -0- | 310,527.01 |
| Scotland | 26,058.00 | 13,947.00 | 4,631.00 | 134,894.00 | -0- | 3,388.00 | -0- | 182,918.00 |
| Stanly | 31,533.00 | 10,680.00 | 4,017.00 | 156,879.22 | -0- | 3,202.00 | -0- | 206,311.22 |
| Stokes | 16,399.00 | 9,246.70 | 2,050.00 | 65,501.50 | -0- | 396.00 | -0- | 93,773.20 |
| Surry | 36,241.00 | 24,853.38 | 3,215.00 | 175,419.65 | 1,176.00 | 4,932.00 | 710.00 | 246,547.03 |
| Swain | 7,334.00 | 3,904.75 | 2,081.00 | 43,646.00 | -0- | 146.00 | -0- | 57,111.75 |
| Transylvania | 12,626.00 | 8,669.35 | 1,696.00 | 54,172.33 | -0- | 922.00 | -0- | 78,085.68 |
| Tyrrell | 2,386.00 | 1,442.00 | 200.00 | 8,718.16 | -0- | -0- | -0- | 12,746.16 |
| Union | 36,225.00 | 21,794.00 | 7,246.35 | 192,173.69 | -0- | 3,778.00 | 0- | 261,217.04 |
| Vance | 25,495.00 | 9,858.00 | 2,657.00 | 95,995.00 | -0- | 2,523.00 | -0- | 136,528.00 |
| Wake | 225,324.33 | 42,634.00 | 25,928.69 | 835,033.47 | 3,161.00 | 76,149.90 | 547.00 | 1,208,778.39 |
| Warren | 11,391.85 | 6,676.00 | 1,063.0 | 41,648.00 | -0- | 298.00 | -0- | 61,076.85 |
| Washington | 9,368.00 | 5,479.00 | 290.00 | 45,417.00 | -0- | 518.00 | -0- | 61,072.00 |
| Watauga | 16,896.20 | 9,085.00 | 2,773.00 | 99,321.25 | -0- | 1,848.00 | -0- | 129,923.45 |
| Wayne | 66,286.00 | 21,816.00 | 4,415.00 | 247,685.10 | 1,619.00 | 10,009.00 | -0- | 351,830.10 |
| Wilkes | 36,571.50 | 16,778.57 | 6,015.00 | 141,664.45 | -0- | 478.00 | -0- | 201,507.52 |
| Wilson | 37,032.00 | 24,139.74 | 6,725.00 | 173,279.67 | -0- | 8,731.090 | -0- | 259,906.91 |
| Yadkin | 16,771.21 | 7,795.00 | 1,825.00 | 64,119.00 | -0- | 628.00 | -0- | 91,138.21 |
| Yancey | 6,600.00 | 4,719.00 | 1,555.00 | 28,382.00 | -0- | 312.00 | -0- | 41,568.00 |
| STATE TOTALS | \$3,689,187.01 | \$1,619,218.04 | \$476,032.80 | \$17,703,927.78 | \$168,726.50 | \$621,035.62 | \$17,634.00 | \$24,295,761.75 |

* Facility and jail fees are distributed to the respective counties and municipalities which furnished the facilities. If the officer who made the arrest or served the process was employed by a municipality, the officer fee is distributed to the municipality; otherwise all officer fees are distributed to the respective counties. By provision of the State Constitution, fines and forfeitures collected by the courts within a county are distributed to the county for support of the public schools.

JUDICIAL DEPARTMENT FINANCES

COST AND CASE DATA ON REPRESENTATION OF INDIGENTS

July 1, 1978 — June 30, 1979

The State provides legal counsel for indigent persons in a variety of actions and proceedings, as specified in the North Carolina General Statutes, Section 7A-450 *et seq.* These include criminal proceedings, judicial hospitalization proceedings, juvenile proceedings which may result in commitment to an institution or transfer to superior court for trial as an adult. Legal representation for indigents may be by assignment of private counsel, by assignment of special public counsel (involving mental hospital commitments), or by assignment of a public defender.

Five of North Carolina's judicial districts have an office of public defender: Districts 12, 18, 26, 27A, and 28. The other 28 districts utilize only assignments of private counsel. Private counsel may also be assigned in the five districts which have a public defender in the event of a conflict of interests involving the public defender's office and the indigent and in the event of unusual circumstances when, in the opinion of the court, the proper administration of justice requires the assignment of private counsel rather than the public defender in those cases.

In addition, the State provides a full-time special counsel at each of the State's four mental hospitals, to represent patients in commitment or recommitment

hearings before a district court judge. Under North Carolina law, each patient committed to a mental hospital is entitled to a judicial hearing (before a district court judge) within 90 days after the initial commitment, a further hearing within 180 days after the initial commitment, and thereafter a hearing once each year during the continuance of an involuntary commitment.

Finally, the State provides a guardian *ad litem* for children alleged in juvenile petitions to be neglected unless the court finds that the child is not in need of and cannot benefit from such representation.¹ By statute the guardian *ad litem* is a licensed attorney and is compensated for his services in the same way as compensation is provided for representation of an indigent person.

The cost of the entire program of indigent representation, rounded to the nearest dollar, was \$6,124,288 in the 1978-79 fiscal year, compared to \$5,162,652 in the 1977-78 fiscal year, an increase of 18.6 percent. The total amount expended for representation of indigents was 9.8% of total Judicial Department expenditures in the 1978-79 fiscal year.

Following is a summary of case and cost data for representation of indigents, for the fiscal year, July 1, 1978 through June 30, 1979.

¹G.S. 7A-283. Effective January 1, 1980, this section will be repealed and replaced by a new section, G.S. 7A-546, which will provide for the appointment of a guardian *ad litem* in all cases in which a petition alleges either neglect or "abuse." 1979 Session Laws, Chapter 815.

JUDICIAL DEPARTMENT FINANCES

COST AND CASE DATA ON REPRESENTATION OF INDIGENTS July 1, 1978 - June 30, 1979

| | Number of Cases | Total Cost | Average Cost Per Case |
|---|--------------------|---------------|--------------------------|
| Assigned Private Counsel | | | |
| Capital offense cases | 171 | \$ 185,236 | \$1,083.25 |
| Adult cases (other than capital) | 24,920 | 4,080,358 | 163.74 |
| Juvenile cases | 2,500 | 150,573 | 60.23 |
| As guardian <i>ad litem</i> for juveniles | 1,407 | 152,328 | 108.26 |
| Totals | 28,998 | \$4,568,495 | \$ 157.55 |
| Public Defender Offices | | | |
| District 12 | 1,520 | \$ 238,394 | \$ 156.84 |
| District 18 | 2,453 | 295,651 | 120.53 |
| District 26 | 4,322 | 284,572 | 65.84 |
| District 27A | 1,169 | 188,674 | 161.40 |
| District 28 | 1,508 | 142,489 | 94.49 |
| Totals | 10,972 | \$1,149,780 | \$ 104.79 |
| Special counsel at mental hospitals | | \$ 162,354 | |
| Transcripts, records and briefs | | \$ 238,320 | |
| Expert witness fees | | \$ 5,339 | |
| Grand Total | | \$6,124,288 | |

As previously noted, private counsel may be utilized to represent indigents in those districts which have a public defender. Following is a comparison of case and

cost data of the public defender offices with that of assigned private counsel in the five districts which have a public defender.

| | Public Defenders | | | Assigned Private Counsel | | |
|--------------|--------------------|---------------|----------------------|--------------------------|---------------|----------------------|
| | Number of Cases | Total Cost | Average Case Cost | Number of Cases | Total Cost | Average Case Cost |
| District 12 | 1,520 | \$ 238,394 | \$156.84 | 202 | \$ 56,831 | \$281.34 |
| District 18 | 2,453 | 295,651 | 120.53 | 489 | 64,085 | 131.05 |
| District 26 | 4,322 | 284,572 | 65.84 | 911 | 167,082 | 183.41 |
| District 27A | 1,169 | 188,674 | 161.40 | 88 | 19,174 | 217.89 |
| District 28 | 1,508 | 142,489 | 94.49 | 121 | 20,947 | 173.12 |
| Totals | 10,972 | \$1,149,780 | \$104.79 | 1,811 | \$328,119 | \$181.08 |

JUDICIAL DEPARTMENT FINANCES

The total cost of providing special counsel at each of the State's four mental hospitals, to represents patients in commitment or recommitment hearings, was \$162,354 for the 1978-79 fiscal year. There were a total of 10,575 hearings held during the year, for an average cost per hearing of \$15.35.

The following presents data on the hearings held at each of the mental hospitals in 1978-79. The total number of hearings held in 1978-79 represents a decrease of less than one percent compared to the 10,588 hearings held in 1977-78.

| Initial Hearings resulting in: | Broughton | Cherry | Dorothea Dix | John Umstead | Totals |
|---|--------------|--------------|--------------|--------------|---------------|
| Commitment to hospital | 501 | 1,331 | 411 | 657 | 2,900 |
| Commitment to outpatient clinic | 43 | 183 | 3 | 77 | 306 |
| Discharge | 2,257 | 1,247 | 627 | 1,190 | 5,321 |
| Totals | 2,801 | 2,761 | 1,041 | 1,924 | 8,527 |
| First Rehearings resulting in: | | | | | |
| Commitment to hospital | 54 | 148 | 105 | 192 | 499 |
| Commitment to outpatient clinic | 1 | 0 | 0 | 9 | 10 |
| Discharge | 81 | 60 | 30 | 138 | 309 |
| Totals | 136 | 208 | 135 | 339 | 818 |
| Second or Subsequent Rehearings resulting in: | | | | | |
| Commitment to hospital | 85 | 275 | 404 | 282 | 1,046 |
| Commitment to outpatient clinic | 0 | 0 | 0 | 1 | 1 |
| Discharge | 23 | 21 | 17 | 56 | 117 |
| Totals | 108 | 296 | 421 | 339 | 1,164 |
| Modification of Prior Order Hearings resulting in: | | | | | |
| Commitment to hospital | 2 | 27 | 0 | 2 | 31 |
| Commitment to outpatient clinic | 3 | 3 | 0 | 0 | 6 |
| Discharge | 0 | 29 | 0 | 0 | 29 |
| Totals | 5 | 59 | 0 | 2 | 66 |
| Total Hearings or Rehearings resulting in: | | | | | |
| Commitment to hospital | 642 | 1,781 | 920 | 1,133 | 4,476 |
| Commitment to outpatient clinic | 47 | 186 | 3 | 87 | 323 |
| Discharge | 2,361 | 1,357 | 674 | 1,384 | 5,776 |
| Totals | 3,050 | 3,324 | 1,597 | 2,604 | 10,575 |

The following table compares the number of assigned private counsel cases and expenditures in each county and judicial district for fiscal years 1977-78 and 1978-79. There was a substantial increase in the number of cases for the State as a whole, from 26,026 cases in 1977-78 to 28,998 cases in 1978-79, an increase of 11.4%. Expenditures increased by 21.9%, from \$3,748,334 in 1977-78 to \$4,568,495 in 1978-79.

By far the largest increases in both the number of cases handled by assigned private counsel and expenditures for the services occurred in District 27B, where the number of cases rose by nearly 600% and expenditures increased by over 350%. This is due to the fact that prior to the division of Districts 27A and 27B on July 1, 1978, the public defender's office which now serves only District 27A provided representation for indigents in District 27B as well.

JUDICIAL DEPARTMENT FINANCES

ASSIGNED COUNSEL — NUMBERS OF CASES AND EXPENDITURES Fiscal Years 1977-78 and 1978-79

| | Number of Cases | | % Increase or Decrease | Expenditures | | % Increase or Decrease |
|--------------------------|-----------------|---------|---------------------------|--------------|------------|---------------------------|
| | 1977-78 | 1978-79 | | 1977-78 | 1978-79 | |
| <i><u>District 1</u></i> | | | | | | |
| Camden | 11 | 20 | + 81.8% | \$ 1,420 | \$ 3,572 | +151.5% |
| Chowan | 54 | 61 | + 13.0% | 10,141 | 11,235 | + 10.8% |
| Currituck | 62 | 58 | - 6.5% | 9,193 | 10,828 | + 17.8% |
| Dare | 26 | 61 | +134.6% | 4,807 | 14,402 | +199.6% |
| Gates | 12 | 30 | +150.0% | 1,723 | 5,838 | +238.8% |
| Pasquotank | 147 | 158 | + 7.5% | 18,626 | 23,370 | + 25.5% |
| Perquimans | 45 | 47 | + 4.4% | 7,482 | 9,185 | + 22.8% |
| District Totals | 357 | 435 | + 21.8% | \$ 53,392 | \$ 78,430 | + 46.9% |
| <i><u>District 2</u></i> | | | | | | |
| Beaufort | 177 | 178 | + 0.6% | \$ 24,850 | \$ 29,948 | + 20.5% |
| Hyde | 10 | 16 | + 60.0% | 1,755 | 2,624 | + 49.5% |
| Martin | 92 | 122 | + 32.6% | 16,897 | 16,223 | - 4.0% |
| Tyrrell | 11 | 19 | + 72.7% | 1,144 | 2,355 | +105.9% |
| Washington | 53 | 49 | - 7.5% | 6,494 | 7,477 | + 15.1% |
| District Totals | 343 | 384 | + 12.0% | \$ 51,140 | \$ 58,627 | + 14.6% |
| <i><u>District 3</u></i> | | | | | | |
| Carteret | 208 | 204 | - 1.9% | \$ 36,951 | \$ 32,867 | - 11.1% |
| Craven | 287 | 377 | + 31.4% | 33,598 | 64,466 | + 91.9% |
| Pamlico | 32 | 33 | + 3.1% | 3,235 | 4,672 | + 44.4% |
| Pitt | 637 | 680 | + 6.8% | 104,711 | 140,515 | + 34.2% |
| District Totals | 1,164 | 1,294 | + 11.2% | \$ 178,495 | \$ 242,520 | + 35.9% |
| <i><u>District 4</u></i> | | | | | | |
| Duplin | 198 | 183 | - 7.6% | \$ 33,710 | \$ 39,405 | + 16.9% |
| Jones | 74 | 92 | + 24.3% | 10,126 | 14,698 | + 45.2% |
| Onslow | 670 | 633 | - 5.5% | 89,976 | 119,004 | + 32.3% |
| Sampson | 260 | 277 | + 6.5% | 45,638 | 51,213 | + 12.2% |
| District Totals | 1,202 | 1,185 | - 1.4% | \$ 179,450 | \$ 224,320 | + 25.0% |
| <i><u>District 5</u></i> | | | | | | |
| New Hanover | 436 | 454 | + 4.1% | \$ 102,414 | \$ 101,470 | - 0.9% |
| Pender | 66 | 54 | - 18.2% | 8,680 | 8,534 | - 1.7% |
| District Totals | 502 | 508 | + 1.2% | \$ 111,094 | \$ 110,004 | - 1.0% |
| <i><u>District 6</u></i> | | | | | | |
| Bertie | 144 | 113 | - 21.5% | \$ 16,522 | \$ 14,295 | - 13.5% |
| Halifax | 359 | 350 | - 2.5% | 45,359 | 48,214 | + 6.3% |
| Hertford | 164 | 156 | - 4.9% | 24,486 | 19,521 | - 20.3% |
| Northampton | 85 | 67 | - 21.2% | 14,421 | 9,286 | - 35.6% |
| District Totals | 752 | 686 | - 8.8% | \$ 100,788 | \$ 91,316 | - 9.4% |
| <i><u>District 7</u></i> | | | | | | |
| Edgecombe | 328 | 441 | + 34.5% | \$ 54,624 | \$ 87,228 | + 59.7% |
| Nash | 284 | 393 | + 38.4% | 54,731 | 77,254 | + 41.2% |
| Wilson | 350 | 383 | + 9.4% | 72,583 | 73,408 | + 1.1% |
| District Totals | 962 | 1,217 | + 26.5% | \$ 181,938 | \$ 237,890 | + 30.8% |

JUDICIAL DEPARTMENT FINANCES

ASSIGNED COUNSEL — NUMBERS OF CASES AND EXPENDITURES Fiscal Years 1977-78 and 1978-79

| | Number of Cases | | % Increase or Decrease | Expenditures | | % Increase or Decrease |
|---------------------|-----------------|---------|---------------------------|--------------|------------|---------------------------|
| | 1977-78 | 1978-79 | | 1977-78 | 1978-79 | |
| <u>District 8</u> | | | | | | |
| Greene | 68 | 71 | + 4.4% | \$ 8,079 | \$ 12,300 | + 52.2% |
| Lenoir | 422 | 558 | + 32.2% | 50,491 | 67,926 | + 34.5% |
| Wayne | 548 | 707 | + 29.0% | 73,067 | 108,414 | + 48.4% |
| District Totals | 1,038 | 1,336 | + 28.7% | \$ 131,637 | \$ 188,640 | + 43.3% |
| <u>District 9</u> | | | | | | |
| Franklin | 169 | 180 | + 6.5% | \$ 22,139 | \$ 29,569 | + 33.6% |
| Granville | 266 | 210 | - 21.1% | 34,702 | 36,867 | + 6.2% |
| Person | 196 | 134 | - 31.6% | 26,488 | 25,196 | - 4.9% |
| Vance | 309 | 287 | - 7.1% | 38,675 | 42,965 | + 11.1% |
| Warren | 106 | 115 | + 8.5% | 13,628 | 16,921 | + 24.2% |
| District Totals | 1,046 | 926 | - 11.5% | \$ 135,632 | \$ 151,518 | + 11.7% |
| <u>District 10</u> | | | | | | |
| Wake | 1,814 | 1,897 | + 4.6% | \$ 208,212 | \$ 271,290 | + 30.3% |
| <u>District 11</u> | | | | | | |
| Harnett | 171 | 236 | + 38.0% | \$ 24,866 | \$ 37,448 | + 50.6% |
| Johnston | 451 | 491 | + 8.9% | 38,717 | 48,198 | + 24.5% |
| Lee | 163 | 224 | + 37.4% | 20,818 | 27,004 | + 29.7% |
| District Totals | 785 | 951 | + 21.1% | \$ 84,401 | \$ 112,650 | + 33.5% |
| <u>District 12</u> | | | | | | |
| Cumberland | 180 | 180 | 0.0% | \$ 44,578 | \$ 53,731 | + 20.5% |
| Hoke | 30 | 22 | - 26.7% | 3,470 | 3,100 | - 10.7% |
| District Totals | 210 | 202 | - 3.8% | \$ 48,048 | \$ 56,831 | + 18.3% |
| <u>District 13</u> | | | | | | |
| Bladen | 186 | 228 | + 22.6% | \$ 25,589 | \$ 29,173 | + 14.0% |
| Brunswick | 142 | 117 | - 17.6% | 20,100 | 17,552 | - 12.7% |
| Columbus | 386 | 471 | + 22.0% | 50,063 | 57,501 | + 14.9% |
| District Totals | 714 | 816 | + 14.3% | \$ 95,752 | \$ 104,226 | + 8.8% |
| <u>District 14</u> | | | | | | |
| Durham | 1,415 | 1,401 | - 1.0% | \$ 208,594 | \$ 228,282 | + 9.4% |
| <u>District 15A</u> | | | | | | |
| Alamance | 583 | 622 | + 6.7% | \$ 100,824 | \$ 103,095 | + 2.3% |
| <u>District 15B</u> | | | | | | |
| Chatham | 106 | 115 | + 8.5% | \$ 19,922 | \$ 17,913 | - 10.1% |
| Orange | 334 | 459 | + 37.4% | 56,775 | 93,152 | + 64.1% |
| District Totals | 440 | 574 | + 30.5% | \$ 76,697 | \$ 111,065 | + 44.8% |
| <u>District 16</u> | | | | | | |
| Robeson | 673 | 697 | + 3.6% | \$ 107,371 | \$ 338,943 | + 10.8% |
| Scotland | 234 | 260 | + 11.1% | 30,095 | 36,314 | + 20.7% |
| District Totals | 907 | 957 | + 5.5% | \$ 137,466 | \$ 155,257 | + 12.9% |

JUDICIAL DEPARTMENT FINANCES

ASSIGNED COUNSEL — NUMBERS OF CASES AND EXPENDITURES Fiscal Years 1977-78 and 1978-79

| | Number of Cases | | % Increase or Decrease | Expenditures | | % Increase or Decrease |
|---------------------|-----------------|---------|---------------------------|--------------|------------|---------------------------|
| | 1977-78 | 1978-79 | | 1977-78 | 1978-79 | |
| <u>District 17</u> | | | | | | |
| Caswell | 88 | 117 | + 33.0% | \$ 15,594 | \$ 24,515 | + 57.2% |
| Rockingham | 454 | 428 | - 5.7% | 73,382 | 73,387 | + 0.0% |
| Stokes | 116 | 82 | - 29.3% | 20,449 | 12,949 | - 36.7% |
| Surry | 331 | 347 | + 4.8% | 47,772 | 56,073 | + 17.4% |
| District Totals | 989 | 974 | - 1.5% | \$ 157,197 | \$ 166,924 | + 6.2% |
| <u>District 18</u> | | | | | | |
| Guilford | 267 | 489 | + 83.1% | \$ 64,085 | \$ 110,285 | + 72.1% |
| <u>District 19A</u> | | | | | | |
| Cabarrus | 436 | 487 | + 11.7% | \$ 63,423 | 87,677 | + 38.2% |
| Rowan | 735 | 838 | + 14.0% | 76,102 | 95,557 | + 25.6% |
| District Totals | 1,171 | 1,325 | + 13.2% | \$ 139,525 | \$ 183,234 | + 31.3% |
| <u>District 19B</u> | | | | | | |
| Montgomery | 182 | 165 | - 9.3% | \$ 26,491 | \$ 24,467 | - 7.6% |
| Randolph | 281 | 367 | + 30.6% | 42,672 | 83,354 | + 95.3% |
| District Totals | 463 | 532 | + 14.9% | \$ 69,163 | \$ 107,821 | + 55.9% |
| <u>District 20</u> | | | | | | |
| Anson | 231 | 244 | + 5.6% | \$ 34,483 | \$ 34,778 | + 0.9% |
| Moore | 243 | 318 | + 30.9% | 28,903 | 39,128 | + 35.4% |
| Richmond | 305 | 418 | + 37.0% | 37,702 | 54,577 | + 44.8% |
| Stanly | 203 | 322 | + 58.6% | 34,707 | 48,562 | + 39.9% |
| Union | 395 | 390 | - 1.3% | 50,663 | 43,851 | - 13.4% |
| District Totals | 1,377 | 1,692 | + 22.9% | \$ 186,458 | \$ 220,896 | + 18.5% |
| <u>District 21</u> | | | | | | |
| Forsyth | 2,053 | 2,245 | + 9.4% | \$ 240,385 | \$ 271,790 | + 13.0% |
| <u>District 22</u> | | | | | | |
| Alexander | 130 | 95 | - 26.9% | \$ 26,371 | \$ 19,893 | - 24.6% |
| Davidson | 473 | 480 | + 1.5% | 71,091 | 75,363 | + 6.0% |
| Davie | 59 | 85 | + 44.1% | 9,176 | 15,238 | + 66.1% |
| Iredell | 357 | 338 | - 5.3% | 50,254 | 51,180 | + 1.8% |
| District Totals | 1,019 | 998 | - 2.1% | \$ 156,892 | \$ 161,674 | + 3.0% |
| <u>District 23</u> | | | | | | |
| Alleghany | 24 | 26 | + 8.3% | \$ 2,525 | \$ 4,127 | + 63.4% |
| Ashe | 111 | 88 | - 20.7% | 25,252 | 9,495 | - 62.4% |
| Wilkes | 194 | 287 | + 47.9% | 28,126 | 32,627 | + 16.0% |
| Yadkin | 79 | 103 | + 30.4% | 15,289 | 10,018 | - 34.5% |
| District Totals | 408 | 504 | + 23.5% | \$ 71,192 | \$ 56,267 | - 21.0% |

JUDICIAL DEPARTMENT FINANCES

ASSIGNED COUNSEL — NUMBERS OF CASES AND EXPENDITURES Fiscal Years 1977-78 and 1978-79

| | Number of Cases | | % Increase or Decrease | Expenditures | | % Increase or Decrease |
|---------------------|-----------------|---------|---------------------------|--------------|-------------|---------------------------|
| | 1977-78 | 1978-79 | | 1977-78 | 1978-79 | |
| <u>District 24</u> | | | | | | |
| Avery | 80 | 103 | + 28.8% | \$ 11,322 | \$ 21,330 | - 83.4% |
| Madison | 46 | 67 | + 45.7% | 12,366 | 8,149 | - 34.1% |
| Mitchell | 39 | 71 | + 82.1% | 3,783 | 12,100 | +219.9% |
| Watauga | 105 | 112 | + 6.7% | 11,760 | 17,592 | + 49.6% |
| Yancey | 52 | 34 | - 34.6% | 5,375 | 4,217 | - 21.5% |
| District Totals | 322 | 387 | + 20.2% | \$ 44,606 | \$ 63,388 | + 42.1% |
| <u>District 25</u> | | | | | | |
| Burke | 389 | 472 | + 21.3% | \$ 53,087 | \$ 83,115 | + 56.6% |
| Caldwell | 370 | 409 | + 10.5% | 47,289 | 61,840 | + 30.8% |
| Catawba | 634 | 603 | - 4.9% | 82,672 | 90,393 | + 9.3% |
| District Totals | 1,393 | 1,484 | + 6.5% | \$ 183,048 | \$ 235,348 | + 28.6% |
| <u>District 26</u> | | | | | | |
| Mecklenburg | 792 | 911 | + 15.0% | \$ 135,621 | \$ 167,082 | + 23.2% |
| <u>District 27A</u> | | | | | | |
| Gaston | 91 | 88 | - 3.3% | \$ 14,098 | \$ 19,174 | + 36.0% |
| <u>District 27B</u> | | | | | | |
| Cleveland | 37 | 285 | +670.3% | \$ 9,996 | \$ 49,681 | +397.0% |
| Lincoln | 31 | 184 | +493.5% | 6,492 | 25,998 | +300.5% |
| District Totals | 68 | 469 | +589.7% | \$ 16,488 | \$ 75,679 | +359.0% |
| <u>District 28</u> | | | | | | |
| Buncombe | 80 | 121 | + 51.3% | \$ 11,021 | \$ 20,947 | + 90.1% |
| <u>District 29</u> | | | | | | |
| Henderson | 226 | 334 | + 47.8% | \$ 30,376 | \$ 45,067 | + 48.4% |
| McDowell | 199 | 193 | - 3.0% | 25,695 | 26,900 | + 4.7% |
| Polk | 64 | 48 | - 25.0% | 10,324 | 5,719 | - 44.6% |
| Rutherford | 171 | 188 | + 9.9% | 22,159 | 23,767 | + 7.3% |
| Transylvania | 93 | 111 | + 19.4% | 13,184 | 13,020 | - 1.2% |
| District Totals | 753 | 874 | + 16.1% | \$ 101,738 | \$ 114,473 | + 12.5% |
| <u>District 30</u> | | | | | | |
| Cherokee | 107 | 79 | - 26.2% | \$ 12,759 | \$ 11,328 | - 11.2% |
| Clay | 14 | 21 | + 50.0% | 1,633 | 4,985 | +205.3% |
| Graham | 21 | 18 | - 14.3% | 2,760 | 2,414 | - 12.5% |
| Haywood | 178 | 240 | + 34.8% | 24,609 | 30,558 | + 24.2% |
| Jackson | 79 | 52 | - 34.2% | 13,125 | 6,514 | - 50.4% |
| Macon | 90 | 76 | - 15.6% | 10,602 | 7,031 | - 33.7% |
| Swain | 57 | 28 | - 50.9% | 7,769 | 4,922 | - 36.6% |
| District Totals | 546 | 514 | - 5.9% | \$ 73,257 | \$ 67,752 | - 7.5% |
| STATE TOTALS | 26,026 | 28,998 | + 11.4% | \$3,748,334 | \$4,568,495 | + 21.9% |

JUDICIAL DEPARTMENT PERSONNEL
(Positions and salaries authorized as of June 30, 1979)

| Positions authorized | | Salary ranges |
|--|---|----------------------|
| SUPREME COURT | | |
| 7 | Justices | \$47,000 - \$48,000* |
| 23 | Staff Personnel (Clerk's and Reporter's offices, law clerks, library staff) | \$ 6,180 - \$32,760 |
| 7 | Secretarial personnel | \$12,276 - \$12,840 |
| COURT OF APPEALS | | |
| 12 | Judges | \$44,500 - \$45,500* |
| 28 | Staff personnel | \$ 6,180 - \$26,124 |
| 14 | Secretarial personnel | \$11,736 - \$12,276 |
| SUPERIOR COURT | | |
| 66 | Judges | \$39,500* |
| 63 | Staff personnel | \$12,276 - \$20,376 |
| 33 | Secretarial personnel | \$ 7,608 - \$10,296 |
| DISTRICT COURT | | |
| 127 | Judges | \$32,000 - \$33,250* |
| 589 | Magistrates | \$ 2,002 - \$12,168* |
| 33 | Staff personnel | \$ 8,664 - \$11,736 |
| 4 | Secretarial personnel | \$ 7,608 - \$11,232 |
| DISTRICT ATTORNEYS | | |
| 33 | District Attorneys | \$36,750* |
| 222 | Staff personnel | \$10,296 - \$32,556 |
| 58 | Secretarial personnel | \$ 7,608 - \$11,232 |
| CLERKS OF SUPERIOR COURT | | |
| 100 | Clerks of Superior Court | \$13,000 - \$31,000* |
| 1,387 | Staff personnel | \$ 6,960 - \$19,404 |
| 7 | Secretarial personnel | \$ 7,608 - \$11,232 |
| INDIGENT REPRESENTATION | | |
| 5 | Public Defenders | \$36,750* |
| 48 | Staff personnel | \$ 7,608 - \$24,504 |
| 4 | Special counsel at mental hospitals | \$14,508 - \$23,748 |
| 4 | Secretarial personnel | \$ 7,608 - \$ 9,444 |
| JUVENILE PROBATION AND AFTERCARE | | |
| 281 | Court counselors | \$10,296 - \$19,404 |
| 50 | Secretarial personnel | \$ 7,608 - \$ 9,864 |
| ADMINISTRATIVE OFFICE OF THE COURTS | | |
| 1 | Administrative Officer of the Courts | \$42,000* |
| 1 | Assistant Administrative Officer of the Courts | \$30,000* |
| 92 | Staff personnel | \$ 6,180 - \$36,060 |

*1977 Session Laws, Second (1978) Session, Ch. 1136.

PART IV

COURTS CASELOAD DATA

- **Appellate Division**
- **Superior Court Division**
- **District Court Division**

COURTS CASELOAD DATA

This part of the Annual Report has been designed to summarize the fiscal year 1978-79 numerically by displaying pertinent court data on a district-by-district and county-by-county basis. The statistics presented in this section have been recorded and calculated from reports submitted to the Administrative Office of the Courts by the clerks of superior court across the state. For ease in reference, this part is subdivided into an appellate division section, a superior court division section, and a district court division section.

The appellate division receives as much coverage as present record-reporting will allow. The expanded Supreme Court section includes detailed accounts of the activities of that court that have not been available in previous years. The time period covered by the Supreme Court data does not coincide with the fiscal-year frame of the rest of the report, but is sufficiently close to that for the superior or district courts that the time difference is not material.

The data on the superior court and district court divisions parallel each other in terms of organization. Total caseloads in each division are subdivided into criminal and civil categories. A fairly comprehensive analytical summary is then presented which provides an overview of court activities by utilizing three basic tables: a caseload summary table, a manner of disposition table, and an aging table. The caseload summary

tables provide a picture of caseflow over the year; items recorded in this table include number of cases pending at the beginning of the year, number of new cases filed, number of cases disposed of during the year, and number of cases left pending at the close of the year. The manner of disposition tables depict a breakdown of all cases disposed of. The types of dispositions included in these tables depend upon the case category in question. The aging tables serve a dual purpose in that ages of cases pending on June 30, 1979, as well as ages of all cases disposed of during the year, appear in the same table for a given case category. Appropriate summary statistics, such as average age and median age, accompany counts or percentages of cases within specified age groupings. Graphics interspersed throughout the data tables depict the table data on a statewide basis. Trend graphs over five or ten year period accompany the caseload summary tables, and pie charts and bar charts display various summaries for the present fiscal year.

On the whole, the types of data presented in the caseload summary section of this Annual Report differ very little from data recorded in North Carolina Annual Reports in previous years. The format, however, has undergone substantial changes, a few new summary statistics have been calculated for various tables, and several graphs are included to provide visual summaries.

Part IV, Section 1

Appellate Division Caseload Data

THE SUPREME COURT

The North Carolina Supreme Court is the court of last resort in the state and, as such, is responsible for reviewing many decisions of the lower courts, including the North Carolina Court of Appeals. The granting of review in a given case depends upon the nature of the case and whether the parties have complied with the requirements of pertinent statutes and rules of court. Review as a matter of right is granted by the General Statutes in criminal cases in which the sentence imposed is life imprisonment or death and in any decision of the Court of Appeals in which a dissenting vote is cast. These two types of appeals comprise the majority of the court's caseload. There are other statutes which provide for an appeal of right to the Supreme Court conditional upon the existence of certain circumstances, and there are various methods by which the court's power of discretionary review may be sought. The purpose of any review by the Supreme Court is to determine whether errors of law have been committed by the lower court. Review may be in the form of hearing oral arguments and reading records and briefs prepared by the parties, as in statutory appeals of right, or in the form of considering petitions for discretionary review without oral argument. The court may order the filing of new briefs and oral arguments in any matter under its consideration.

All Supreme Court caseload data is recorded by *term*; the court sits in two terms per year, Spring Term and Fall Term. Since the Administrative Office of the Courts reports data on a fiscal year basis (July 1, 1978-June 30, 1979 for the 1978-79 fiscal year), Supreme Court data recorded here is for Fall Term 1978 (September 5, 1978-February 5, 1979) and Spring Term 1979 (February 6, 1979-September 4, 1979) as a reasonable approximation of the time period represented by a fiscal year. The data are divided into two categories for presentation below, cases and petitions. As the term is used here, a "case" is a matter before the court for determination or decision on one or more issues of law, and a "petition" is a request that the court accept a particular matter for consideration and decision on one or more issues of law.

Cases

One hundred thirty-three cases were docketed during the Fall Term and 124 during the Spring Term for a total of 257 cases for the year. The caseload summary that follows summarizes the actions of the court upon those cases:

| | Fall Term | Spring Term | Total |
|---|-----------|-------------|-------|
| Cases brought forward from previous terms | 21 | 48* | 69* |
| Cases docketed during current term | 112 | 76 | 188 |
| Total cases before the court | 133 | 124 | 257 |
| Cases withdrawn or dismissed | 15 | 8 | 23 |
| Opinions rendered | 68 | 94 | 162 |
| Cases carried forward to next term | 50 | 19* | 69* |

*For the first time in recent history, the court called cases for argument in the month of January. Certain cases which had already been docketed to the Spring Term were heard in January, which was still the Fall Term 1978. Three of those cases were decided before the Fall Term 1978 ended.

THE SUPREME COURT

A detailed description of the cases before the Supreme Court for the Fall and Spring Terms illustrates

the different types of cases before the Supreme Court during the 1978-79 year.

| Type of Case | Fall Term 1978 | | | Spring Term 1979 | | |
|---|----------------|----------|------------|------------------|----------|------------|
| | Civil | Criminal | Total | Civil | Criminal | Total |
| Advisari cases* | 7 | 14 | 21 | 21 | 27 | 48 |
| Life sentence | — | 31 | 31 | — | 32 | 32 |
| Death sentence | — | 3 | 3 | — | 6 | 6 |
| Dissent in Court of Appeals | 16 | 6 | 22 | 4 | 5 | 9 |
| Substantial constitutional question | 2 | 7 | 9 | 5 | 2 | 7 |
| Petition for discretionary review of decision of Court of Appeals, allowed | 25 | 9 | 34 | 8 | 4 | 12 |
| Petition for discretionary review prior to determination by Court of Appeals, allowed | 6 | 1 | 7 | 7 | 0 | 7 |
| Petition for writ of certiorari | 1 | 1 | 2 | 1 | 0 | 1 |
| Petition to rehear | — | — | 0 | — | — | 0 |
| Judicial Standard Commission recommendation | — | — | 1 | — | — | 0 |
| On mandate from U.S. Supreme Court | — | — | 0 | — | — | 2 |
| Other statutory appeals of right | 2 | 1 | 3 | 0 | 0 | 0 |
| Total cases | | | 133 | | | 124 |

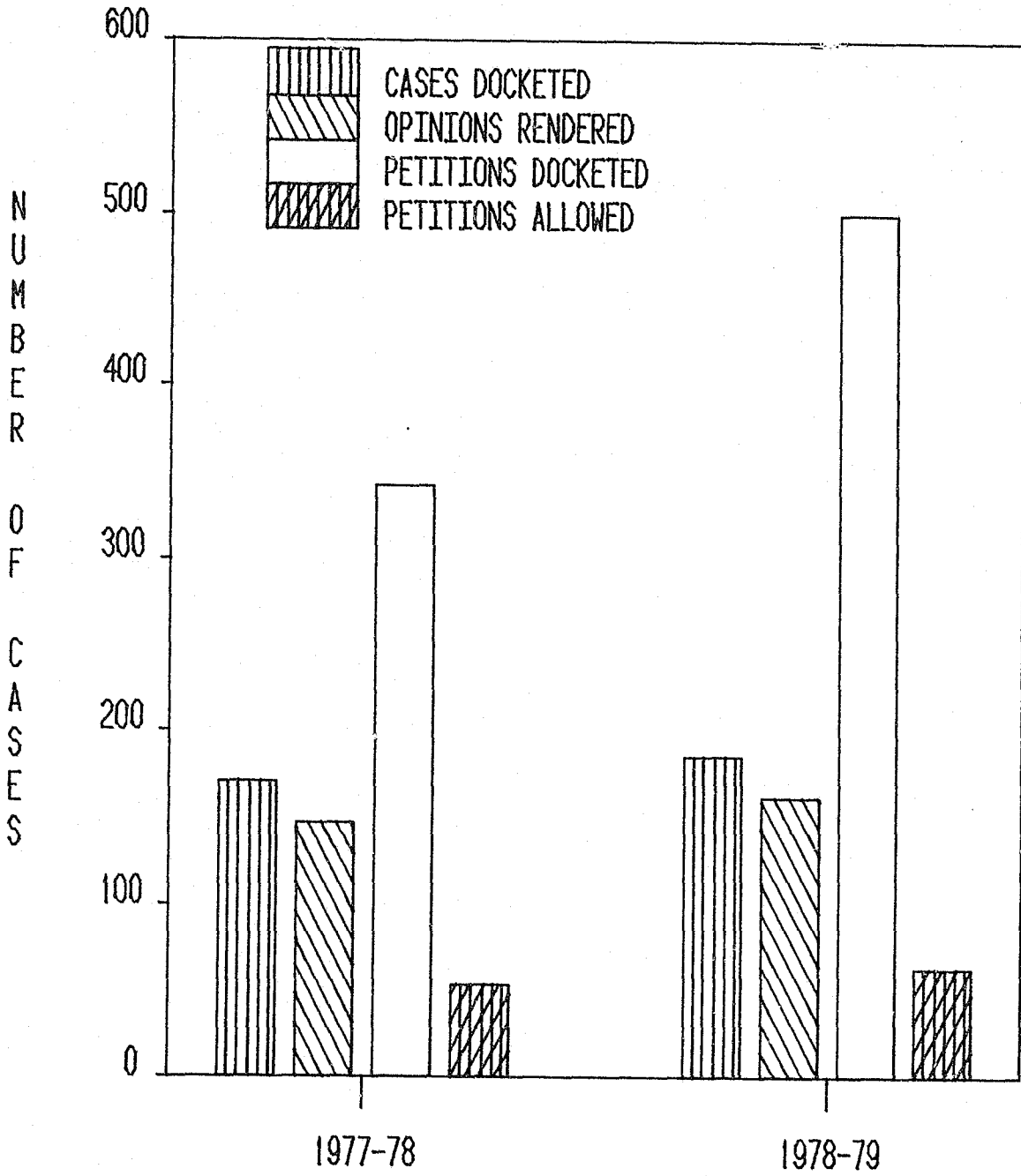
* Advisari cases are those cases carried forward to the current term from a previous term.

The court rendered 162 opinions during the 1978-79 year, 68 during the Fall Term and 94 during the Spring Term. These opinions may affirm, modify, or reverse

decisions made by lower courts, or combinations of these methods may occur. A summary of the 1978-79 opinions is related below by term:

| Opinion | Fall Term 1978 | Spring Term 1979 | Total |
|---------------------------------------|----------------|------------------|------------|
| Affirmed | 41 | 54 | 95 |
| Reversed | 13 | 20 | 33 |
| New Trial | 5 | 13 | 18 |
| Vacated and remanded | 1 | 1 | 2 |
| Affirmed in part and remanded | 2 | 0 | 2 |
| Order of removal of a judge | 1 | 0 | 1 |
| Affirmed in part and reversed in part | 4 | 3 | 7 |
| Modified and affirmed | 1 | 3 | 4 |
| Total opinions | 68 | 94 | 162 |

SUPREME COURT CASELOAD SUMMARIES---1977-78 AND 1978-79



THE SUPREME COURT

Petitions

Two hundred two petitions were docketed during Fall Term 1978 and 297 during Spring Term 1979 for a total of 499 petitions during the 1978-79 year. Petitions

may be subdivided by type for each term to afford a better picture of the workload. The table that follows contains this breakdown:

| Type of Petition | Fall Term 1978 | | | Spring Term 1979 | | |
|--|----------------|----------|-------|------------------|----------|-------|
| | Civil | Criminal | Total | Civil | Criminal | Total |
| Discretionary review of decision of Court of Appeals | 83 | 48 | 131 | 143 | 63 | 206 |
| Allowed | 10 | 9 | 19 | 17 | 4 | 21 |
| Discretionary review prior to decision by Court of Appeals | 9 | 0 | 9 | 10 | 0 | 10 |
| Allowed | 5 | 0 | 5 | 5 | 0 | 5 |
| Petition for writ of certiorari | 8 | 13 | 21 | 6 | 31 | 37 |
| Allowed | 5 | 2 | 7 | 3 | 3 | 6 |
| Habeas corpus | — | 2 | 2 | — | 1 | 1 |
| Allowed | — | — | 0 | — | — | 0 |
| Supersedeas | — | — | 14 | 2 | 0 | 2 |
| Allowed | — | — | 0 | 0 | 0 | 0 |
| Mandamus or prohibition | 1 | 0 | 1 | 1 | 2 | 3 |
| Allowed | 0 | 0 | 0 | 1 | 0 | 1 |
| Application for further review | 0 | 24 | 24 | 0 | 38 | 38 |
| Allowed | 0 | 1 | 1 | 0 | 0 | 0 |
| On mandate from U.S. Supreme Court | 0 | 0 | 0 | 0 | 0 | 0 |
| Total petitions docketed | | | 202 | | | 297 |
| Total petitions allowed | | | 32 | | | 33 |

The bar chart that follows presents a comparison of the 1977-78 year with the 1978-79 year in terms of cases and petitions docketed, opinions filed, and petitions allowed. For each category, there is an increase in the 1978-79 year over the prior year: for cases docketed

there is an increase of 8.1%; for opinions filed the increase is 9.5%; for petitions docketed, the increase is 46.3%; and the number of petitions allowed rose by 20.8%.

THE COURT OF APPEALS

For the fiscal year July 1, 1978 through June 30, 1979 the Court of Appeals reported dispositions in a total of 1,114 cases. A total of 671 published opinions were filed, of which 230 were in criminal cases and 441 were in civil cases, including appeals from the Insur-

ance Commissioner, the Industrial Commission, and the Utilities Commission.

Dispositions in a total of 443 cases were reported without published opinions. Of these, 280 were criminal cases and 163 were civil cases.**

** More detailed fiscal year data on Court of Appeals activity was not available at the time of publication.

Part IV, Section 2

Superior Court Division Caseload Data

THE SUPERIOR COURT DIVISION

Numbers of cases filed during the 1978-79 fiscal year increased in all categories of superior court cases. Trend graphs in this section verify increases in criminal and civil filings over recent years, and the caseload summary tables contain actual data for this fiscal year.

Pending caseload at the end of the year has continued to grow for civil cases in the superior courts, and this is the most likely case category to develop a backlog of pending cases. The median age of civil superior cases disposed during the 1978-79 year was 336.5 days; by definition, half of the civil cases were older than this when they were disposed. Present reporting systems do not provide for descriptions of civil cases, so charts and graphs in the civil section of this division do not reflect a breakdown of cases into various types.

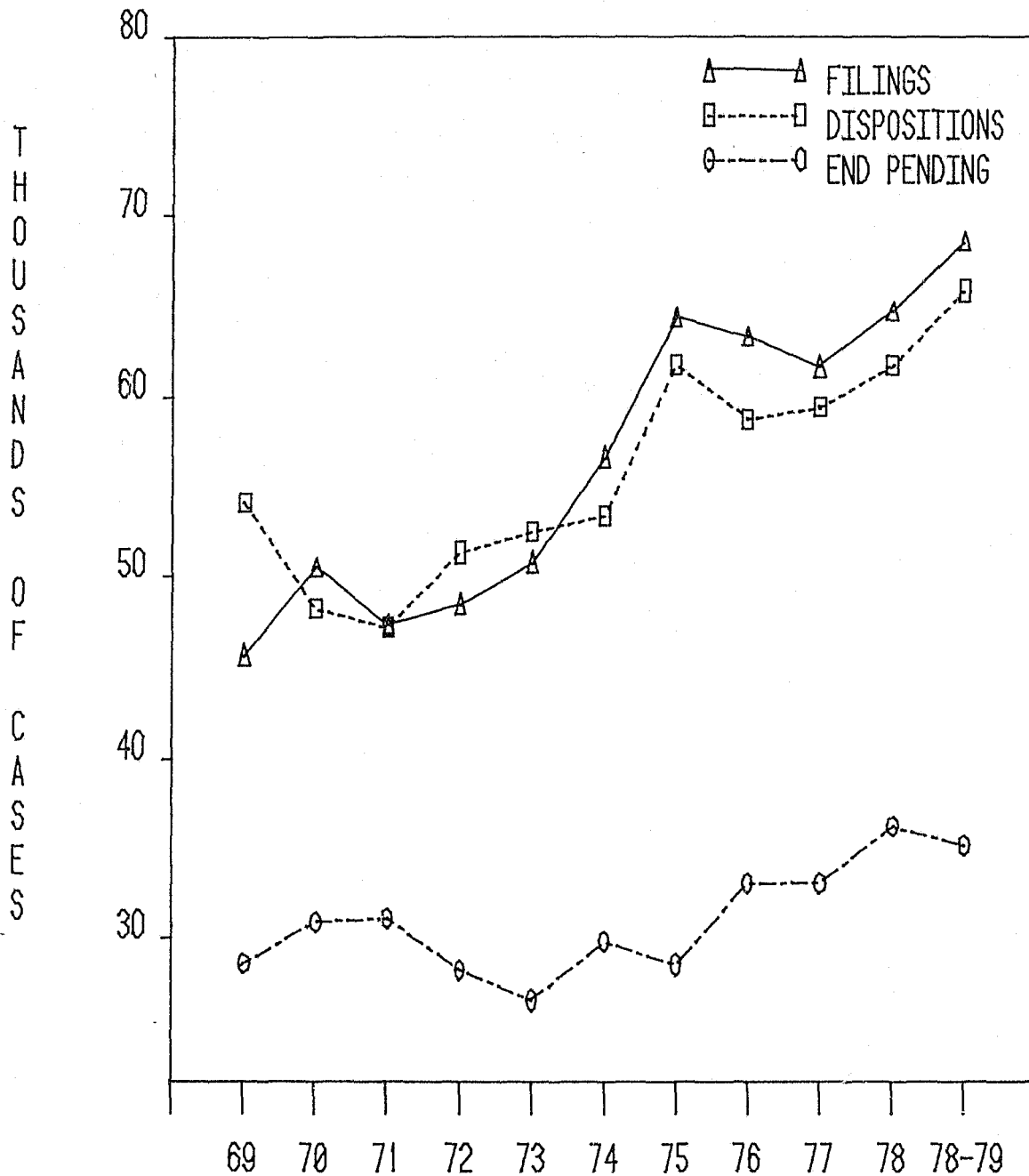
The criminal portion of the superior court caseload is divided into felonies, original jurisdiction cases involving major crimes, and misdemeanor appeals, misdemeanor cases appealed from the district courts. The 1978-79 data reflects an increased number of filings over previous years in both categories, but felony cases continue to outweigh the appeals in volume, with felonies comprising approximately 57% of criminal superior court filings this year. Although substantially more criminal cases (54,587) were disposed this year

than civil cases (11,324), criminal cases, by their nature, move through the courts much faster. The median age for felony cases disposed this year was 69.3 days, while median age for misdemeanor appeals was 61.5 days. These figures substantiate the very low number of cases reported dismissed for lack of a speedy trial.

In addition to civil and criminal cases, two other types of cases lie within the realm of superior court. The clerk of superior court has initial jurisdiction over estate and special proceeding cases, although rulings made by the clerk may be appealed to a superior court judge. Estate cases involve probate of will and administration of estates, while special proceedings fall into several categories, including petitions on foreclosures, incompetency of persons to manage personal financial affairs, and involuntary commitments to mental hospitals. The coverage of estates and special proceedings in this report is abbreviated. Caseload summaries are provided, but aging tables hold little value, since these case types often require unusually long periods of time between filing and disposition.

Detailed summaries of superior court caseloads, subdivided into civil, criminal, and estate and special proceeding cases as described above, follow in the form of tables and graphs.

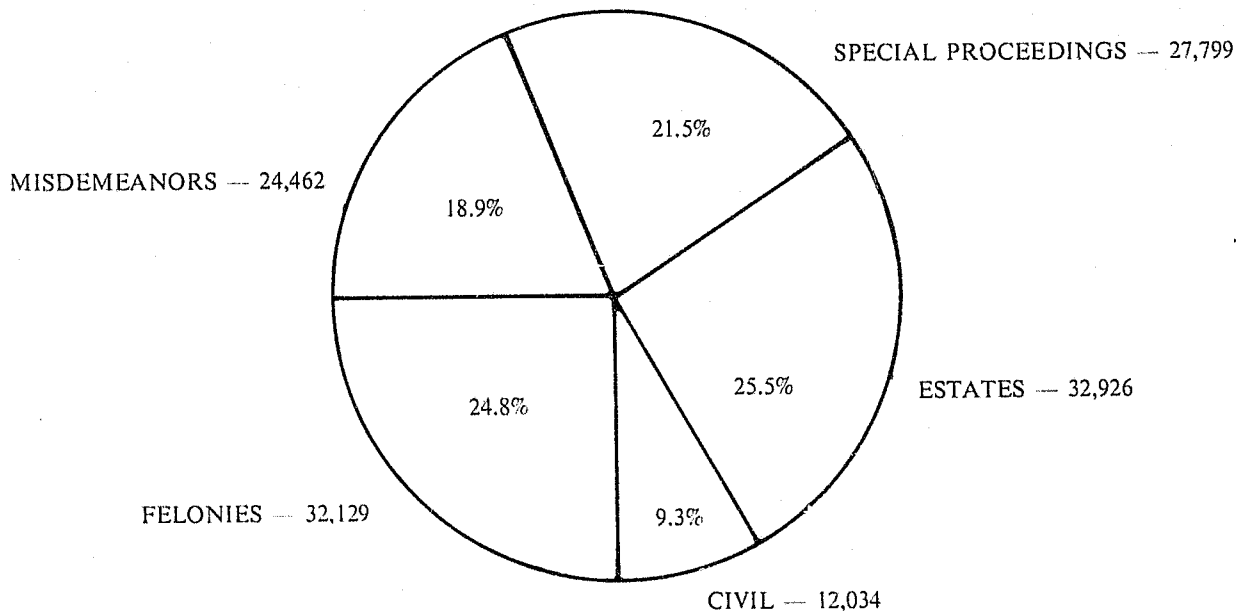
CASELOAD TRENDS IN THE SUPERIOR COURTS 1969-1979



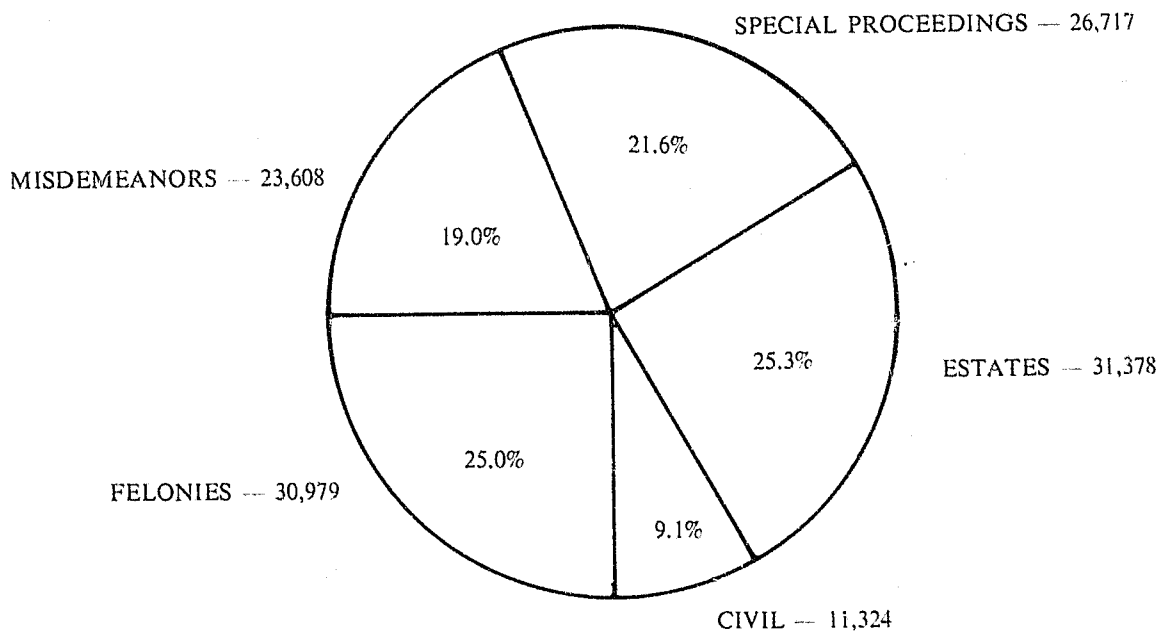
THE NUMBER OF FILINGS PER YEAR HAS GRADUALLY INCREASED SINCE 1969, AND DISPOSITIONS HAVE STRUGGLED TO MAINTAIN THE PACE DURING THE LAST FIVE YEARS. THE 1978-79 FILING RATE SHOWS AN 11.3% INCREASE OVER THE 1977 CALENDAR YEAR AND A 5.9% INCREASE OVER THE 1978 CALENDAR YEAR.

FILINGS AND DISPOSITIONS IN THE SUPERIOR COURT DIVISION 1978-79

FILINGS



DISPOSITIONS



The segmentation of these two pie charts is nearly identical. Dispositions as a percent of filings: Civil — 94.1%; Estates — 95.3%; Special Proceedings — 96.1%; Misdemeanors — 96.5%; and Felonies — 96.4%.

**CASELOAD SUMMARIES FOR CIVIL CASES IN THE
SUPERIOR COURTS
July 1, 1978-June 30, 1979**

| | Pending 7/1/78 | Filed | Total Caseload | Disposed | % Disposed to Caseload | Pending 6/30/79 |
|--------------------|-------------------|-------|-------------------|----------|---------------------------|--------------------|
| <u>District 1</u> | | | | | | |
| Camden | 4 | 13 | 17 | 6 | 35.2 | 11 |
| Chowan | 35 | 24 | 59 | 23 | 38.9 | 36 |
| Currituck | 25 | 38 | 63 | 23 | 36.5 | 40 |
| Dare | 102 | 52 | 154 | 56 | 36.3 | 98 |
| Gates | 11 | 13 | 24 | 12 | 50.0 | 12 |
| Pasquotank | 37 | 56 | 93 | 49 | 52.6 | 44 |
| Perquimans | 10 | 26 | 36 | 14 | 38.8 | 22 |
| District Totals | 224 | 222 | 446 | 183 | 41.0 | 263 |
| <u>District 2</u> | | | | | | |
| Beaufort | 107 | 55 | 162 | 71 | 43.8 | 91 |
| Hyde | 8 | 16 | 24 | 8 | 33.3 | 16 |
| Martin | 33 | 37 | 70 | 33 | 47.1 | 37 |
| Tyrrell | 9 | 3 | 12 | 2 | 16.6 | 10 |
| Washington | 27 | 25 | 52 | 13 | 25.0 | 39 |
| District Totals | 184 | 136 | 320 | 127 | 39.6 | 193 |
| <u>District 3</u> | | | | | | |
| Carteret | 156 | 96 | 252 | 73 | 28.9 | 179 |
| Craven | 169 | 156 | 325 | 109 | 33.5 | 216 |
| Pamlico | 22 | 28 | 50 | 21 | 42.0 | 29 |
| Pitt | 166 | 144 | 310 | 125 | 40.3 | 185 |
| District Totals | 513 | 424 | 937 | 328 | 35.0 | 609 |
| <u>District 4</u> | | | | | | |
| Duplin | 55 | 54 | 109 | 32 | 29.3 | 77 |
| Jones | 25 | 18 | 43 | 19 | 44.1 | 24 |
| Onslow | 131 | 148 | 279 | 112 | 40.1 | 167 |
| Sampson | 96 | 90 | 186 | 114 | 61.2 | 72 |
| District Totals | 307 | 310 | 617 | 277 | 44.8 | 340 |
| <u>District 5</u> | | | | | | |
| New Hanover | 225 | 180 | 405 | 166 | 40.9 | 239 |
| Pender | 55 | 17 | 72 | 9 | 12.5 | 63 |
| District Totals | 280 | 197 | 477 | 175 | 36.6 | 302 |
| <u>District 6</u> | | | | | | |
| Bertie | 43 | 34 | 77 | 14 | 18.1 | 63 |
| Halifax | 79 | 68 | 147 | 40 | 27.2 | 107 |
| Hertford | 52 | 58 | 110 | 39 | 35.4 | 71 |
| Northampton | 30 | 30 | 60 | 20 | 33.3 | 40 |
| District Totals | 204 | 190 | 394 | 113 | 28.6 | 281 |
| <u>District 7</u> | | | | | | |
| Edgecombe | 100 | 95 | 195 | 79 | 40.5 | 116 |
| Nash | 175 | 126 | 301 | 118 | 39.2 | 183 |
| Wilson | 204 | 118 | 322 | 158 | 49.0 | 164 |
| District Totals | 479 | 339 | 818 | 355 | 43.3 | 463 |
| <u>District 8</u> | | | | | | |
| Greene | 20 | 9 | 29 | 10 | 34.4 | 19 |
| Lenoir | 208 | 119 | 327 | 180 | 55.0 | 147 |
| Wayne | 291 | 151 | 442 | 209 | 47.2 | 233 |
| District Totals | 519 | 279 | 798 | 399 | 50.0 | 399 |
| <u>District 9</u> | | | | | | |
| Franklin | 86 | 48 | 134 | 56 | 41.7 | 78 |
| Granville | 47 | 33 | 80 | 39 | 48.7 | 41 |
| Person | 38 | 54 | 92 | 26 | 28.2 | 66 |
| Vance | 117 | 80 | 197 | 90 | 45.6 | 107 |
| Warren | 57 | 25 | 82 | 26 | 31.7 | 56 |
| District Totals | 345 | 240 | 585 | 237 | 40.5 | 348 |
| <u>District 10</u> | | | | | | |
| Wake | 1,273 | 990 | 2,263 | 1,264 | 55.8 | 999 |

CASELOAD SUMMARIES FOR CIVIL CASES IN THE SUPERIOR COURTS

July 1, 1978-June 30, 1979

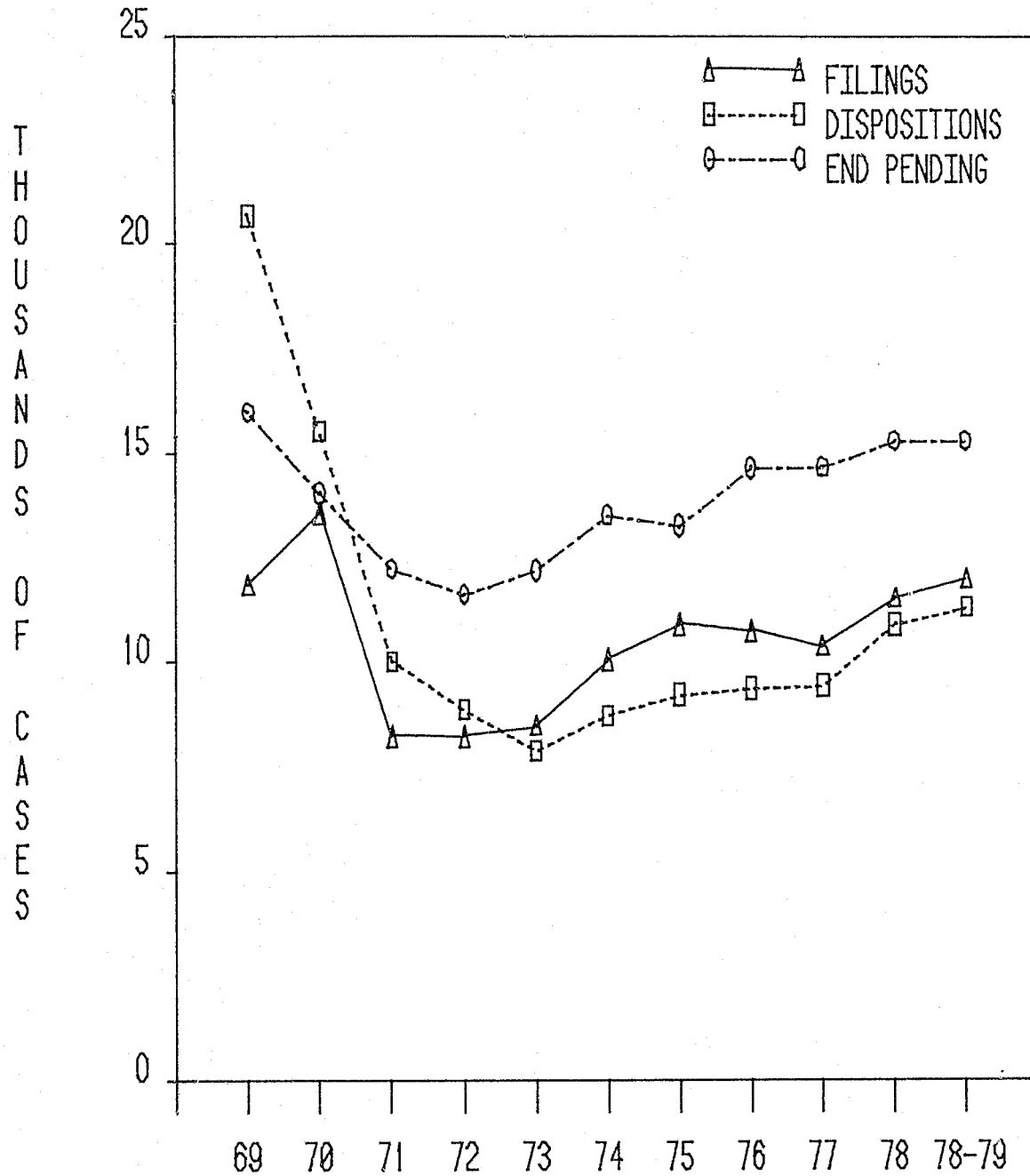
| | Pending 7/1/78 | Filed | Total Caseload | Disposed | % Disposed to Caseload | Pending 6/30/79 |
|---------------------|-------------------|-------|-------------------|----------|---------------------------|--------------------|
| <u>District 11</u> | | | | | | |
| Harnett | 146 | 75 | 221 | 97 | 43.8 | 124 |
| Johnston | 170 | 91 | 261 | 61 | 23.3 | 200 |
| Lee | 90 | 76 | 166 | 82 | 49.3 | 84 |
| District Totals | 406 | 242 | 648 | 240 | 37.0 | 408 |
| <u>District 12</u> | | | | | | |
| Cumberland | 396 | 319 | 715 | 310 | 43.3 | 405 |
| Hoke | 19 | 4 | 23 | 11 | 47.8 | 12 |
| District Totals | 415 | 323 | 738 | 321 | 43.4 | 417 |
| <u>District 13</u> | | | | | | |
| Bladen | 41 | 20 | 61 | 24 | 39.3 | 37 |
| Brunswick | 137 | 55 | 192 | 83 | 43.2 | 109 |
| Columbus | 177 | 92 | 269 | 111 | 41.2 | 158 |
| District Totals | 355 | 167 | 522 | 218 | 41.7 | 304 |
| <u>District 14</u> | | | | | | |
| Durham | 884 | 378 | 1,262 | 517 | 40.9 | 745 |
| <u>District 15A</u> | | | | | | |
| Alamance | 124 | 174 | 298 | 124 | 41.6 | 174 |
| <u>District 15B</u> | | | | | | |
| Chatham | 69 | 48 | 117 | 51 | 43.5 | 66 |
| Orange | 129 | 132 | 261 | 143 | 54.7 | 118 |
| District Totals | 198 | 180 | 378 | 194 | 51.3 | 184 |
| <u>District 16</u> | | | | | | |
| Robeson | 80 | 82 | 162 | 71 | 43.8 | 91 |
| Scotland | 21 | 27 | 48 | 18 | 37.5 | 30 |
| District Totals | 101 | 109 | 210 | 89 | 42.3 | 121 |
| <u>District 17</u> | | | | | | |
| Caswell | 14 | 17 | 31 | 15 | 48.3 | 16 |
| Rockingham | 126 | 135 | 261 | 121 | 46.3 | 140 |
| Stokes | 33 | 27 | 60 | 25 | 41.6 | 35 |
| Surry | 117 | 114 | 231 | 89 | 38.5 | 142 |
| District Totals | 290 | 293 | 583 | 250 | 42.8 | 333 |
| <u>District 18</u> | | | | | | |
| Guilford | | | | | | |
| Greensboro | 781 | 648 | 1,429 | 543 | 37.9 | 886 |
| High Point | 282 | 164 | 446 | 156 | 34.9 | 290 |
| District Totals | 1,063 | 812 | 1,875 | 699 | 37.2 | 1,176 |
| <u>District 19A</u> | | | | | | |
| Cabarrus | 204 | 95 | 299 | 101 | 33.7 | 198 |
| Rowan | 139 | 117 | 256 | 118 | 46.0 | 138 |
| District Totals | 343 | 212 | 555 | 219 | 39.4 | 336 |
| <u>District 19B</u> | | | | | | |
| Montgomery | 29 | 20 | 49 | 11 | 22.4 | 38 |
| Randolph | 137 | 133 | 270 | 117 | 43.3 | 153 |
| District Totals | 166 | 153 | 319 | 128 | 40.1 | 191 |
| <u>District 20</u> | | | | | | |
| Anson | 96 | 34 | 130 | 39 | 30.0 | 91 |
| Moore | 84 | 102 | 186 | 54 | 29.0 | 132 |
| Richmond | 76 | 68 | 144 | 44 | 30.5 | 100 |
| Stanly | 77 | 41 | 118 | 48 | 40.6 | 70 |
| Union | 106 | 113 | 219 | 65 | 29.6 | 154 |
| District Totals | 439 | 358 | 797 | 250 | 31.3 | 547 |

CASELOAD SUMMARIES FOR CIVIL CASES IN THE SUPERIOR COURTS

July 1, 1978-June 30, 1979

| | Pending 7/1/78 | Filed | Total Caseload | Disposed | % Disposed to Caseload | Pending 6/30/79 |
|---------------------|-------------------|--------|-------------------|----------|---------------------------|--------------------|
| <u>District 21</u> | | | | | | |
| Forsyth | 796 | 604 | 1,400 | 626 | 44.7 | 774 |
| <u>District 22</u> | | | | | | |
| Alexander | 18 | 21 | 39 | 21 | 53.8 | 18 |
| Davidson | 156 | 149 | 305 | 126 | 41.3 | 179 |
| Davie | 19 | 30 | 49 | 29 | 59.1 | 20 |
| Iredell | 119 | 151 | 270 | 136 | 50.3 | 134 |
| District Totals | 312 | 351 | 663 | 312 | 47.0 | 351 |
| <u>District 23</u> | | | | | | |
| Alleghany | 18 | 32 | 50 | 35 | 70.0 | 15 |
| Ashe | 63 | 25 | 88 | 38 | 43.1 | 50 |
| Wilkes | 129 | 151 | 280 | 133 | 47.5 | 147 |
| Yadkin | 36 | 33 | 69 | 36 | 52.1 | 33 |
| District Totals | 246 | 241 | 487 | 242 | 49.6 | 245 |
| <u>District 24</u> | | | | | | |
| Avery | 43 | 39 | 82 | 38 | 46.3 | 44 |
| Madison | 25 | 42 | 67 | 25 | 37.3 | 42 |
| Mitchell | 37 | 39 | 76 | 37 | 48.6 | 39 |
| Watauga | 76 | 80 | 156 | 87 | 55.7 | 69 |
| Yancey | 9 | 29 | 38 | 14 | 36.8 | 24 |
| District Totals | 190 | 229 | 419 | 201 | 47.9 | 218 |
| <u>District 25</u> | | | | | | |
| Burke | 175 | 148 | 323 | 124 | 38.3 | 199 |
| Caldwell | 115 | 140 | 255 | 117 | 45.8 | 138 |
| Catawba | 174 | 276 | 450 | 222 | 49.3 | 228 |
| District Totals | 464 | 564 | 1,028 | 463 | 45.0 | 565 |
| <u>District 26</u> | | | | | | |
| Mecklenburg | 1,729 | 1,704 | 3,433 | 1,286 | 37.4 | 2,147 |
| <u>District 27A</u> | | | | | | |
| Gaston | 431 | 379 | 810 | 339 | 41.8 | 471 |
| <u>District 27B</u> | | | | | | |
| Cleveland | 83 | 167 | 250 | 92 | 36.8 | 158 |
| Lincoln | 36 | 70 | 106 | 61 | 57.5 | 45 |
| District Totals | 119 | 237 | 356 | 153 | 42.9 | 203 |
| <u>District 28</u> | | | | | | |
| Buncombe | 368 | 500 | 868 | 463 | 53.3 | 405 |
| <u>District 29</u> | | | | | | |
| Henderson | 156 | 85 | 241 | 91 | 37.7 | 150 |
| McDowell | 48 | 41 | 89 | 31 | 34.8 | 58 |
| Polk | 16 | 23 | 39 | 14 | 35.8 | 25 |
| Rutherford | 55 | 77 | 132 | 54 | 40.9 | 78 |
| Transylvania | 52 | 35 | 87 | 33 | 37.9 | 54 |
| District Totals | 327 | 261 | 588 | 223 | 37.9 | 365 |
| <u>District 30</u> | | | | | | |
| Cherokee | 40 | 31 | 71 | 37 | 52.1 | 34 |
| Clay | 5 | 11 | 16 | 8 | 50.0 | 8 |
| Graham | 11 | 19 | 30 | 12 | 40.0 | 18 |
| Haywood | 118 | 70 | 188 | 87 | 46.2 | 101 |
| Jackson | 160 | 41 | 201 | 84 | 41.7 | 117 |
| Macon | 111 | 41 | 152 | 60 | 39.4 | 92 |
| Swain | 25 | 23 | 48 | 21 | 43.7 | 27 |
| District Totals | 470 | 236 | 706 | 309 | 43.7 | 397 |
| STATE TOTALS | 14,564 | 12,034 | 26,598 | 11,324 | 42.5 | 15,274 |

CASELOAD TRENDS OF CIVIL CASES IN THE SUPERIOR COURTS 1969-1979



THIS GRAPH DISPLAYS AN OBVIOUS BACKLOG OF PENDING CASES. SINCE 1971, THE NUMBER OF CIVIL CASES PENDING AT THE END OF A YEAR HAS BEEN SUBSTANTIALLY GREATER THAN THE NUMBER OF CASES FILED OR DISPOSED DURING THAT TIME. SINCE 1973, DISPOSITIONS HAVE LAGGED BEHIND FILINGS.

MANNER OF DISPOSITION OF CIVIL CASES IN THE SUPERIOR COURT

July 1, 1978-June 30, 1979

| | Total Disposed | Judge | Jury | Clerk | Voluntary Dismissal* | Other |
|--------------------|-------------------|-------|------|-------|-------------------------|-------|
| <u>District 1</u> | | | | | | |
| Camden | 6 | 1 | 1 | 0 | 2 | 2 |
| Chowan | 23 | 9 | 3 | 2 | 7 | 2 |
| Currituck | 23 | 6 | 1 | 6 | 4 | 6 |
| Dare | 56 | 17 | 1 | 5 | 16 | 17 |
| Gates | 12 | 3 | 0 | 6 | 3 | 6 |
| Pasquotank | 49 | 12 | 8 | 4 | 6 | 19 |
| Perquimans | 14 | 3 | 1 | 4 | 3 | 3 |
| District Totals | 183 | 51 | 15 | 27 | 41 | 49 |
| <u>District 2</u> | | | | | | |
| Beaufort | 71 | 42 | 1 | 10 | 8 | 10 |
| Hyde | 8 | 3 | 0 | 0 | 4 | 1 |
| Martin | 33 | 9 | 4 | 5 | 5 | 10 |
| Tyrrell | 2 | 0 | 0 | 0 | 1 | 1 |
| Washington | 13 | 3 | 1 | 3 | 2 | 4 |
| District Totals | 127 | 57 | 6 | 18 | 20 | 26 |
| <u>District 3</u> | | | | | | |
| Carteret | 73 | 21 | 3 | 13 | 11 | 25 |
| Craven | 109 | 35 | 9 | 16 | 21 | 28 |
| Pamlico | 21 | 8 | 1 | 0 | 7 | 5 |
| Pitt | 125 | 44 | 4 | 13 | 23 | 41 |
| District Totals | 328 | 108 | 17 | 42 | 62 | 99 |
| <u>District 4</u> | | | | | | |
| Duplin | 32 | 13 | 1 | 6 | 3 | 9 |
| Jones | 19 | 5 | 2 | 6 | 3 | 3 |
| Onslow | 112 | 34 | 8 | 26 | 22 | 22 |
| Sampson | 114 | 32 | 9 | 13 | 9 | 51 |
| District Totals | 277 | 84 | 20 | 51 | 37 | 85 |
| <u>District 5</u> | | | | | | |
| New Hanover | 166 | 70 | 10 | 6 | 46 | 34 |
| Pender | 9 | 3 | 0 | 0 | 3 | 3 |
| District Totals | 175 | 73 | 10 | 6 | 49 | 37 |
| <u>District 6</u> | | | | | | |
| Bertie | 14 | 4 | 0 | 1 | 7 | 2 |
| Halifax | 40 | 17 | 1 | 5 | 6 | 11 |
| Hertford | 39 | 11 | 2 | 7 | 10 | 9 |
| Northampton | 20 | 6 | 1 | 1 | 5 | 7 |
| District Totals | 113 | 38 | 4 | 14 | 28 | 29 |
| <u>District 7</u> | | | | | | |
| Edgecombe | 79 | 23 | 3 | 3 | 24 | 26 |
| Nash | 118 | 42 | 3 | 5 | 26 | 42 |
| Wilson | 158 | 43 | 13 | 16 | 51 | 35 |
| District Totals | 355 | 108 | 19 | 24 | 101 | 103 |
| <u>District 8</u> | | | | | | |
| Greene | 10 | 6 | 0 | 0 | 2 | 2 |
| Lenoir | 180 | 79 | 3 | 25 | 33 | 40 |
| Wayne | 209 | 53 | 8 | 14 | 38 | 96 |
| District Totals | 399 | 138 | 11 | 39 | 73 | 138 |
| <u>District 9</u> | | | | | | |
| Franklin | 56 | 14 | 0 | 8 | 19 | 15 |
| Granville | 39 | 18 | 1 | 5 | 9 | 6 |
| Person | 26 | 6 | 2 | 2 | 4 | 12 |
| Vance | 90 | 39 | 0 | 9 | 18 | 24 |
| Warren | 26 | 12 | 0 | 1 | 2 | 11 |
| District Totals | 237 | 89 | 3 | 25 | 52 | 68 |
| <u>District 10</u> | | | | | | |
| Wake | 1,264 | 665 | 62 | 71 | 262 | 204 |

*The data in this disposition category is for the six-month period from January 1, 1979—June 30, 1979. Before January 1, 1979, data on this type of disposition was not available.

MANNER OF DISPOSITION OF CIVIL CASES IN THE SUPERIOR COURT

July 1, 1978-June 30, 1979

| | Total Disposed | Judge | Jury | Clerk | Voluntary Dismissal* | Other |
|---------------------|-------------------|-------|------|-------|-------------------------|-------|
| <u>District 11</u> | | | | | | |
| Harnett | 97 | 33 | 2 | 7 | 36 | 19 |
| Johnston | 61 | 18 | 3 | 3 | 16 | 21 |
| Lee | 82 | 37 | 0 | 11 | 5 | 29 |
| District Totals | 240 | 88 | 5 | 21 | 57 | 69 |
| <u>District 12</u> | | | | | | |
| Cumberland | 310 | 99 | 9 | 21 | 51 | 130 |
| Hoke | 11 | 1 | 0 | 3 | 0 | 7 |
| District Totals | 321 | 100 | 9 | 24 | 51 | 137 |
| <u>District 13</u> | | | | | | |
| Bladen | 24 | 9 | 1 | 3 | 7 | 4 |
| Brunswick | 83 | 46 | 4 | 4 | 7 | 22 |
| Columbus | 111 | 39 | 10 | 5 | 29 | 28 |
| District Totals | 218 | 94 | 15 | 12 | 43 | 54 |
| <u>District 14</u> | | | | | | |
| Durham | 517 | 119 | 15 | 45 | 95 | 243 |
| <u>District 15A</u> | | | | | | |
| Alamance | 124 | 49 | 5 | 8 | 27 | 35 |
| <u>District 15B</u> | | | | | | |
| Chatham | 51 | 24 | 6 | 3 | 10 | 8 |
| Orange | 143 | 60 | 14 | 2 | 17 | 50 |
| District Totals | 194 | 84 | 20 | 5 | 27 | 58 |
| <u>District 16</u> | | | | | | |
| Robeson | 71 | 27 | 9 | 7 | 16 | 12 |
| Scotland | 18 | 7 | 0 | 4 | 6 | 1 |
| District Totals | 89 | 34 | 9 | 11 | 22 | 13 |
| <u>District 17</u> | | | | | | |
| Caswell | 15 | 7 | 1 | 0 | 0 | 7 |
| Rockingham | 121 | 36 | 13 | 7 | 44 | 21 |
| Stokes | 25 | 8 | 1 | 0 | 6 | 10 |
| Surry | 89 | 20 | 9 | 1 | 23 | 30 |
| District Totals | 250 | 71 | 24 | 14 | 73 | 68 |
| <u>District 18</u> | | | | | | |
| Guilford | 543 | 179 | 24 | 57 | 149 | 134 |
| Greensboro | 156 | 50 | 4 | 24 | 38 | 40 |
| High Point | 156 | 50 | 4 | 24 | 38 | 40 |
| District Totals | 699 | 229 | 28 | 81 | 187 | 174 |
| <u>District 19A</u> | | | | | | |
| Cabarrus | 101 | 40 | 7 | 3 | 23 | 28 |
| Rowan | 118 | 34 | 18 | 10 | 13 | 43 |
| District Totals | 219 | 74 | 25 | 13 | 36 | 71 |
| <u>District 19B</u> | | | | | | |
| Montgomery | 11 | 4 | 1 | 0 | 0 | 6 |
| Randolph | 117 | 50 | 9 | 11 | 25 | 22 |
| District Totals | 128 | 54 | 10 | 11 | 25 | 28 |
| <u>District 20</u> | | | | | | |
| Anson | 39 | 18 | 0 | 1 | 5 | 15 |
| Moore | 54 | 19 | 5 | 7 | 13 | 10 |
| Richmond | 44 | 17 | 5 | 10 | 0 | 12 |
| Stanly | 48 | 24 | 1 | 4 | 11 | 8 |
| Union | 65 | 10 | 7 | 2 | 23 | 17 |
| District Totals | 250 | 88 | 18 | 30 | 52 | 62 |

*The data in this disposition category is for the six-month period from January 1, 1979—June 30, 1979. Before January 1, 1979, data on this type of disposition was not available.

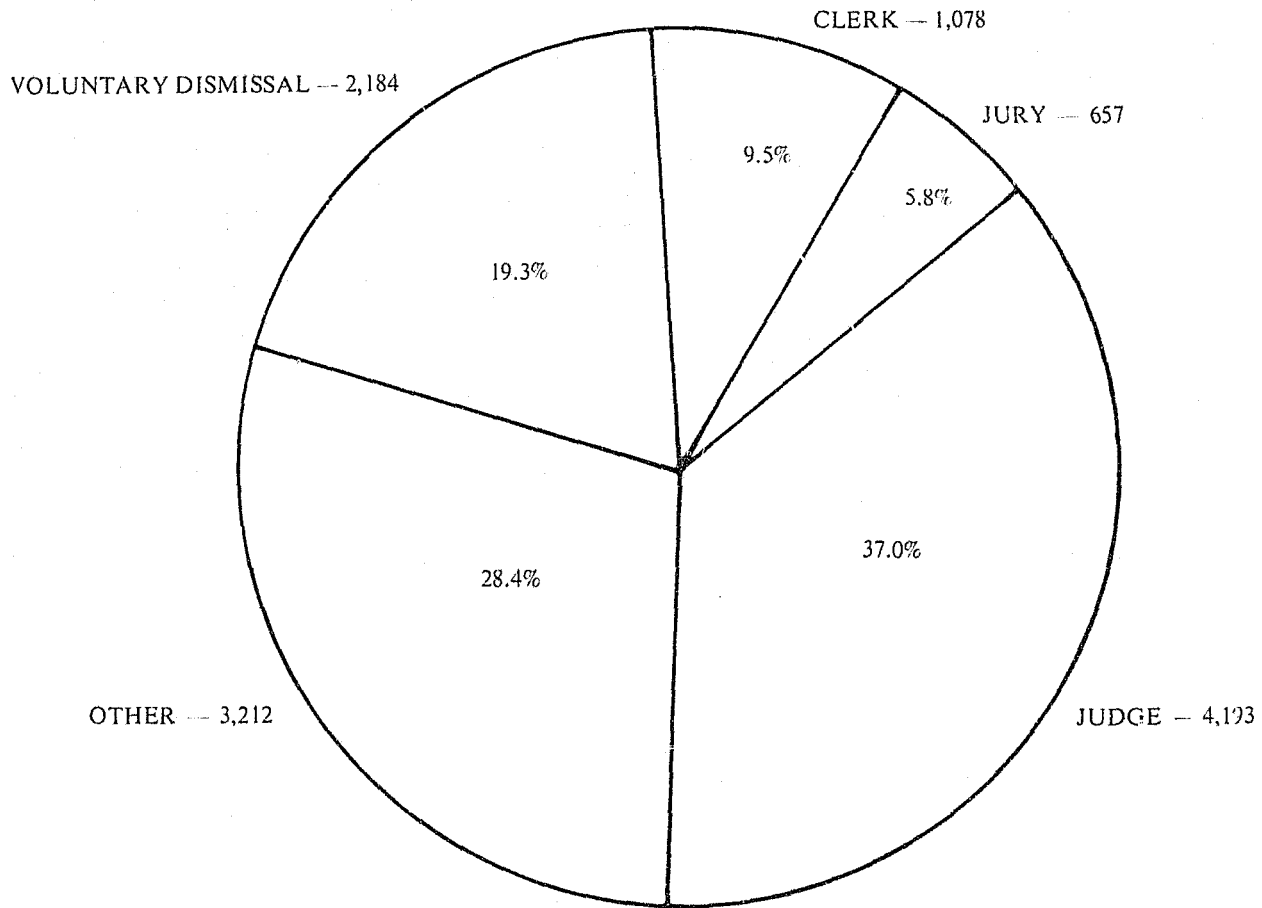
MANNER OF DISPOSITION OF CIVIL CASES IN THE SUPERIOR COURT

July 1, 1978-June 30, 1979

| | Total Disposed | Judge | Jury | Clerk | Voluntary Dismissal* | Other |
|---------------------|-------------------|-------|------|-------|-------------------------|-------|
| <u>District 21</u> | | | | | | |
| Forsyth | 626 | 244 | 18 | 53 | 182 | 129 |
| <u>District 22</u> | | | | | | |
| Alexander | 21 | 9 | 0 | 4 | 6 | 2 |
| Davidson | 126 | 57 | 2 | 14 | 2 | 51 |
| Davie | 29 | 11 | 4 | 1 | 7 | 6 |
| Iredell | 136 | 31 | 5 | 23 | 34 | 43 |
| District Totals | 312 | 108 | 11 | 42 | 49 | 102 |
| <u>District 23</u> | | | | | | |
| Alleghany | 35 | 5 | 7 | 3 | 14 | 6 |
| Ashe | 38 | 18 | 6 | 0 | 0 | 14 |
| Wilkes | 133 | 34 | 15 | 35 | 35 | 14 |
| Yadkin | 36 | 9 | 9 | 2 | 8 | 8 |
| District Totals | 242 | 66 | 37 | 40 | 57 | 42 |
| <u>District 24</u> | | | | | | |
| Avery | 38 | 21 | 2 | 2 | 8 | 5 |
| Madison | 25 | 4 | 6 | 0 | 0 | 15 |
| Mitchell | 37 | 21 | 3 | 0 | 4 | 9 |
| Watauga | 87 | 34 | 2 | 24 | 12 | 15 |
| Yancey | 14 | 2 | 3 | 1 | 1 | 7 |
| District Totals | 201 | 82 | 16 | 27 | 25 | 51 |
| <u>District 25</u> | | | | | | |
| Burke | 124 | 43 | 20 | 9 | 22 | 30 |
| Caldwell | 117 | 29 | 13 | 14 | 32 | 29 |
| Catawba | 222 | 88 | 4 | 27 | 49 | 54 |
| District Totals | 463 | 160 | 37 | 50 | 103 | 113 |
| <u>District 26</u> | | | | | | |
| Mecklenburg | 1,286 | 394 | 83 | 154 | 74 | 581 |
| <u>District 27A</u> | | | | | | |
| Gaston | 339 | 114 | 29 | 27 | 92 | 77 |
| <u>District 27B</u> | | | | | | |
| Cleveland | 92 | 41 | 4 | 12 | 21 | 14 |
| Lincoln | 61 | 19 | 1 | 10 | 18 | 13 |
| District Totals | 153 | 60 | 5 | 22 | 39 | 27 |
| <u>District 28</u> | | | | | | |
| Buncombe | 463 | 202 | 29 | 29 | 78 | 125 |
| <u>District 29</u> | | | | | | |
| Henderson | 91 | 38 | 7 | 12 | 8 | 26 |
| McDowell | 31 | 19 | 2 | 4 | 0 | 6 |
| Polk | 14 | 7 | 0 | 1 | 3 | 3 |
| Rutherford | 54 | 26 | 8 | 3 | 15 | 2 |
| Transylvania | 33 | 11 | 5 | 4 | 7 | 6 |
| District Totals | 223 | 101 | 22 | 24 | 33 | 43 |
| <u>District 30</u> | | | | | | |
| Cherokee | 37 | 15 | 6 | 1 | 0 | 15 |
| Clay | 8 | 1 | 0 | 2 | 1 | 4 |
| Graham | 12 | 7 | 0 | 1 | 2 | 2 |
| Haywood | 87 | 50 | 0 | 6 | 14 | 17 |
| Jackson | 84 | 55 | 11 | 1 | 6 | 11 |
| Macon | 60 | 29 | 1 | 4 | | 20 |
| Swain | 21 | 10 | 2 | 3 | 3 | 3 |
| District Totals | 309 | 167 | 20 | 18 | 32 | 72 |
| STATE TOTALS | 11,324 | 4,193 | 657 | 1,078 | 2,184 | 3,212 |

*The data in this disposition category is for the six-month period from January 1, 1979--June 30, 1979. Before January 1, 1979, data on this type of disposition was not available.

METHODS OF DISPOSITION OF SUPERIOR COURT CIVIL CASES
1978-79



The largest section of this pie chart belongs to Judge; 37% of Civil Superior cases were disposed of by a judge this year, as opposed to 5.8% by jury, 9.5% by clerk, 19.3% by voluntary dismissal, and 28.4% by some method other than those mentioned.

Ages of Civil Cases in the Superior Courts

Ages of Cases Pending 6/30/79 and Ages of Cases Disposed During Fiscal Year 1978-79

| | Total Pending | Mean Age | Median Age | Ages of Pending Cases (Days) | | | | | Total Disposed | Mean Age | Median Age | Ages of Cases at Disposition (Days) | | | | |
|-------------------|---------------|----------|------------|------------------------------|--------|---------|---------|-------|----------------|----------|------------|-------------------------------------|----------|-----------|-----------|---------|
| | | | | 0-90 | 91-180 | 181-365 | 366-730 | > 730 | | | | % 0-90 | % 91-180 | % 181-365 | % 366-730 | % > 730 |
| <u>District 1</u> | | | | | | | | | | | | | | | | |
| Camden | 11 | 276.8 | 186.2 | 4 | 0 | 5 | 0 | ? | 6 | 486.3 | 64.0 | 50.0 | 16.6 | 0.0 | 16.7 | 16.7 |
| Chowan | 36 | 710.4 | 282.5 | 7 | 7 | 5 | 6 | 11 | 23 | 362.0 | 334.0 | 21.8 | 8.7 | 26.1 | 39.1 | 4.3 |
| Currituck | 40 | 334.0 | 183.5 | 3 | 10 | 5 | 13 | 3 | 23 | 374.7 | 140.0 | 39.2 | 17.4 | 30.4 | 4.3 | 8.7 |
| Dare | 98 | 589.0 | 430.5 | 13 | 10 | 13 | 29 | 33 | 56 | 545.7 | 307.5 | 14.2 | 16.1 | 21.4 | 17.9 | 30.4 |
| Gates | 12 | 318.9 | 118.5 | 3 | 4 | 0 | 3 | 2 | 12 | 416.2 | 155.0 | 41.7 | 8.3 | 8.3 | 16.7 | 25.0 |
| Pasquotank | 44 | 219.6 | 134.5 | 17 | 9 | 12 | 4 | 2 | 49 | 435.9 | 252.6 | 20.4 | 14.3 | 22.4 | 20.4 | 22.5 |
| Perquimans | 22 | 290.1 | 156.0 | 4 | 8 | 6 | 2 | 2 | 14 | 243.8 | 51.5 | 64.4 | 7.1 | 7.1 | 7.1 | 14.3 |
| District Totals | 263 | 454.6 | 260.0 | 57 | 48 | 46 | 57 | 55 | 183 | 438.2 | 251.6 | 26.6 | 13.7 | 20.8 | 18.6 | 20.3 |
| <u>District 2</u> | | | | | | | | | | | | | | | | |
| Beaufort | 91 | 849.1 | 463.0 | 14 | 10 | 16 | 23 | 28 | 71 | 1,135.3 | 787.0 | 19.7 | 2.8 | 11.3 | 14.1 | 52.1 |
| Hyde | 16 | 308.4 | 233.0 | 3 | 4 | 5 | 2 | 2 | 8 | 400.1 | 297.5 | 12.5 | 12.5 | 25.0 | 37.5 | 12.5 |
| Martin | 37 | 424.9 | 226.5 | 7 | 9 | 5 | 9 | 7 | 33 | 292.9 | 227.0 | 27.3 | 21.2 | 24.2 | 21.2 | 6.1 |
| Tyrrell | 10 | 629.1 | 733.0 | 1 | 0 | 1 | 2 | 6 | 2 | 260.5 | 260.5 | 0.0 | 50.0 | 50.0 | 0.0 | 0.0 |
| Washington | 39 | 643.2 | 393.0 | 9 | 7 | 3 | 8 | 12 | 13 | 391.9 | 237.0 | 23.0 | 15.4 | 30.8 | 7.7 | 23.1 |
| District Totals | 193 | 669.9 | 374.7 | 34 | 30 | 30 | 44 | 55 | 127 | 780.2 | 367.0 | 21.4 | 10.2 | 18.1 | 16.5 | 33.8 |
| <u>District 3</u> | | | | | | | | | | | | | | | | |
| Carteret | 179 | 518.5 | 453.0 | 29 | 31 | 16 | 61 | 42 | 73 | 429.1 | 289.0 | 19.2 | 9.6 | 32.9 | 15.1 | 23.2 |
| Craven | 216 | 437.6 | 333.5 | 45 | 31 | 37 | 61 | 42 | 109 | 396.2 | 306.0 | 27.5 | 12.8 | 20.2 | 14.7 | 24.8 |
| Pamlico | 29 | 373.8 | 151.0 | 8 | 9 | 4 | 3 | 5 | 21 | 688.1 | 385.0 | 14.4 | 19.0 | 9.5 | 28.6 | 28.5 |
| Pitt | 185 | 511.8 | 347.2 | 24 | 26 | 45 | 42 | 48 | 125 | 396.3 | 247.0 | 28.0 | 11.2 | 24.8 | 20.0 | 16.0 |
| District Totals | 609 | 480.9 | 360.2 | 106 | 97 | 102 | 167 | 137 | 328 | 422.3 | 277.5 | 25.0 | 11.9 | 24.1 | 17.7 | 21.3 |
| <u>District 4</u> | | | | | | | | | | | | | | | | |
| Duplin | 77 | 577.0 | 304.0 | 14 | 15 | 13 | 16 | 19 | 32 | 513.5 | 259.5 | 40.5 | 3.1 | 12.5 | 18.8 | 25.1 |
| Jones | 24 | 552.8 | 552.5 | 4 | 2 | 3 | / | 8 | 19 | 295.0 | 211.0 | 42.0 | 5.3 | 21.1 | 15.8 | 15.8 |
| Onslow | 167 | 433.5 | 228.2 | 39 | 28 | 41 | 32 | 27 | 112 | 472.2 | 276.5 | 26.8 | 8.9 | 22.3 | 22.3 | 19.7 |
| Sampson | 72 | 357.6 | 225.0 | 14 | 16 | 16 | 20 | 6 | 114 | 379.0 | 267.5 | 29.8 | 13.2 | 20.2 | 21.9 | 14.9 |
| District Totals | 340 | 458.3 | 250.5 | 71 | 61 | 73 | 75 | 60 | 277 | 426.4 | 276.0 | 30.8 | 9.7 | 20.2 | 21.3 | 18.0 |
| <u>District 5</u> | | | | | | | | | | | | | | | | |
| New Hanover | 239 | 384.6 | 327.0 | 46 | 25 | 60 | 79 | 29 | 166 | 426.5 | 312.5 | 20.5 | 12.7 | 22.9 | 28.3 | 15.6 |
| Pender | 63 | 649.4 | 611.0 | 7 | 2 | 5 | 35 | 14 | 9 | 365.4 | 347.0 | 33.4 | 0.0 | 33.3 | 22.2 | 11.1 |
| District Totals | 302 | 439.9 | 365.3 | 53 | 27 | 65 | 114 | 43 | 175 | 423.3 | 314.0 | 21.2 | 12.0 | 23.4 | 28.0 | 15.4 |
| <u>District 6</u> | | | | | | | | | | | | | | | | |
| Bertie | 63 | 933.2 | 408.0 | 10 | 6 | 12 | 13 | 22 | 14 | 567.4 | 137.0 | 43.0 | 7.1 | 7.1 | 28.6 | 14.2 |
| Halifax | 107 | 818.0 | 403.0 | 13 | 8 | 27 | 22 | 37 | 40 | 281.0 | 203.5 | 35.0 | 7.5 | 35.0 | 15.0 | 7.5 |
| Hertford | 71 | 382.8 | 285.0 | 24 | 8 | 8 | 21 | 10 | 39 | 465.6 | 322.0 | 30.8 | 7.7 | 17.9 | 28.2 | 15.4 |
| Northampton | 40 | 493.1 | 256.5 | 3 | 4 | 16 | 8 | 9 | 20 | 555.0 | 382.0 | 10.0 | 0.0 | 35.0 | 30.0 | 25.0 |
| District Totals | 281 | 687.6 | 376.0 | 50 | 26 | 63 | 64 | 78 | 113 | 428.7 | 242.0 | 30.1 | 6.2 | 25.7 | 23.9 | 14.1 |

Ages of Civil Cases in the Superior Courts

Ages of Cases Pending 6/30/79 and Ages of Cases Disposed During Fiscal Year 1978-79

| | Total Pending | Mean Age | Median Age | Ages of Pending Cases (Days) | | | | | Total Disposed | Mean Age | Median Age | Ages of Cases at Disposition (Days) | | | | |
|--------------------|---------------|----------|------------|------------------------------|--------|---------|---------|-------|----------------|----------|------------|-------------------------------------|----------|-----------|-----------|---------|
| | | | | 0-90 | 91-180 | 181-365 | 366-730 | > 730 | | | | % 0-90 | % 91-180 | % 181-365 | % 366-730 | % > 730 |
| <u>District 7</u> | | | | | | | | | | | | | | | | |
| Edgecombe | 116 | 432.8 | 274.5 | 20 | 12 | 42 | 17 | 25 | 79 | 705.6 | 369.0 | 12.6 | 12.7 | 24.1 | 10.1 | 40.5 |
| Nash | 183 | 517.2 | 330.6 | 32 | 25 | 42 | 39 | 45 | 118 | 577.8 | 341.5 | 16.1 | 9.3 | 27.1 | 22.9 | 24.6 |
| Wilson | 164 | 579.5 | 318.5 | 32 | 20 | 37 | 29 | 46 | 158 | 943.3 | 790.5 | 14.5 | 5.1 | 9.5 | 18.4 | 52.5 |
| District Totals | 463 | 518.1 | 309.7 | 84 | 57 | 121 | 85 | 116 | 355 | 768.9 | 477.2 | 14.6 | 8.2 | 18.6 | 18.0 | 40.6 |
| <u>District 8</u> | | | | | | | | | | | | | | | | |
| Greene | 19 | 594.8 | 418.0 | 3 | 1 | 3 | 8 | 4 | 10 | 354.4 | 350.0 | 20.0 | 0.0 | 30.0 | 40.0 | 10.0 |
| Lenoir | 147 | 428.1 | 313.2 | 19 | 21 | 43 | 43 | 21 | 180 | 953.5 | 503.5 | 14.4 | 10.6 | 15.0 | 14.4 | 45.6 |
| Wayne | 233 | 658.7 | 500.7 | 33 | 28 | 35 | 57 | 80 | 209 | 829.1 | 660.0 | 16.9 | 10.5 | 10.5 | 15.3 | 46.8 |
| District Totals | 399 | 570.7 | 435.0 | 55 | 50 | 81 | 108 | 105 | 399 | 873.3 | 533.0 | 15.8 | 10.3 | 13.0 | 15.5 | 45.4 |
| <u>District 9</u> | | | | | | | | | | | | | | | | |
| Franklin | 78 | 715.6 | 571.5 | 11 | 5 | 13 | 18 | 31 | 56 | 441.6 | 232.5 | 25.0 | 17.9 | 19.6 | 12.5 | 25.0 |
| Granville | 41 | 371.2 | 246.0 | 4 | 12 | 7 | 11 | 7 | 39 | 1,048.0 | 333.0 | 15.5 | 17.9 | 17.9 | 7.7 | 41.0 |
| Person | 66 | 416.7 | 290.5 | 7 | 16 | 19 | 12 | 12 | 26 | 295.1 | 126.0 | 38.4 | 15.4 | 15.4 | 23.1 | 7.7 |
| Vance | 107 | 449.6 | 263.0 | 23 | 18 | 23 | 15 | 28 | 90 | 1,637.5 | 1,697.5 | 8.9 | 8.9 | 10.0 | 11.1 | 61.1 |
| Warren | 56 | 1,943.5 | 1,440.5 | 5 | 4 | 12 | 2 | 33 | 26 | 1,255.2 | 772.0 | 11.6 | 3.8 | 7.7 | 19.2 | 57.7 |
| District Totals | 348 | 734.1 | 357.7 | 50 | 55 | 74 | 58 | 111 | 237 | 1,068.7 | 582.0 | 17.3 | 12.7 | 13.9 | 13.1 | 43.0 |
| <u>District 10</u> | | | | | | | | | | | | | | | | |
| Wake | 999 | 325.0 | 235.7 | 222 | 176 | 252 | 247 | 102 | 1,264 | 579.1 | 501.5 | 18.0 | 11.3 | 13.8 | 22.9 | 34.0 |
| <u>District 11</u> | | | | | | | | | | | | | | | | |
| Harnett | 124 | 497.6 | 429.5 | 23 | 13 | 18 | 34 | 36 | 97 | 634.7 | 444.0 | 12.4 | 11.3 | 17.5 | 18.6 | 40.2 |
| Johnston | 200 | 616.0 | 465.0 | 33 | 13 | 29 | 60 | 65 | 61 | 360.3 | 287.0 | 18.1 | 13.1 | 27.9 | 31.1 | 9.8 |
| Lee | 84 | 551.6 | 367.0 | 11 | 16 | 13 | 25 | 19 | 82 | 376.2 | 170.5 | 30.5 | 23.2 | 18.3 | 13.4 | 14.6 |
| District Totals | 408 | 566.7 | 436.5 | 67 | 42 | 60 | 119 | 120 | 240 | 476.6 | 284.5 | 20.0 | 15.8 | 20.4 | 20.0 | 23.8 |
| <u>District 12</u> | | | | | | | | | | | | | | | | |
| Cumberland | 405 | 375.5 | 290.2 | 72 | 67 | 87 | 125 | 54 | 310 | 437.4 | 307.5 | 21.0 | 11.0 | 21.9 | 28.1 | 18.0 |
| Hoke | 12 | 531.0 | 539.5 | 3 | 0 | 1 | 5 | 3 | 11 | 381.4 | 300.3 | 0.0 | 0.0 | 63.6 | 27.3 | 9.1 |
| District Totals | 417 | 380.0 | 301.7 | 75 | 67 | 88 | 130 | 57 | 321 | 435.5 | 307.0 | 20.3 | 10.6 | 23.4 | 28.0 | 17.7 |
| <u>District 13</u> | | | | | | | | | | | | | | | | |
| Bladen | 37 | 506.5 | 549.6 | 3 | 4 | 7 | 16 | 7 | 24 | 459.3 | 358.5 | 0.0 | 16.7 | 33.3 | 29.2 | 20.8 |
| Brunswick | 109 | 742.6 | 641.0 | 13 | 10 | 18 | 23 | 45 | 83 | 993.3 | 814.0 | 12.1 | 3.6 | 8.4 | 20.5 | 55.4 |
| Columbus | 158 | 571.9 | 382.0 | 29 | 21 | 24 | 37 | 47 | 111 | 1,002.3 | 855.0 | 13.6 | 8.1 | 7.2 | 18.0 | 53.1 |
| District Totals | 304 | 625.1 | 444.5 | 45 | 35 | 49 | 76 | 99 | 218 | 939.1 | 738.5 | 11.5 | 7.3 | 10.6 | 20.2 | 50.4 |

Ages of Civil Cases in the Superior Courts

Ages of Cases Pending 6/30/79 and Ages of Cases Disposed During Fiscal Year 1978-79

| | Total Pending | Mean Age | Median Age | Ages of Pending Cases (Days) | | | | | Total Disposed | Mean Age | Median Age | Ages of Cases at Disposition (Days) | | | | |
|---------------------|---------------|----------|------------|------------------------------|--------|---------|---------|-------|----------------|----------|------------|-------------------------------------|--------|---------|---------|-------|
| | | | | 0-90 | 91-180 | 181-365 | 366-730 | > 730 | | | | 0-90 | 91-180 | 181-365 | 366-730 | > 730 |
| <u>District 14</u> | | | | | | | | | | | | | | | | |
| Durham | 745 | 669.5 | 557.2 | 89 | 56 | 132 | 159 | 309 | 517 | 794.7 | 785.0 | 11.4 | 7.2 | 9.3 | 19.0 | 53.1 |
| <u>District 15A</u> | | | | | | | | | | | | | | | | |
| Alamance | 174 | 376.1 | 199.5 | 44 | 37 | 41 | 27 | 25 | 124 | 527.1 | 213.5 | 30.7 | 12.1 | 28.2 | 16.1 | 12.9 |
| <u>District 15B</u> | | | | | | | | | | | | | | | | |
| Chatham | 66 | 434.4 | 327.0 | 10 | 8 | 18 | 17 | 13 | 51 | 538.9 | 339.0 | 15.7 | 9.8 | 29.4 | 21.6 | 23.5 |
| Orange | 118 | 271.7 | 166.5 | 33 | 28 | 29 | 21 | 7 | 143 | 521.3 | 385.2 | 18.8 | 8.4 | 20.3 | 27.3 | 25.2 |
| District Totals | 184 | 330.0 | 228.5 | 43 | 36 | 47 | 38 | 20 | 194 | 525.9 | 377.5 | 17.9 | 8.8 | 22.7 | 25.8 | 24.8 |
| <u>District 16</u> | | | | | | | | | | | | | | | | |
| Robeson | 91 | 393.4 | 305.0 | 18 | 18 | 19 | 23 | 13 | 71 | 432.1 | 282.0 | 19.8 | 16.9 | 21.1 | 22.5 | 19.7 |
| Scotland | 30 | 489.1 | 338.5 | 8 | 3 | 8 | 4 | 7 | 18 | 283.1 | 147.5 | 27.7 | 27.8 | 27.8 | 5.6 | 11.1 |
| District Totals | 121 | 417.1 | 327.0 | 26 | 21 | 27 | 27 | 20 | 89 | 402.0 | 253.0 | 21.4 | 19.1 | 22.5 | 19.1 | 17.9 |
| <u>District 17</u> | | | | | | | | | | | | | | | | |
| Caswell | 16 | 271.0 | 202.5 | 5 | 2 | 6 | 1 | 2 | 15 | 564.0 | 597.0 | 13.3 | 0.0 | 26.7 | 20.0 | 40.0 |
| Rockingham | 140 | 335.5 | 247.5 | 24 | 29 | 44 | 28 | 15 | 121 | 350.4 | 284.0 | 19.0 | 16.5 | 22.3 | 29.8 | 12.4 |
| Stokes | 35 | 289.8 | 206.0 | 10 | 6 | 9 | 8 | 2 | 25 | 468.9 | 388.0 | 8.0 | 4.0 | 24.0 | 44.0 | 20.0 |
| Surry | 142 | 338.2 | 249.5 | 26 | 26 | 34 | 50 | 6 | 89 | 390.1 | 387.8 | 28.2 | 5.6 | 11.2 | 44.9 | 10.1 |
| District Totals | 333 | 328.7 | 247.0 | 65 | 63 | 93 | 87 | 25 | 250 | 389.2 | 360.5 | 20.8 | 10.4 | 18.8 | 36.0 | 14.0 |
| <u>District 18</u> | | | | | | | | | | | | | | | | |
| Guilford | 886 | 567.5 | 345.1 | 171 | 109 | 176 | 176 | 254 | 543 | 431.2 | 286.0 | 24.9 | 12.5 | 20.4 | 25.4 | 16.8 |
| Greensboro | 290 | 876.9 | 571.5 | 29 | 33 | 40 | 69 | 119 | 156 | 385.1 | 200.5 | 23.2 | 23.1 | 19.2 | 17.9 | 16.6 |
| High Point | 290 | 876.9 | 571.5 | 29 | 33 | 40 | 69 | 119 | 156 | 385.1 | 200.5 | 23.2 | 23.1 | 19.2 | 17.9 | 16.6 |
| District Totals | 1,176 | 643.8 | 393.1 | 200 | 142 | 216 | 245 | 373 | 699 | 421.0 | 265.0 | 24.5 | 14.9 | 20.2 | 23.7 | 16.7 |
| <u>District 19A</u> | | | | | | | | | | | | | | | | |
| Cabarrus | 198 | 608.4 | 555.0 | 30 | 18 | 23 | 67 | 60 | 101 | 635.7 | 615.0 | 15.8 | 8.9 | 14.9 | 17.8 | 42.6 |
| Rowan | 138 | 428.3 | 341.5 | 22 | 19 | 31 | 39 | 27 | 118 | 298.8 | 257.5 | 27.1 | 8.5 | 30.5 | 24.6 | 9.3 |
| District Totals | 336 | 534.4 | 437.1 | 52 | 37 | 54 | 106 | 87 | 219 | 454.2 | 338.0 | 21.8 | 8.7 | 23.3 | 21.5 | 24.7 |
| <u>District 19B</u> | | | | | | | | | | | | | | | | |
| Montgomery | 38 | 346.3 | 360.5 | 12 | 2 | 5 | 17 | 2 | 11 | 471.3 | 410.5 | 0.0 | 18.1 | 27.3 | 36.4 | 18.2 |
| Randolph | 153 | 332.9 | 264.1 | 22 | 14 | 65 | 39 | 13 | 117 | 442.5 | 379.0 | 18.0 | 14.5 | 14.5 | 38.5 | 14.5 |
| District Totals | 191 | 335.6 | 264.2 | 34 | 16 | 70 | 56 | 15 | 128 | 445.0 | 379.5 | 16.4 | 14.8 | 15.6 | 38.3 | 14.9 |

CONTINUED

1 OF 3

Ages of Civil Cases in the Superior Courts

Ages of Cases Pending 6/30/79 and Ages of Cases Disposed During Fiscal Year 1978-79

| | Total Pending | Mean Age | Median Age | Ages of Pending Cases (Days) | | | | | Total Disposed | Mean Age | Median Age | Ages of Cases at Disposition (Days) | | | | |
|--------------------|---------------|----------|------------|------------------------------|--------|---------|---------|-------|----------------|----------|------------|-------------------------------------|----------|-----------|-----------|---------|
| | | | | 0-90 | 91-180 | 181-365 | 366-730 | > 730 | | | | % 0-90 | % 91-180 | % 181-365 | % 366-730 | % > 730 |
| <u>District 7</u> | | | | | | | | | | | | | | | | |
| Edgecombe | 116 | 432.8 | 274.5 | 20 | 12 | 42 | 17 | 25 | 79 | 705.6 | 369.0 | 12.6 | 12.7 | 24.1 | 10.1 | 40.5 |
| Nash | 183 | 517.2 | 330.6 | 32 | 25 | 42 | 39 | 45 | 118 | 577.8 | 341.5 | 16.1 | 9.3 | 27.1 | 22.9 | 24.6 |
| Wilson | 164 | 579.5 | 318.5 | 32 | 20 | 37 | 29 | 46 | 158 | 943.3 | 790.5 | 14.5 | 5.1 | 9.5 | 18.4 | 52.5 |
| District Totals | 463 | 518.1 | 309.7 | 84 | 57 | 121 | 85 | 116 | 355 | 768.9 | 477.2 | 14.6 | 8.2 | 18.6 | 18.0 | 40.6 |
| <u>District 8</u> | | | | | | | | | | | | | | | | |
| Greene | 19 | 594.8 | 418.0 | 3 | 1 | 3 | 8 | 4 | 10 | 354.4 | 350.0 | 20.0 | 0.0 | 30.0 | 40.0 | 10.0 |
| Lenoir | 147 | 428.1 | 313.2 | 19 | 21 | 43 | 43 | 21 | 180 | 953.5 | 503.5 | 14.4 | 10.6 | 15.0 | 14.4 | 45.6 |
| Wayne | 233 | 658.7 | 500.7 | 33 | 28 | 35 | 57 | 80 | 209 | 829.1 | 660.0 | 16.9 | 10.5 | 10.5 | 15.3 | 46.8 |
| District Totals | 399 | 570.7 | 435.0 | 55 | 50 | 81 | 108 | 105 | 399 | 873.3 | 533.0 | 15.8 | 10.3 | 13.0 | 15.5 | 45.4 |
| <u>District 9</u> | | | | | | | | | | | | | | | | |
| Franklin | 78 | 715.6 | 571.5 | 11 | 5 | 13 | 18 | 31 | 56 | 441.6 | 232.5 | 25.0 | 17.9 | 19.6 | 12.5 | 25.0 |
| Granville | 41 | 371.2 | 246.0 | 4 | 12 | 7 | 11 | 7 | 39 | 1,048.0 | 333.0 | 15.5 | 17.9 | 17.9 | 7.7 | 41.0 |
| Person | 66 | 416.7 | 290.5 | 7 | 16 | 19 | 32 | 12 | 26 | 295.1 | 126.0 | 38.4 | 15.4 | 15.4 | 23.1 | 7.7 |
| Vance | 107 | 449.6 | 263.0 | 23 | 18 | 23 | 15 | 28 | 90 | 1,637.5 | 1,697.5 | 8.9 | 8.9 | 10.0 | 11.1 | 61.1 |
| Warren | 56 | 1,943.5 | 1,440.5 | 5 | 4 | 12 | 2 | 33 | 26 | 1,255.2 | 772.0 | 11.6 | 3.8 | 7.7 | 19.2 | 57.7 |
| District Totals | 348 | 734.1 | 357.7 | 50 | 55 | 74 | 58 | 111 | 237 | 1,068.7 | 582.0 | 17.3 | 12.7 | 13.9 | 13.1 | 43.0 |
| <u>District 10</u> | | | | | | | | | | | | | | | | |
| Wake | 999 | 325.0 | 235.7 | 222 | 176 | 252 | 247 | 102 | 1,264 | 579.1 | 501.5 | 18.0 | 11.3 | 13.8 | 22.9 | 34.0 |
| <u>District 11</u> | | | | | | | | | | | | | | | | |
| Harnett | 124 | 497.6 | 429.5 | 23 | 13 | 18 | 34 | 36 | 97 | 634.7 | 444.0 | 12.4 | 11.3 | 17.5 | 18.6 | 40.2 |
| Johnston | 200 | 616.0 | 465.0 | 33 | 13 | 29 | 60 | 65 | 61 | 360.3 | 287.0 | 18.1 | 13.1 | 27.9 | 31.1 | 9.8 |
| Lee | 84 | 551.6 | 367.0 | 11 | 16 | 13 | 25 | 19 | 82 | 376.2 | 170.5 | 30.5 | 23.2 | 18.3 | 13.4 | 14.6 |
| District Totals | 408 | 566.7 | 436.5 | 67 | 42 | 60 | 119 | 120 | 240 | 476.6 | 284.5 | 20.0 | 15.8 | 20.4 | 20.0 | 23.8 |
| <u>District 12</u> | | | | | | | | | | | | | | | | |
| Cumberland | 405 | 375.5 | 290.2 | 72 | 67 | 87 | 125 | 54 | 310 | 437.4 | 307.5 | 21.0 | 11.0 | 21.9 | 28.1 | 18.0 |
| Hoke | 12 | 531.0 | 539.5 | 3 | 0 | 1 | 5 | 3 | 11 | 381.4 | 300.3 | 0.0 | 0.0 | 63.6 | 27.3 | 9.1 |
| District Totals | 417 | 380.0 | 301.7 | 75 | 67 | 88 | 130 | 57 | 321 | 435.5 | 307.0 | 20.3 | 10.6 | 23.4 | 28.0 | 17.7 |
| <u>District 13</u> | | | | | | | | | | | | | | | | |
| Bladen | 37 | 506.5 | 549.6 | 3 | 4 | 7 | 16 | 7 | 24 | 459.3 | 358.5 | 0.0 | 16.7 | 33.3 | 29.2 | 20.8 |
| Brunswick | 109 | 742.6 | 641.0 | 13 | 10 | 18 | 23 | 45 | 83 | 993.3 | 814.0 | 12.1 | 3.6 | 8.4 | 20.5 | 55.4 |
| Columbus | 158 | 571.9 | 382.0 | 29 | 21 | 24 | 37 | 47 | 111 | 1,002.3 | 855.0 | 13.6 | 8.1 | 7.2 | 18.0 | 53.1 |
| District Totals | 304 | 625.1 | 444.5 | 45 | 35 | 49 | 76 | 99 | 218 | 939.1 | 738.5 | 11.5 | 7.3 | 10.6 | 20.2 | 50.4 |

Ages of Civil Cases in the Superior Courts

Ages of Cases Pending 6/30/79 and Ages of Cases Disposed During Fiscal Year 1978-79

| | Ages of Pending Cases (Days) | | | | | | | | Ages of Cases at Disposition (Days) | | | | | | | |
|---------------------|------------------------------|----------|------------|------|--------|---------|---------|-------|-------------------------------------|----------|------------|--------|----------|-----------|-----------|---------|
| | Total Pending | Mean Age | Median Age | 0-90 | 91-180 | 181-365 | 366-730 | > 730 | Total Disposed | Mean Age | Median Age | % 0-90 | % 91-180 | % 181-365 | % 366-730 | % > 730 |
| <u>District 14</u> | | | | | | | | | | | | | | | | |
| Durham | 745 | 669.5 | 557.2 | 89 | 56 | 132 | 159 | 309 | 517 | 794.7 | 785.0 | 11.4 | 7.2 | 9.3 | 19.0 | 53.1 |
| <u>District 15A</u> | | | | | | | | | | | | | | | | |
| Alamance | 174 | 376.1 | 199.5 | 44 | 37 | 41 | 27 | 25 | 124 | 527.1 | 213.5 | 30.7 | 12.1 | 28.2 | 16.1 | 12.9 |
| <u>District 15B</u> | | | | | | | | | | | | | | | | |
| Chatham | 66 | 434.4 | 327.0 | 10 | 8 | 18 | 17 | 13 | 51 | 538.9 | 339.0 | 15.7 | 9.8 | 29.4 | 21.6 | 23.5 |
| Orange | 118 | 271.7 | 166.5 | 33 | 28 | 29 | 21 | 7 | 143 | 521.3 | 385.2 | 18.8 | 8.4 | 20.3 | 27.3 | 25.2 |
| District Totals | 184 | 330.0 | 228.5 | 43 | 36 | 47 | 38 | 20 | 194 | 525.9 | 377.5 | 17.9 | 8.8 | 22.7 | 25.8 | 24.8 |
| <u>District 16</u> | | | | | | | | | | | | | | | | |
| Robeson | 91 | 393.4 | 305.0 | 18 | 18 | 19 | 23 | 13 | 71 | 432.1 | 282.0 | 19.8 | 16.9 | 21.1 | 22.5 | 19.7 |
| Scotland | 30 | 489.1 | 338.5 | 8 | 3 | 8 | 4 | 7 | 18 | 283.1 | 147.5 | 27.7 | 27.8 | 27.8 | 5.6 | 11.1 |
| District Totals | 121 | 417.1 | 327.0 | 26 | 21 | 27 | 27 | 20 | 89 | 402.0 | 253.0 | 21.4 | 19.1 | 22.5 | 19.1 | 17.9 |
| <u>District 17</u> | | | | | | | | | | | | | | | | |
| Caswell | 16 | 271.0 | 202.5 | 5 | 2 | 6 | 1 | 2 | 15 | 564.0 | 597.0 | 13.3 | 0.0 | 26.7 | 20.0 | 40.0 |
| Rockingham | 140 | 335.5 | 247.5 | 24 | 29 | 44 | 28 | 15 | 121 | 350.4 | 284.0 | 19.0 | 16.5 | 22.3 | 29.8 | 12.4 |
| Stokes | 35 | 289.8 | 206.0 | 10 | 6 | 9 | 8 | 2 | 25 | 468.9 | 388.0 | 8.0 | 4.0 | 24.0 | 44.0 | 20.0 |
| Surry | 142 | 338.2 | 249.5 | 26 | 26 | 34 | 50 | 6 | 89 | 390.1 | 387.8 | 28.2 | 5.6 | 11.2 | 44.9 | 10.1 |
| District Totals | 333 | 328.7 | 247.0 | 65 | 63 | 93 | 87 | 25 | 250 | 389.2 | 360.5 | 20.8 | 10.4 | 18.8 | 36.0 | 14.0 |
| <u>District 18</u> | | | | | | | | | | | | | | | | |
| Guilford | 886 | 567.5 | 345.1 | 171 | 109 | 176 | 176 | 254 | 543 | 431.2 | 286.0 | 24.9 | 12.5 | 20.4 | 25.4 | 16.8 |
| Greensboro | 290 | 876.9 | 571.5 | 29 | 33 | 40 | 69 | 119 | 156 | 385.1 | 200.5 | 23.2 | 23.1 | 19.2 | 17.9 | 16.6 |
| High Point | 290 | 876.9 | 571.5 | 29 | 33 | 40 | 69 | 119 | 156 | 385.1 | 200.5 | 23.2 | 23.1 | 19.2 | 17.9 | 16.6 |
| District Totals | 1,176 | 643.8 | 393.1 | 200 | 142 | 216 | 245 | 373 | 699 | 421.0 | 265.0 | 24.5 | 14.9 | 20.2 | 23.7 | 16.7 |
| <u>District 19A</u> | | | | | | | | | | | | | | | | |
| Cabarrus | 198 | 608.4 | 555.0 | 30 | 18 | 23 | 67 | 60 | 101 | 635.7 | 615.0 | 15.8 | 8.9 | 14.9 | 17.8 | 42.6 |
| Rowan | 138 | 428.3 | 341.5 | 22 | 19 | 31 | 39 | 27 | 118 | 298.8 | 257.5 | 27.1 | 8.5 | 30.5 | 24.6 | 9.3 |
| District Totals | 336 | 534.4 | 437.1 | 52 | 37 | 54 | 106 | 87 | 219 | 454.2 | 338.0 | 21.8 | 8.7 | 23.3 | 21.5 | 24.7 |
| <u>District 19B</u> | | | | | | | | | | | | | | | | |
| Montgomery | 38 | 346.3 | 300.5 | 12 | 2 | 5 | 17 | 2 | 11 | 471.3 | 410.0 | 0.0 | 18.1 | 27.3 | 36.4 | 18.2 |
| Randolph | 153 | 332.9 | 264.1 | 22 | 14 | 65 | 39 | 13 | 117 | 442.5 | 379.0 | 18.0 | 14.5 | 14.5 | 38.5 | 14.5 |
| District Totals | 191 | 335.6 | 264.2 | 34 | 16 | 70 | 56 | 15 | 128 | 445.0 | 379.5 | 16.4 | 14.8 | 15.6 | 38.3 | 14.9 |

Ages of Civil Cases in the Superior Courts

Ages of Cases Pending 6/30/79 and Ages of Cases Disposed During Fiscal Year 1978-79

| | Ages of Pending Cases (Days) | | | | | Ages of Cases at Disposition (Days) | | | | | | | | | | |
|--------------------|------------------------------|----------|------------|------|--------|-------------------------------------|---------|-------|----------------|----------|------------|--------|----------|-----------|-----------|---------|
| | Total Pending | Mean Age | Median Age | 0-90 | 91-180 | 181-365 | 366-730 | > 730 | Total Disposed | Mean Age | Median Age | % 0-90 | % 91-180 | % 181-365 | % 366-730 | % > 730 |
| <u>District 20</u> | | | | | | | | | | | | | | | | |
| Anson | 91 | 671.1 | 638.0 | 7 | 7 | 15 | 22 | 40 | 39 | 506.6 | 445.0 | 15.4 | 7.7 | 7.7 | 43.6 | 25.6 |
| Moore | 132 | 332.6 | 250.0 | 25 | 22 | 36 | 36 | 13 | 54 | 506.7 | 285.5 | 18.4 | 20.4 | 14.8 | 27.8 | 18.6 |
| Richmond | 100 | 475.4 | 346.5 | 14 | 16 | 23 | 18 | 29 | 44 | 437.5 | 298.5 | 15.9 | 9.1 | 27.3 | 25.0 | 22.7 |
| Stanly | 70 | 573.6 | 428.5 | 6 | 6 | 15 | 25 | 18 | 48 | 393.2 | 272.5 | 18.7 | 16.7 | 22.9 | 27.1 | 14.6 |
| Union | 154 | 425.7 | 290.5 | 23 | 25 | 41 | 42 | 23 | 65 | 402.8 | 274.0 | 21.5 | 13.8 | 20.0 | 26.2 | 18.5 |
| District Totals | 547 | 472.1 | 348.1 | 75 | 76 | 130 | 143 | 123 | 250 | 445.7 | 339.5 | 18.4 | 14.0 | 18.8 | 29.2 | 19.6 |
| <u>District 21</u> | | | | | | | | | | | | | | | | |
| Forsyth | 774 | 428.7 | 304.8 | 154 | 109 | 168 | 193 | 150 | 626 | 693.9 | 501.5 | 20.2 | 8.8 | 12.1 | 25.7 | 33.2 |
| <u>District 22</u> | | | | | | | | | | | | | | | | |
| Alexander | 18 | 237.6 | 214.5 | 4 | 3 | 8 | 3 | 0 | 21 | 380.0 | 315.0 | 4.7 | 14.3 | 52.4 | 19.0 | 9.6 |
| Davidson | 179 | 451.6 | 294.7 | 42 | 28 | 28 | 47 | 34 | 126 | 310.4 | 252.5 | 29.4 | 13.5 | 23.8 | 25.4 | 7.9 |
| Davie | 20 | 224.6 | 216.0 | 5 | 4 | 6 | 5 | 0 | 29 | 336.9 | 188.0 | 20.7 | 27.6 | 17.2 | 20.7 | 13.8 |
| Iredell | 134 | 252.3 | 236.5 | 36 | 18 | 44 | 34 | 2 | 136 | 291.6 | 273.5 | 29.4 | 8.8 | 24.3 | 33.1 | 4.4 |
| District Totals | 351 | 351.6 | 249.7 | 87 | 53 | 86 | 89 | 36 | 312 | 309.4 | 270.5 | 27.0 | 12.8 | 25.3 | 27.9 | 7.0 |
| <u>District 23</u> | | | | | | | | | | | | | | | | |
| Alleghany | 15 | 107.8 | 99.0 | 7 | 5 | 3 | 0 | 0 | 35 | 258.6 | 148.0 | 25.8 | 31.4 | 17.1 | 20.0 | 5.7 |
| Ashe | 50 | 373.7 | 393.6 | 6 | 2 | 14 | 28 | 0 | 38 | 474.3 | 479.0 | 5.2 | 5.3 | 26.3 | 47.4 | 15.8 |
| Wilkes | 147 | 260.8 | 224.7 | 31 | 28 | 49 | 35 | 4 | 133 | 329.2 | 337.3 | 24.8 | 9.0 | 19.5 | 42.9 | 3.8 |
| Yadkin | 33 | 266.8 | 246.0 | 5 | 6 | 12 | 9 | 1 | 36 | 400.7 | 374.0 | 19.4 | 2.8 | 25.0 | 38.9 | 13.9 |
| District Totals | 245 | 275.3 | 261.2 | 49 | 41 | 78 | 72 | 5 | 242 | 352.4 | 343.5 | 21.1 | 10.7 | 21.1 | 39.7 | 7.4 |
| <u>District 24</u> | | | | | | | | | | | | | | | | |
| Avery | 44 | 381.5 | 276.5 | 10 | 6 | 11 | 13 | 4 | 38 | 374.8 | 298.0 | 7.9 | 18.4 | 34.2 | 26.3 | 13.2 |
| Madison | 42 | 289.6 | 208.5 | 11 | 7 | 14 | 7 | 3 | 25 | 262.9 | 284.0 | 12.0 | 24.0 | 40.0 | 24.0 | 0.0 |
| Mitchell | 39 | 401.4 | 276.0 | 11 | 3 | 12 | 7 | 6 | 37 | 321.0 | 270.0 | 16.3 | 18.9 | 21.6 | 35.1 | 8.1 |
| Watauga | 69 | 246.1 | 179.0 | 14 | 21 | 19 | 11 | 4 | 87 | 408.4 | 302.0 | 19.6 | 17.2 | 16.1 | 31.0 | 16.1 |
| Yancey | 24 | 129.3 | 69.3 | 14 | 4 | 5 | 1 | 0 | 14 | 220.3 | 181.0 | 28.5 | 14.3 | 42.9 | 14.3 | 0.0 |
| District Totals | 218 | 296.7 | 194.5 | 60 | 41 | 61 | 39 | 17 | 201 | 354.7 | 284.2 | 16.3 | 18.4 | 25.4 | 28.9 | 11.0 |
| <u>District 25</u> | | | | | | | | | | | | | | | | |
| Burke | 199 | 524.7 | 437.0 | 32 | 28 | 35 | 35 | 69 | 124 | 252.4 | 223.5 | 22.5 | 20.2 | 35.5 | 19.4 | 2.4 |
| Caldwell | 138 | 298.8 | 222.1 | 33 | 27 | 36 | 29 | 13 | 117 | 345.3 | 267.0 | 27.4 | 6.0 | 33.3 | 23.1 | 10.2 |
| Catawba | 228 | 239.7 | 117.1 | 101 | 43 | 39 | 31 | 14 | 222 | 283.5 | 264.5 | 24.8 | 13.5 | 32.0 | 26.1 | 3.6 |
| District Totals | 565 | 354.5 | 208.0 | 166 | 98 | 110 | 95 | 96 | 463 | 290.8 | 259.0 | 24.8 | 13.4 | 33.3 | 23.5 | 5.0 |
| <u>District 26</u> | | | | | | | | | | | | | | | | |
| Mecklenburg | 2,147 | 388.2 | 283.0 | 410 | 351 | 548 | 523 | 315 | 1,286 | 414.6 | 328.5 | 20.2 | 14.8 | 18.3 | 31.6 | 15.1 |

Ages of Civil Cases in the Superior Courts

Ages of Cases Pending 6/30/79 and Ages of Cases Disposed During Fiscal Year 1978-79

| | Total Pending | Mean Age | Median Age | Ages of Pending Cases (Days) | | | | | Total Disposed | Mean Age | Median Age | Ages of Cases at Disposition (Days) | | | | |
|---------------------|---------------|----------|------------|------------------------------|--------|---------|---------|-------|----------------|----------|------------|-------------------------------------|----------|-----------|-----------|---------|
| | | | | 0-90 | 91-180 | 181-365 | 366-730 | > 730 | | | | % 0-90 | % 91-180 | % 181-365 | % 366-730 | % > 730 |
| <u>District 27A</u> | | | | | | | | | | | | | | | | |
| Gaston | 471 | 413.9 | 316.7 | 113 | 53 | 98 | 130 | 77 | 339 | 416.8 | 363.0 | 22.2 | 11.8 | 16.2 | 33.0 | 16.8 |
| <u>District 27B</u> | | | | | | | | | | | | | | | | |
| Cleveland | 158 | 281.0 | 257.5 | 29 | 24 | 69 | 25 | 11 | 92 | 222.6 | 197.5 | 34.9 | 13.0 | 29.3 | 21.7 | 1.1 |
| Lincoln | 45 | 242.3 | 121.0 | 18 | 7 | 7 | 9 | 4 | 61 | 175.1 | 89.0 | 56.9 | 9.8 | 26.2 | 11.5 | 1.6 |
| District Totals | 203 | 272.4 | 243.1 | 47 | 31 | 76 | 34 | 15 | 153 | 203.7 | 143.2 | 41.2 | 11.8 | 28.1 | 17.6 | 1.3 |
| <u>District 28</u> | | | | | | | | | | | | | | | | |
| Buncombe | 405 | 267.0 | 177.0 | 96 | 110 | 127 | 44 | 28 | 463 | 347.9 | 255.0 | 21.4 | 15.8 | 32.0 | 18.8 | 12.0 |
| <u>District 29</u> | | | | | | | | | | | | | | | | |
| Henderson | 150 | 602.7 | 509.5 | 16 | 21 | 24 | 32 | 57 | 91 | 483.5 | 415.7 | 18.6 | 7.7 | 19.8 | 34.1 | 19.8 |
| McDowell | 58 | 503.9 | 312.5 | 6 | 11 | 13 | 13 | 15 | 31 | 318.1 | 232.0 | 25.8 | 9.7 | 32.3 | 16.1 | 16.1 |
| Polk | 25 | 210.7 | 165.0 | 10 | 4 | 5 | 5 | 0 | 14 | 327.7 | 323.0 | 21.4 | 14.3 | 28.6 | 35.7 | 0.0 |
| Rutherford | 78 | 302.6 | 226.0 | 13 | 15 | 30 | 14 | 6 | 54 | 330.7 | 291.0 | 14.8 | 13.0 | 40.7 | 24.1 | 7.4 |
| Transylvania | 54 | 456.4 | 326.5 | 10 | 6 | 14 | 19 | 14 | 33 | 495.4 | 478.0 | 6.1 | 6.1 | 30.3 | 33.3 | 24.2 |
| District Totals | 365 | 474.4 | 326.3 | 55 | 57 | 86 | 75 | 92 | 223 | 415.5 | 329.0 | 17.1 | 9.4 | 28.7 | 29.1 | 15.7 |
| <u>District 30</u> | | | | | | | | | | | | | | | | |
| Cherokee | 34 | 446.1 | 116.5 | 8 | 9 | 6 | 2 | 9 | 37 | 690.5 | 517.0 | 8.2 | 2.7 | 29.7 | 18.9 | 40.5 |
| Clay | 8 | 271.2 | 211.5 | 2 | 1 | 3 | 2 | 0 | 8 | 162.7 | 68.0 | 50.0 | 0.0 | 50.0 | 0.0 | 0.0 |
| Graham | 18 | 495.9 | 172.0 | 5 | 5 | 4 | 0 | 4 | 12 | 290.1 | 136.5 | 33.3 | 25.0 | 8.3 | 16.7 | 16.7 |
| Haywood | 101 | 337.6 | 340.2 | 15 | 17 | 25 | 39 | 5 | 87 | 464.4 | 419.0 | 13.8 | 4.6 | 18.4 | 46.0 | 17.2 |
| Jackson | 117 | 563.7 | 459.0 | 11 | 5 | 18 | 52 | 31 | 84 | 703.9 | 689.5 | 6.0 | 3.6 | 10.7 | 32.1 | 47.6 |
| Macon | 92 | 772.7 | 676.7 | 11 | 5 | 12 | 28 | 36 | 60 | 571.1 | 596.5 | 13.3 | 11.7 | 10.0 | 36.7 | 28.3 |
| Swain | 27 | 719.0 | 326.0 | 8 | 3 | 4 | 5 | 7 | 21 | 483.7 | 526.0 | 19.0 | 4.8 | 14.3 | 47.6 | 14.3 |
| District Totals | 397 | 546.1 | 401.4 | 60 | 45 | 72 | 128 | 92 | 309 | 564.0 | 561.0 | 12.9 | 6.1 | 16.2 | 35.0 | 29.8 |
| STATE TOTALS | 15,274 | 462.4 | 306.1 | 2,894 | 2,244 | 3,424 | 3,654 | 3,058 | 11,324 | 516.8 | 336.5 | 20.3 | 11.8 | 19.4 | 24.8 | 23.7 |

CASELOAD SUMMARIES FOR ESTATE AND SPECIAL PROCEEDINGS CASES IN THE SUPERIOR COURTS

July 1, 1978-June 30, 1979

| | Estates | | | | | | Special Proceedings | | | | | |
|--------------------|-------------------|-------|-------------------|----------|---------------------------|--------------------|---------------------|-------|-------------------|----------|---------------------------|--------------------|
| | Pending 7/1/78 | Filed | Total Caseload | Disposed | % Disposed to Caseload | Pending 6/30/79 | Pending 7/1/78 | Filed | Total Caseload | Disposed | % Disposed to Caseload | Pending 6/30/79 |
| <u>District 1</u> | | | | | | | | | | | | |
| Camden | 63 | 43 | 106 | 64 | 60.3 | 42 | 11 | 13 | 24 | 16 | 66.6 | 8 |
| Chowan | 132 | 99 | 231 | 80 | 34.6 | 151 | 74 | 41 | 115 | 31 | 26.9 | 84 |
| Currituck | 124 | 71 | 195 | 81 | 41.5 | 114 | 53 | 100 | 153 | 72 | 47.0 | 81 |
| Dare | 372 | 120 | 492 | 94 | 19.1 | 398 | 95 | 78 | 173 | 57 | 32.9 | 116 |
| Gates | 123 | 61 | 184 | 56 | 30.4 | 128 | 29 | 11 | 40 | 9 | 22.5 | 31 |
| Pasquotank | 176 | 181 | 357 | 164 | 45.9 | 193 | 65 | 95 | 160 | 102 | 63.7 | 58 |
| Perquimans | 140 | 74 | 214 | 84 | 39.2 | 130 | 24 | 32 | 56 | 28 | 50.0 | 28 |
| District Totals | 1,130 | 649 | 1,779 | 623 | 35.0 | 1,156 | 351 | 370 | 721 | 315 | 43.6 | 406 |
| <u>District 2</u> | | | | | | | | | | | | |
| Beaufort | 482 | 361 | 843 | 341 | 40.4 | 502 | 366 | 145 | 511 | 125 | 24.4 | 386 |
| Hyde | 47 | 44 | 91 | 36 | 39.5 | 55 | 26 | 29 | 55 | 24 | 43.6 | 31 |
| Martin | 198 | 165 | 363 | 159 | 43.8 | 204 | 124 | 124 | 248 | 143 | 57.6 | 105 |
| Tyrrell | 26 | 25 | 51 | 19 | 37.2 | 32 | 18 | 12 | 30 | 18 | 60.0 | 12 |
| Washington | 94 | 75 | 169 | 77 | 45.5 | 92 | 74 | 56 | 130 | 48 | 36.9 | 82 |
| District Totals | 847 | 670 | 1,517 | 632 | 41.6 | 885 | 608 | 366 | 974 | 358 | 36.7 | 616 |
| <u>District 3</u> | | | | | | | | | | | | |
| Carteret | 350 | 278 | 628 | 280 | 44.5 | 348 | 207 | 161 | 368 | 141 | 38.3 | 227 |
| Craven | 341 | 324 | 665 | 304 | 45.7 | 361 | 208 | 239 | 447 | 241 | 53.9 | 206 |
| Famlico | 76 | 62 | 138 | 50 | 36.2 | 88 | 38 | 47 | 85 | 38 | 44.7 | 47 |
| Pitt | 613 | 471 | 1,084 | 444 | 40.9 | 640 | 171 | 443 | 614 | 391 | 63.6 | 223 |
| District Totals | 1,380 | 1,135 | 2,515 | 1,078 | 42.8 | 1,437 | 624 | 890 | 1,514 | 811 | 53.5 | 703 |
| <u>District 4</u> | | | | | | | | | | | | |
| Duplin | 362 | 261 | 623 | 262 | 42.0 | 361 | 257 | 388 | 645 | 303 | 46.9 | 342 |
| Jones | 80 | 72 | 152 | 67 | 44.0 | 85 | 64 | 40 | 104 | 45 | 43.2 | 59 |
| Onslow | 521 | 264 | 785 | 244 | 31.0 | 541 | 374 | 445 | 819 | 425 | 51.8 | 394 |
| Sampson | 369 | 325 | 694 | 323 | 46.5 | 371 | 177 | 260 | 437 | 287 | 65.6 | 150 |
| District Totals | 1,332 | 922 | 2,254 | 896 | 39.7 | 1,358 | 872 | 1,133 | 2,005 | 1,060 | 52.8 | 945 |
| <u>District 5</u> | | | | | | | | | | | | |
| New Hanover | 903 | 564 | 1,467 | 473 | 32.2 | 994 | 487 | 706 | 1,193 | 720 | 60.3 | 473 |
| Pender | 154 | 124 | 278 | 132 | 47.4 | 146 | 244 | 109 | 353 | 104 | 29.4 | 249 |
| District Totals | 1,057 | 688 | 1,745 | 605 | 34.6 | 1,140 | 731 | 815 | 1,546 | 824 | 53.2 | 722 |
| <u>District 6</u> | | | | | | | | | | | | |
| Bertie | 248 | 159 | 407 | 154 | 37.8 | 253 | 147 | 96 | 243 | 95 | 39.0 | 142 |
| Halifax | 555 | 354 | 909 | 300 | 33.0 | 609 | 558 | 332 | 890 | 282 | 31.6 | 608 |
| Hertford | 188 | 118 | 306 | 124 | 40.5 | 182 | 95 | 89 | 184 | 72 | 39.1 | 112 |
| Northampton | 189 | 134 | 323 | 128 | 39.6 | 195 | 90 | 106 | 196 | 93 | 47.4 | 103 |
| District Totals | 1,180 | 765 | 1,945 | 706 | 36.2 | 1,239 | 890 | 623 | 1,513 | 542 | 35.8 | 971 |
| <u>District 7</u> | | | | | | | | | | | | |
| Edgecombe | 399 | 317 | 716 | 334 | 46.6 | 382 | 135 | 204 | 339 | 167 | 49.2 | 172 |
| Nash | 482 | 339 | 821 | 354 | 43.1 | 467 | 279 | 213 | 492 | 208 | 42.2 | 284 |
| Wilson | 686 | 393 | 1,079 | 565 | 52.3 | 514 | 174 | 310 | 484 | 274 | 56.6 | 210 |
| District Totals | 1,567 | 1,049 | 2,616 | 1,253 | 47.8 | 1,363 | 588 | 727 | 1,315 | 649 | 49.3 | 666 |
| <u>District 8</u> | | | | | | | | | | | | |
| Greene | 116 | 114 | 230 | 117 | 50.8 | 113 | 67 | 72 | 139 | 59 | 42.4 | 80 |
| Lenoir | 327 | 409 | 736 | 340 | 46.1 | 396 | 243 | 346 | 589 | 329 | 55.8 | 260 |
| Wayne | 699 | 485 | 1,184 | 460 | 38.8 | 724 | 302 | 692 | 994 | 703 | 70.7 | 291 |
| District Totals | 1,142 | 1,008 | 2,150 | 917 | 42.6 | 1,233 | 612 | 1,110 | 1,722 | 1,091 | 63.3 | 631 |
| <u>District 9</u> | | | | | | | | | | | | |
| Franklin | 325 | 167 | 492 | 123 | 25.0 | 369 | 158 | 159 | 317 | 161 | 50.7 | 156 |
| Granville | 260 | 231 | 491 | 253 | 51.5 | 238 | 86 | 290 | 376 | 274 | 72.8 | 102 |
| Person | 226 | 130 | 356 | 122 | 34.2 | 234 | 120 | 140 | 260 | 105 | 40.3 | 155 |
| Vance | 285 | 267 | 552 | 249 | 45.1 | 303 | 87 | 136 | 223 | 112 | 50.2 | 111 |
| Warren | 283 | 172 | 455 | 212 | 46.5 | 243 | 264 | 102 | 366 | 240 | 65.5 | 126 |
| District Totals | 1,379 | 967 | 2,346 | 959 | 40.8 | 1,387 | 715 | 827 | 1,542 | 892 | 57.8 | 650 |
| <u>District 10</u> | | | | | | | | | | | | |
| Wake | 2,317 | 1,358 | 3,675 | 1,102 | 29.9 | 2,573 | 796 | 1,086 | 1,882 | 1,028 | 54.6 | 854 |

CASELOAD SUMMARIES FOR ESTATE AND SPECIAL PROCEEDINGS CASES IN THE SUPERIOR COURTS

July 1, 1978-June 30, 1979

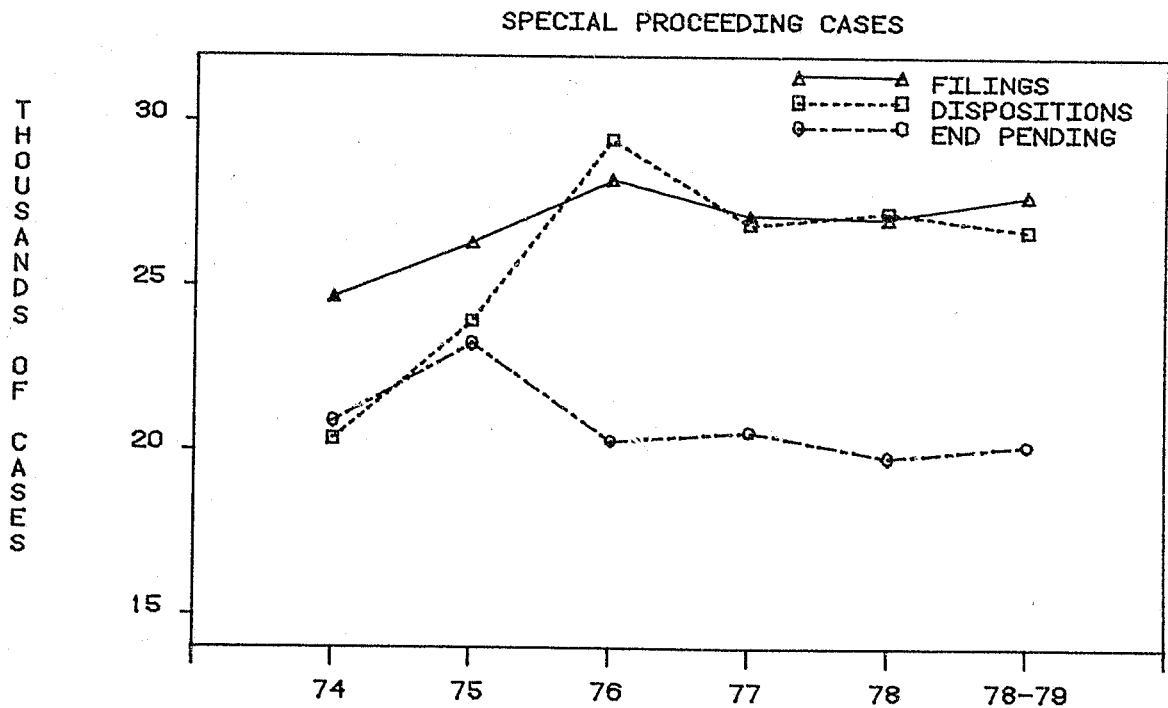
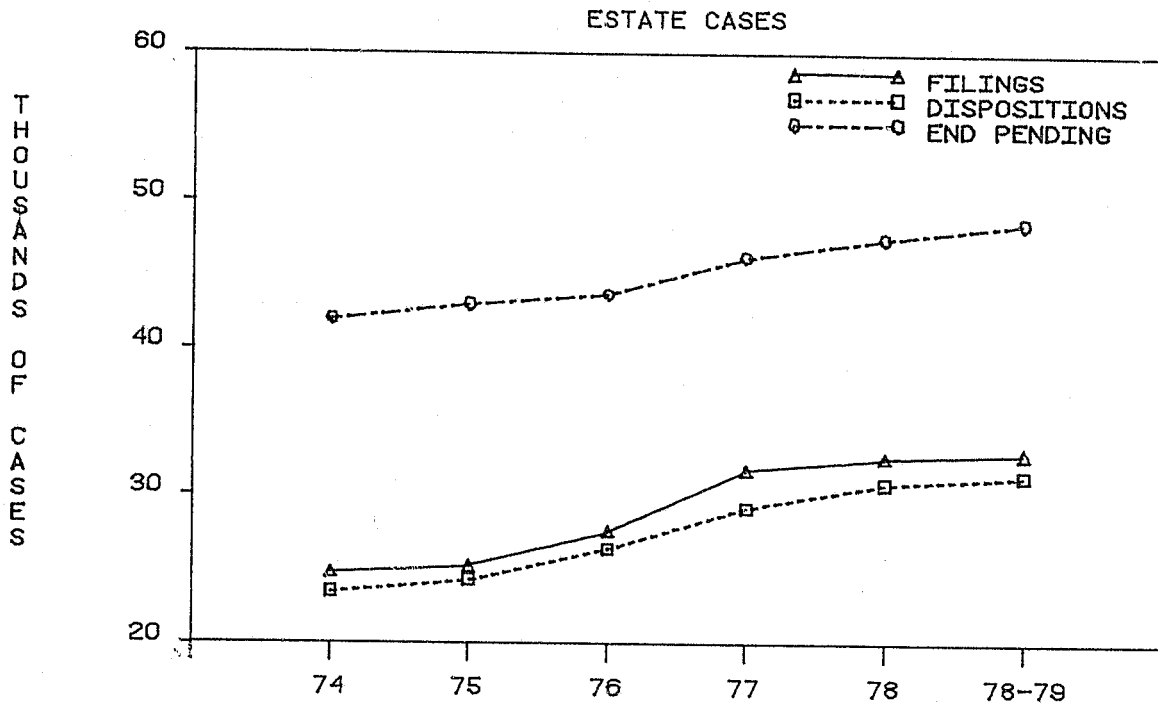
| | Estates | | | | | | Special Proceedings | | | | | |
|---------------------|-------------------|-------|-------------------|----------|---------------------------|--------------------|---------------------|-------|-------------------|----------|---------------------------|--------------------|
| | Pending 7/1/78 | Filed | Total Caseload | Disposed | % Disposed to Caseload | Pending 6/30/79 | Pending 7/1/78 | Filed | Total Caseload | Disposed | % Disposed to Caseload | Pending 6/30/79 |
| <u>District 11</u> | | | | | | | | | | | | |
| Harnett | 425 | 370 | 795 | 320 | 40.2 | 475 | 353 | 186 | 539 | 151 | 28.0 | 388 |
| Johnston | 673 | 479 | 1,152 | 432 | 37.5 | 720 | 161 | 441 | 602 | 424 | 70.4 | 178 |
| Lee | 345 | 194 | 539 | 159 | 29.4 | 380 | 181 | 178 | 359 | 157 | 43.7 | 202 |
| District Totals | 1,443 | 1,043 | 2,486 | 911 | 36.6 | 1,575 | 695 | 805 | 1,500 | 732 | 48.8 | 768 |
| <u>District 12</u> | | | | | | | | | | | | |
| Cumberland | 732 | 679 | 1,411 | 674 | 47.7 | 737 | 499 | 1,345 | 1,844 | 1,352 | 73.3 | 492 |
| Hoke | 138 | 91 | 229 | 73 | 31.8 | 156 | 57 | 74 | 131 | 57 | 43.5 | 74 |
| District Totals | 870 | 770 | 1,640 | 747 | 45.5 | 893 | 556 | 1,419 | 1,975 | 1,409 | 71.3 | 566 |
| <u>District 13</u> | | | | | | | | | | | | |
| Bladen | 169 | 109 | 278 | 114 | 41.0 | 164 | 129 | 140 | 269 | 141 | 52.4 | 128 |
| Brunswick | 169 | 176 | 345 | 70 | 20.2 | 275 | 277 | 207 | 484 | 90 | 18.5 | 394 |
| Columbus | 361 | 286 | 647 | 265 | 40.9 | 382 | 240 | 211 | 451 | 161 | 35.6 | 290 |
| District Totals | 699 | 571 | 1,270 | 449 | 35.3 | 821 | 546 | 558 | 1,204 | 392 | 32.5 | 812 |
| <u>District 14</u> | | | | | | | | | | | | |
| Durham | 1,555 | 912 | 2,467 | 890 | 36.0 | 1,577 | 514 | 809 | 1,323 | 678 | 51.2 | 645 |
| <u>District 15A</u> | | | | | | | | | | | | |
| Alamance | 496 | 645 | 1,141 | 564 | 49.4 | 577 | 162 | 353 | 515 | 327 | 63.4 | 188 |
| <u>District 15B</u> | | | | | | | | | | | | |
| Chatham | 285 | 223 | 508 | 209 | 41.1 | 299 | 109 | 99 | 208 | 108 | 51.9 | 100 |
| Orange | 611 | 370 | 981 | 332 | 33.8 | 649 | 212 | 541 | 753 | 487 | 64.6 | 266 |
| District Totals | 896 | 593 | 1,489 | 541 | 36.3 | 948 | 321 | 640 | 961 | 595 | 61.9 | 366 |
| <u>District 16</u> | | | | | | | | | | | | |
| Robeson | 619 | 483 | 1,102 | 506 | 45.9 | 596 | 345 | 348 | 693 | 486 | 70.1 | 207 |
| Scotland | 234 | 133 | 367 | 144 | 39.2 | 223 | 99 | 127 | 226 | 94 | 41.5 | 132 |
| District Totals | 853 | 616 | 1,469 | 650 | 44.2 | 819 | 444 | 475 | 919 | 580 | 63.1 | 339 |
| <u>District 17</u> | | | | | | | | | | | | |
| Caswell | 128 | 131 | 259 | 122 | 47.1 | 137 | 61 | 63 | 124 | 54 | 43.5 | 70 |
| Rockingham | 820 | 572 | 1,392 | 685 | 49.2 | 707 | 380 | 314 | 694 | 330 | 47.5 | 364 |
| Stokes | 148 | 149 | 297 | 118 | 39.7 | 179 | 46 | 132 | 178 | 108 | 60.6 | 70 |
| Surry | 440 | 328 | 768 | 309 | 40.2 | 459 | 161 | 235 | 396 | 249 | 62.8 | 147 |
| District Totals | 1,536 | 1,180 | 2,716 | 1,234 | 45.4 | 1,482 | 648 | 744 | 1,392 | 741 | 53.2 | 651 |
| <u>District 18</u> | | | | | | | | | | | | |
| Guilford | 2,465 | 1,745 | 4,210 | 1,605 | 38.1 | 2,605 | 705 | 1,860 | 2,565 | 1,875 | 73.0 | 690 |
| <u>District 19A</u> | | | | | | | | | | | | |
| Cabarrus | 672 | 482 | 1,154 | 505 | 43.7 | 649 | 171 | 256 | 427 | 240 | 56.2 | 187 |
| Rowan | 887 | 743 | 1,630 | 756 | 46.3 | 874 | 165 | 856 | 1,021 | 802 | 78.5 | 219 |
| District Totals | 1,559 | 1,225 | 2,784 | 1,261 | 45.2 | 1,523 | 336 | 1,112 | 1,448 | 1,042 | 71.9 | 406 |
| <u>District 19B</u> | | | | | | | | | | | | |
| Montgomery | 199 | 150 | 349 | 144 | 41.2 | 205 | 108 | 74 | 182 | 86 | 47.2 | 96 |
| Randolph | 526 | 464 | 990 | 442 | 44.6 | 548 | 181 | 299 | 480 | 291 | 60.6 | 189 |
| District Totals | 725 | 614 | 1,339 | 586 | 43.7 | 753 | 289 | 373 | 662 | 377 | 56.9 | 285 |
| <u>District 20</u> | | | | | | | | | | | | |
| Anson | 414 | 155 | 569 | 126 | 22.1 | 443 | 118 | 62 | 180 | 77 | 42.7 | 103 |
| Moore | 564 | 384 | 948 | 328 | 34.5 | 620 | 184 | 260 | 444 | 308 | 69.3 | 136 |
| Richmond | 483 | 299 | 782 | 223 | 28.5 | 559 | 294 | 158 | 452 | 124 | 27.4 | 328 |
| Stanly | 904 | 292 | 1,196 | 248 | 20.7 | 948 | 208 | 208 | 416 | 210 | 50.4 | 206 |
| Union | 471 | 340 | 811 | 334 | 41.1 | 477 | 139 | 230 | 369 | 234 | 63.4 | 135 |
| District Totals | 2,836 | 1,470 | 4,306 | 1,259 | 29.2 | 3,047 | 943 | 918 | 1,861 | 953 | 51.2 | 908 |

CASELOAD SUMMARIES FOR ESTATE AND SPECIAL PROCEEDINGS CASES IN THE SUPERIOR COURTS

July 1, 1978-June 30, 1979

| | Estates | | | | | | Special Proceedings | | | | | |
|---------------------|-------------------|--------|-------------------|----------|---------------------------|--------------------|---------------------|--------|-------------------|----------|---------------------------|--------------------|
| | Pending 7/1/78 | Filed | Total Caseload | Disposed | % Disposed to Caseload | Pending 6/30/79 | Pending 7/1/78 | Filed | Total Caseload | Disposed | % Disposed to Caseload | Pending 6/30/79 |
| <u>District 21</u> | | | | | | | | | | | | |
| Forsyth | 1,932 | 1,345 | 3,277 | 1,376 | 41.9 | 1,901 | 283 | 1,054 | 1,337 | 1,079 | 80.7 | 258 |
| <u>District 22</u> | | | | | | | | | | | | |
| Alexander | 103 | 108 | 211 | 90 | 42.6 | 121 | 62 | 90 | 152 | 78 | 51.3 | 74 |
| Davidson | 678 | 584 | 1,262 | 519 | 41.1 | 743 | 199 | 321 | 520 | 246 | 47.3 | 274 |
| Davie | 120 | 112 | 232 | 116 | 50.0 | 116 | 45 | 90 | 135 | 82 | 60.7 | 53 |
| Iredell | 635 | 578 | 1,213 | 516 | 42.5 | 697 | 159 | 358 | 517 | 338 | 65.3 | 179 |
| District Totals | 1,536 | 1,382 | 2,918 | 1,241 | 42.5 | 1,677 | 465 | 859 | 1,324 | 744 | 56.1 | 580 |
| <u>District 23</u> | | | | | | | | | | | | |
| Alleghany | 81 | 84 | 165 | 79 | 47.8 | 86 | 22 | 64 | 86 | 69 | 80.2 | 17 |
| Ashe | 178 | 150 | 328 | 156 | 47.5 | 172 | 38 | 88 | 126 | 92 | 73.0 | 34 |
| Wilkes | 268 | 247 | 515 | 239 | 46.4 | 276 | 174 | 344 | 518 | 359 | 69.3 | 159 |
| Yadkin | 252 | 212 | 464 | 240 | 51.7 | 224 | 75 | 107 | 182 | 120 | 65.9 | 62 |
| District Totals | 779 | 693 | 1,472 | 714 | 48.5 | 758 | 309 | 603 | 912 | 640 | 70.1 | 272 |
| <u>District 24</u> | | | | | | | | | | | | |
| Avery | 127 | 67 | 194 | 71 | 36.5 | 123 | 66 | 79 | 145 | 78 | 53.7 | 67 |
| Madison | 262 | 108 | 370 | 101 | 27.2 | 269 | 69 | 67 | 136 | 43 | 35.2 | 88 |
| Mitchell | 293 | 97 | 390 | 58 | 14.8 | 332 | 79 | 83 | 153 | 28 | 18.3 | 125 |
| Watauga | 138 | 121 | 259 | 82 | 31.6 | 177 | 106 | 133 | 239 | 134 | 56.0 | 105 |
| Yancey | 103 | 156 | 259 | 152 | 58.6 | 107 | 55 | 61 | 116 | 58 | 50.0 | 58 |
| District Totals | 923 | 549 | 1,472 | 464 | 31.5 | 1,008 | 366 | 423 | 789 | 346 | 43.8 | 443 |
| <u>District 25</u> | | | | | | | | | | | | |
| Burke | 650 | 337 | 987 | 394 | 39.9 | 593 | 156 | 425 | 581 | 472 | 81.2 | 109 |
| Caldwell | 547 | 350 | 897 | 349 | 38.9 | 548 | 425 | 258 | 683 | 271 | 39.6 | 412 |
| Catawba | 861 | 574 | 1,435 | 428 | 29.8 | 1,007 | 265 | 452 | 717 | 374 | 52.1 | 343 |
| District Totals | 2,058 | 1,261 | 3,319 | 1,171 | 35.2 | 2,148 | 846 | 1,135 | 1,981 | 1,117 | 56.3 | 864 |
| <u>District 26</u> | | | | | | | | | | | | |
| Mecklenburg | 3,420 | 2,331 | 5,751 | 2,204 | 38.3 | 3,547 | 1,193 | 1,858 | 3,051 | 1,821 | 59.6 | 1,230 |
| <u>District 27A</u> | | | | | | | | | | | | |
| Gaston | 990 | 778 | 1,768 | 710 | 40.1 | 1,058 | 603 | 1,103 | 1,706 | 1,064 | 62.3 | 642 |
| <u>District 27B</u> | | | | | | | | | | | | |
| Cleveland | 465 | 460 | 925 | 464 | 50.1 | 461 | 146 | 382 | 528 | 408 | 77.2 | 120 |
| Lincoln | 264 | 241 | 505 | 249 | 49.3 | 256 | 66 | 222 | 288 | 234 | 81.2 | 54 |
| District Totals | 729 | 701 | 1,430 | 713 | 49.8 | 717 | 212 | 604 | 816 | 642 | 78.6 | 174 |
| <u>District 28</u> | | | | | | | | | | | | |
| Buncombe | 2,361 | 1,200 | 3,561 | 1,372 | 38.5 | 2,189 | 530 | 788 | 1,318 | 732 | 55.5 | 586 |
| <u>District 29</u> | | | | | | | | | | | | |
| Henderson | 547 | 420 | 967 | 453 | 46.8 | 514 | 262 | 214 | 476 | 173 | 36.3 | 303 |
| McDowell | 235 | 179 | 414 | 141 | 34.0 | 273 | 147 | 191 | 338 | 174 | 51.4 | 164 |
| Polk | 192 | 162 | 354 | 139 | 39.2 | 215 | 26 | 72 | 98 | 75 | 76.5 | 23 |
| Rutherford | 476 | 340 | 816 | 422 | 51.7 | 394 | 173 | 206 | 379 | 233 | 61.4 | 146 |
| Transylvania | 269 | 170 | 439 | 128 | 29.1 | 311 | 95 | 111 | 206 | 85 | 41.2 | 121 |
| District Totals | 1,719 | 1,271 | 2,990 | 1,283 | 42.9 | 1,707 | 703 | 794 | 1,497 | 740 | 49.4 | 757 |
| <u>District 30</u> | | | | | | | | | | | | |
| Cherokee | 154 | 121 | 275 | 71 | 25.8 | 204 | 37 | 46 | 83 | 43 | 51.8 | 40 |
| Clay | 34 | 37 | 71 | 27 | 38.0 | 44 | 21 | 16 | 37 | 21 | 56.7 | 16 |
| Graham | 92 | 33 | 125 | 53 | 42.4 | 72 | 15 | 27 | 42 | 21 | 50.0 | 21 |
| Haywood | 405 | 295 | 700 | 294 | 42.0 | 406 | 144 | 177 | 321 | 186 | 57.9 | 135 |
| Jackson | 236 | 134 | 370 | 63 | 17.0 | 307 | 144 | 116 | 260 | 109 | 41.9 | 151 |
| Macon | 302 | 135 | 437 | 117 | 26.7 | 320 | 160 | 121 | 281 | 91 | 32.3 | 190 |
| Swain | 78 | 65 | 143 | 37 | 25.8 | 106 | 37 | 62 | 99 | 50 | 50.5 | 49 |
| District Totals | 1,301 | 820 | 2,121 | 662 | 31.2 | 1,459 | 558 | 565 | 1,123 | 521 | 46.3 | 602 |
| STATE TOTALS | 47,012 | 32,926 | 79,938 | 31,378 | 39.2 | 48,560 | 19,114 | 27,799 | 46,913 | 26,717 | 56.9 | 20,196 |

CASELOAD TRENDS IN ESTATES AND SPECIAL PROCEEDINGS 1974-79



THE NATURE OF ESTATE CASES PERMITS A LARGE NUMBER OF PENDING CASES AT ANY GIVEN TIME. AFTER A SPORADIC START, THE SPECIAL PROCEEDING CASELOAD APPEARS MORE STABLE.

**CASELOAD SUMMARIES FOR CRIMINAL CASES
IN THE SUPERIOR COURTS
July 1, 1978-June 30, 1979**

| | Felonies | | | | | | Misdemeanors | | | | | |
|--------------------|-------------------|-------|-------------------|----------|---------------------------|--------------------|-------------------|-------|-------------------|----------|---------------------------|--------------------|
| | Pending 7/1/78 | Filed | Total Caseload | Disposed | % Disposed to Caseload | Pending 6/30/79 | Pending 7/1/78 | Filed | Total Caseload | Disposed | % Disposed to Caseload | Pending 6/30/79 |
| District 1 | | | | | | | | | | | | |
| Camden | 2 | 68 | 70 | 58 | 82.8 | 12 | 9 | 14 | 23 | 18 | 78.2 | 5 |
| Chowan | 56 | 101 | 157 | 132 | 84.0 | 25 | 14 | 147 | 161 | 146 | 90.6 | 15 |
| Currituck | 20 | 30 | 50 | 46 | 92.0 | 4 | 74 | 231 | 305 | 235 | 77.0 | 70 |
| Dare | 11 | 97 | 108 | 82 | 75.9 | 26 | 101 | 230 | 331 | 197 | 59.5 | 134 |
| Gates | 9 | 69 | 78 | 45 | 57.6 | 33 | 20 | 66 | 86 | 64 | 74.4 | 22 |
| Pasquotank | 31 | 178 | 209 | 185 | 88.5 | 24 | 64 | 373 | 437 | 359 | 82.1 | 78 |
| Perquimans | 21 | 53 | 74 | 65 | 87.8 | 9 | 23 | 79 | 102 | 79 | 77.4 | 23 |
| District Totals | 150 | 596 | 746 | 613 | 82.1 | 133 | 305 | 1,140 | 1,445 | 1,098 | 75.9 | 347 |
| District 2 | | | | | | | | | | | | |
| Beaufort | 71 | 457 | 528 | 437 | 82.7 | 91 | 57 | 215 | 272 | 195 | 71.6 | 77 |
| Hyde | 0 | 60 | 60 | 13 | 21.6 | 47 | 16 | 46 | 62 | 43 | 69.3 | 19 |
| Martin | 42 | 86 | 128 | 63 | 49.2 | 65 | 31 | 76 | 107 | 68 | 63.5 | 39 |
| Tyrrell | 10 | 1 | 11 | 2 | 18.1 | 9 | 22 | 37 | 59 | 32 | 54.2 | 27 |
| Washington | 17 | 62 | 79 | 58 | 73.4 | 21 | 25 | 66 | 91 | 60 | 65.9 | 31 |
| District Totals | 140 | 666 | 806 | 573 | 71.0 | 233 | 151 | 440 | 591 | 398 | 67.3 | 193 |
| District 3 | | | | | | | | | | | | |
| Carteret | 151 | 123 | 274 | 155 | 56.5 | 119 | 70 | 110 | 180 | 102 | 56.6 | 78 |
| Craven | 124 | 592 | 716 | 615 | 85.8 | 101 | 82 | 393 | 475 | 400 | 84.2 | 75 |
| Pamlico | 19 | 56 | 75 | 67 | 89.3 | 8 | 26 | 50 | 76 | 55 | 72.3 | 21 |
| Pitt | 254 | 671 | 925 | 694 | 75.0 | 231 | 124 | 621 | 745 | 563 | 75.5 | 182 |
| District Totals | 548 | 1,442 | 1,990 | 1,531 | 76.9 | 459 | 302 | 1,174 | 1,476 | 1,120 | 75.8 | 356 |
| District 4 | | | | | | | | | | | | |
| Duplin | 11 | 251 | 262 | 189 | 72.1 | 73 | 15 | 90 | 105 | 68 | 64.7 | 37 |
| Jones | 1 | 84 | 85 | 76 | 89.4 | 9 | 7 | 5 | 32 | 27 | 84.3 | 5 |
| Onslow | 156 | 1,037 | 1,193 | 1,014 | 84.9 | 179 | 67 | 203 | 267 | 228 | 85.3 | 39 |
| Sampson | 13 | 245 | 258 | 189 | 73.2 | 69 | 20 | 158 | 178 | 142 | 79.7 | 36 |
| District Totals | 181 | 1,617 | 1,798 | 1,468 | 81.0 | 330 | 109 | 473 | 582 | 465 | 79.8 | 117 |
| District 5 | | | | | | | | | | | | |
| New Hanover | 150 | 1,478 | 1,628 | 1,227 | 75.3 | 401 | 119 | 552 | 671 | 540 | 80.4 | 131 |
| Pender | 73 | 101 | 174 | 79 | 45.4 | 95 | 48 | 77 | 125 | 79 | 63.2 | 46 |
| District Totals | 223 | 1,579 | 1,802 | 1,306 | 72.4 | 496 | 167 | 629 | 796 | 619 | 77.7 | 177 |
| District 6 | | | | | | | | | | | | |
| Bertie | 14 | 0 | 14 | 3 | 21.4 | 11 | 42 | 111 | 153 | 90 | 58.8 | 63 |
| Halifax | 66 | 340 | 406 | 166 | 40.8 | 240 | 74 | 147 | 221 | 118 | 53.3 | 103 |
| Hertford | 37 | 54 | 91 | 65 | 71.4 | 26 | 40 | 164 | 204 | 118 | 57.8 | 86 |
| Northampton | 31 | 60 | 91 | 49 | 53.8 | 42 | 37 | 54 | 91 | 44 | 48.3 | 47 |
| District Totals | 148 | 454 | 602 | 283 | 47.0 | 319 | 193 | 476 | 669 | 370 | 55.3 | 299 |
| District 7 | | | | | | | | | | | | |
| Edgecombe | 50 | 367 | 417 | 351 | 84.1 | 66 | 98 | 302 | 400 | 334 | 83.5 | 66 |
| Nash | 118 | 618 | 736 | 589 | 80.0 | 147 | 169 | 410 | 579 | 447 | 77.2 | 132 |
| Wilson | 91 | 376 | 467 | 234 | 50.1 | 233 | 125 | 331 | 456 | 269 | 58.9 | 187 |
| District Totals | 259 | 1,361 | 1,620 | 1,174 | 72.4 | 446 | 392 | 1,043 | 1,435 | 1,050 | 73.1 | 385 |
| District 8 | | | | | | | | | | | | |
| Greene | 15 | 84 | 99 | 72 | 72.7 | 27 | 9 | 45 | 54 | 38 | 70.3 | 16 |
| Lenoir | 58 | 340 | 398 | 358 | 89.9 | 40 | 52 | 244 | 296 | 257 | 86.8 | 39 |
| Wayne | 41 | 503 | 544 | 398 | 73.1 | 146 | 23 | 275 | 298 | 254 | 85.2 | 44 |
| District Totals | 114 | 927 | 1,041 | 828 | 79.5 | 213 | 84 | 564 | 648 | 549 | 84.7 | 99 |
| District 9 | | | | | | | | | | | | |
| Franklin | 46 | 149 | 195 | 86 | 44.1 | 109 | 140 | 210 | 350 | 223 | 63.7 | 127 |
| Granville | 72 | 102 | 174 | 124 | 71.2 | 50 | 87 | 131 | 218 | 146 | 66.9 | 72 |
| Person | 36 | 69 | 105 | 55 | 52.3 | 50 | 69 | 218 | 287 | 157 | 54.7 | 130 |
| Vance | 54 | 280 | 334 | 223 | 66.7 | 111 | 81 | 243 | 324 | 245 | 75.6 | 79 |
| Warren | 70 | 65 | 135 | 83 | 61.4 | 52 | 48 | 92 | 140 | 83 | 59.2 | 57 |
| District Totals | 278 | 665 | 943 | 571 | 60.5 | 372 | 425 | 894 | 1,319 | 854 | 64.7 | 465 |
| District 10 | | | | | | | | | | | | |
| Wake | 963 | 2,091 | 3,054 | 1,957 | 64.0 | 1,097 | 361 | 1,727 | 2,088 | 1,511 | 72.3 | 577 |

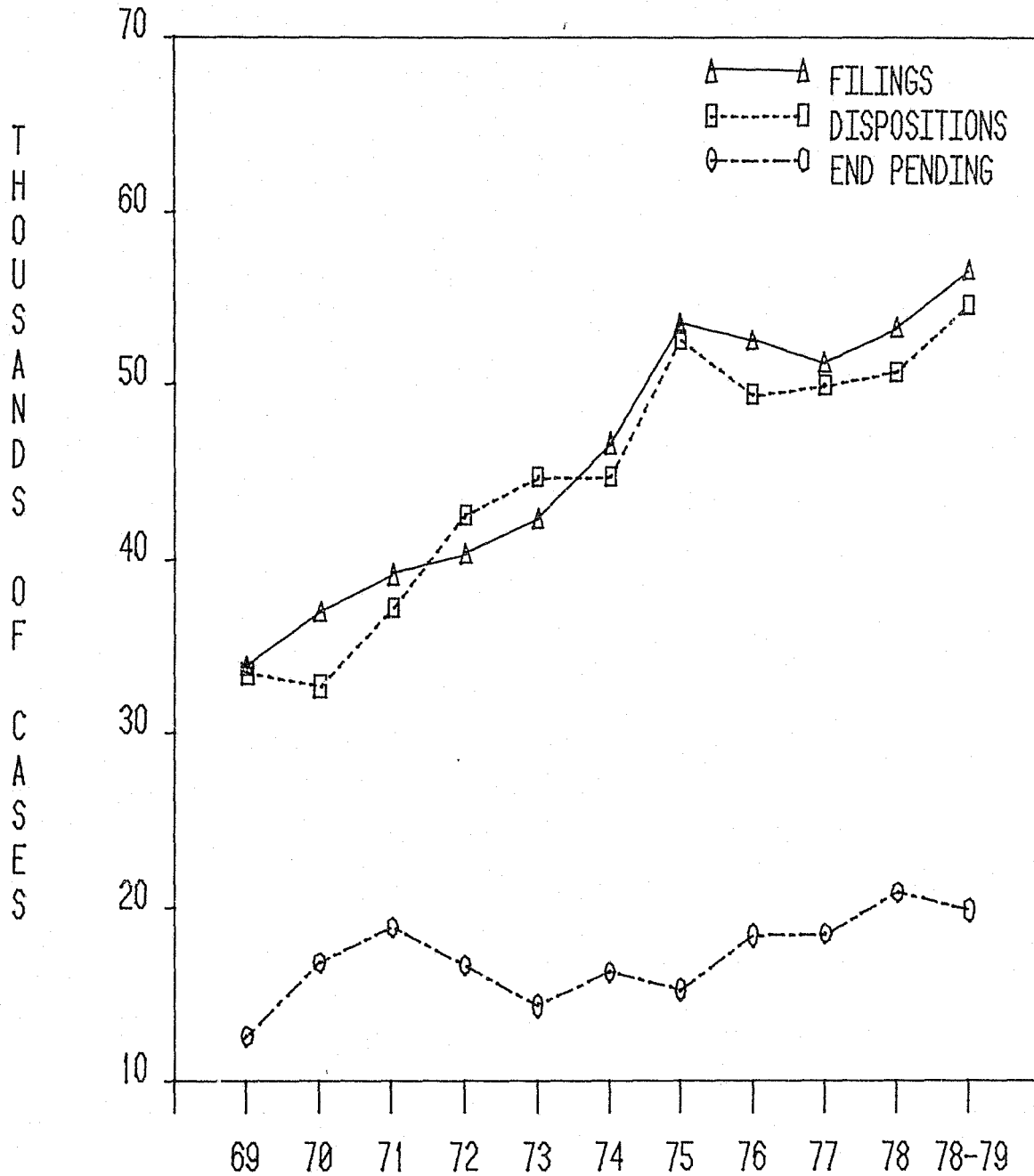
**CASELOAD SUMMARIES FOR CRIMINAL CASES
IN THE SUPERIOR COURTS**
July 1, 1978-June 30, 1979

| | Felonies | | | | | Misdemeanors | | | | | | |
|---------------------|-------------------|-------|-------------------|----------|---------------------------|--------------------|-------------------|-------|-------------------|----------|---------------------------|--------------------|
| | Pending 7/1/78 | Filed | Total Caseload | Disposed | % Disposed to Caseload | Pending 6/30/79 | Pending 7/1/78 | Filed | Total Caseload | Disposed | % Disposed to Caseload | Pending 6/30/79 |
| <u>District 11</u> | | | | | | | | | | | | |
| Harnett | 44 | 149 | 193 | 137 | 70.9 | 56 | 18 | 81 | 99 | 80 | 80.8 | 19 |
| Johnston | 45 | 241 | 286 | 208 | 72.7 | 78 | 28 | 206 | 234 | 166 | 70.9 | 68 |
| Lee | 31 | 13 | 44 | 31 | 70.4 | 13 | 52 | 294 | 346 | 208 | 60.1 | 138 |
| District Totals | 120 | 403 | 523 | 376 | 71.8 | 147 | 98 | 581 | 679 | 454 | 66.8 | 225 |
| <u>District 12</u> | | | | | | | | | | | | |
| Cumberland | 337 | 643 | 980 | 765 | 78.0 | 215 | 132 | 593 | 725 | 550 | 75.8 | 175 |
| Hoke | 48 | 90 | 138 | 101 | 73.1 | 37 | 56 | 137 | 193 | 132 | 68.3 | 61 |
| District Totals | 385 | 733 | 1,118 | 866 | 77.4 | 252 | 188 | 730 | 918 | 682 | 74.2 | 236 |
| <u>District 13</u> | | | | | | | | | | | | |
| Bladen | 33 | 109 | 142 | 92 | 64.7 | 50 | 48 | 84 | 132 | 79 | 59.8 | 53 |
| Brunswick | 25 | 204 | 229 | 112 | 48.9 | 117 | 19 | 76 | 95 | 72 | 75.8 | 22 |
| Columbus | 66 | 324 | 390 | 333 | 85.3 | 57 | 64 | 217 | 281 | 225 | 80.0 | 56 |
| District Totals | 124 | 637 | 761 | 537 | 70.5 | 224 | 131 | 377 | 508 | 377 | 74.2 | 131 |
| <u>District 14</u> | | | | | | | | | | | | |
| Durham | 234 | 1,134 | 1,368 | 1,091 | 79.7 | 277 | 82 | 399 | 481 | 398 | 82.7 | 83 |
| <u>District 15A</u> | | | | | | | | | | | | |
| Alamance | 349 | 551 | 900 | 625 | 69.4 | 275 | 88 | 321 | 409 | 232 | 68.9 | 127 |
| <u>District 15B</u> | | | | | | | | | | | | |
| Chatham | 38 | 52 | 90 | 51 | 56.6 | 39 | 29 | 68 | 97 | 90 | 92.7 | 7 |
| Orange | 170 | 324 | 494 | 388 | 78.5 | 106 | 23 | 110 | 133 | 106 | 79.6 | 27 |
| District Totals | 208 | 376 | 584 | 439 | 75.1 | 145 | 52 | 178 | 230 | 196 | 85.2 | 34 |
| <u>District 16</u> | | | | | | | | | | | | |
| Robeson | 279 | 544 | 823 | 604 | 73.3 | 219 | 184 | 481 | 665 | 463 | 69.5 | 202 |
| Scotland | 72 | 258 | 330 | 139 | 42.1 | 191 | 116 | 150 | 266 | 180 | 67.6 | 86 |
| District Totals | 351 | 802 | 1,153 | 743 | 64.4 | 410 | 300 | 631 | 931 | 643 | 69.0 | 288 |
| <u>District 17</u> | | | | | | | | | | | | |
| Caswell | 11 | 49 | 60 | 24 | 40.0 | 36 | 4 | 93 | 97 | 57 | 58.7 | 40 |
| Rockingham | 161 | 534 | 695 | 540 | 77.6 | 155 | 147 | 577 | 724 | 511 | 70.5 | 213 |
| Stokes | 26 | 69 | 95 | 77 | 81.0 | 18 | 23 | 110 | 133 | 108 | 81.2 | 25 |
| Surry | 84 | 305 | 389 | 281 | 72.2 | 108 | 144 | 674 | 818 | 543 | 66.3 | 275 |
| District Totals | 282 | 957 | 1,239 | 922 | 74.4 | 317 | 318 | 1,454 | 1,772 | 1,219 | 68.7 | 553 |
| <u>District 18</u> | | | | | | | | | | | | |
| Guilford | | | | | | | | | | | | |
| Greensboro | 784 | 1,752 | 2,536 | 1,843 | 72.6 | 693 | 413 | 1,063 | 1,416 | 1,216 | 85.8 | 200 |
| High Point | 249 | 566 | 815 | 541 | 66.3 | 274 | 146 | 176 | 322 | 270 | 83.8 | 52 |
| District Totals | 1,033 | 2,318 | 3,351 | 2,384 | 71.1 | 967 | 559 | 1,179 | 1,738 | 1,486 | 85.5 | 252 |
| <u>District 19A</u> | | | | | | | | | | | | |
| Cabarrus | 111 | 552 | 663 | 533 | 80.3 | 130 | 186 | 611 | 797 | 582 | 73.0 | 215 |
| Rowan | 140 | 427 | 567 | 449 | 79.1 | 118 | 100 | 382 | 482 | 389 | 80.7 | 93 |
| District Totals | 251 | 979 | 1,230 | 982 | 79.8 | 248 | 286 | 993 | 1,279 | 971 | 75.9 | 308 |
| <u>District 19B</u> | | | | | | | | | | | | |
| Montgomery | 56 | 135 | 191 | 128 | 67.0 | 63 | 68 | 112 | 180 | 112 | 62.2 | 68 |
| Randolph | 290 | 274 | 564 | 475 | 84.2 | 89 | 250 | 410 | 660 | 472 | 71.5 | 188 |
| District Totals | 346 | 409 | 755 | 603 | 79.8 | 152 | 318 | 522 | 840 | 584 | 69.5 | 256 |
| <u>District 20</u> | | | | | | | | | | | | |
| Anson | 36 | 217 | 253 | 221 | 87.3 | 32 | 26 | 154 | 180 | 137 | 76.1 | 43 |
| Moore | 141 | 373 | 514 | 335 | 65.1 | 179 | 99 | 246 | 345 | 269 | 77.9 | 76 |
| Richmond | 165 | 656 | 821 | 626 | 76.2 | 195 | 115 | 303 | 418 | 313 | 74.8 | 105 |
| Stanly | 140 | 70 | 210 | 184 | 87.6 | 26 | 120 | 270 | 390 | 310 | 79.4 | 80 |
| Union | 40 | 474 | 514 | 331 | 64.3 | 183 | 35 | 295 | 330 | 263 | 79.6 | 67 |
| District Totals | 522 | 1,790 | 2,312 | 1,697 | 73.3 | 615 | 395 | 1,268 | 1,663 | 1,292 | 77.3 | 371 |

**CASELOAD SUMMARIES FOR CRIMINAL CASES
IN THE SUPERIOR COURTS
July 1, 1978-June 30, 1979**

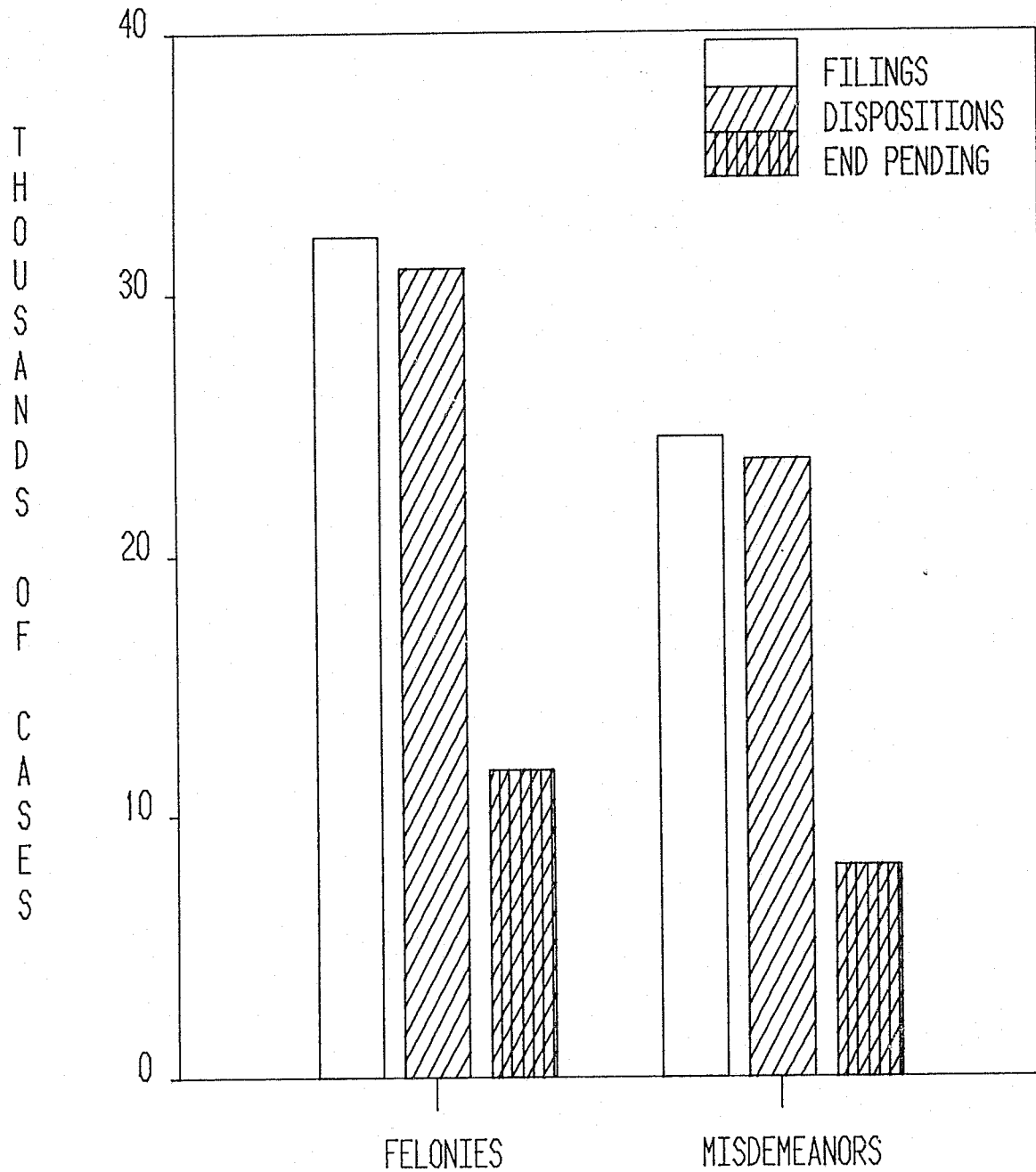
| | Felonies | | | | | | Misdemeanors | | | | | |
|---------------------|-------------------|--------|-------------------|----------|---------------------------|--------------------|-------------------|--------|-------------------|----------|---------------------------|--------------------|
| | Pending 7/1/78 | Filed | Total Caseload | Disposed | % Disposed to Caseload | Pending 6/30/79 | Pending 7/1/78 | Filed | Total Caseload | Disposed | % Disposed to Caseload | Pending 6/30/79 |
| <u>District 21</u> | | | | | | | | | | | | |
| Forsyth | 170 | 1,161 | 1,331 | 1,100 | 82.6 | 231 | 141 | 1,309 | 1,450 | 1,161 | 80.0 | 289 |
| <u>District 22</u> | | | | | | | | | | | | |
| Alexander | 3 | 90 | 93 | 64 | 68.8 | 29 | 143 | 123 | 266 | 243 | 91.3 | 23 |
| Davidson | 31 | 395 | 426 | 262 | 61.5 | 164 | 39 | 388 | 427 | 368 | 86.1 | 59 |
| Davie | 32 | 89 | 121 | 91 | 75.2 | 30 | 7 | 75 | 82 | 50 | 60.9 | 32 |
| Iredell | 180 | 462 | 642 | 422 | 65.7 | 220 | 50 | 363 | 413 | 330 | 79.9 | 83 |
| District Totals | 246 | 1,036 | 1,282 | 839 | 65.4 | 443 | 239 | 949 | 1,188 | 991 | 83.4 | 197 |
| <u>District 23</u> | | | | | | | | | | | | |
| Alleghany | 7 | 22 | 29 | 17 | 58.6 | 12 | 20 | 11 | 31 | 25 | 80.6 | 6 |
| Ashe | 4 | 83 | 87 | 74 | 83.0 | 13 | 15 | 80 | 95 | 78 | 82.1 | 17 |
| Wilkes | 95 | 118 | 213 | 165 | 77.4 | 48 | 79 | 158 | 237 | 188 | 79.3 | 49 |
| Yadkin | 28 | 105 | 133 | 72 | 54.1 | 61 | 42 | 140 | 182 | 133 | 73.0 | 49 |
| District Totals | 134 | 328 | 462 | 328 | 70.9 | 134 | 156 | 389 | 545 | 424 | 77.7 | 121 |
| <u>District 24</u> | | | | | | | | | | | | |
| Avery | 70 | 66 | 136 | 75 | 55.1 | 61 | 20 | 41 | 61 | 35 | 57.3 | 26 |
| Madison | 27 | 30 | 57 | 12 | 21.0 | 45 | 12 | 27 | 39 | 20 | 51.2 | 19 |
| Mitchell | 9 | 30 | 39 | 24 | 61.5 | 15 | 9 | 23 | 32 | 17 | 53.1 | 15 |
| Watauga | 55 | 113 | 168 | 131 | 77.9 | 37 | 20 | 24 | 44 | 35 | 79.5 | 9 |
| Yancey | 4 | 55 | 59 | 45 | 76.2 | 14 | 14 | 40 | 54 | 37 | 68.5 | 17 |
| District Totals | 165 | 294 | 459 | 287 | 62.5 | 172 | 75 | 155 | 230 | 144 | 62.6 | 86 |
| <u>District 25</u> | | | | | | | | | | | | |
| Burke | 129 | 293 | 422 | 297 | 70.3 | 125 | 64 | 209 | 273 | 208 | 76.1 | 65 |
| Caldwell | 109 | 246 | 355 | 295 | 83.0 | 60 | 67 | 220 | 287 | 252 | 87.8 | 35 |
| Catawba | 291 | 898 | 1,189 | 790 | 66.4 | 399 | 215 | 450 | 665 | 429 | 64.5 | 236 |
| District Totals | 529 | 1,437 | 1,966 | 1,382 | 70.2 | 584 | 346 | 879 | 1,225 | 889 | 72.5 | 336 |
| <u>District 26</u> | | | | | | | | | | | | |
| Mecklenburg | 936 | 1,585 | 2,521 | 1,854 | 73.5 | 667 | 354 | 1,711 | 2,065 | 1,586 | 76.8 | 479 |
| <u>District 27A</u> | | | | | | | | | | | | |
| Gaston | 257 | 1,333 | 1,590 | 1,162 | 73.0 | 428 | 101 | 350 | 451 | 353 | 78.2 | 98 |
| <u>District 27B</u> | | | | | | | | | | | | |
| Cleveland | 18 | 435 | 453 | 390 | 86.0 | 63 | 13 | 152 | 165 | 137 | 83.0 | 28 |
| Lincoln | 22 | 214 | 236 | 156 | 66.1 | 80 | 28 | 78 | 106 | 90 | 84.9 | 16 |
| District Totals | 40 | 649 | 689 | 546 | 79.2 | 143 | 41 | 230 | 271 | 227 | 83.7 | 44 |
| <u>District 28</u> | | | | | | | | | | | | |
| Buncombe | 166 | 876 | 1,042 | 800 | 76.7 | 242 | 50 | 348 | 398 | 264 | 66.3 | 134 |
| <u>District 29</u> | | | | | | | | | | | | |
| Henderson | 96 | 226 | 322 | 259 | 80.4 | 63 | 31 | 88 | 119 | 96 | 80.6 | 23 |
| McDowell | 42 | 132 | 174 | 116 | 66.6 | 58 | 20 | 47 | 67 | 46 | 68.6 | 21 |
| Polk | 29 | 72 | 101 | 56 | 55.4 | 45 | 22 | 28 | 50 | 34 | 68.0 | 16 |
| Rutherford | 149 | 204 | 353 | 229 | 64.8 | 124 | 87 | 136 | 223 | 148 | 66.3 | 75 |
| Transylvania | 106 | 57 | 163 | 126 | 77.3 | 37 | 23 | 30 | 53 | 41 | 77.3 | 12 |
| District Totals | 422 | 691 | 1,113 | 786 | 70.6 | 327 | 183 | 329 | 512 | 365 | 71.2 | 147 |
| <u>District 30</u> | | | | | | | | | | | | |
| Cherokee | 26 | 74 | 100 | 50 | 50.0 | 50 | 24 | 53 | 77 | 31 | 40.2 | 46 |
| Clay | 18 | 35 | 53 | 43 | 81.1 | 10 | 2 | 3 | 5 | 4 | 80.0 | 1 |
| Graham | 9 | 10 | 19 | 13 | 68.4 | 6 | 10 | 29 | 39 | 28 | 71.7 | 11 |
| Haywood | 79 | 1 | 80 | 58 | 72.5 | 22 | 207 | 411 | 618 | 402 | 65.0 | 216 |
| Jackson | 118 | 40 | 158 | 90 | 56.9 | 68 | 38 | 75 | 113 | 72 | 63.7 | 41 |
| Macon | 38 | 74 | 112 | 43 | 38.3 | 69 | 17 | 39 | 56 | 22 | 39.2 | 34 |
| Swain | 22 | 18 | 40 | 29 | 72.5 | 11 | 22 | 10 | 32 | 27 | 84.3 | 5 |
| District Totals | 310 | 252 | 562 | 326 | 58.0 | 236 | 320 | 620 | 940 | 586 | 62.3 | 354 |
| STATE TOTALS | 10,584 | 32,129 | 42,713 | 30,979 | 72.5 | 11,734 | 7,310 | 24,462 | 31,772 | 23,608 | 74.3 | 8,164 |

CASELOAD TRENDS OF CRIMINAL CASES IN THE SUPERIOR COURTS 1969-1979



CASES FILED AND DISPOSED SHOW AN INCREASING TREND OVER THE 1969-79 TIME PERIOD, PENDING CASES FLUCTUATE SOMEWHAT BUT DISPLAY A GENERAL RISING TENDENCY SINCE 1973. INCREASES OF 1978-79 FIGURES OVER THE 1969 CASELOAD: FILINGS--87.3%, DISPOSITIONS--63.2%, END PENDING--57.4%.

FELONIES VS. MISDEMEANORS IN THE SUPERIOR COURTS 1978-79



FELONIES DOMINATE THE SUPERIOR CRIMINAL COURTS, OF THE CRIMINAL CASES HANDLED BY NORTH CAROLINA SUPERIOR COURTS THIS YEAR, FELONIES COMPOSED 56.8% OF FILINGS, 56.8% OF DISPOSITIONS, AND 59.0% OF PENDING CASELOAD AT THE END OF THE YEAR.

MANNER OF DISPOSITION OF CRIMINAL CASES IN THE SUPERIOR COURT

July 1, 1978-June 30, 1979

| | Felonies | | | | | | Misdemeanors | | | | | |
|--------------------|-------------------|------------------------------|---------------------------------|----------------------|-------------------------------|-------|-------------------|------------------------------|---------------------------------|----------------------|-------------------------------|-------|
| | Total Disposed | Plea of Guilty (Judge) | Plea of Not Guilty (Jury) | Dismissal by D.A. | Speedy* Trial Dismissal | Other | Total Disposed | Plea of Guilty (Judge) | Plea of Not Guilty (Jury) | Dismissal by D.A. | Speedy* Trial Dismissal | Other |
| <u>District 1</u> | | | | | | | | | | | | |
| Camden | 58 | 40 | 3 | 5 | 0 | 10 | 18 | 15 | 0 | 1 | 0 | 2 |
| Chowan | 132 | 60 | 6 | 46 | 0 | 20 | 146 | 64 | 4 | 15 | 0 | 63 |
| Currituck | 46 | 21 | 3 | 20 | 0 | 2 | 235 | 108 | 10 | 38 | 0 | 79 |
| Dare | 82 | 51 | 3 | 17 | 0 | 11 | 197 | 103 | 10 | 35 | 0 | 49 |
| Gates | 45 | 34 | 1 | 9 | 0 | 1 | 64 | 50 | 2 | 6 | 0 | 6 |
| Pasquotank | 185 | 111 | 15 | 53 | 0 | 6 | 359 | 142 | 20 | 54 | 0 | 143 |
| Perquimans | 65 | 34 | 4 | 26 | 0 | 1 | 79 | 43 | 11 | 4 | 0 | 21 |
| District Totals | 613 | 351 | 35 | 176 | 0 | 51 | 1,098 | 525 | 57 | 153 | 0 | 363 |
| <u>District 2</u> | | | | | | | | | | | | |
| Beaufort | 437 | 314 | 31 | 76 | 0 | 16 | 195 | 99 | 31 | 44 | 0 | 21 |
| Hyde | 13 | 8 | 2 | 0 | 0 | 3 | 43 | 26 | 4 | 9 | 0 | 4 |
| Martin | 63 | 38 | 10 | 12 | 0 | 3 | 68 | 39 | 6 | 15 | 0 | 8 |
| Tyrrell | 2 | 0 | 1 | 1 | 0 | 0 | 32 | 19 | 5 | 6 | 0 | 2 |
| Washington | 58 | 31 | 19 | 7 | 0 | 1 | 60 | 30 | 5 | 13 | 0 | 12 |
| District Totals | 573 | 391 | 63 | 96 | 0 | 23 | 398 | 213 | 51 | 87 | 0 | 47 |
| <u>District 3</u> | | | | | | | | | | | | |
| Carteret | 155 | 51 | 5 | 87 | 0 | 12 | 102 | 50 | 8 | 27 | 0 | 17 |
| Craven | 615 | 226 | 31 | 330 | 0 | 28 | 400 | 197 | 35 | 143 | 0 | 25 |
| Pamlico | 67 | 34 | 2 | 29 | 0 | 2 | 55 | 26 | 7 | 18 | 0 | 4 |
| Pitt | 694 | 448 | 52 | 187 | 0 | 7 | 563 | 298 | 44 | 123 | 0 | 98 |
| District Totals | 1,531 | 759 | 90 | 633 | 0 | 49 | 1,120 | 571 | 94 | 311 | 0 | 144 |
| <u>District 4</u> | | | | | | | | | | | | |
| Duplin | 189 | 129 | 10 | 49 | 0 | 1 | 68 | 34 | 14 | 15 | 0 | 5 |
| Jones | 76 | 56 | 5 | 12 | 0 | 3 | 27 | 15 | 7 | 3 | 0 | 2 |
| Onslow | 1,014 | 537 | 36 | 411 | 0 | 30 | 228 | 62 | 28 | 89 | 0 | 49 |
| Sampson | 189 | 156 | 10 | 21 | 0 | 2 | 142 | 98 | 7 | 23 | 0 | 14 |
| District Totals | 1,468 | 878 | 61 | 493 | 0 | 36 | 465 | 209 | 56 | 130 | 0 | 70 |
| <u>District 5</u> | | | | | | | | | | | | |
| New Hanover | 1,227 | 716 | 90 | 393 | 1 | 27 | 540 | 258 | 30 | 197 | 0 | 55 |
| Pender | 79 | 52 | 9 | 7 | 0 | 11 | 79 | 37 | 10 | 21 | 0 | 11 |
| District Totals | 1,306 | 768 | 99 | 400 | 1 | 38 | 619 | 295 | 40 | 218 | 0 | 66 |
| <u>District 6</u> | | | | | | | | | | | | |
| Bertie | 3 | 2 | 0 | 1 | 0 | 0 | 90 | 44 | 4 | 25 | 0 | 17 |
| Halifax | 166 | 68 | 5 | 92 | 0 | 1 | 118 | 58 | 3 | 54 | 0 | 3 |
| Hertford | 65 | 37 | 7 | 16 | 0 | 5 | 118 | 73 | 7 | 31 | 0 | 7 |
| Northampton | 49 | 10 | 2 | 30 | 0 | 7 | 44 | 20 | 2 | 17 | 0 | 5 |
| District Totals | 283 | 117 | 14 | 139 | 0 | 13 | 370 | 195 | 16 | 127 | 0 | 32 |
| <u>District 7</u> | | | | | | | | | | | | |
| Edgecombe | 351 | 191 | 52 | 95 | 0 | 13 | 334 | 158 | 30 | 77 | 0 | 69 |
| Nash | 589 | 360 | 29 | 199 | 0 | 1 | 447 | 234 | 21 | 142 | 0 | 50 |
| Wilson | 234 | 136 | 28 | 63 | 0 | 7 | 269 | 156 | 23 | 52 | 0 | 38 |
| District Totals | 1,174 | 687 | 109 | 357 | 0 | 21 | 1,050 | 548 | 74 | 271 | 0 | 157 |
| <u>District 8</u> | | | | | | | | | | | | |
| Greene | 72 | 20 | 12 | 37 | 0 | 3 | 38 | 17 | 2 | 17 | 0 | 2 |
| Lenoir | 358 | 100 | 37 | 195 | 0 | 26 | 257 | 72 | 21 | 114 | 0 | 50 |
| Wayne | 398 | 138 | 78 | 174 | 0 | 8 | 254 | 135 | 27 | 73 | 0 | 19 |
| District Totals | 828 | 258 | 127 | 406 | 0 | 37 | 549 | 224 | 50 | 204 | 0 | 71 |
| <u>District 9</u> | | | | | | | | | | | | |
| Franklin | 86 | 42 | 2 | 37 | 0 | 5 | 223 | 124 | 8 | 72 | 0 | 19 |
| Granville | 124 | 71 | 8 | 35 | 0 | 10 | 146 | 77 | 9 | 45 | 0 | 15 |
| Person | 55 | 20 | 13 | 22 | 0 | 0 | 157 | 80 | 10 | 60 | 0 | 7 |
| Vance | 223 | 109 | 24 | 75 | 0 | 15 | 245 | 110 | 12 | 98 | 0 | 25 |
| Warren | 83 | 38 | 1 | 44 | 0 | 0 | 83 | 42 | 7 | 33 | 0 | 1 |
| District Totals | 571 | 280 | 48 | 213 | 0 | 30 | 854 | 433 | 46 | 308 | 0 | 67 |
| <u>District 10</u> | | | | | | | | | | | | |
| Wake | 1,957 | 935 | 151 | 839 | 0 | 32 | 1,511 | 548 | 48 | 568 | 0 | 347 |

*The data in this disposition category is for the six-month period from January 1, 1979—June 30, 1979. Before January 1, 1979, data on this type of disposition was not available.

MANNER OF DISPOSITION OF CRIMINAL CASES IN THE SUPERIOR COURT

July 1, 1978-June 30, 1979

| | Felonies | | | | | | Misdemeanors | | | | | |
|---------------------|----------------|------------------------|---------------------------|-------------------|-------------------------|-------|----------------|------------------------|---------------------------|-------------------|-------------------------|-------|
| | Total Disposed | Plea of Guilty (Judge) | Plea of Not Guilty (Jury) | Dismissal by D.A. | Speedy* Trial Dismissal | Other | Total Disposed | Plea of Guilty (Judge) | Plea of Not Guilty (Jury) | Dismissal by D.A. | Speedy* Trial Dismissal | Other |
| <u>District 11</u> | | | | | | | | | | | | |
| Harnett | 137 | 68 | 10 | 45 | 0 | 14 | 80 | 19 | 16 | 21 | 0 | 24 |
| Johnston | 208 | 121 | 14 | 60 | 0 | 13 | 166 | 92 | 10 | 37 | 0 | 27 |
| Lee | 31 | 16 | 0 | 14 | 0 | 1 | 208 | 125 | 5 | 63 | 0 | 15 |
| District Totals | 376 | 205 | 24 | 119 | 0 | 28 | 454 | 236 | 31 | 121 | 0 | 66 |
| <u>District 12</u> | | | | | | | | | | | | |
| Cumberland | 765 | 356 | 105 | 204 | 0 | 100 | 550 | 204 | 89 | 158 | 0 | 99 |
| Hoke | 101 | 64 | 3 | 23 | 0 | 11 | 132 | 56 | 24 | 44 | 0 | 8 |
| District Totals | 866 | 420 | 108 | 227 | 0 | 111 | 682 | 260 | 113 | 202 | 0 | 107 |
| <u>District 13</u> | | | | | | | | | | | | |
| Bladen | 92 | 53 | 12 | 20 | 0 | 7 | 79 | 44 | 6 | 25 | 0 | 4 |
| Brunswick | 112 | 53 | 10 | 39 | 0 | 10 | 73 | 30 | 7 | 30 | 0 | 6 |
| Columbus | 333 | 244 | 30 | 44 | 0 | 15 | 225 | 124 | 24 | 48 | 0 | 29 |
| District Totals | 537 | 350 | 52 | 103 | 0 | 32 | 377 | 198 | 37 | 103 | 0 | 39 |
| <u>District 14</u> | | | | | | | | | | | | |
| Durham | 1,091 | 519 | 57 | 489 | 0 | 26 | 398 | 158 | 34 | 96 | 0 | 110 |
| <u>District 15A</u> | | | | | | | | | | | | |
| Alamance | 625 | 267 | 65 | 259 | 0 | 34 | 282 | 157 | 41 | 61 | 1 | 22 |
| <u>District 15B</u> | | | | | | | | | | | | |
| Chatham | 51 | 24 | 6 | 17 | 0 | 4 | 90 | 25 | 11 | 39 | 0 | 15 |
| Orange | 388 | 150 | 17 | 208 | 0 | 13 | 106 | 38 | 12 | 37 | 0 | 19 |
| District Totals | 439 | 174 | 23 | 225 | 0 | 17 | 196 | 63 | 23 | 76 | 0 | 34 |
| <u>District 16</u> | | | | | | | | | | | | |
| Robeson | 604 | 402 | 76 | 98 | 0 | 28 | 463 | 223 | 32 | 68 | 0 | 140 |
| Scotland | 139 | 105 | 5 | 14 | 0 | 15 | 180 | 119 | 2 | 13 | 0 | 46 |
| District Totals | 743 | 507 | 81 | 112 | 0 | 43 | 643 | 342 | 34 | 81 | 0 | 186 |
| <u>District 17</u> | | | | | | | | | | | | |
| Caswell | 24 | 11 | 4 | 6 | 0 | 3 | 57 | 31 | 3 | 9 | 0 | 14 |
| Rockingham | 540 | 379 | 47 | 108 | 0 | 6 | 511 | 274 | 13 | 113 | 0 | 111 |
| Stokes | 77 | 61 | 6 | 6 | 0 | 4 | 108 | 51 | 7 | 12 | 0 | 38 |
| Surry | 281 | 203 | 18 | 51 | 0 | 9 | 543 | 201 | 12 | 86 | 0 | 244 |
| District Totals | 922 | 654 | 75 | 171 | 0 | 22 | 1,219 | 557 | 35 | 220 | 0 | 407 |
| <u>District 18</u> | | | | | | | | | | | | |
| Guilford | | | | | | | | | | | | |
| Greensboro | 1,843 | 1,109 | 89 | 608 | 0 | 37 | 1,216 | 515 | 64 | 443 | 0 | 194 |
| High Point | 541 | 296 | 15 | 215 | 0 | 15 | 270 | 86 | 9 | 149 | 0 | 26 |
| District Totals | 2,384 | 1,405 | 104 | 823 | 0 | 52 | 1,486 | 601 | 73 | 592 | 0 | 220 |
| <u>District 19A</u> | | | | | | | | | | | | |
| Cabarrus | 533 | 338 | 24 | 156 | 0 | 15 | 582 | 267 | 23 | 114 | 1 | 177 |
| Rowan | 449 | 266 | 22 | 146 | 0 | 15 | 389 | 190 | 24 | 99 | 0 | 76 |
| District Totals | 982 | 604 | 46 | 302 | 0 | 30 | 971 | 457 | 47 | 213 | 1 | 253 |
| <u>District 19B</u> | | | | | | | | | | | | |
| Montgomery | 128 | 79 | 5 | 40 | 0 | 4 | 112 | 59 | 7 | 31 | 0 | 15 |
| Randolph | 475 | 235 | 16 | 179 | 0 | 45 | 472 | 214 | 28 | 174 | 0 | 56 |
| District Totals | 603 | 314 | 21 | 219 | 0 | 49 | 584 | 273 | 35 | 205 | 0 | 71 |
| <u>District 20</u> | | | | | | | | | | | | |
| Anson | 221 | 123 | 12 | 78 | 0 | 8 | 137 | 61 | 6 | 47 | 0 | 23 |
| Moore | 335 | 199 | 13 | 113 | 0 | 10 | 269 | 123 | 9 | 89 | 0 | 48 |
| Richmond | 626 | 270 | 12 | 329 | 0 | 15 | 313 | 136 | 15 | 125 | 0 | 37 |
| Stanly | 184 | 90 | 4 | 89 | 0 | 1 | 310 | 180 | 5 | 118 | 0 | 7 |
| Union | 331 | 154 | 27 | 143 | 0 | 7 | 263 | 101 | 10 | 81 | 0 | 71 |
| District Totals | 1,697 | 836 | 68 | 752 | 0 | 41 | 1,292 | 601 | 45 | 460 | 0 | 186 |

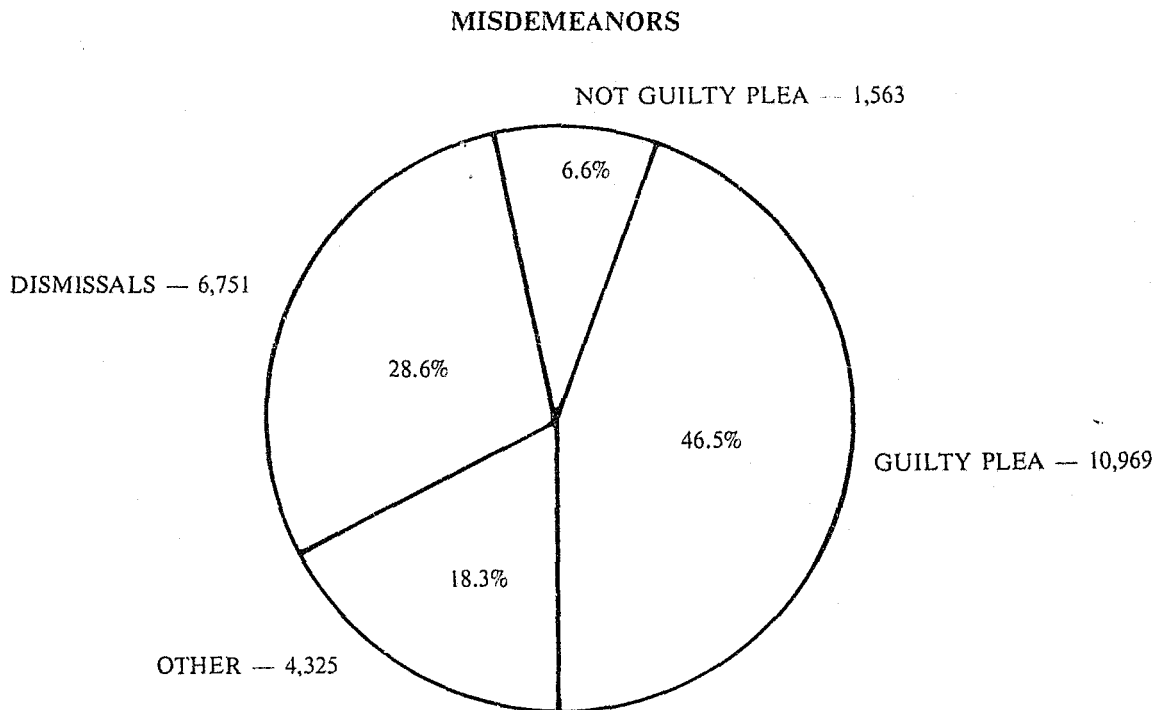
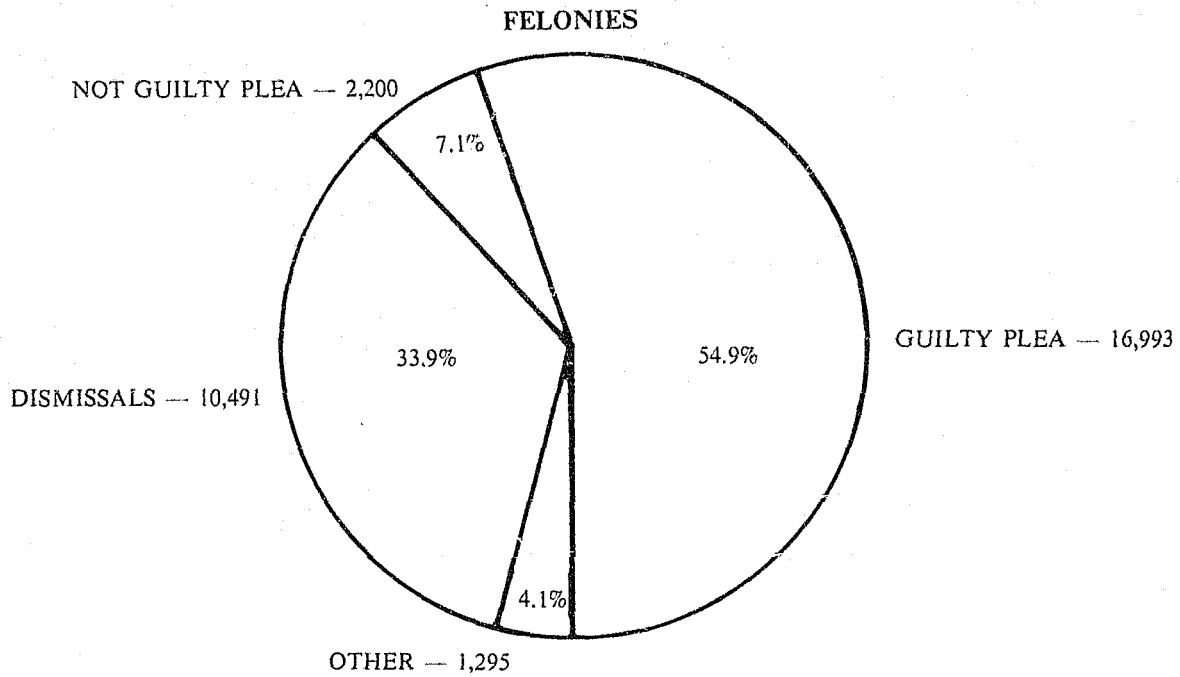
*The data in this disposition category is for the six-month period from January 1, 1979—June 30, 1979. Before January 1, 1979, data on this type of disposition was not available.

**MANNER OF DISPOSITION OF CRIMINAL CASES IN THE
SUPERIOR COURT
July 1, 1978-June 30, 1979**

| | Felonies | | | | | | Misdemeanors | | | | | |
|---------------------|----------------|------------------------|---------------------------|-------------------|-------------------------|-------|----------------|------------------------|---------------------------|-------------------|-------------------------|-------|
| | Total Disposed | Plea of Guilty (Judge) | Plea of Not Guilty (Jury) | Dismissal by D.A. | Speedy* Trial Dismissal | Other | Total Disposed | Plea of Guilty (Judge) | Plea of Not Guilty (Jury) | Dismissal by D.A. | Speedy* Trial Dismissal | Other |
| <u>District 21</u> | | | | | | | | | | | | |
| Forsyth | 1,100 | 874 | 44 | 170 | 0 | 12 | 1,161 | 744 | 36 | 289 | 0 | 92 |
| <u>District 22</u> | | | | | | | | | | | | |
| Alexander | 64 | 52 | 0 | 10 | 0 | 2 | 243 | 75 | 3 | 123 | 0 | 42 |
| Davidson | 262 | 188 | 9 | 37 | 0 | 28 | 368 | 169 | 9 | 71 | 0 | 119 |
| Davie | 91 | 43 | 9 | 19 | 0 | 20 | 50 | 17 | 6 | 5 | 0 | 22 |
| Iredell | 422 | 267 | 25 | 120 | 0 | 10 | 330 | 174 | 15 | 49 | 2 | 90 |
| District Totals | 839 | 550 | 43 | 186 | 0 | 60 | 991 | 435 | 33 | 248 | 2 | 273 |
| <u>District 23</u> | | | | | | | | | | | | |
| Alleghany | 17 | 10 | 1 | 6 | 0 | 0 | 25 | 5 | 3 | 11 | 0 | 6 |
| Ashe | 74 | 62 | 1 | 6 | 0 | 5 | 78 | 30 | 5 | 4 | 0 | 39 |
| Wilkes | 165 | 64 | 24 | 52 | 0 | 25 | 188 | 33 | 24 | 63 | 0 | 68 |
| Yadkin | 72 | 35 | 4 | 22 | 0 | 11 | 133 | 30 | 7 | 39 | 0 | 57 |
| District Totals | 328 | 171 | 30 | 86 | 0 | 41 | 424 | 98 | 39 | 117 | 0 | 170 |
| <u>District 24</u> | | | | | | | | | | | | |
| Avery | 75 | 23 | 4 | 38 | 0 | 10 | 35 | 9 | 1 | 11 | 0 | 14 |
| Madison | 12 | 7 | 4 | 1 | 0 | 0 | 20 | 7 | 4 | 5 | 0 | 4 |
| Mitchell | 24 | 3 | 13 | 5 | 0 | 3 | 17 | 2 | 5 | 3 | 0 | 7 |
| Watauga | 131 | 47 | 5 | 74 | 0 | 5 | 35 | 8 | 1 | 18 | 0 | 8 |
| Yancey | 45 | 18 | 0 | 25 | 0 | 2 | 37 | 16 | 5 | 8 | 0 | 8 |
| District Totals | 287 | 98 | 26 | 143 | 0 | 20 | 144 | 42 | 16 | 45 | 0 | 41 |
| <u>District 25</u> | | | | | | | | | | | | |
| Burke | 297 | 184 | 13 | 68 | 0 | 32 | 208 | 65 | 18 | 77 | 0 | 48 |
| Caldwell | 295 | 156 | 17 | 119 | 0 | 3 | 252 | 110 | 21 | 67 | 0 | 54 |
| Catawba | 790 | 351 | 46 | 367 | 6 | 20 | 429 | 167 | 29 | 123 | 0 | 110 |
| District Totals | 1,382 | 691 | 76 | 554 | 6 | 55 | 889 | 342 | 68 | 267 | 0 | 212 |
| <u>District 26</u> | | | | | | | | | | | | |
| Mecklenburg | 1,854 | 939 | 146 | 741 | 16 | 12 | 1,586 | 889 | 97 | 471 | 0 | 129 |
| <u>District 27A</u> | | | | | | | | | | | | |
| Gaston | 1,162 | 699 | 104 | 299 | 0 | 60 | 353 | 144 | 61 | 77 | 0 | 71 |
| <u>District 27B</u> | | | | | | | | | | | | |
| Cleveland | 390 | 245 | 45 | 83 | 0 | 17 | 137 | 52 | 23 | 30 | 0 | 32 |
| Lincoln | 156 | 105 | 13 | 32 | 0 | 6 | 90 | 43 | 16 | 18 | 0 | 13 |
| District Totals | 546 | 350 | 58 | 115 | 0 | 23 | 227 | 95 | 39 | 48 | 0 | 45 |
| <u>District 28</u> | | | | | | | | | | | | |
| Buncombe | 800 | 429 | 48 | 181 | 0 | 142 | 264 | 108 | 22 | 38 | 0 | 96 |
| <u>District 29</u> | | | | | | | | | | | | |
| Henderson | 259 | 126 | 18 | 104 | 0 | 11 | 96 | 16 | 8 | 37 | 0 | 35 |
| McDowell | 115 | 50 | 16 | 41 | 0 | 9 | 46 | 18 | 9 | 12 | 0 | 7 |
| Polk | 56 | 19 | 11 | 19 | 0 | 7 | 34 | 5 | 11 | 13 | 0 | 5 |
| Rutherford | 229 | 117 | 40 | 64 | 0 | 8 | 148 | 47 | 19 | 52 | 0 | 30 |
| Transylvania | 126 | 50 | 12 | 63 | 0 | 1 | 41 | 7 | 8 | 11 | 0 | 15 |
| District Totals | 786 | 362 | 97 | 291 | 0 | 36 | 365 | 93 | 55 | 125 | 0 | 92 |
| <u>District 30</u> | | | | | | | | | | | | |
| Cherokee | 50 | 34 | 0 | 16 | 0 | 0 | 31 | 21 | 1 | 8 | 0 | 1 |
| Clay | 43 | 15 | 0 | 26 | 0 | 2 | 4 | 1 | 0 | 3 | 0 | 0 |
| Graham | 13 | 9 | 1 | 2 | 0 | 1 | 28 | 17 | 1 | 8 | 0 | 2 |
| Haywood | 58 | 15 | 0 | 37 | 0 | 6 | 402 | 219 | 10 | 153 | 0 | 20 |
| Jackson | 90 | 47 | 3 | 36 | 0 | 4 | 72 | 41 | 1 | 22 | 0 | 8 |
| Macon | 43 | 23 | 1 | 14 | 0 | 5 | 22 | 11 | 1 | 6 | 0 | 4 |
| Swain | 29 | 8 | 2 | 18 | 0 | 1 | 27 | 5 | 3 | 15 | 0 | 4 |
| District Totals | 326 | 151 | 7 | 149 | 0 | 19 | 586 | 315 | 17 | 215 | 0 | 39 |
| STATE TOTALS | 30,979 | 16,993 | 2,200 | 10,468 | 23 | 1,295 | 23,608 | 10,969 | 1,563 | 6,747 | 4 | 4,325 |

*The data in this disposition category is for the six-month period from January 1, 1979--June 30, 1979. Before January 1, 1979, data on this type of disposition was not available.

METHODS OF DISPOSITION OF SUPERIOR COURT CRIMINAL CASES
1978-79



A plea of guilty was the most common method of disposition for superior court criminal cases this year, in 54.9% of all felony and 46.5% of all misdemeanor cases, the defendants pled guilty.

Ages of Felony (Fel) and Misdemeanor (Mis) Cases in the Superior Courts

Ages of Cases Pending 6/30/79 and Ages of Cases Disposed During Fiscal Year 1978-79

| | | Total Pending | Mean Age | Median Age | Ages of Pending Cases (Days) | | | | | Total Disposed | Mean Age | Median Age | Ages of Cases at Disposition (Days) | | | | | % > 365 |
|-------------------|-----|---------------|----------|------------|------------------------------|--------|---------|---------|-------|----------------|----------|------------|-------------------------------------|----------|-----------|-----------|---------|---------|
| | | | | | 0-60 | 61-120 | 121-180 | 181-365 | > 365 | | | | % 0-60 | % 61-120 | % 121-180 | % 181-365 | % > 365 | |
| District 1 | | | | | | | | | | | | | | | | | | |
| Camden | Fel | 12 | 51.3 | 13.0 | 6 | 6 | 0 | 0 | 0 | 58 | 55.9 | 39.2 | 60.4 | 34.5 | 3.4 | 1.7 | 0.0 | |
| | Mis | 5 | 62.8 | 50.8 | 4 | 0 | 0 | 1 | 0 | 18 | 103.0 | 59.0 | 50.0 | 11.1 | 22.2 | 16.7 | 0.0 | |
| Chowan | Fel | 25 | 48.0 | 18.0 | 17 | 4 | 4 | 0 | 0 | 132 | 106.9 | 55.0 | 53.2 | 12.8 | 25.0 | 4.5 | 4.5 | |
| | Mis | 15 | 180.3 | 38.0 | 9 | 1 | 0 | 3 | 2 | 146 | 60.7 | 41.7 | 64.3 | 22.6 | 6.2 | 5.5 | 1.4 | |
| Currituck | Fel | 4 | 355.0 | 141.0 | 0 | 1 | 2 | 0 | 1 | 46 | 86.5 | 87.5 | 41.3 | 39.2 | 6.5 | 13.0 | 0.0 | |
| | Mis | 70 | 68.2 | 37.8 | 47 | 14 | 2 | 6 | 1 | 235 | 89.2 | 55.0 | 52.3 | 20.9 | 6.4 | 17.4 | 3.0 | |
| Dare | Fel | 26 | 171.1 | 190.5 | 3 | 8 | 0 | 14 | 1 | 82 | 53.5 | 19.8 | 69.5 | 17.1 | 6.1 | 6.1 | 1.2 | |
| | Mis | 134 | 161.6 | 47.6 | 78 | 12 | 4 | 16 | 24 | 197 | 111.7 | 81.6 | 41.1 | 24.9 | 13.7 | 15.7 | 4.6 | |
| Gates | Fel | 33 | 105.8 | 90.3 | 0 | 27 | 5 | 1 | 0 | 45 | 86.7 | 66.0 | 35.6 | 28.9 | 26.6 | 8.9 | 0.0 | |
| | Mis | 22 | 60.1 | 40.5 | 14 | 6 | 0 | 2 | 0 | 64 | 143.2 | 90.0 | 35.8 | 21.9 | 14.1 | 20.3 | 7.9 | |
| Pasquotank | Fel | 24 | 72.7 | 50.0 | 14 | 2 | 8 | 0 | 0 | 185 | 74.4 | 40.0 | 62.2 | 21.6 | 8.6 | 6.5 | 1.1 | |
| | Mis | 78 | 55.3 | 34.8 | 56 | 9 | 11 | 1 | 1 | 359 | 69.7 | 61.0 | 49.1 | 32.8 | 13.4 | 3.9 | .8 | |
| Perquimans | Fel | 9 | 29.5 | 16.8 | 8 | 0 | 1 | 0 | 0 | 65 | 99.8 | 92.0 | 43.1 | 20.0 | 24.6 | 12.3 | 0.0 | |
| | Mis | 23 | 117.7 | 44.3 | 12 | 5 | 2 | 3 | 1 | 79 | 84.5 | 56.3 | 53.1 | 26.6 | 11.4 | 7.6 | 1.3 | |
| District Totals | Fel | 133 | 99.1 | 88.8 | 48 | 48 | 20 | 15 | 2 | 613 | 81.4 | 53.7 | 55.4 | 22.0 | 14.2 | 6.9 | 1.5 | |
| | Mis | 347 | 108.9 | 38.9 | 220 | 47 | 19 | 32 | 29 | 1,098 | 86.1 | 60.5 | 49.8 | 26.1 | 11.0 | 10.6 | 2.5 | |
| District 2 | | | | | | | | | | | | | | | | | | |
| Beaufort | Fel | 91 | 135.9 | 115.1 | 22 | 33 | 22 | 9 | 5 | 437 | 108.4 | 83.8 | 38.6 | 40.8 | 4.1 | 13.0 | 3.5 | |
| | Mis | 77 | 146.4 | 80.8 | 30 | 18 | 1 | 21 | 7 | 195 | 144.8 | 105.2 | 17.9 | 41.6 | 10.3 | 25.6 | 4.6 | |
| Hyde | Fel | 47 | 143.6 | 144.8 | 12 | 3 | 23 | 9 | 0 | 13 | 55.3 | 25.0 | 69.2 | 7.7 | 15.4 | 7.7 | 0.0 | |
| | Mis | 19 | 103.0 | 65.3 | 7 | 7 | 1 | 4 | 0 | 43 | 167.1 | 99.1 | 18.6 | 41.8 | 4.7 | 23.3 | 11.6 | |
| Martin | Fel | 65 | 131.6 | 88.9 | 16 | 34 | 0 | 10 | 5 | 63 | 109.2 | 86.0 | 38.1 | 28.6 | 17.4 | 12.7 | 3.2 | |
| | Mis | 39 | 136.5 | 110.5 | 11 | 10 | 10 | 6 | 2 | 68 | 130.3 | 94.5 | 26.3 | 32.4 | 23.6 | 14.7 | 3.0 | |
| Tyrrell | Fel | 9 | 516.0 | 505.5 | 0 | 0 | 0 | 0 | 9 | 2 | 249.5 | 249.5 | 0.0 | 0.0 | 50.0 | 50.0 | 0.0 | |
| | Mis | 27 | 190.0 | 128.0 | 5 | 7 | 6 | 4 | 5 | 32 | 147.8 | 113.0 | 21.7 | 28.2 | 18.8 | 25.0 | 6.3 | |
| Washington | Fel | 21 | 152.3 | 122.0 | 3 | 7 | 8 | 0 | 3 | 58 | 118.1 | 81.5 | 36.3 | 31.0 | 12.1 | 17.2 | 3.4 | |
| | Mis | 31 | 157.3 | 90.7 | 12 | 8 | 3 | 6 | 2 | 60 | 121.6 | 109.0 | 25.0 | 35.0 | 20.0 | 18.3 | 1.7 | |
| District Totals | Fel | 233 | 152.4 | 114.9 | 53 | 77 | 53 | 28 | 22 | 573 | 108.8 | 83.8 | 39.0 | 37.5 | 6.8 | 13.4 | 3.3 | |
| | Mis | 193 | 148.0 | 92.3 | 65 | 50 | 21 | 41 | 16 | 398 | 141.5 | 106.0 | 20.8 | 37.9 | 14.1 | 22.4 | 4.8 | |
| District 3 | | | | | | | | | | | | | | | | | | |
| Carteret | Fel | 119 | 392.3 | 348.0 | 24 | 5 | 14 | 20 | 56 | 155 | 125.5 | 97.6 | 33.5 | 32.3 | 16.8 | 11.6 | 5.8 | |
| | Mis | 78 | 484.1 | 481.0 | 17 | 11 | 3 | 2 | 45 | 102 | 80.8 | 58.0 | 51.0 | 32.4 | 5.9 | 7.8 | 2.9 | |
| Craven | Fel | 101 | 88.6 | 61.2 | 49 | 29 | 9 | 12 | 2 | 615 | 89.7 | 82.7 | 37.0 | 49.8 | 5.0 | 5.4 | 2.8 | |
| | Mis | 75 | 112.9 | 68.2 | 29 | 26 | 7 | 9 | 4 | 400 | 78.7 | 59.1 | 50.3 | 33.1 | 8.1 | 8.0 | .5 | |
| Pamlico | Fel | 8 | 121.7 | 120.0 | 3 | 1 | 3 | 1 | 0 | 67 | 106.5 | 67.1 | 28.3 | 35.8 | 6.0 | 28.4 | 1.5 | |
| | Mis | 21 | 544.8 | 246.0 | 8 | 1 | 0 | 8 | 4 | 55 | 111.3 | 80.2 | 31.0 | 38.2 | 14.5 | 14.5 | 1.8 | |
| Pitt | Fel | 231 | 170.6 | 89.3 | 90 | 42 | 11 | 55 | 33 | 694 | 127.3 | 70.7 | 42.1 | 29.0 | 10.0 | 10.7 | 8.2 | |
| | Mis | 182 | 161.0 | 102.1 | 72 | 33 | 22 | 28 | 27 | 563 | 75.1 | 50.1 | 56.8 | 24.4 | 12.0 | 5.5 | 1.3 | |
| District Totals | Fel | 459 | 209.2 | 108.7 | 166 | 77 | 37 | 88 | 91 | 1,531 | 111.1 | 78.1 | 38.7 | 37.9 | 8.5 | 9.4 | 5.5 | |
| | Mis | 356 | 244.3 | 103.5 | 126 | 71 | 32 | 47 | 80 | 1,120 | 78.7 | 55.8 | 52.7 | 28.8 | 10.2 | 7.1 | 1.2 | |

Ages of Felony (Fel) and Misdemeanor (Mis) Cases in the Superior Courts

Ages of Cases Pending 6/30/79 and Ages of Cases Disposed During Fiscal Year 1978-79

| | | Total Pending | Mean Age | Median Age | Ages of Pending Cases (Days) | | | | | Total Disposed | Mean Age | Median Age | Ages of Cases at Disposition (Days) | | | | |
|-------------------|-----|---------------|----------|------------|------------------------------|--------|---------|---------|-------|----------------|----------|------------|-------------------------------------|----------|-----------|-----------|---------|
| | | | | | 0-60 | 61-120 | 121-180 | 181-365 | > 365 | | | | % 0-60 | % 61-120 | % 121-180 | % 181-365 | % > 365 |
| District 4 | | | | | | | | | | | | | | | | | |
| Duplin | Fel | 73 | 92.4 | 57.7 | 38 | 25 | 3 | 4 | 3 | 189 | 54.3 | 31.5 | 81.4 | 12.7 | 2.6 | 1.1 | 2.2 |
| | Mis | 37 | 136.7 | 58.2 | 20 | 5 | 5 | 3 | 4 | 68 | 61.9 | 43.5 | 72.0 | 19.2 | 7.3 | 0.0 | 1.5 |
| Jones | Fel | 9 | 61.6 | 64.0 | 4 | 4 | 1 | 0 | 0 | 76 | 26.3 | 17.5 | 97.4 | 1.3 | 0.0 | 0.0 | 1.3 |
| | Mis | 5 | 71.0 | 55.2 | 4 | 0 | 1 | 0 | 0 | 27 | 87.1 | 74.3 | 33.4 | 59.2 | 0.0 | 7.4 | 0.0 |
| Onslow | Fel | 179 | 52.5 | 38.7 | 129 | 37 | 7 | 6 | 0 | 1,014 | 55.6 | 47.3 | 66.7 | 26.7 | 3.4 | 3.2 | 0.0 |
| | Mis | 39 | 59.6 | 29.1 | 32 | 2 | 4 | 0 | 1 | 228 | 51.1 | 38.0 | 72.0 | 19.7 | 6.5 | 1.8 | 0.0 |
| Sampson | Fel | 69 | 127.4 | 67.6 | 31 | 13 | 17 | 4 | 4 | 189 | 38.3 | 27.8 | 83.6 | 14.8 | 1.6 | 0.0 | 0.0 |
| | Mis | 36 | 356.9 | 79.9 | 9 | 11 | 0 | 1 | 15 | 142 | 51.5 | 32.6 | 70.4 | 22.6 | 3.5 | 2.8 | .7 |
| District Totals | Fel | 330 | 77.2 | 47.0 | 202 | 79 | 28 | 14 | 7 | 1,468 | 51.7 | 42.9 | 72.4 | 22.1 | 2.9 | 2.3 | .3 |
| | Mis | 117 | 175.9 | 53.7 | 65 | 18 | 10 | 4 | 20 | 465 | 54.9 | 38.1 | 69.2 | 22.8 | 5.4 | 2.2 | .4 |
| District 5 | | | | | | | | | | | | | | | | | |
| New Hanover | Fel | 401 | 90.4 | 37.3 | 239 | 81 | 61 | 7 | 13 | 1,227 | 73.9 | 48.1 | 58.1 | 24.9 | 7.4 | 7.9 | 1.7 |
| | Mis | 131 | 351.3 | 59.2 | 66 | 9 | 21 | 5 | 30 | 540 | 66.2 | 41.7 | 71.9 | 16.0 | 3.9 | 5.4 | 2.8 |
| Pender | Fel | 95 | 468.6 | 393.7 | 10 | 19 | 10 | 4 | 52 | 79 | 93.1 | 74.0 | 40.5 | 32.9 | 7.6 | 17.7 | 1.3 |
| | Mis | 46 | 263.0 | 107.5 | 19 | 4 | 3 | 6 | 14 | 79 | 131.1 | 91.0 | 27.9 | 34.2 | 17.7 | 13.9 | 6.3 |
| District Totals | Fel | 496 | 162.8 | 59.0 | 249 | 100 | 71 | 11 | 65 | 1,306 | 75.1 | 49.2 | 57.1 | 25.3 | 7.4 | 8.5 | 1.7 |
| | Mis | 177 | 328.4 | 70.7 | 85 | 13 | 24 | 11 | 44 | 619 | 74.5 | 45.0 | 66.5 | 18.2 | 5.6 | 6.5 | 3.2 |
| District 6 | | | | | | | | | | | | | | | | | |
| Bertie | Fel | 11 | 449.1 | 427.6 | 0 | 0 | 0 | 0 | 11 | 3 | 138.0 | 135.5 | 0.0 | 0.0 | 100.0 | 0.0 | 0.0 |
| | Mis | 63 | 153.9 | 110.7 | 18 | 15 | 16 | 8 | 6 | 90 | 114.8 | 90.9 | 33.4 | 30.0 | 20.0 | 12.2 | 4.4 |
| Halifax | Fel | 240 | 188.9 | 122.8 | 30 | 51 | 104 | 35 | 20 | 166 | 98.1 | 48.8 | 62.2 | 16.2 | 10.8 | 6.0 | 4.8 |
| | Mis | 103 | 305.1 | 215.3 | 7 | 21 | 12 | 39 | 24 | 118 | 107.7 | 61.2 | 46.7 | 24.6 | 8.5 | 18.6 | 1.6 |
| Hertford | Fel | 26 | 684.5 | 659.6 | 0 | 1 | 1 | 7 | 17 | 65 | 157.8 | 75.2 | 33.9 | 35.3 | 7.7 | 7.7 | 15.4 |
| | Mis | 86 | 216.8 | 113.5 | 30 | 13 | 11 | 17 | 15 | 118 | 118.9 | 74.5 | 33.9 | 41.5 | 10.2 | 8.5 | 5.9 |
| Northampton | Fel | 42 | 163.6 | 103.3 | 1 | 23 | 3 | 14 | 1 | 49 | 159.4 | 38.4 | 61.3 | 16.3 | 14.3 | 2.0 | 6.1 |
| | Mis | 47 | 182.7 | 142.5 | 15 | 3 | 15 | 7 | 7 | 44 | 321.5 | 196.0 | 4.6 | 27.3 | 4.5 | 47.7 | 15.9 |
| District Totals | Fel | 319 | 234.9 | 122.9 | 31 | 75 | 108 | 56 | 49 | 283 | 122.9 | 50.0 | 54.7 | 20.5 | 11.7 | 5.7 | 7.4 |
| | Mis | 299 | 228.6 | 151.7 | 70 | 52 | 54 | 71 | 52 | 370 | 138.4 | 81.8 | 34.4 | 31.6 | 11.3 | 17.3 | 5.4 |
| District 7 | | | | | | | | | | | | | | | | | |
| Edgecombe | Fel | 66 | 81.8 | 72.6 | 32 | 11 | 18 | 3 | 2 | 351 | 103.6 | 66.6 | 45.9 | 25.1 | 19.1 | 7.1 | 2.8 |
| | Mis | 66 | 70.7 | 37.3 | 36 | 20 | 4 | 6 | 0 | 334 | 119.2 | 66.0 | 48.1 | 16.5 | 14.7 | 14.4 | 6.3 |
| Nash | Fel | 147 | 124.9 | 65.7 | 73 | 37 | 10 | 12 | 15 | 589 | 109.9 | 55.7 | 55.6 | 28.1 | 7.3 | 5.8 | 3.2 |
| | Mis | 132 | 197.1 | 60.5 | 62 | 24 | 3 | 12 | 31 | 447 | 126.4 | 62.8 | 46.3 | 26.4 | 8.5 | 11.2 | 7.6 |
| Wilson | Fel | 233 | 329.1 | 133.6 | 64 | 44 | 38 | 30 | 57 | 234 | 99.6 | 69.9 | 46.1 | 30.3 | 9.9 | 9.0 | 4.7 |
| | Mis | 187 | 244.1 | 157.2 | 56 | 29 | 18 | 26 | 58 | 269 | 82.7 | 58.0 | 51.0 | 28.3 | 8.5 | 10.0 | 2.2 |
| District Totals | Fel | 446 | 225.2 | 92.7 | 169 | 92 | 66 | 45 | 74 | 1,174 | 106.0 | 58.3 | 50.9 | 27.6 | 11.3 | 6.8 | 3.4 |
| | Mis | 385 | 198.2 | 79.4 | 154 | 73 | 25 | 44 | 89 | 1,050 | 112.9 | 62.2 | 48.1 | 23.7 | 10.5 | 11.9 | 5.8 |

Ages of Felony (Fel) and Misdemeanor (Mis) Cases in the Superior Courts

Ages of Cases Pending 6/30/79 and Ages of Cases Disposed During Fiscal Year 1978-79

| | | Ages of Pending Cases (Days) | | | | | | | Ages of Cases at Disposition (Days) | | | | | | | | |
|--------------------|-----|------------------------------|----------|------------|------|--------|---------|---------|-------------------------------------|----------------|----------|------------|--------|----------|-----------|-----------|---------|
| | | Total Pending | Mean Age | Median Age | 0-60 | 61-120 | 121-180 | 181-365 | > 365 | Total Disposed | Mean Age | Median Age | % 0-60 | % 61-120 | % 121-180 | % 181-365 | % > 365 |
| District 8 | | | | | | | | | | | | | | | | | |
| Greene | Fel | 27 | 141.2 | 133.0 | 5 | 6 | 9 | 6 | 1 | 72 | 119.5 | 96.6 | 23.6 | 40.3 | 23.6 | 8.3 | 4.2 |
| | Mis | 16 | 150.1 | 65.1 | 4 | 10 | 1 | 0 | 1 | 38 | 129.1 | 83.0 | 31.4 | 34.3 | 15.8 | 13.2 | 5.3 |
| Lenoir | Fel | 40 | 85.0 | 71.4 | 17 | 16 | 5 | 2 | 0 | 358 | 67.0 | 55.7 | 52.5 | 38.6 | 3.3 | 5.0 | .6 |
| | Mis | 39 | 39.2 | 17.7 | 30 | 4 | 5 | 0 | 0 | 257 | 55.8 | 42.0 | 64.9 | 26.5 | 5.1 | 3.1 | .4 |
| Wayne | Fel | 146 | 126.8 | 67.7 | 71 | 21 | 13 | 34 | 7 | 398 | 73.7 | 43.9 | 59.4 | 27.7 | 5.6 | 6.5 | .8 |
| | Mis | 44 | 130.5 | 90.5 | 14 | 12 | 6 | 10 | 2 | 254 | 59.1 | 40.0 | 71.1 | 21.3 | 4.0 | 2.4 | 1.2 |
| District Totals | Fel | 213 | 120.8 | 71.7 | 93 | 43 | 27 | 42 | 8 | 828 | 74.8 | 54.3 | 53.4 | 33.5 | 6.1 | 6.0 | 1.0 |
| | Mis | 99 | 97.7 | 73.6 | 48 | 26 | 12 | 10 | 3 | 549 | 62.4 | 42.2 | 65.5 | 24.6 | 5.3 | 3.5 | 1.1 |
| District 9 | | | | | | | | | | | | | | | | | |
| Franklin | Fel | 109 | 179.6 | 138.0 | 32 | 22 | 17 | 30 | 8 | 86 | 135.8 | 94.3 | 26.6 | 38.4 | 7.0 | 23.3 | 4.7 |
| | Mis | 127 | 212.8 | 201.5 | 20 | 22 | 18 | 53 | 14 | 223 | 227.2 | 159.7 | 9.9 | 28.7 | 17.5 | 27.8 | 16.1 |
| Granville | Fel | 50 | 325.2 | 205.4 | 9 | 6 | 6 | 15 | 14 | 124 | 320.4 | 154.5 | 24.8 | 17.8 | 16.2 | 21.8 | 19.4 |
| | Mis | 72 | 225.5 | 94.0 | 26 | 13 | 8 | 8 | 17 | 146 | 270.0 | 167.5 | 6.8 | 21.2 | 24.7 | 24.7 | 22.6 |
| Person | Fel | 50 | 237.7 | 115.5 | 15 | 10 | 5 | 6 | 14 | 55 | 164.2 | 90.0 | 21.9 | 30.9 | 10.9 | 34.5 | 1.8 |
| | Mis | 130 | 214.9 | 198.0 | 33 | 24 | 6 | 38 | 29 | 157 | 133.7 | 85.3 | 38.8 | 28.7 | 14.0 | 9.6 | 8.9 |
| Vance | Fel | 111 | 127.5 | 123.7 | 33 | 21 | 29 | 26 | 2 | 223 | 120.2 | 83.0 | 28.5 | 41.2 | 13.4 | 15.2 | 1.7 |
| | Mis | 79 | 200.5 | 107.3 | 19 | 22 | 7 | 21 | 10 | 245 | 178.9 | 140.6 | 16.8 | 26.5 | 24.1 | 20.4 | 12.2 |
| Warren | Fel | 52 | 299.8 | 173.0 | 18 | 4 | 4 | 11 | 15 | 83 | 345.7 | 258.4 | 5.0 | 9.6 | 19.2 | 30.1 | 36.1 |
| | Mis | 57 | 221.3 | 159.2 | 8 | 8 | 23 | 11 | 7 | 83 | 241.5 | 170.3 | 7.2 | 21.7 | 21.7 | 21.7 | 27.7 |
| District Totals | Fel | 372 | 208.2 | 130.2 | 107 | 63 | 61 | 88 | 53 | 571 | 203.1 | 107.8 | 23.2 | 30.1 | 13.7 | 21.9 | 11.1 |
| | Mis | 465 | 214.3 | 159.2 | 106 | 89 | 62 | 131 | 77 | 854 | 204.9 | 145.5 | 16.3 | 26.1 | 20.4 | 21.2 | 16.0 |
| District 10 | | | | | | | | | | | | | | | | | |
| Wake | Fel | 1,097 | 261.6 | 136.3 | 218 | 288 | 111 | 137 | 343 | 1,957 | 126.2 | 82.7 | 33.0 | 31.9 | 11.0 | 18.8 | 5.3 |
| | Mis | 577 | 154.0 | 61.0 | 280 | 95 | 44 | 83 | 75 | 1,511 | 65.6 | 39.2 | 66.0 | 17.8 | 8.0 | 6.5 | 1.7 |
| District 11 | | | | | | | | | | | | | | | | | |
| Harnett | Fel | 56 | 121.2 | 108.9 | 12 | 36 | 2 | 4 | 2 | 137 | 255.5 | 51.0 | 54.1 | 18.2 | 5.1 | 6.6 | 16.0 |
| | Mis | 19 | 157.3 | 120.6 | 4 | 5 | 7 | 2 | 1 | 80 | 104.7 | 36.0 | 61.0 | 26.3 | 2.6 | 5.0 | 5.1 |
| Johnston | Fel | 78 | 205.6 | 149.0 | 17 | 13 | 24 | 5 | 19 | 208 | 68.3 | 33.8 | 67.3 | 17.3 | 4.3 | 10.1 | 1.0 |
| | Mis | 68 | 111.7 | 64.5 | 28 | 19 | 14 | 1 | 6 | 166 | 54.8 | 35.0 | 67.5 | 20.5 | 9.0 | 2.4 | .6 |
| Lee | Fel | 13 | 404.6 | 485.0 | 2 | 0 | 0 | 0 | 11 | 31 | 277.0 | 142.0 | 35.5 | 6.5 | 9.7 | 16.1 | 32.2 |
| | Mis | 138 | 104.2 | 88.5 | 50 | 45 | 26 | 15 | 2 | 208 | 64.8 | 54.6 | 56.6 | 32.3 | 9.6 | .5 | 1.0 |
| District Totals | Fel | 147 | 191.1 | 109.3 | 31 | 49 | 26 | 9 | 32 | 376 | 153.7 | 41.3 | 59.8 | 16.7 | 5.1 | 9.3 | 9.1 |
| | Mis | 225 | 110.9 | 88.0 | 82 | 39 | 47 | 18 | 9 | 454 | 68.2 | 47.8 | 61.4 | 26.9 | 8.1 | 2.0 | 1.6 |
| District 12 | | | | | | | | | | | | | | | | | |
| Cumberland | Fel | 215 | 162.9 | 96.1 | 66 | 64 | 35 | 29 | 21 | 765 | 156.2 | 105.3 | 26.6 | 31.0 | 14.3 | 19.0 | 9.1 |
| | Mis | 175 | 77.3 | 54.2 | 114 | 23 | 23 | 15 | 0 | 550 | 98.5 | 63.0 | 47.3 | 27.5 | 7.9 | 15.1 | 2.2 |
| Hoke | Fel | 37 | 319.1 | 114.0 | 5 | 14 | 2 | 2 | 14 | 101 | 107.5 | 65.2 | 47.5 | 31.7 | 9.9 | 7.9 | 3.0 |
| | Mis | 61 | 168.2 | 189.7 | 10 | 6 | 9 | 33 | 3 | 132 | 179.5 | 130.5 | 23.4 | 21.2 | 23.5 | 16.7 | 15.2 |
| District Totals | Fel | 252 | 185.9 | 96.2 | 71 | 78 | 37 | 31 | 35 | 866 | 150.5 | 98.9 | 28.8 | 31.1 | 13.9 | 17.7 | 8.5 |
| | Mis | 236 | 100.8 | 57.1 | 124 | 29 | 32 | 48 | 3 | 682 | 114.2 | 74.0 | 42.9 | 26.2 | 10.9 | 15.4 | 4.6 |

Ages of Felony (Fel) and Misdemeanor (Mis) Cases in the Superior Courts

Ages of Cases Pending 6/30/79 and Ages of Cases Disposed During Fiscal Year 1978-79

| | | Ages of Pending Cases (Days) | | | | | | | | Ages of Cases at Disposition (Days) | | | | | | | |
|---------------------|-----|------------------------------|----------|------------|------|--------|---------|---------|-------|-------------------------------------|----------|------------|--------|----------|-----------|-----------|---------|
| | | Total Pending | Mean Age | Median Age | 0-60 | 61-120 | 121-180 | 181-365 | > 365 | Total Disposed | Mean Age | Median Age | % 0-60 | % 61-120 | % 121-180 | % 181-365 | % > 365 |
| <u>District 13</u> | | | | | | | | | | | | | | | | | |
| Bladen | Fel | 50 | 99.7 | 94.0 | 12 | 25 | 5 | 8 | 0 | 92 | 113.8 | 98.0 | 22.8 | 42.4 | 17.4 | 14.1 | 3.3 |
| | Mis | 53 | 53.5 | 19.2 | 33 | 17 | 0 | 3 | 0 | 79 | 148.3 | 104.0 | 13.9 | 39.2 | 20.3 | 17.7 | 8.9 |
| Brunswick | Fel | 117 | 98.5 | 108.7 | 12 | 99 | 5 | 1 | 0 | 112 | 81.8 | 59.5 | 49.9 | 33.9 | 8.1 | 4.5 | 3.6 |
| | Mis | 22 | 111.1 | 86.5 | 6 | 11 | 2 | 3 | 0 | 73 | 65.5 | 48.0 | 64.4 | 23.3 | 8.2 | 2.7 | 1.4 |
| Columbus | Fel | 57 | 118.4 | 102.6 | 17 | 22 | 10 | 6 | 2 | 333 | 134.5 | 106.0 | 17.8 | 57.3 | 12.6 | 6.9 | 5.4 |
| | Mis | 56 | 332.2 | 165.5 | 17 | 7 | 5 | 4 | 23 | 225 | 111.7 | 64.0 | 44.3 | 32.9 | 10.7 | 6.7 | 5.4 |
| District Totals | Fel | 224 | 103.8 | 103.2 | 41 | 146 | 20 | 15 | 2 | 537 | 119.9 | 94.5 | 25.4 | 49.9 | 12.5 | 7.6 | 4.6 |
| | Mis | 131 | 182.3 | 86.2 | 56 | 35 | 7 | 10 | 23 | 377 | 110.4 | 68.7 | 41.9 | 32.4 | 12.2 | 8.2 | 5.3 |
| <u>District 14</u> | | | | | | | | | | | | | | | | | |
| Durham | Fel | 277 | 118.6 | 82.0 | 118 | 81 | 37 | 28 | 13 | 1,091 | 89.9 | 75.0 | 41.3 | 37.9 | 12.3 | 6.4 | 2.1 |
| | Mis | 83 | 100.0 | 67.4 | 37 | 26 | 7 | 10 | 3 | 398 | 95.1 | 63.5 | 48.4 | 26.7 | 12.6 | 6.8 | 5.5 |
| <u>District 15A</u> | | | | | | | | | | | | | | | | | |
| Alamance | Fel | 275 | 159.2 | 61.1 | 77 | 118 | 12 | 38 | 30 | 625 | 196.7 | 147.8 | 17.4 | 20.8 | 22.1 | 32.5 | 7.2 |
| | Mis | 127 | 88.7 | 67.5 | 52 | 51 | 12 | 9 | 3 | 282 | 114.6 | 76.8 | 33.2 | 40.8 | 12.8 | 9.6 | 3.6 |
| <u>District 15B</u> | | | | | | | | | | | | | | | | | |
| Chatham | Fel | 39 | 329.4 | 561.1 | 16 | 0 | 0 | 0 | 23 | 51 | 95.5 | 66.6 | 43.1 | 29.4 | 23.5 | 2.0 | 2.0 |
| | Mis | 7 | 170.8 | 52.0 | 4 | 0 | 0 | 2 | 1 | 90 | 193.0 | 154.5 | 28.9 | 20.0 | 10.0 | 25.6 | 15.5 |
| Orange | Fel | 106 | 98.3 | 43.0 | 69 | 10 | 11 | 10 | 6 | 388 | 98.4 | 61.0 | 46.0 | 35.3 | 10.8 | 2.8 | 5.1 |
| | Mis | 27 | 99.0 | 72.0 | 12 | 9 | 0 | 6 | 0 | 106 | 88.9 | 54.5 | 54.6 | 29.3 | 6.6 | 5.7 | 3.8 |
| District Totals | Fel | 145 | 160.4 | 43.4 | 85 | 10 | 11 | 10 | 29 | 439 | 98.0 | 61.2 | 45.5 | 34.7 | 12.3 | 2.7 | 4.8 |
| | Mis | 34 | 113.7 | 65.5 | 16 | 9 | 0 | 8 | 1 | 196 | 136.7 | 69.5 | 42.8 | 25.0 | 8.2 | 14.8 | 9.2 |
| <u>District 16</u> | | | | | | | | | | | | | | | | | |
| Robeson | Fel | 219 | 98.0 | 95.3 | 69 | 108 | 28 | 9 | 5 | 604 | 213.5 | 114.5 | 38.0 | 12.6 | 7.0 | 22.5 | 19.9 |
| | Mis | 202 | 76.5 | 57.7 | 110 | 59 | 19 | 12 | 2 | 463 | 129.5 | 83.1 | 41.8 | 25.9 | 11.7 | 12.1 | 8.5 |
| Scotland | Fel | 191 | 204.8 | 158.6 | 35 | 32 | 82 | 23 | 19 | 139 | 187.1 | 91.3 | 33.2 | 31.6 | 12.9 | 7.9 | 14.4 |
| | Mis | 85 | 215.1 | 123.5 | 21 | 20 | 8 | 19 | 18 | 180 | 135.5 | 176.5 | 26.1 | 12.2 | 37.8 | 23.3 | .6 |
| District Totals | Fel | 410 | 147.8 | 107.6 | 104 | 140 | 110 | 32 | 24 | 743 | 208.6 | 104.0 | 37.1 | 16.2 | 8.0 | 19.8 | 18.9 |
| | Mis | 288 | 117.9 | 85.8 | 131 | 79 | 27 | 31 | 20 | 643 | 131.2 | 98.6 | 37.6 | 22.1 | 18.9 | 15.2 | 6.2 |
| <u>District 17</u> | | | | | | | | | | | | | | | | | |
| Caswell | Fel | 36 | 137.8 | 140.5 | 9 | 8 | 12 | 6 | 1 | 24 | 353.6 | 227.1 | 16.6 | 25.0 | 0.0 | 16.7 | 41.7 |
| | Mis | 40 | 62.2 | 27.8 | 27 | 8 | 3 | 1 | 1 | 57 | 95.5 | 40.7 | 54.4 | 19.3 | 10.5 | 12.3 | 3.5 |
| Rockingham | Fel | 155 | 129.5 | 67.3 | 57 | 34 | 17 | 38 | 9 | 540 | 139.5 | 73.1 | 46.0 | 23.7 | 5.4 | 15.0 | 9.9 |
| | Mis | 213 | 54.1 | 3.4 | 136 | 45 | 19 | 5 | 8 | 511 | 85.7 | 64.6 | 49.1 | 26.4 | 12.0 | 11.5 | 1.0 |
| Stokes | Fel | 18 | 216.3 | 46.1 | 10 | 2 | 2 | 0 | 4 | 77 | 178.3 | 99.2 | 22.0 | 32.5 | 15.6 | 16.9 | 13.0 |
| | Mis | 25 | 97.1 | 46.0 | 16 | 3 | 4 | 1 | 1 | 108 | 137.8 | 106.5 | 26.8 | 24.1 | 22.2 | 24.1 | 2.8 |
| Surry | Fel | 108 | 104.1 | 72.3 | 33 | 42 | 21 | 11 | 1 | 281 | 149.8 | 100.2 | 28.4 | 29.2 | 24.2 | 9.3 | 8.9 |
| | Mis | 275 | 90.6 | 67.1 | 118 | 85 | 46 | 21 | 5 | 543 | 117.9 | 77.0 | 42.0 | 29.5 | 10.2 | 10.5 | 7.8 |
| District Totals | Fel | 317 | 126.7 | 71.9 | 109 | 86 | 52 | 55 | 15 | 922 | 151.5 | 85.5 | 38.1 | 26.1 | 11.8 | 13.4 | 10.6 |
| | Mis | 553 | 74.8 | 45.0 | 297 | 141 | 72 | 28 | 15 | 1,219 | 105.1 | 74.2 | 44.4 | 27.2 | 12.0 | 12.2 | 4.2 |

Ages of Felony (Fel) and Misdemeanor (Mis) Cases in the Superior Courts

Ages of Cases Pending 6/30/79 and Ages of Cases Disposed During Fiscal Year 1978-79

| | | Total Pending | Mean Age | Median Age | Ages of Pending Cases (Days) | | | | | Total Disposed | Mean Age | Median Age | Ages of Cases at Disposition (Days) | | | | | % > 365 |
|---------------------|-----|---------------|----------|------------|------------------------------|--------|---------|---------|-------|----------------|----------|------------|-------------------------------------|----------|-----------|-----------|------|---------|
| | | | | | 0-60 | 61-120 | 121-180 | 181-365 | > 365 | | | | % 0-60 | % 61-120 | % 121-180 | % 181-365 | | |
| <u>District 18</u> | | | | | | | | | | | | | | | | | | |
| Guilford | Fel | 693 | 156.4 | 78.7 | 292 | 123 | 79 | 134 | 65 | 1,843 | 225.0 | 106.2 | 23.0 | 31.7 | 13.2 | 10.8 | 21.3 | |
| | Mis | 200 | 198.2 | 193.5 | 63 | 27 | 7 | 77 | 26 | 1,216 | 190.3 | 77.3 | 40.5 | 27.0 | 5.1 | 8.6 | 18.8 | |
| High Point | Fel | 274 | 244.5 | 296.5 | 79 | 33 | 17 | 107 | 38 | 541 | 226.3 | 104.0 | 23.8 | 30.8 | 14.5 | 14.2 | 16.7 | |
| | Mis | 52 | 234.3 | 51.0 | 26 | 3 | 3 | 4 | 16 | 270 | 340.9 | 112.5 | 28.5 | 22.6 | 9.2 | 10.0 | 29.7 | |
| District Totals | Fel | 967 | 181.3 | 95.5 | 371 | 156 | 96 | 241 | 103 | 2,384 | 225.3 | 106.1 | 23.3 | 31.5 | 13.4 | 11.6 | 20.2 | |
| | Mis | 252 | 205.6 | 155.5 | 89 | 30 | 10 | 81 | 42 | 1,486 | 217.6 | 82.1 | 38.3 | 26.2 | 5.8 | 8.9 | 20.8 | |
| <u>District 19A</u> | | | | | | | | | | | | | | | | | | |
| Cabarrus | Fel | 130 | 172.8 | 65.0 | 63 | 13 | 15 | 26 | 13 | 533 | 82.9 | 67.2 | 45.7 | 34.7 | 9.4 | 9.6 | .6 | |
| | Mis | 215 | 207.3 | 68.0 | 98 | 20 | 25 | 32 | 40 | 582 | 103.5 | 85.3 | 30.9 | 43.1 | 13.8 | 10.8 | 1.4 | |
| Rowan | Fel | 118 | 253.1 | 58.5 | 59 | 12 | 13 | 10 | 24 | 449 | 89.9 | 56.3 | 50.9 | 32.3 | 6.2 | 8.0 | 2.6 | |
| | Mis | 93 | 208.4 | 57.0 | 49 | 9 | 7 | 18 | 10 | 389 | 103.9 | 61.0 | 49.5 | 24.7 | 11.3 | 12.1 | 2.3 | |
| District Totals | Fel | 248 | 211.0 | 65.0 | 122 | 25 | 28 | 36 | 37 | 982 | 86.1 | 63.0 | 48.1 | 33.6 | 7.9 | 8.9 | 1.5 | |
| | Mis | 308 | 207.6 | 65.2 | 147 | 29 | 32 | 50 | 50 | 971 | 103.7 | 78.1 | 38.6 | 35.7 | 12.7 | 11.3 | 1.7 | |
| <u>District 19B</u> | | | | | | | | | | | | | | | | | | |
| Montgomery | Fel | 63 | 157.6 | 49.6 | 41 | 4 | 3 | 0 | 15 | 128 | 78.6 | 40.6 | 69.6 | 8.6 | 10.9 | 8.6 | 2.3 | |
| | Mis | 68 | 737.1 | 290.5 | 29 | 1 | 1 | 4 | 33 | 112 | 77.6 | 42.5 | 62.4 | 17.0 | 15.2 | 4.5 | .9 | |
| Randolph | Fel | 89 | 121.7 | 51.6 | 47 | 9 | 14 | 8 | 11 | 475 | 190.9 | 150.7 | 19.8 | 19.1 | 29.7 | 18.9 | 12.5 | |
| | Mis | 188 | 77.8 | 51.8 | 106 | 51 | 19 | 7 | 5 | 472 | 213.2 | 162.5 | 24.2 | 16.1 | 13.0 | 28.0 | 18.7 | |
| District Totals | Fel | 152 | 136.6 | 49.6 | 88 | 13 | 17 | 8 | 26 | 603 | 167.1 | 132.7 | 30.4 | 16.9 | 25.7 | 16.7 | 10.3 | |
| | Mis | 256 | 253.0 | 52.1 | 135 | 52 | 20 | 11 | 38 | 584 | 187.2 | 133.5 | 31.6 | 16.3 | 13.4 | 23.5 | 15.2 | |
| <u>District 20</u> | | | | | | | | | | | | | | | | | | |
| Anson | Fel | 32 | 312.2 | 94.5 | 12 | 4 | 6 | 5 | 5 | 221 | 107.7 | 42.8 | 57.1 | 16.7 | 16.7 | .9 | 8.6 | |
| | Mis | 43 | 63.5 | 17.0 | 37 | 1 | 2 | 1 | 2 | 137 | 99.3 | 60.0 | 48.9 | 34.3 | 9.5 | 4.4 | 2.9 | |
| Moore | Fel | 179 | 165.2 | 30.0 | 132 | 7 | 6 | 5 | 29 | 335 | 135.2 | 63.3 | 45.6 | 27.2 | 7.2 | 13.7 | 6.3 | |
| | Mis | 76 | 259.2 | 156.1 | 28 | 7 | 8 | 9 | 24 | 269 | 91.6 | 67.6 | 44.6 | 29.0 | 16.0 | 8.9 | 1.5 | |
| Richmond | Fel | 195 | 100.3 | 45.8 | 134 | 27 | 10 | 6 | 18 | 626 | 66.3 | 34.3 | 64.4 | 20.9 | 7.8 | 5.8 | 1.1 | |
| | Mis | 105 | 149.6 | 59.2 | 53 | 30 | 1 | 12 | 9 | 313 | 104.5 | 71.2 | 36.8 | 38.0 | 8.6 | 13.7 | 2.9 | |
| Stanly | Fel | 26 | 257.1 | 86.8 | 9 | 8 | 0 | 0 | 9 | 184 | 151.6 | 98.5 | 19.6 | 32.6 | 25.0 | 19.0 | 3.8 | |
| | Mis | 80 | 170.5 | 104.5 | 13 | 32 | 19 | 11 | 5 | 310 | 119.4 | 84.8 | 33.0 | 35.5 | 16.1 | 10.0 | 5.4 | |
| Union | Fel | 183 | 161.4 | 101.6 | 55 | 49 | 18 | 45 | 16 | 331 | 53.1 | 38.2 | 75.9 | 18.1 | 3.3 | .6 | 2.1 | |
| | Mis | 67 | 88.4 | 40.3 | 43 | 7 | 8 | 7 | 2 | 263 | 65.9 | 36.6 | 70.0 | 17.5 | 5.7 | 4.9 | 1.9 | |
| District Totals | Fel | 615 | 155.0 | 53.0 | 342 | 95 | 40 | 61 | 77 | 1,697 | 92.0 | 48.1 | 57.1 | 22.4 | 9.8 | 7.1 | 3.6 | |
| | Mis | 371 | 155.5 | 68.7 | 174 | 77 | 38 | 40 | 42 | 1,292 | 97.0 | 67.3 | 45.4 | 31.0 | 11.5 | 9.1 | 3.0 | |
| <u>District 21</u> | | | | | | | | | | | | | | | | | | |
| Forsyth | Fel | 231 | 66.5 | 65.9 | 103 | 102 | 19 | 3 | 4 | 1,100 | 70.9 | 42.8 | 65.2 | 21.4 | 5.7 | 6.5 | 1.2 | |
| | Mis | 289 | 49.2 | 39.8 | 192 | 73 | 22 | 2 | 0 | 1,161 | 63.5 | 44.4 | 68.2 | 18.4 | 7.6 | 5.3 | .5 | |

Ages of Felony (Fel) and Misdemeanor (Mis) Cases in the Superior Courts

Ages of Cases Pending 6/30/79 and Ages of Cases Disposed During Fiscal Year 1978-79

| | | Ages of Pending Cases (Days) | | | | | | | Ages of Cases at Disposition (Days) | | | | | | | | |
|--------------------|-----|------------------------------|----------|------------|------|--------|---------|---------|-------------------------------------|----------------|----------|------------|--------|----------|-----------|-----------|---------|
| | | Total Pending | Mean Age | Median Age | 0-60 | 61-120 | 121-180 | 181-365 | > 365 | Total Disposed | Mean Age | Median Age | % 0-60 | % 61-120 | % 121-180 | % 181-365 | % > 365 |
| <u>District 22</u> | | | | | | | | | | | | | | | | | |
| Alexander | Fel | 29 | 34.0 | 6.1 | 25 | 1 | 2 | 1 | 0 | 64 | 94.3 | 77.5 | 37.4 | 43.8 | 6.3 | 12.5 | 0.0 |
| | Mis | 23 | 148.9 | 79.7 | 11 | 4 | 3 | 3 | 2 | 243 | 224.8 | 267.2 | 21.3 | 16.5 | 9.9 | 48.6 | 3.7 |
| Davidson | Fel | 164 | 66.1 | 38.8 | 99 | 33 | 25 | 6 | 1 | 262 | 103.9 | 40.5 | 72.0 | 13.0 | 4.6 | 5.0 | 5.4 |
| | Mis | 59 | 103.2 | 51.5 | 35 | 11 | 7 | 3 | 3 | 368 | 62.8 | 32.5 | 79.6 | 11.4 | 3.8 | 2.2 | 3.0 |
| Davie | Fel | 30 | 93.1 | 51.0 | 18 | 3 | 4 | 5 | 0 | 91 | 136.9 | 92.9 | 25.2 | 38.5 | 6.6 | 26.4 | 3.3 |
| | Mis | 32 | 83.3 | 71.5 | 9 | 18 | 4 | 1 | 0 | 50 | 96.6 | 62.5 | 44.0 | 36.0 | 6.0 | 10.0 | 4.0 |
| Iredell | Fel | 220 | 111.4 | 43.1 | 167 | 12 | 8 | 10 | 23 | 422 | 144.9 | 94.5 | 31.3 | 41.5 | 9.4 | 9.5 | 8.3 |
| | Mis | 83 | 66.4 | 22.4 | 58 | 11 | 6 | 6 | 2 | 330 | 76.3 | 56.9 | 54.3 | 33.3 | 4.2 | 8.2 | 0.0 |
| District Totals | Fel | 443 | 88.3 | 39.3 | 309 | 49 | 39 | 22 | 24 | 839 | 127.4 | 69.2 | 44.0 | 32.4 | 7.3 | 10.1 | 6.2 |
| | Mis | 197 | 89.8 | 46.6 | 113 | 44 | 20 | 13 | 7 | 991 | 108.7 | 53.4 | 55.2 | 21.2 | 5.5 | 15.9 | 2.2 |
| <u>District 23</u> | | | | | | | | | | | | | | | | | |
| Alleghany | Fel | 12 | 35.8 | 42.5 | 12 | 0 | 0 | 0 | 0 | 17 | 309.0 | 104.7 | 5.9 | 52.9 | 0.0 | 0.0 | 41.2 |
| | Mis | 6 | 399.1 | 487.5 | 2 | 0 | 0 | 0 | 4 | 25 | 390.2 | 268.0 | 28.0 | 8.0 | 0.0 | 24.0 | 40.0 |
| Ashe | Fel | 13 | 155.6 | 240.4 | 4 | 2 | 0 | 7 | 0 | 74 | 146.4 | 111.5 | 41.8 | 31.1 | 6.8 | 14.9 | 5.4 |
| | Mis | 17 | 117.8 | 16.4 | 9 | 0 | 0 | 8 | 0 | 78 | 144.5 | 109.9 | 30.7 | 46.2 | 5.1 | 14.1 | 3.9 |
| Wilkes | Fel | 48 | 121.5 | 68.0 | 11 | 22 | 0 | 14 | 1 | 165 | 182.8 | 99.9 | 15.8 | 49.7 | 9.7 | 11.5 | 13.3 |
| | Mis | 49 | 101.2 | 45.0 | 29 | 13 | 2 | 4 | 1 | 188 | 149.5 | 85.3 | 30.9 | 30.8 | 15.4 | 11.2 | 11.7 |
| Yadkin | Fel | 61 | 106.5 | 58.5 | 34 | 5 | 4 | 16 | 2 | 72 | 127.0 | 117.1 | 23.6 | 43.0 | 12.5 | 16.7 | 4.2 |
| | Mis | 49 | 105.2 | 52.6 | 27 | 10 | 1 | 8 | 3 | 133 | 129.8 | 82.7 | 43.5 | 23.3 | 8.3 | 21.8 | 3.1 |
| District Totals | Fel | 134 | 110.3 | 65.9 | 61 | 29 | 4 | 37 | 3 | 328 | 168.9 | 100.2 | 23.0 | 44.2 | 9.1 | 12.8 | 10.9 |
| | Mis | 121 | 119.9 | 52.0 | 67 | 23 | 3 | 20 | 8 | 424 | 156.6 | 93.5 | 34.7 | 29.9 | 10.4 | 15.8 | 9.2 |
| <u>District 24</u> | | | | | | | | | | | | | | | | | |
| Avery | Fel | 61 | 221.7 | 121.2 | 20 | 6 | 17 | 4 | 14 | 75 | 273.3 | 310.9 | 18.8 | 6.6 | 4.0 | 49.3 | 21.3 |
| | Mis | 26 | 272.3 | 209.5 | 4 | 7 | 0 | 9 | 6 | 35 | 277.7 | 208.5 | 17.0 | 8.6 | 17.2 | 42.9 | 14.3 |
| Madison | Fel | 45 | 479.9 | 428.0 | 4 | 0 | 6 | 11 | 24 | 12 | 160.0 | 69.5 | 41.7 | 16.6 | 8.3 | 16.7 | 16.7 |
| | Mis | 19 | 238.6 | 162.0 | 4 | 2 | 6 | 2 | 5 | 20 | 124.5 | 81.0 | 30.0 | 30.0 | 10.0 | 25.0 | 5.0 |
| Mitchell | Fel | 15 | 253.5 | 129.0 | 3 | 1 | 4 | 3 | 4 | 24 | 114.2 | 46.8 | 62.4 | 20.9 | 0.0 | 8.3 | 8.4 |
| | Mis | 15 | 197.1 | 146.3 | 0 | 6 | 5 | 1 | 3 | 17 | 137.7 | 99.0 | 23.6 | 29.4 | 17.6 | 29.4 | 0.0 |
| Watauga | Fel | 37 | 148.8 | 128.2 | 5 | 8 | 16 | 5 | 3 | 131 | 120.2 | 83.0 | 38.1 | 24.4 | 14.5 | 19.1 | 3.9 |
| | Mis | 9 | 69.3 | 68.7 | 3 | 6 | 0 | 0 | 0 | 35 | 201.0 | 174.0 | 31.2 | 11.5 | 8.6 | 42.9 | 5.8 |
| Yancey | Fel | 14 | 195.9 | 123.5 | 1 | 5 | 1 | 6 | 1 | 45 | 94.5 | 62.8 | 44.4 | 20.0 | 6.7 | 28.9 | 0.0 |
| | Mis | 17 | 200.7 | 185.7 | 2 | 1 | 5 | 8 | 1 | 37 | 108.8 | 71.7 | 21.7 | 43.2 | 29.7 | 2.7 | 2.7 |
| District Totals | Fel | 172 | 274.2 | 155.5 | 33 | 20 | 44 | 29 | 46 | 287 | 157.4 | 94.2 | 36.3 | 18.4 | 9.1 | 27.5 | 8.7 |
| | Mis | 86 | 216.3 | 162.5 | 13 | 22 | 16 | 20 | 15 | 144 | 177.9 | 126.0 | 24.3 | 23.6 | 17.3 | 28.5 | 6.3 |

Ages of Felony (Fel) and Misdemeanor (Mis) Cases in the Superior Courts

Ages of Cases Pending 6/30/79 and Ages of Cases Disposed During Fiscal Year 1978-79

| | | Ages of Pending Cases (Days) | | | | | | | | Ages of Cases at Disposition (Days) | | | | | | | |
|---------------------|-----|------------------------------|----------|------------|------|--------|---------|---------|-------|-------------------------------------|----------|------------|--------|----------|-----------|-----------|---------|
| | | Total Pending | Mean Age | Median Age | 0-60 | 61-120 | 121-180 | 181-365 | > 365 | Total Disposed | Mean Age | Median Age | % 0-60 | % 61-120 | % 121-180 | % 181-365 | % > 365 |
| <u>District 25</u> | | | | | | | | | | | | | | | | | |
| Burke | Fel | 125 | 172.1 | 80.5 | 44 | 38 | 6 | 16 | 21 | 297 | 126.1 | 93.0 | 30.3 | 26.3 | 14.8 | 25.9 | 2.7 |
| | Mis | 65 | 170.3 | 58.2 | 37 | 6 | 4 | 8 | 10 | 208 | 179.2 | 91.1 | 35.1 | 22.2 | 24.0 | 9.6 | 9.1 |
| Caldwell | Fel | 60 | 141.9 | 121.0 | 26 | 3 | 15 | 14 | 2 | 295 | 120.1 | 78.9 | 34.7 | 33.5 | 7.8 | 20.3 | 3.7 |
| | Mis | 35 | 56.7 | 40.9 | 27 | 2 | 4 | 2 | 0 | 252 | 148.3 | 70.1 | 40.5 | 34.5 | 11.1 | 8.3 | 5.6 |
| Catawba | Fel | 399 | 242.8 | 140.5 | 86 | 101 | 45 | 81 | 86 | 790 | 147.5 | 119.7 | 12.2 | 37.5 | 22.3 | 25.4 | 2.6 |
| | Mis | 236 | 277.6 | 129.5 | 66 | 45 | 14 | 40 | 71 | 429 | 143.0 | 110.6 | 14.9 | 39.9 | 22.8 | 16.3 | 6.1 |
| District Totals | Fel | 584 | 217.3 | 115.3 | 156 | 142 | 66 | 111 | 109 | 1,382 | 137.1 | 108.2 | 20.8 | 34.2 | 17.6 | 24.5 | 2.9 |
| | Mis | 336 | 233.8 | 92.5 | 130 | 53 | 22 | 50 | 81 | 889 | 153.0 | 97.0 | 26.9 | 34.2 | 19.8 | 12.5 | 6.6 |
| <u>District 26</u> | | | | | | | | | | | | | | | | | |
| Mecklenburg | Fel | 667 | 298.1 | 96.0 | 247 | 117 | 10 | 99 | 194 | 1,854 | 162.1 | 107.7 | 25.2 | 28.6 | 15.5 | 22.3 | 8.4 |
| | Mis | 479 | 213.0 | 134.6 | 152 | 77 | 94 | 82 | 74 | 1,586 | 110.3 | 85.9 | 34.6 | 30.5 | 16.8 | 16.0 | 2.1 |
| <u>District 27A</u> | | | | | | | | | | | | | | | | | |
| Gaston | Fel | 428 | 121.5 | 29.2 | 270 | 33 | 36 | 54 | 35 | 1,162 | 106.5 | 75.3 | 38.5 | 38.6 | 9.8 | 8.0 | 5.1 |
| | Mis | 98 | 151.8 | 59.3 | 50 | 13 | 8 | 16 | 11 | 353 | 104.4 | 48.5 | 57.6 | 19.2 | 4.2 | 10.8 | 8.2 |
| <u>District 27B</u> | | | | | | | | | | | | | | | | | |
| Cleveland | Fel | 63 | 128.0 | 158.0 | 22 | 7 | 26 | 5 | 3 | 390 | 67.8 | 60.5 | 49.3 | 42.5 | 5.9 | 1.5 | .8 |
| | Mis | 28 | 82.3 | 43.0 | 18 | 4 | 1 | 5 | 0 | 137 | 66.4 | 45.6 | 66.5 | 20.4 | 6.6 | 3.6 | 2.9 |
| Lincoln | Fel | 80 | 97.1 | 100.0 | 28 | 20 | 28 | 4 | 0 | 156 | 67.4 | 42.1 | 66.1 | 23.7 | 5.1 | 3.2 | 1.9 |
| | Mis | 16 | 110.8 | 94.7 | 4 | 7 | 3 | 2 | 0 | 90 | 80.2 | 56.8 | 52.2 | 34.5 | 5.5 | 5.6 | 2.2 |
| District Totals | Fel | 143 | 110.7 | 101.6 | 50 | 27 | 54 | 9 | 3 | 546 | 67.6 | 54.2 | 54.1 | 37.2 | 5.6 | 2.0 | 1.1 |
| | Mis | 44 | 92.7 | 56.5 | 22 | 11 | 4 | 7 | 0 | 227 | 71.9 | 53.7 | 60.8 | 26.0 | 6.2 | 4.4 | 2.6 |
| <u>District 28</u> | | | | | | | | | | | | | | | | | |
| Buncombe | Fel | 242 | 102.0 | 78.1 | 103 | 75 | 29 | 29 | 6 | 800 | 93.6 | 83.6 | 33.4 | 47.2 | 11.0 | 6.8 | 1.6 |
| | Mis | 134 | 52.7 | 24.5 | 97 | 24 | 6 | 5 | 2 | 264 | 79.2 | 55.3 | 50.8 | 31.4 | 9.5 | 6.8 | 1.5 |
| <u>District 29</u> | | | | | | | | | | | | | | | | | |
| Henderson | Fel | 63 | 147.9 | 71.4 | 23 | 21 | 4 | 10 | 5 | 259 | 161.2 | 93.0 | 34.0 | 21.2 | 23.2 | 13.9 | 7.7 |
| | Mis | 23 | 153.4 | 86.7 | 5 | 13 | 0 | 4 | 1 | 96 | 172.0 | 77.5 | 34.4 | 25.0 | 14.6 | 13.5 | 12.5 |
| McDowell | Fel | 58 | 205.7 | 93.6 | 22 | 9 | 8 | 8 | 11 | 116 | 152.3 | 84.0 | 31.0 | 37.9 | 9.5 | 11.2 | 10.4 |
| | Mis | 21 | 206.9 | 170.0 | 2 | 5 | 4 | 7 | 3 | 46 | 202.8 | 91.5 | 23.9 | 39.1 | 10.9 | 2.2 | 23.9 |
| Polk | Fel | 45 | 228.8 | 190.2 | 1 | 17 | 4 | 15 | 8 | 56 | 172.7 | 140.7 | 16.1 | 9.0 | 41.0 | 23.2 | 10.7 |
| | Mis | 16 | 162.1 | 101.0 | 4 | 5 | 2 | 4 | 1 | 34 | 147.1 | 100.5 | 32.5 | 17.6 | 17.6 | 29.4 | 2.9 |
| Rutherford | Fel | 124 | 255.5 | 67.5 | 61 | 17 | 6 | 8 | 32 | 229 | 226.3 | 148.2 | 4.8 | 37.1 | 22.7 | 21.0 | 14.4 |
| | Mis | 75 | 280.5 | 162.7 | 17 | 14 | 11 | 15 | 18 | 148 | 241.9 | 177.5 | 12.9 | 25.0 | 14.8 | 25.7 | 21.6 |
| Transylvania | Fel | 37 | 367.4 | 152.0 | 0 | 16 | 6 | 3 | 12 | 126 | 242.4 | 120.5 | 16.0 | 33.3 | 2.4 | 19.8 | 28.5 |
| | Mis | 12 | 381.2 | 130.0 | 0 | 6 | 0 | 1 | 5 | 41 | 171.7 | 117.0 | 26.9 | 24.4 | 14.6 | 19.5 | 14.6 |
| District Totals | Fel | 327 | 234.9 | 94.1 | 107 | 80 | 28 | 44 | 68 | 786 | 192.7 | 119.0 | 20.9 | 29.3 | 19.0 | 17.2 | 13.6 |
| | Mis | 147 | 245.5 | 134.0 | 28 | 43 | 17 | 31 | 28 | 365 | 201.9 | 123.2 | 23.3 | 26.0 | 14.5 | 19.2 | 17.0 |

Ages of Felony (Fel) and Misdemeanor (Mis) Cases in the Superior Courts

Ages of Cases Pending 6/30/79 and Ages of Cases Disposed During Fiscal Year 1978-79

| | | Ages of Pending Cases (Days) | | | | | | | | Ages of Cases at Disposition (Days) | | | | | | | |
|--------------------|-----|------------------------------|----------|------------|-------|--------|---------|---------|-------|-------------------------------------|----------|------------|--------|----------|-----------|-----------|---------|
| | | Total Pending | Mean Age | Median Age | 0-60 | 61-120 | 121-180 | 181-365 | > 365 | Total Disposed | Mean Age | Median Age | % 0-60 | % 61-120 | % 121-180 | % 181-365 | % > 365 |
| <u>District 30</u> | | | | | | | | | | | | | | | | | |
| Cherokee | Fel | 50 | 210.2 | 232.1 | 9 | 6 | 9 | 19 | 7 | 50 | 175.8 | 148.7 | 6.0 | 32.0 | 22.0 | 34.0 | 6.0 |
| | Mis | 46 | 203.2 | 152.0 | 7 | 11 | 6 | 16 | 6 | 31 | 232.3 | 211.0 | 16.1 | 19.4 | 12.9 | 32.3 | 19.3 |
| Clay | Fel | 10 | 51.6 | 41.1 | 7 | 0 | 3 | 0 | 0 | 43 | 233.3 | 96.0 | 6.9 | 48.8 | 4.7 | 4.7 | 34.9 |
| | Mis | 1 | 156.0 | 156.0 | 0 | 0 | 1 | 0 | 0 | 4 | 473.2 | 343.5 | 0.0 | 50.0 | 0.0 | 0.0 | 50.0 |
| Graham | Fel | 6 | 383.3 | 114.5 | 0 | 3 | 0 | 1 | 2 | 13 | 175.0 | 111.3 | 30.7 | 23.1 | 15.4 | 23.1 | 7.7 |
| | Mis | 11 | 127.1 | 66.0 | 5 | 3 | 0 | 2 | 1 | 28 | 173.1 | 88.5 | 39.3 | 25.0 | 7.1 | 14.3 | 14.3 |
| Haywood | Fel | 22 | 652.0 | 625.0 | 0 | 0 | 0 | 0 | 22 | 58 | 357.6 | 309.5 | 0.0 | 1.8 | 3.4 | 48.3 | 46.5 |
| | Mis | 216 | 182.6 | 106.5 | 72 | 42 | 32 | 38 | 32 | 402 | 160.3 | 127.1 | 27.2 | 16.9 | 23.1 | 27.1 | 5.7 |
| Jackson | Fel | 68 | 450.0 | 484.7 | 10 | 7 | 1 | 1 | 49 | 90 | 186.6 | 146.5 | 14.5 | 14.4 | 38.9 | 21.1 | 11.1 |
| | Mis | 41 | 255.2 | 255.2 | 0 | 8 | 12 | 17 | 4 | 72 | 175.9 | 152.5 | 8.3 | 33.4 | 18.0 | 34.7 | 5.6 |
| Macon | Fel | 69 | 357.0 | 428.5 | 11 | 18 | 1 | 2 | 37 | 43 | 79.4 | 59.9 | 44.2 | 30.2 | 9.3 | 16.3 | 0.0 |
| | Mis | 34 | 295.9 | 305.5 | 6 | 3 | 7 | 6 | 12 | 22 | 173.4 | 96.3 | 13.7 | 54.5 | 4.5 | 9.1 | 18.2 |
| Swain | Fel | 11 | 324.6 | 324.0 | 0 | 0 | 0 | 10 | 1 | 29 | 292.2 | 208.8 | 0.0 | 7.0 | 17.2 | 44.8 | 31.0 |
| | Mis | 5 | 370.0 | 274.0 | 0 | 0 | 0 | 3 | 2 | 27 | 229.7 | 146.0 | 11.2 | 22.2 | 18.5 | 25.9 | 22.2 |
| District Totals | Fel | 236 | 366.4 | 359.5 | 37 | 34 | 14 | 33 | 118 | 326 | 216.3 | 174.6 | 13.0 | 21.1 | 18.7 | 27.3 | 19.9 |
| | Mis | 354 | 205.4 | 141.0 | 90 | 67 | 58 | 82 | 57 | 586 | 172.5 | 128.7 | 23.4 | 21.3 | 20.2 | 26.8 | 8.3 |
| STATE TOTALS | Fel | 11,734 | 183.8 | 88.6 | 4,371 | 2,647 | 1,411 | 1,558 | 1,747 | 30,979 | 127.9 | 69.3 | 39.9 | 30.0 | 11.2 | 12.4 | 6.5 |
| | Mis | 8,164 | 167.2 | 73.5 | 3,513 | 1,611 | 877 | 1,146 | 1,017 | 23,608 | 116.1 | 61.5 | 45.1 | 26.1 | 11.3 | 11.8 | 5.7 |

Part IV, Section 3

District Court Division Caseload Data

THE DISTRICT COURT DIVISION

The District Court presentation in this section will divide all district court matters into criminal and civil categories except for juvenile cases, which fall into district court jurisdiction but receive special treatment in the courts in accord with the juvenile code.

For reporting purposes, civil district cases are categorized as general civil, domestic relations, and civil magistrate cases. The implications of the title "general civil" describe these cases accurately, and this category covers those civil cases that do not fit into the other named categories. Domestic relations cases involve such issues as divorce, custody and support of children. Civil magistrate cases are those assigned by the chief district court judge to a magistrate. These cases involve small claims up to \$500 in monetary value. The magistrate has simplified trial procedures, and appeals from him go to the district court judge for a new trial. Among these three categories, civil magistrate cases composed approximately 64% of the district court civil filings during the 1978-79 fiscal year, but because these cases generally require only a small amount of time from filing to disposition, this category constituted the smallest pending caseload at the end of the year. Graphs included in this division compare caseloads among these three categories. The aging table for civil district cases is not broken into categories; rather, the data is lumped as a whole for space saving reasons and because a breakdown of ages into civil categories is of questionable interest. An aging graph is provided to supplement the data.

The two juvenile tables in the pages that follow summarize juvenile proceedings during the 1978-79 fiscal year. The first deals with petitions initiated against children who are "delinquent," "dependent," "neglected," "undisciplined," or who have violated probation. With the exception of the last column in this table, the numbers presented record the offenses alleged to have been committed and conditions alleged to have existed during the year and will not give the actual number of children before the court. One petition may include several offenses or conditions, and more than one petition may be filed against a child during the year. The second table presents the number of hearings for juve-

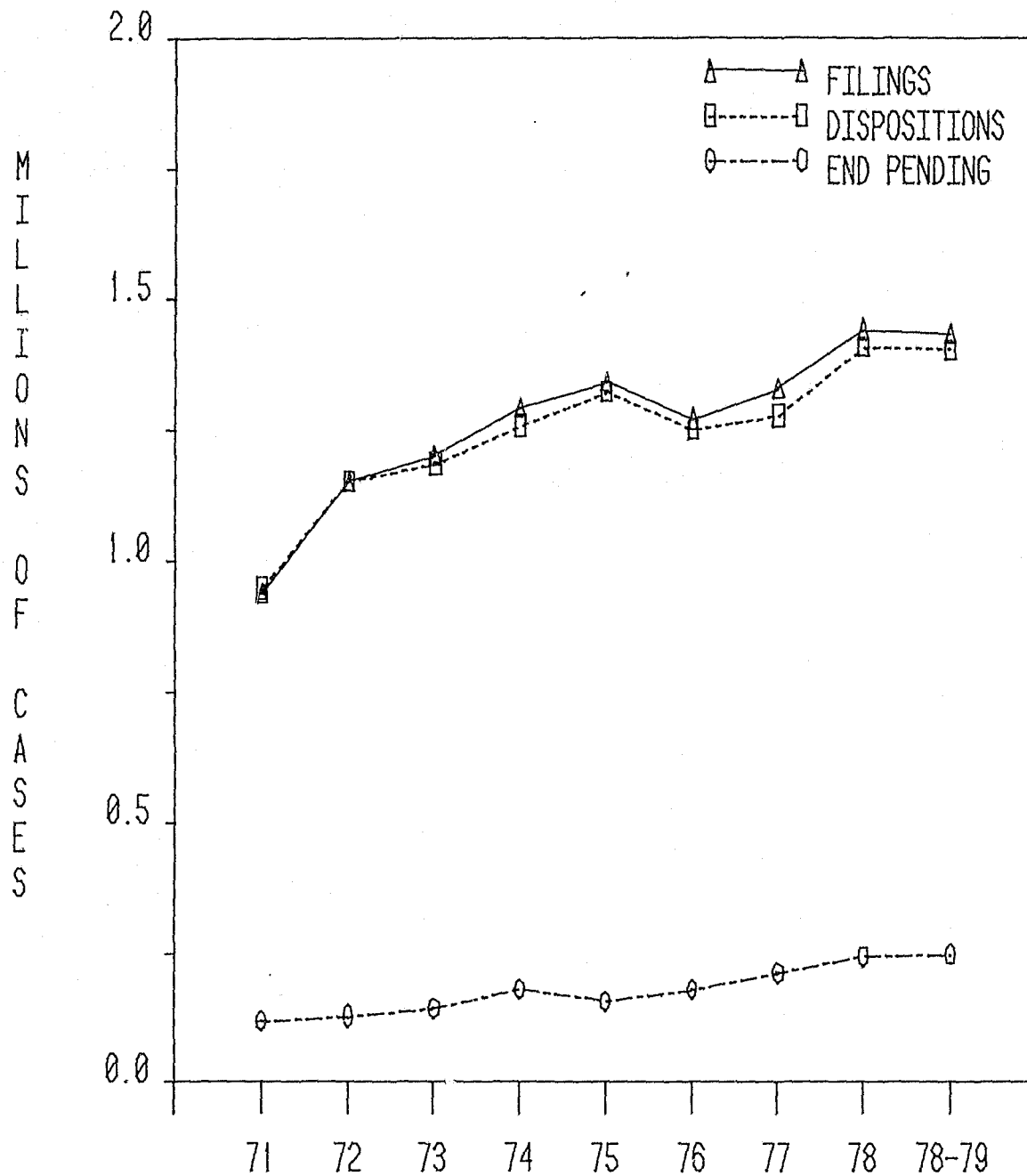
nile cases and divides those into "retained" or "dismissed" petitions. Juvenile petitions may be dismissed for failure to prove that a child is delinquent, undisciplined, dependent, or neglected or if a child fitting into one of these categories is not in need of the care, protection, or discipline of the state. Petitions not dismissed are recorded in the "retained" column.

Presentation of criminal offenses at district court level remains fairly straightforward. District court has exclusive original jurisdiction over misdemeanor cases, but district court authority in felony cases extends only to conducting preliminary hearings to determine whether there is probable cause to bind the defendant over to superior court. District court criminal cases constitute the bulk of all district court cases. Caseload summary tables for this division record 1,152,519 criminal filings for the year as opposed to 279,548 civil filings. Traffic cases comprise 69% of the criminal filings, the remainder being composed of a variety of offenses that are categorized as non-motor vehicle cases. Criminal cases that were disposed of this year passed through the courts rapidly. The median age for the 787,465 traffic cases disposed of statewide was 21 days, very close to the 19-day median for the 347,174 non-motor vehicle cases.

As indicated before, the tables in this section are compiled from information reported by the clerks of superior court. In addition, the District Attorney in District 15B has furnished the Administrative Office of the Courts with information that indicates that the district court criminal data for Orange County may contain inaccuracies. Also a recent on-site verification in Mecklenburg County has indicated that the district court criminal pending case statistics for Mecklenburg County contained in this report are inflated. As of the printing of this report these discrepancies have not been completely resolved to allow printing of corrected data.

This section of the Annual Report depicts the 1978-79 fiscal year in the district courts. The caseload volume is obviously very large compared to that of the appellate or superior courts, and this volume is summarized in the pages that follow.

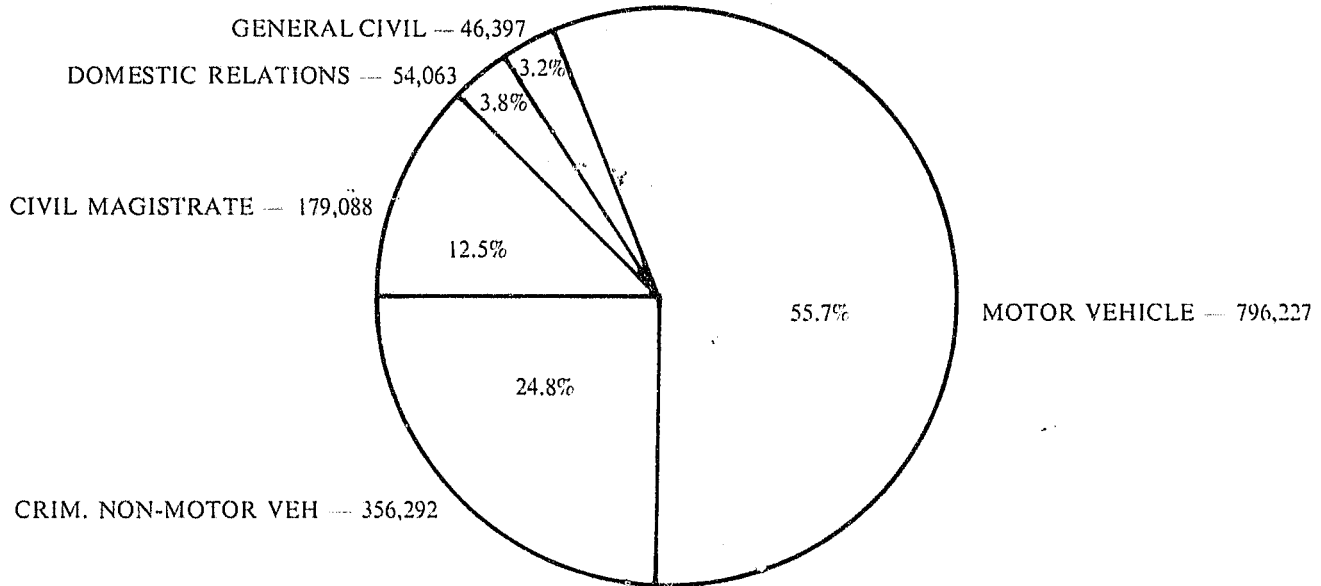
CASELOAD TRENDS IN THE DISTRICT COURTS 1971-1979



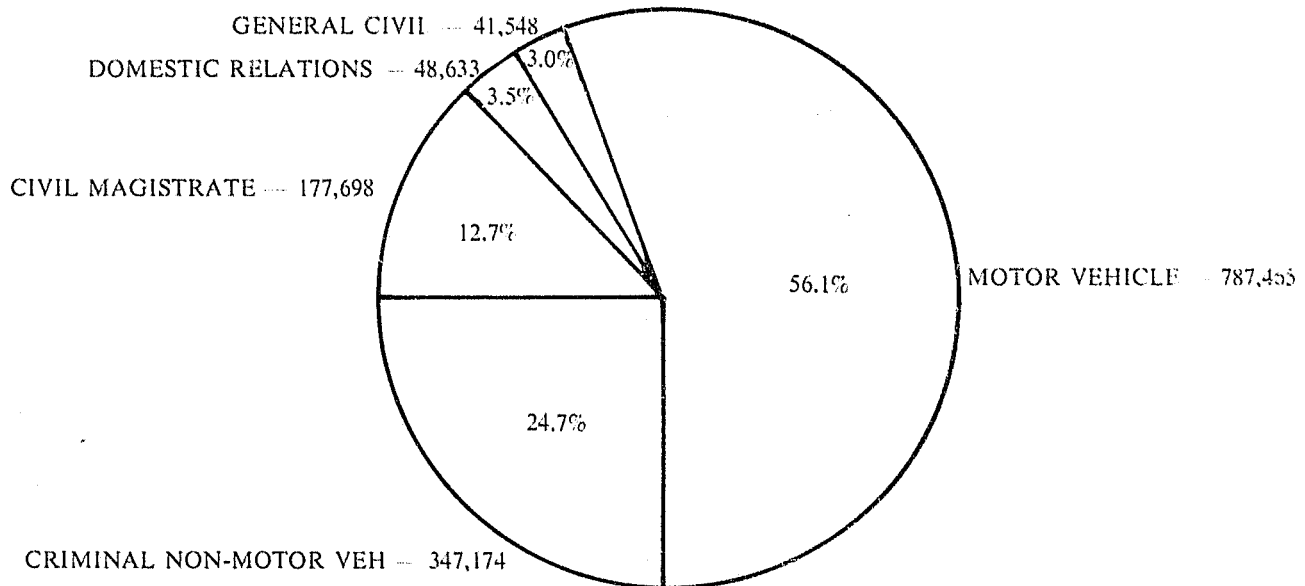
DISTRICT COURT, AS A WHOLE, HAS EXPERIENCED INCREASED CASELOADS OVER THE PAST EIGHT YEARS. COMPARED TO 1971, THE 1978-79 FIGURES INDICATE A 52.6% INCREASE IN FILINGS, A 48.3% RISE IN THE NUMBER OF DISPOSITIONS, AND WHILE IT IS NOT OBVIOUS FROM THE GRAPH, PENDING CASELOAD HAS MORE THAN DOUBLED SINCE 1971.

FILINGS AND DISPOSITIONS IN THE DISTRICT COURT DIVISION
1978-79

FILINGS



DISPOSITIONS



These pie charts show marked similarities. Dispositions as a percentage of filings are: Motor Vehicle — 98.9%, General Civil — 89.5%, Domestic Relations — 90.0%, Civil Magistrate — 99.2%, and Non-Motor Vehicle — 97.4%.

CASELOAD SUMMARIES FOR CIVIL CASES IN THE DISTRICT COURTS

July 1, 1978-June 30, 1979

| District | Pending 7/1/78 | Filings | | | | Total Caseload | Disposed | % Disposed to Caseload | Pending 6/30/79 |
|--------------------|-------------------|---------|------------------|-----------------------|-----------------|-------------------|----------|---------------------------|--------------------|
| | | Total | General Civil | Domestic Relations | Small Claims | | | | |
| District 1 | | | | | | | | | |
| Camden | 11 | 130 | 18 | 23 | 89 | 141 | 120 | 85.1 | 21 |
| Chowan | 125 | 832 | 195 | 41 | 596 | 957 | 776 | 81.0 | 181 |
| Currituck | 117 | 453 | 90 | 46 | 317 | 570 | 423 | 74.2 | 147 |
| Dare | 167 | 455 | 102 | 100 | 253 | 622 | 393 | 63.1 | 229 |
| Gates | 87 | 376 | 41 | 23 | 312 | 463 | 398 | 85.9 | 65 |
| Pasquotank | 323 | 1,120 | 106 | 326 | 688 | 1,443 | 1,229 | 85.1 | 214 |
| Perquimans | 43 | 263 | 27 | 40 | 196 | 306 | 245 | 80.0 | 61 |
| District Totals | 873 | 3,629 | 579 | 599 | 2,451 | 4,502 | 3,584 | 79.6 | 918 |
| District 2 | | | | | | | | | |
| Beaufort | 379 | 2,404 | 139 | 419 | 1,846 | 2,783 | 2,429 | 87.2 | 354 |
| Hyde | 28 | 176 | 22 | 17 | 137 | 204 | 168 | 82.3 | 36 |
| Martin | 454 | 1,525 | 94 | 214 | 1,217 | 1,979 | 1,674 | 84.5 | 305 |
| Tyrrell | 28 | 147 | 6 | 45 | 96 | 175 | 129 | 73.7 | 46 |
| Washington | 179 | 962 | 82 | 129 | 751 | 1,141 | 1,017 | 89.1 | 124 |
| District Totals | 1,068 | 5,214 | 343 | 824 | 4,047 | 6,282 | 5,417 | 86.2 | 865 |
| District 3 | | | | | | | | | |
| Carteret | 476 | 1,466 | 246 | 367 | 853 | 1,942 | 1,286 | 66.2 | 656 |
| Craven | 1,023 | 3,117 | 685 | 834 | 1,598 | 4,140 | 3,177 | 76.7 | 963 |
| Pamlico | 88 | 285 | 39 | 67 | 179 | 373 | 290 | 77.7 | 83 |
| Pitt | 1,561 | 4,128 | 667 | 772 | 2,689 | 5,689 | 4,004 | 70.3 | 1,685 |
| District Totals | 3,148 | 8,996 | 1,637 | 2,040 | 5,319 | 12,144 | 8,757 | 72.1 | 3,387 |
| District 4 | | | | | | | | | |
| Duplin | 471 | 2,238 | 263 | 312 | 1,663 | 2,709 | 2,120 | 78.2 | 589 |
| Jones | 78 | 344 | 44 | 104 | 196 | 422 | 344 | 81.5 | 78 |
| Onslow | 1,241 | 3,879 | 315 | 1,285 | 2,279 | 5,120 | 3,721 | 72.6 | 1,399 |
| Sampson | 362 | 3,198 | 299 | 440 | 2,459 | 3,560 | 3,039 | 85.3 | 521 |
| District Totals | 2,152 | 9,659 | 921 | 2,141 | 6,597 | 11,811 | 9,224 | 78.0 | 2,587 |
| District 5 | | | | | | | | | |
| New Hanover | 1,956 | 6,411 | 1,237 | 1,257 | 3,917 | 8,367 | 6,020 | 71.9 | 2,347 |
| Pender | 178 | 805 | 154 | 152 | 499 | 983 | 755 | 76.8 | 228 |
| District Totals | 2,134 | 7,216 | 1,391 | 1,409 | 4,416 | 9,350 | 6,775 | 72.4 | 2,575 |
| District 6 | | | | | | | | | |
| Bertie | 257 | 1,177 | 78 | 172 | 927 | 1,434 | 1,030 | 71.8 | 404 |
| Halifax | 737 | 2,545 | 207 | 448 | 1,890 | 3,282 | 2,333 | 71.0 | 949 |
| Hertford | 245 | 1,242 | 272 | 183 | 787 | 1,487 | 1,073 | 72.1 | 414 |
| Northampton | 227 | 1,065 | 186 | 36 | 843 | 1,292 | 1,044 | 80.8 | 248 |
| District Totals | 1,466 | 6,029 | 743 | 839 | 4,447 | 7,495 | 5,480 | 73.1 | 2,015 |
| District 7 | | | | | | | | | |
| Edgecombe | 591 | 4,298 | 392 | 599 | 3,307 | 4,889 | 4,093 | 83.7 | 796 |
| Nash | 776 | 3,412 | 428 | 524 | 2,460 | 4,188 | 3,224 | 76.9 | 364 |
| Wilson | 596 | 4,093 | 479 | 686 | 2,928 | 4,689 | 3,802 | 81.0 | 887 |
| District Totals | 1,963 | 11,803 | 1,299 | 1,809 | 8,695 | 13,766 | 11,119 | 80.7 | 2,647 |
| District 8 | | | | | | | | | |
| Greene | 100 | 545 | 27 | 128 | 590 | 645 | 534 | 82.7 | 111 |
| Lenoir | 1,065 | 4,413 | 712 | 866 | 2,835 | 5,478 | 4,080 | 74.4 | 1,398 |
| Wayne | 1,733 | 5,433 | 1,143 | 1,181 | 3,109 | 7,166 | 4,808 | 67.0 | 2,358 |
| District Totals | 2,898 | 10,391 | 1,882 | 2,175 | 6,334 | 13,289 | 9,422 | 70.9 | 3,867 |
| District 9 | | | | | | | | | |
| Franklin | 446 | 1,174 | 173 | 251 | 750 | 1,620 | 1,204 | 74.3 | 416 |
| Granville | 192 | 1,691 | 177 | 177 | 1,337 | 1,883 | 1,551 | 82.3 | 332 |
| Person | 424 | 1,575 | 198 | 251 | 1,126 | 1,999 | 1,322 | 66.1 | 677 |
| Vance | 539 | 2,271 | 175 | 393 | 1,703 | 2,810 | 2,356 | 83.8 | 454 |
| Warren | 332 | 855 | 119 | 153 | 583 | 1,187 | 755 | 63.6 | 432 |
| District Totals | 1,933 | 7,566 | 842 | 1,225 | 5,499 | 9,499 | 7,188 | 75.6 | 2,311 |
| District 10 | | | | | | | | | |
| Wake | 5,237 | 15,586 | 4,480 | 2,376 | 8,730 | 20,823 | 13,698 | 65.7 | 7,125 |

**CASELOAD SUMMARIES FOR CIVIL CASES IN THE
DISTRICT COURTS**
July 1, 1978-June 30, 1979

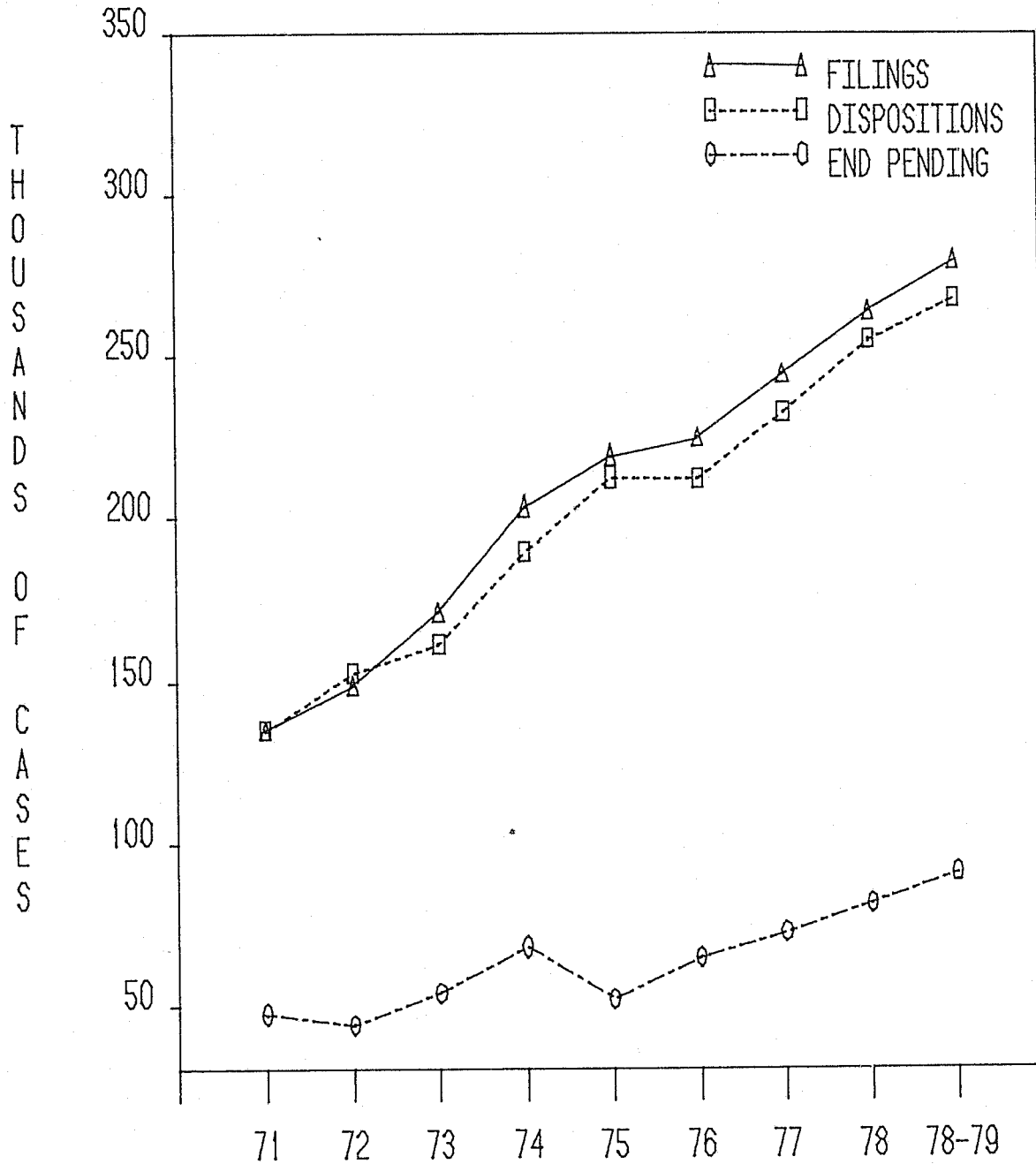
| | Pending 7/1/78 | Filings | | | | Total Caseload | Disposed | % Disposed to Caseload | Pending 6/30/79 |
|---------------------|-------------------|---------|------------------|-----------------------|-----------------|-------------------|----------|---------------------------|--------------------|
| | | Total | General Civil | Domestic Relations | Small Claims | | | | |
| <u>District 11</u> | | | | | | | | | |
| Harnett | 1,021 | 2,312 | 433 | 492 | 1,387 | 3,333 | 2,230 | 66.9 | 1,103 |
| Johnston | 1,173 | 3,332 | 528 | 890 | 1,914 | 4,505 | 3,081 | 68.3 | 1,424 |
| Lee | 487 | 1,887 | 649 | 9 | 1,229 | 2,374 | 1,714 | 72.1 | 660 |
| District Totals | 2,681 | 7,531 | 1,610 | 1,391 | 4,530 | 10,212 | 7,025 | 68.7 | 3,187 |
| <u>District 12</u> | | | | | | | | | |
| Cumberland | 2,858 | 12,106 | 1,707 | 2,630 | 7,769 | 14,964 | 11,615 | 77.6 | 3,349 |
| Hoke | 178 | 835 | 232 | 88 | 515 | 1,013 | 802 | 79.1 | 211 |
| District Totals | 3,036 | 12,941 | 1,939 | 2,718 | 8,284 | 15,977 | 12,417 | 77.7 | 3,560 |
| <u>District 13</u> | | | | | | | | | |
| Bladen | 389 | 1,466 | 373 | 126 | 967 | 1,855 | 1,373 | 74.0 | 482 |
| Brunswick | 630 | 550 | 200 | 206 | 144 | 1,180 | 357 | 30.2 | 823 |
| Columbus | 896 | 2,835 | 457 | 422 | 1,956 | 3,731 | 2,800 | 75.0 | 931 |
| District Totals | 1,915 | 4,851 | 1,030 | 754 | 3,067 | 6,766 | 4,530 | 66.9 | 2,235 |
| <u>District 14</u> | | | | | | | | | |
| Durham | 4,088 | 15,385 | 1,947 | 1,643 | 11,795 | 19,473 | 14,795 | 75.9 | 4,678 |
| <u>District 15A</u> | | | | | | | | | |
| Alamance | 450 | 3,317 | 542 | 1,021 | 1,754 | 3,767 | 3,157 | 83.8 | 610 |
| <u>District 15B</u> | | | | | | | | | |
| Chatham | 336 | 1,304 | 111 | 265 | 928 | 1,640 | 1,370 | 83.5 | 270 |
| Orange | 798 | 1,911 | 315 | 503 | 1,093 | 2,709 | 1,853 | 68.4 | 856 |
| District Totals | 1,134 | 3,215 | 426 | 768 | 2,021 | 4,349 | 3,223 | 74.1 | 1,126 |
| <u>District 16</u> | | | | | | | | | |
| Robeson | 1,483 | 5,955 | 1,101 | 1,143 | 3,711 | 7,438 | 5,760 | 77.4 | 1,678 |
| Scotland | 376 | 1,516 | 143 | 230 | 1,143 | 1,892 | 1,406 | 74.3 | 486 |
| District Totals | 1,859 | 7,471 | 1,244 | 1,373 | 4,854 | 9,330 | 7,166 | 76.8 | 2,164 |
| <u>District 17</u> | | | | | | | | | |
| Caswell | 127 | 650 | 41 | 139 | 470 | 777 | 620 | 79.7 | 157 |
| Rockingham | 599 | 2,955 | 389 | 680 | 1,886 | 3,554 | 2,970 | 83.5 | 584 |
| Stokes | 155 | 804 | 94 | 195 | 515 | 959 | 821 | 85.6 | 138 |
| Surry | 780 | 3,269 | 561 | 429 | 2,279 | 4,049 | 3,265 | 80.6 | 784 |
| District Totals | 1,661 | 7,678 | 1,085 | 1,443 | 5,150 | 9,339 | 7,676 | 82.1 | 1,663 |
| <u>District 18</u> | | | | | | | | | |
| Guilford | 5,175 | 21,187 | 3,590 | 3,720 | 13,877 | 26,362 | 21,309 | 80.8 | 5,053 |
| <u>District 19A</u> | | | | | | | | | |
| Sabarrus | 759 | 3,066 | 737 | 688 | 1,641 | 3,825 | 2,672 | 69.8 | 1,153 |
| Rowan | 538 | 3,497 | 505 | 644 | 2,348 | 4,035 | 3,281 | 81.3 | 754 |
| District Totals | 1,297 | 6,563 | 1,242 | 1,332 | 3,989 | 7,860 | 5,953 | 75.7 | 1,907 |
| <u>District 19B</u> | | | | | | | | | |
| Montgomery | 386 | 1,062 | 175 | 104 | 783 | 1,448 | 980 | 67.6 | 468 |
| Randolph | 378 | 2,107 | 299 | 667 | 1,141 | 2,485 | 2,055 | 82.6 | 430 |
| District Totals | 764 | 3,169 | 474 | 771 | 1,924 | 3,933 | 3,035 | 77.1 | 898 |
| <u>District 20</u> | | | | | | | | | |
| Anson | 302 | 911 | 87 | 151 | 673 | 1,213 | 1,010 | 83.2 | 203 |
| Moore | 485 | 2,140 | 261 | 349 | 1,530 | 2,625 | 2,048 | 78.0 | 577 |
| Richmond | 1,950 | 2,593 | 220 | 398 | 1,975 | 4,543 | 2,808 | 61.8 | 1,735 |
| Stanly | 502 | 1,955 | 311 | 228 | 1,416 | 2,457 | 1,900 | 77.3 | 557 |
| Union | 445 | 2,024 | 281 | 378 | 1,365 | 2,469 | 1,907 | 77.2 | 562 |
| District Totals | 3,684 | 9,623 | 1,160 | 1,504 | 6,959 | 13,307 | 9,673 | 72.6 | 3,634 |

CASELOAD SUMMARIES FOR CIVIL CASES IN THE DISTRICT COURTS

July 1, 1978-June 30, 1979

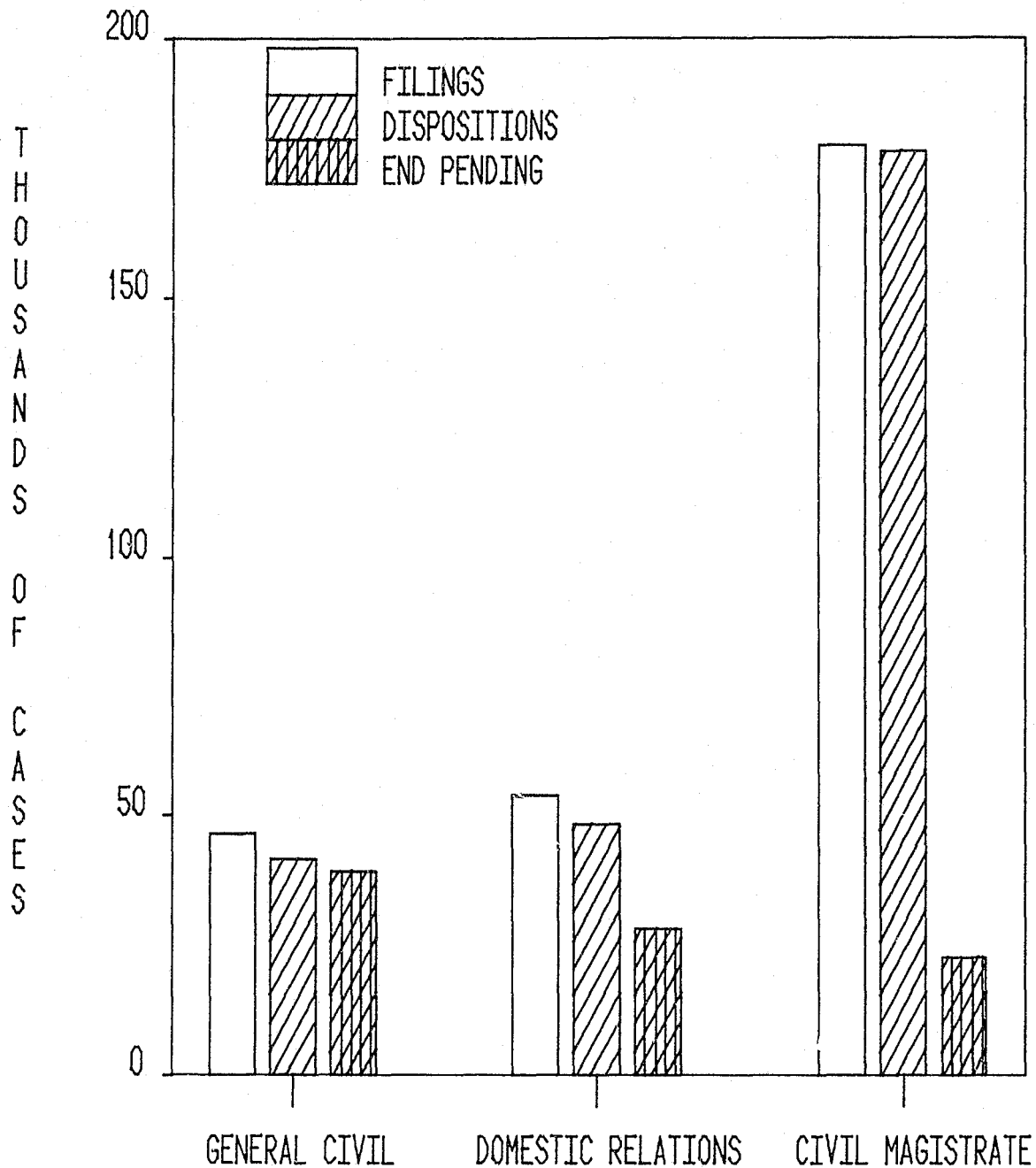
| | Pending 7/1/78 | Filings | | | | Total Caseload | Disposed | % Disposed to Caseload | Pending 6/30/79 |
|---------------------|-------------------|---------|------------------|-----------------------|-----------------|-------------------|----------|---------------------------|--------------------|
| | | Total | General Civil | Domestic Relations | Small Claims | | | | |
| <u>District 21</u> | | | | | | | | | |
| Forsyth | 2,172 | 12,772 | 2,670 | 2,513 | 7,589 | 14,944 | 12,348 | 82.6 | 2,596 |
| <u>District 22</u> | | | | | | | | | |
| Alexander | 124 | 586 | 50 | 120 | 416 | 710 | 548 | 77.1 | 162 |
| Davidson | 747 | 3,169 | 465 | 948 | 1,756 | 3,916 | 3,027 | 77.2 | 889 |
| Davie | 111 | 541 | 90 | 131 | 320 | 652 | 496 | 76.0 | 156 |
| Iredell | 600 | 3,527 | 593 | 683 | 2,251 | 4,127 | 3,318 | 80.3 | 809 |
| District Totals | 1,582 | 7,823 | 1,198 | 1,882 | 4,743 | 9,405 | 7,389 | 78.5 | 2,016 |
| <u>District 23</u> | | | | | | | | | |
| Alleghany | 78 | 296 | 94 | 71 | 131 | 374 | 275 | 73.5 | 99 |
| Ashe | 123 | 534 | 54 | 88 | 392 | 657 | 570 | 86.7 | 87 |
| Wilkes | 622 | 2,509 | 824 | 452 | 1,233 | 3,131 | 2,145 | 68.5 | 986 |
| Yadkin | 196 | 1,704 | 175 | 222 | 1,307 | 1,900 | 1,598 | 84.1 | 302 |
| District Totals | 1,019 | 5,043 | 1,147 | 833 | 3,063 | 6,062 | 4,588 | 75.6 | 1,474 |
| <u>District 24</u> | | | | | | | | | |
| Avery | 114 | 547 | 188 | 2 | 357 | 661 | 560 | 84.7 | 101 |
| Madison | 63 | 255 | 29 | 67 | 159 | 318 | 236 | 74.2 | 82 |
| Mitchell | 53 | 356 | 74 | 61 | 221 | 409 | 341 | 83.3 | 68 |
| Watauga | 257 | 795 | 288 | 185 | 322 | 1,052 | 787 | 74.8 | 265 |
| Yancey | 64 | 391 | 57 | 99 | 235 | 455 | 366 | 80.4 | 89 |
| District Totals | 551 | 2,344 | 636 | 414 | 1,294 | 2,895 | 2,290 | 79.1 | 605 |
| <u>District 25</u> | | | | | | | | | |
| Burke | 649 | 2,288 | 303 | 654 | 1,331 | 2,937 | 2,282 | 77.6 | 655 |
| Caldwell | 460 | 2,388 | 302 | 520 | 1,566 | 2,848 | 2,192 | 76.9 | 656 |
| Catawba | 882 | 3,969 | 928 | 785 | 2,256 | 4,851 | 3,603 | 74.2 | 1,248 |
| District Totals | 1,991 | 8,645 | 1,533 | 1,959 | 5,153 | 10,636 | 8,077 | 75.9 | 2,559 |
| <u>District 26</u> | | | | | | | | | |
| Mecklenburg | 14,764 | 29,578 | 4,994 | 6,235 | 18,349 | 44,342 | 29,897 | 67.4 | 14,445 |
| <u>District 27A</u> | | | | | | | | | |
| Gaston | 1,735 | 5,736 | 610 | 1,717 | 3,409 | 7,471 | 5,511 | 73.7 | 1,960 |
| <u>District 27B</u> | | | | | | | | | |
| Cleveland | 488 | 2,979 | 374 | 659 | 1,946 | 3,467 | 2,810 | 81.0 | 657 |
| Lincoln | 183 | 1,204 | 282 | 315 | 607 | 1,387 | 1,159 | 83.5 | 228 |
| District Totals | 671 | 4,183 | 656 | 974 | 2,553 | 4,854 | 3,969 | 81.7 | 885 |
| <u>District 28</u> | | | | | | | | | |
| Buncombe | 1,672 | 6,081 | 1,158 | 1,558 | 3,365 | 7,753 | 5,498 | 70.9 | 2,255 |
| <u>District 29</u> | | | | | | | | | |
| Henderson | 339 | 1,269 | 231 | 481 | 557 | 1,608 | 1,144 | 71.1 | 464 |
| McDowell | 332 | 814 | 147 | 206 | 461 | 1,146 | 757 | 66.0 | 389 |
| Polk | 82 | 253 | 16 | 79 | 158 | 335 | 262 | 78.2 | 73 |
| Rutherford | 161 | 1,401 | 198 | 349 | 854 | 1,562 | 1,251 | 80.0 | 311 |
| Transylvania | 353 | 854 | 152 | 221 | 481 | 1,207 | 868 | 71.9 | 339 |
| District Totals | 1,267 | 4,591 | 744 | 1,336 | 2,511 | 5,858 | 4,282 | 73.0 | 1,576 |
| <u>District 30</u> | | | | | | | | | |
| Cherokee | 133 | 417 | 27 | 146 | 244 | 550 | 285 | 51.8 | 265 |
| Clay | 21 | 168 | 35 | 18 | 115 | 189 | 151 | 79.8 | 38 |
| Graham | 40 | 125 | 14 | 31 | 80 | 165 | 112 | 67.8 | 53 |
| Haywood | 419 | 1,618 | 253 | 265 | 1,100 | 2,037 | 1,563 | 76.7 | 474 |
| Jackson | 225 | 616 | 138 | 126 | 352 | 841 | 627 | 74.5 | 214 |
| Macon | 152 | 477 | 93 | 111 | 273 | 629 | 401 | 63.7 | 228 |
| Swain | 55 | 311 | 85 | 70 | 156 | 366 | 268 | 73.2 | 98 |
| District Totals | 1,045 | 3,732 | 645 | 767 | 2,320 | 4,777 | 3,407 | 71.3 | 1,370 |
| STATE TOTALS | 79,085 | 279,548 | 46,397 | 54,063 | 179,088 | 358,633 | 267,879 | 74.6 | 90,754 |

CASELOAD TRENDS OF CIVIL CASES IN THE DISTRICT COURTS 1971-1979



THIS GRAPH SHOWS A STEADY GROWTH RATE FOR FILINGS, DISPOSITIONS, AND PENDING CASES; THE 1978-79 FIGURES SHOW AT LEAST A 90% INCREASE OVER 1971 COUNTS AND AT LEAST A 26% INCREASE OVER THE 1975 CASELOAD.

GENERAL CIVIL, DOMESTIC RELATIONS, AND CIVIL MAGISTRATE
 CASES IN THE DISTRICT COURTS---1978-79



THE BULK OF CIVIL DISTRICT CASES RECEIVES A MAGISTRATE'S ATTENTION; DURING THE 1978-79 YEAR, 64.1% OF THE FILINGS AND 66.3% OF THE DISPOSITIONS IN THE CIVIL DISTRICT COURTS WERE CIVIL MAGISTRATE CASES. THIS CATEGORY ALSO RETAINS THE SMALLEST PENDING CASELOAD, 25.5% OF ALL PENDING CIVIL CASES.

Manner of Disposition of Civil Cases in the District Courts

July 1, 1978 — June 30, 1979

| | Total Disposed | General Civil | | | | | Domestic Relations | | | | | Small Claims | | | |
|-------------------|----------------|---------------|------|-------|----------------------|-------|--------------------|------|-------|----------------------|-------|--------------|-------|----------------------|-------|
| | | Judge | Jury | Clerk | Voluntary* Dismissal | Other | Judge | Jury | Clerk | Voluntary* Dismissal | Other | Magistrate | Clerk | Voluntary* Dismissal | Other |
| District 1 | | | | | | | | | | | | | | | |
| Camden | 120 | 1 | 2 | 3 | 4 | 8 | 10 | 0 | 3 | 3 | 3 | 83 | 0 | 0 | 0 |
| Chowan | 776 | 73 | 1 | 23 | 16 | 78 | 28 | 0 | 2 | 1 | 11 | 543 | 0 | 0 | 0 |
| Currituck | 423 | 17 | 0 | 9 | 9 | 28 | 41 | 1 | 0 | 3 | 3 | 291 | 0 | 17 | 4 |
| Dare | 393 | 28 | 0 | 11 | 14 | 19 | 77 | 1 | 0 | 4 | 10 | 222 | 0 | 2 | 5 |
| Gates | 398 | 7 | 0 | 13 | 7 | 17 | 31 | 0 | 0 | 0 | 2 | 221 | 0 | 43 | 57 |
| Pasquotank | 1,229 | 19 | 1 | 75 | 17 | 61 | 278 | 1 | 1 | 7 | 31 | 738 | 0 | 0 | 0 |
| Perquimans | 245 | 12 | 1 | 7 | 3 | 3 | 32 | 0 | 0 | 3 | 3 | 129 | 0 | 7 | 45 |
| District Totals | 3,584 | 157 | 5 | 141 | 70 | 214 | 497 | 3 | 6 | 21 | 63 | 2,227 | 0 | 69 | 111 |
| District 2 | | | | | | | | | | | | | | | |
| Beaufort | 2,429 | 60 | 2 | 58 | 11 | 24 | 422 | 1 | 6 | 2 | 5 | 1,701 | 0 | 0 | 137 |
| Hyde | 168 | 11 | 0 | 3 | 1 | 1 | 9 | 1 | 0 | 0 | 2 | 140 | 0 | 0 | 0 |
| Martin | 1,674 | 33 | 2 | 50 | 9 | 17 | 310 | 0 | 28 | 3 | 11 | 1,207 | 2 | 0 | 2 |
| Tyrrell | 129 | 4 | 2 | 1 | 0 | 3 | 24 | 0 | 0 | 4 | 5 | 85 | 0 | 0 | 1 |
| Washington | 1,017 | 16 | 1 | 51 | 10 | 19 | 118 | 1 | 8 | 6 | 15 | 771 | 0 | 0 | 1 |
| District Totals | 5,417 | 124 | 7 | 163 | 31 | 64 | 883 | 3 | 42 | 15 | 38 | 3,904 | 2 | 0 | 141 |
| District 3 | | | | | | | | | | | | | | | |
| Carteret | 1,286 | 67 | 1 | 41 | 25 | 42 | 227 | 0 | 0 | 10 | 22 | 360 | 0 | 174 | 317 |
| Craven | 3,177 | 151 | 9 | 307 | 112 | 114 | 691 | 1 | 6 | 44 | 85 | 1,647 | 3 | 3 | 4 |
| Pamlico | 290 | 13 | 0 | 6 | 5 | 11 | 59 | 0 | 0 | 2 | 5 | 188 | 0 | 0 | 1 |
| Pitt | 4,004 | 160 | 1 | 227 | 78 | 156 | 640 | 0 | 4 | 13 | 136 | 2,286 | 23 | 18 | 262 |
| District Totals | 8,757 | 391 | 11 | 581 | 220 | 323 | 1,617 | 1 | 10 | 69 | 248 | 4,481 | 26 | 195 | 584 |
| District 4 | | | | | | | | | | | | | | | |
| Duplin | 2,120 | 73 | 4 | 87 | 34 | 37 | 258 | 0 | 5 | 11 | 10 | 1,595 | 0 | 0 | 6 |
| Jones | 344 | 22 | 0 | 9 | 2 | 2 | 111 | 0 | 2 | 1 | 2 | 191 | 0 | 0 | 2 |
| Onslow | 3,721 | 150 | 5 | 83 | 32 | 49 | 1,000 | 1 | 34 | 67 | 59 | 2,241 | 0 | 0 | 0 |
| Sampson | 3,039 | 110 | 1 | 90 | 13 | 65 | 346 | 0 | 9 | 4 | 28 | 2,372 | 0 | 0 | 1 |
| District Totals | 9,224 | 355 | 10 | 269 | 81 | 153 | 1,715 | 1 | 50 | 83 | 99 | 6,399 | 0 | 0 | 9 |
| District 5 | | | | | | | | | | | | | | | |
| New Hanover | 6,020 | 311 | 19 | 386 | 145 | 137 | 1,040 | 2 | 30 | 34 | 55 | 3,858 | 0 | 2 | 1 |
| Pender | 755 | 48 | 2 | 51 | 15 | 14 | 119 | 0 | 2 | 2 | 9 | 465 | 0 | 24 | 4 |
| District Totals | 6,775 | 359 | 21 | 437 | 160 | 151 | 1,159 | 2 | 32 | 36 | 64 | 4,323 | 0 | 26 | 5 |
| District 6 | | | | | | | | | | | | | | | |
| Bertie | 1,030 | 27 | 1 | 20 | 8 | 16 | 70 | 0 | 2 | 0 | 27 | 858 | 1 | 0 | 0 |
| Halifax | 2,333 | 36 | 2 | 75 | 7 | 31 | 315 | 0 | 0 | 4 | 47 | 896 | 23 | 2 | 895 |
| Hertford | 1,073 | 17 | 2 | 151 | 12 | 41 | 88 | 0 | 5 | 1 | 65 | 689 | 0 | 0 | 2 |
| Northampton | 1,044 | 103 | 0 | 35 | 2 | 27 | 11 | 0 | 0 | 0 | 46 | 819 | 0 | 0 | 1 |
| District Totals | 5,480 | 183 | 5 | 281 | 29 | 115 | 484 | 0 | 7 | 5 | 185 | 3,262 | 24 | 2 | 898 |

*The data in this disposition category is for the six-month period from January 1, 1979—June 30, 1979. Before January 1, 1979, data on this type of disposition was not available.

Manner of Disposition of Civil Cases in the District Courts

July 1, 1978 — June 30, 1979

| | Total Disposed | General Civil | | | | | Domestic Relations | | | | | Small Claims | | | |
|--------------------|-------------------|---------------|------|-------|-------------------------|-------|--------------------|------|-------|-------------------------|-------|-----------------|-------|-------------------------|-------|
| | | Judge | Jury | Clerk | Voluntary* Dismissal | Other | Judge | Jury | Clerk | Voluntary* Dismissal | Other | Magis- trate | Clerk | Voluntary* Dismissal | Other |
| <u>District 7</u> | | | | | | | | | | | | | | | |
| Edgecombe | 4,093 | 69 | 0 | 160 | 30 | 41 | 351 | 0 | 3 | 7 | 177 | 3,255 | 0 | 0 | 0 |
| Nash | 3,224 | 72 | 3 | 144 | 43 | 52 | 442 | 0 | 9 | 8 | 15 | 2,436 | 0 | 0 | 0 |
| Wilson | 3,802 | 217 | 2 | 92 | 31 | 56 | 489 | 0 | 2 | 14 | 15 | 2,155 | 1 | 715 | 13 |
| District Totals | 11,119 | 358 | 5 | 396 | 104 | 149 | 1,282 | 0 | 14 | 29 | 207 | 7,846 | 1 | 715 | 13 |
| <u>District 8</u> | | | | | | | | | | | | | | | |
| Greene | 534 | 15 | 0 | 2 | 4 | 7 | 112 | 0 | 0 | 1 | 2 | 391 | 0 | 0 | 0 |
| Lenoir | 4,080 | 310 | 2 | 213 | 29 | 36 | 706 | 0 | 6 | 8 | 10 | 2,758 | 0 | 2 | 0 |
| Wayne | 4,808 | 142 | 9 | 408 | 170 | 160 | 739 | 0 | 7 | 64 | 69 | 2,320 | 0 | 717 | 3 |
| District Totals | 9,422 | 467 | 11 | 623 | 203 | 203 | 1,557 | 0 | 13 | 73 | 81 | 5,469 | 0 | 719 | 3 |
| <u>District 9</u> | | | | | | | | | | | | | | | |
| Franklin | 1,204 | 54 | 2 | 45 | 19 | 24 | 251 | 1 | 2 | 14 | 19 | 588 | 0 | 183 | 2 |
| Granville | 1,551 | 62 | 0 | 74 | 18 | 15 | 116 | 0 | 15 | 10 | 14 | 1,226 | 0 | 1 | 0 |
| Person | 1,322 | 52 | 1 | 54 | 10 | 42 | 155 | 0 | 4 | 6 | 13 | 961 | 14 | 0 | 10 |
| Vance | 2,356 | 98 | 0 | 43 | 47 | 81 | 351 | 0 | 2 | 13 | 56 | 1,658 | 0 | 6 | 1 |
| Warren | 755 | 74 | 0 | 26 | 3 | 42 | 102 | 0 | 1 | 0 | 26 | 474 | 0 | 0 | 7 |
| District Totals | 7,188 | 340 | 3 | 242 | 97 | 204 | 975 | 1 | 24 | 43 | 128 | 4,907 | 14 | 190 | 20 |
| <u>District 10</u> | | | | | | | | | | | | | | | |
| Wake | 13,698 | 1,139 | 12 | 1,303 | 429 | 394 | 1,732 | 4 | 26 | 54 | 65 | 6,482 | 0 | 1,083 | 975 |
| <u>District 11</u> | | | | | | | | | | | | | | | |
| Harnett | 2,230 | 85 | 4 | 137 | 107 | 126 | 332 | 2 | 8 | 37 | 24 | 1,361 | 4 | 2 | 1 |
| Johnston | 3,081 | 145 | 3 | 93 | 76 | 114 | 626 | 1 | 1 | 18 | 115 | 1,889 | 0 | 0 | 0 |
| Lee | 1,714 | 265 | 0 | 125 | 11 | 129 | 9 | 0 | 0 | 0 | 11 | 1,154 | 6 | 1 | 3 |
| District Totals | 7,025 | 495 | 7 | 355 | 194 | 369 | 967 | 3 | 9 | 55 | 150 | 4,404 | 10 | 3 | 4 |
| <u>District 12</u> | | | | | | | | | | | | | | | |
| Cumberland | 11,615 | 448 | 12 | 650 | 163 | 325 | 1,895 | 1 | 94 | 75 | 363 | 5,912 | 1,190 | 214 | 273 |
| Hoke | 802 | 28 | 0 | 62 | 0 | 111 | 44 | 0 | 0 | 0 | 31 | 526 | 0 | 0 | 0 |
| District Totals | 12,417 | 476 | 12 | 712 | 163 | 436 | 1,939 | 1 | 94 | 75 | 394 | 6,438 | 1,190 | 214 | 273 |
| <u>District 13</u> | | | | | | | | | | | | | | | |
| Bladen | 1,373 | 135 | 2 | 129 | 27 | 42 | 81 | 0 | 0 | 6 | 7 | 910 | 18 | 12 | 4 |
| Brunswick | 357 | 62 | 6 | 31 | 39 | 42 | 136 | 0 | 1 | 11 | 18 | 9 | 0 | 0 | 3 |
| Columbus | 2,800 | 132 | 22 | 129 | 90 | 90 | 342 | 0 | 1 | 50 | 18 | 1,924 | 0 | 1 | 1 |
| District Totals | 4,530 | 329 | 29 | 289 | 156 | 174 | 559 | 0 | 2 | 67 | 43 | 2,843 | 18 | 13 | 8 |

*The data in this disposition category is for the six-month period from January 1, 1979—June 30, 1979. Before January 1, 1979, data on this type of disposition was not available.

Manner of Disposition of Civil Cases in the District Courts

July 1, 1978 — June 30, 1979

| | Total Disposed | General Civil | | | | | Domestic Relations | | | | | Magis- trate | Small Claims | | |
|---------------------|-------------------|---------------|------|-------|-------------------------|-------|--------------------|------|-------|-------------------------|-------|-----------------|--------------|-------------------------|-------|
| | | Judge | Jury | Clerk | Voluntary* Dismissal | Other | Judge | Jury | Clerk | Voluntary* Dismissal | Other | | Clerk | Voluntary* Dismissal | Other |
| <u>District 14</u> | | | | | | | | | | | | | | | |
| Durham | 14,795 | 242 | 10 | 665 | 226 | 479 | 1,212 | 0 | 28 | 19 | 319 | 11,592 | 1 | 0 | 2 |
| <u>District 15A</u> | | | | | | | | | | | | | | | |
| Alamance | 3,157 | 134 | 6 | 128 | 104 | 95 | 760 | 2 | 19 | 51 | 140 | 1,398 | 2 | 171 | 147 |
| <u>District 15B</u> | | | | | | | | | | | | | | | |
| Chatham | 1,370 | 36 | 0 | 44 | 12 | 20 | 256 | 0 | 1 | 15 | 11 | 975 | 0 | 0 | 0 |
| Orange | 1,853 | 136 | 0 | 181 | 35 | 34 | 365 | 0 | 2 | 12 | 10 | 1,074 | 0 | 1 | 3 |
| District Totals | 3,223 | 172 | 0 | 225 | 47 | 54 | 621 | 0 | 3 | 27 | 21 | 2,049 | 0 | 1 | 3 |
| <u>District 16</u> | | | | | | | | | | | | | | | |
| Robeson | 5,760 | 431 | 6 | 385 | 227 | 139 | 894 | 10 | 4 | 18 | 41 | 3,568 | 2 | 14 | 21 |
| Scotland | 1,406 | 27 | 0 | 59 | 19 | 15 | 187 | 0 | 0 | 1 | 14 | 758 | 0 | 288 | 38 |
| District Totals | 7,166 | 458 | 6 | 444 | 246 | 154 | 1,081 | 10 | 4 | 19 | 55 | 4,326 | 2 | 302 | 59 |
| <u>District 17</u> | | | | | | | | | | | | | | | |
| Caswell | 620 | 12 | 0 | 14 | 2 | 13 | 126 | 1 | 5 | 11 | 23 | 412 | 0 | 0 | 1 |
| Rockingham | 2,970 | 89 | 6 | 189 | 58 | 47 | 614 | 1 | 5 | 30 | 71 | 1,860 | 0 | 0 | 0 |
| Stokes | 821 | 22 | 1 | 28 | 14 | 25 | 154 | 0 | 1 | 18 | 26 | 532 | 0 | 0 | 0 |
| Surry | 3,265 | 74 | 7 | 252 | 52 | 81 | 305 | 4 | 1 | 13 | 99 | 1,881 | 0 | 273 | 223 |
| District Totals | 7,676 | 197 | 14 | 483 | 126 | 166 | 1,199 | 6 | 12 | 72 | 219 | 4,685 | 0 | 273 | 224 |
| <u>District 18</u> | | | | | | | | | | | | | | | |
| Guilford | 21,309 | 1,158 | 24 | 1,502 | 610 | 645 | 3,320 | 2 | 8 | 108 | 169 | 13,747 | 5 | 3 | 8 |
| <u>District 19A</u> | | | | | | | | | | | | | | | |
| Cabarrus | 2,672 | 74 | 7 | 258 | 120 | 60 | 520 | 0 | 5 | 19 | 26 | 1,011 | 0 | 230 | 342 |
| Rowan | 3,281 | 145 | 8 | 176 | 0 | 95 | 517 | 1 | 5 | 0 | 57 | 2,254 | 2 | 0 | 21 |
| District Totals | 5,953 | 219 | 15 | 434 | 120 | 155 | 1,037 | 1 | 10 | 19 | 83 | 3,265 | 2 | 230 | 363 |
| <u>District 19B</u> | | | | | | | | | | | | | | | |
| Montgomery | 980 | 42 | 0 | 23 | 10 | 31 | 75 | 0 | 1 | 2 | 17 | 776 | 0 | 0 | 3 |
| Randolph | 2,055 | 84 | 0 | 127 | 51 | 27 | 568 | 0 | 16 | 20 | 12 | 1,144 | 0 | 6 | 0 |
| District Totals | 3,035 | 126 | 0 | 150 | 61 | 58 | 643 | 0 | 17 | 22 | 29 | 1,920 | 0 | 6 | 3 |

*The data in this disposition category is for the six-month period from January 1, 1979—June 30, 1979. Before January 1, 1979, data on this type of disposition was not available.

Manner of Disposition of Civil Cases in the District Courts

July 1, 1978 — June 30, 1979

| | Total Disposed | General Civil | | | | | Domestic Relations | | | | | Small Claims | | | |
|--------------------|-------------------|---------------|------|-------|-------------------------|-------|--------------------|------|-------|-------------------------|-------|-----------------|-------|-------------------------|-------|
| | | Judge | Jury | Clerk | Voluntary* Dismissal | Other | Judge | Jury | Clerk | Voluntary* Dismissal | Other | Magis- trate | Clerk | Voluntary* Dismissal | Other |
| District 20 | | | | | | | | | | | | | | | |
| Anson | 1,010 | 44 | 0 | 19 | 10 | 42 | 130 | 0 | 0 | 5 | 53 | 655 | 52 | 0 | 0 |
| Moore | 2,048 | 64 | 8 | 91 | 32 | 56 | 243 | 0 | 2 | 9 | 48 | 1,377 | 98 | 13 | 7 |
| Richmond | 2,808 | 63 | 5 | 88 | 0 | 61 | 304 | 2 | 4 | 0 | 25 | 2,231 | 0 | 1 | 24 |
| Stanly | 1,900 | 74 | 1 | 132 | 28 | 37 | 191 | 0 | 1 | 7 | 10 | 1,414 | 0 | 1 | 4 |
| Union | 1,907 | 64 | 14 | 80 | 30 | 63 | 309 | 1 | 5 | 7 | 30 | 1,161 | 0 | 0 | 143 |
| District Totals | 9,673 | 309 | 28 | 410 | 100 | 259 | 1,177 | 3 | 12 | 28 | 166 | 6,838 | 150 | 15 | 178 |
| District 21 | | | | | | | | | | | | | | | |
| Forsyth | 12,348 | 771 | 18 | 792 | 417 | 524 | 2,022 | 3 | 12 | 96 | 181 | 7,374 | 6 | 87 | 45 |
| District 22 | | | | | | | | | | | | | | | |
| Alexander | 548 | 18 | 0 | 21 | 3 | 14 | 81 | 0 | 2 | 5 | 4 | 399 | 0 | 1 | 0 |
| Davidson | 3,027 | 96 | 6 | 153 | 66 | 63 | 841 | 1 | 17 | 28 | 29 | 1,725 | 0 | 0 | 2 |
| Davie | 496 | 33 | 2 | 19 | 11 | 23 | 74 | 0 | 1 | 4 | 27 | 300 | 0 | 1 | 1 |
| Iredell | 3,318 | 78 | 9 | 203 | 84 | 81 | 539 | 2 | 7 | 36 | 55 | 2,167 | 4 | 39 | 14 |
| District Totals | 7,389 | 225 | 17 | 396 | 164 | 181 | 1,535 | 3 | 27 | 73 | 115 | 4,591 | 4 | 41 | 17 |
| District 23 | | | | | | | | | | | | | | | |
| Alleghany | 275 | 35 | 6 | 15 | 11 | 17 | 58 | 0 | 0 | 6 | 13 | 111 | 0 | 1 | 2 |
| Ashe | 570 | 16 | 2 | 21 | 14 | 10 | 85 | 0 | 0 | 6 | 8 | 227 | 1 | 0 | 180 |
| Wilkes | 2,145 | 143 | 10 | 332 | 106 | 108 | 390 | 1 | 11 | 16 | 15 | 784 | ? | 118 | 110 |
| Yadkin | 1,598 | 23 | 7 | 70 | 19 | 18 | 181 | 1 | 1 | 13 | 21 | 1,243 | 1 | 0 | 0 |
| District Totals | 4,588 | 217 | 25 | 438 | 150 | 153 | 714 | 2 | 12 | 41 | 57 | 2,365 | 3 | 119 | 292 |
| District 24 | | | | | | | | | | | | | | | |
| Avery | 560 | 88 | 1 | 49 | 21 | 34 | 2 | 0 | 0 | 0 | 0 | 365 | 0 | 0 | 0 |
| Madison | 236 | 22 | 0 | 0 | 0 | 4 | 57 | 0 | 0 | 0 | 6 | 147 | 0 | 0 | 0 |
| Mitchell | 341 | 15 | 0 | 20 | 5 | 29 | 42 | 3 | 0 | 1 | 8 | 217 | 0 | 0 | 1 |
| Watauga | 787 | 66 | 2 | 87 | 62 | 51 | 157 | 0 | 3 | 5 | 6 | 346 | 0 | 0 | 2 |
| Yancey | 366 | 10 | 1 | 3 | 7 | 26 | 64 | 0 | 0 | 7 | 27 | 220 | 0 | 1 | 0 |
| District Totals | 2,290 | 201 | 4 | 159 | 95 | 144 | 322 | 3 | 3 | 13 | 47 | 1,295 | 0 | 1 | 3 |
| District 25 | | | | | | | | | | | | | | | |
| Burke | 2,282 | 100 | 4 | 81 | 51 | 47 | 521 | 2 | 1 | 19 | 13 | 1,433 | 3 | 6 | 1 |
| Caldwell | 2,152 | 99 | 2 | 126 | 40 | 39 | 384 | 0 | 2 | 20 | 21 | 1,456 | 0 | 1 | 2 |
| Catawba | 3,603 | 199 | 2 | 353 | 86 | 121 | 621 | 0 | 4 | 33 | 51 | 2,117 | 0 | 7 | 9 |
| District Totals | 8,077 | 398 | 8 | 560 | 177 | 207 | 1,526 | 2 | 7 | 72 | 85 | 5,006 | 3 | 14 | 12 |
| District 26 | | | | | | | | | | | | | | | |
| Mecklenburg | 29,897 | 1,504 | 15 | 1,640 | 263 | 1,007 | 4,645 | 4 | 24 | 21 | 192 | 20,413 | 166 | 0 | 3 |

*The data in this disposition category is for the six-month period from January 1, 1979—June 30, 1979. Before January 1, 1979, data on this type of disposition was not available.

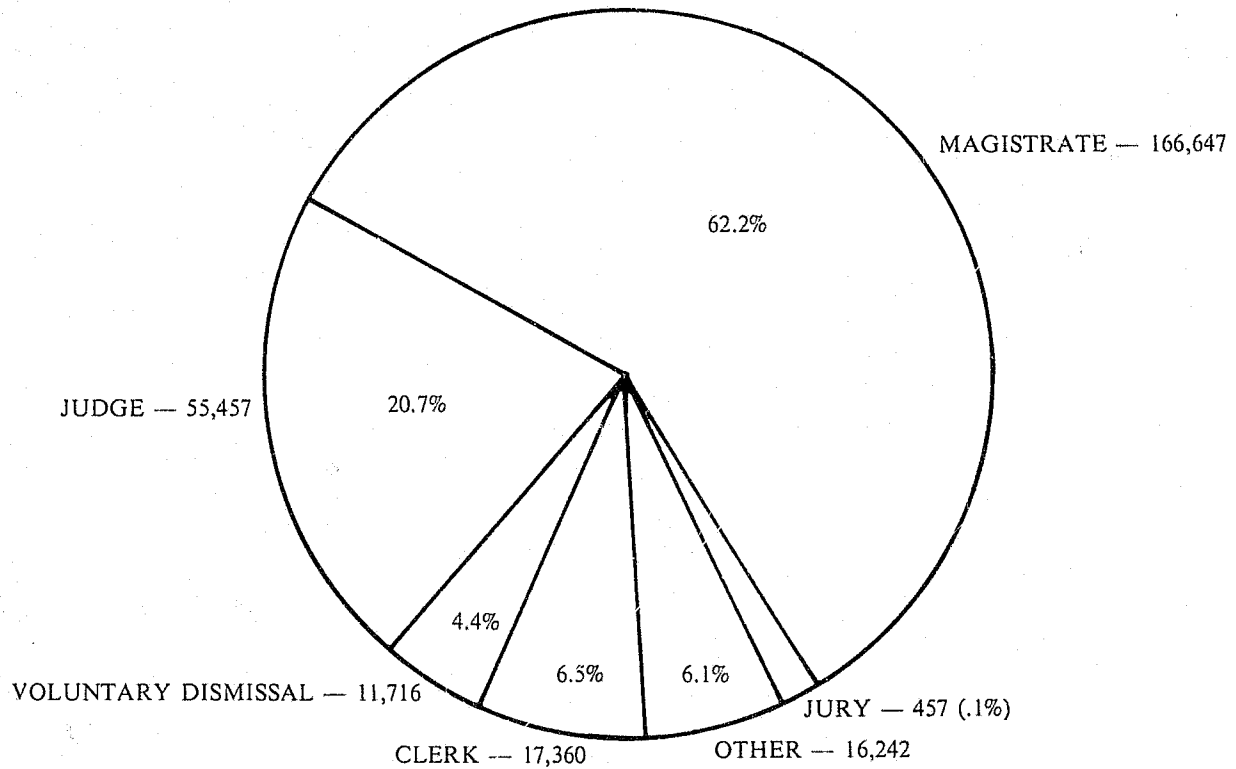
Manner of Disposition of Civil Cases in the District Courts

July 1, 1978 — June 30, 1979

| | Total Disposed | General Civil | | | | | Domestic Relations | | | | | Small Claims | | | |
|---------------------|-------------------|---------------|------|--------|-------------------------|-------|--------------------|------|-------|-------------------------|-------|-----------------|-------|-------------------------|-------|
| | | Judge | Jury | Clerk | Voluntary* Dismissal | Other | Judge | Jury | Clerk | Voluntary* Dismissal | Other | Magis- trate | Clerk | Voluntary* Dismissal | Other |
| <u>District 27A</u> | | | | | | | | | | | | | | | |
| Gaston | 5,511 | 198 | 10 | 144 | 81 | 100 | 1,591 | 1 | 11 | 42 | 46 | 3,280 | 0 | 5 | 2 |
| <u>District 27B</u> | | | | | | | | | | | | | | | |
| Cleveland | 2,810 | 138 | 0 | 62 | 43 | 59 | 579 | 0 | 1 | 20 | 15 | 1,881 | 0 | 9 | 3 |
| Lincoln | 1,159 | 43 | 5 | 125 | 29 | 58 | 270 | 0 | 2 | 11 | 10 | 596 | 0 | 3 | 7 |
| District Totals | 3,969 | 181 | 5 | 187 | 72 | 117 | 849 | 0 | 3 | 31 | 25 | 2,477 | 0 | 12 | 10 |
| <u>District 28</u> | | | | | | | | | | | | | | | |
| Buncombe | 5,498 | 477 | 25 | 245 | 152 | 119 | 1,329 | 6 | 10 | 77 | 81 | 2,533 | 1 | 355 | 88 |
| <u>District 29</u> | | | | | | | | | | | | | | | |
| Henderson | 1,144 | 89 | 4 | 47 | 35 | 24 | 352 | 1 | 11 | 24 | 21 | 535 | 0 | 1 | 0 |
| McDowell | 757 | 54 | 2 | 45 | 10 | 17 | 158 | 0 | 3 | 4 | 12 | 446 | 0 | 0 | 6 |
| Polk | 262 | 12 | 0 | 2 | 4 | 4 | 55 | 0 | 2 | 5 | 13 | 164 | 0 | 0 | 1 |
| Rutherford | 1,251 | 69 | 2 | 48 | 17 | 19 | 276 | 0 | 0 | 5 | 3 | 810 | 1 | 1 | 0 |
| Transylvania | 868 | 79 | 5 | 40 | 34 | 11 | 213 | 1 | 2 | 14 | 4 | 465 | 0 | 0 | 0 |
| District Totals | 4,282 | 303 | 13 | 182 | 100 | 75 | 1,054 | 2 | 18 | 52 | 53 | 2,420 | 1 | 2 | 7 |
| <u>District 30</u> | | | | | | | | | | | | | | | |
| Cherokee | 285 | 5 | 0 | 6 | 0 | 23 | 55 | 1 | 4 | 0 | 21 | 158 | 3 | 0 | 9 |
| Clay | 151 | 4 | 0 | 15 | 5 | 1 | 19 | 0 | 0 | 2 | 1 | 103 | 0 | 0 | 1 |
| Graham | 112 | 7 | 0 | 7 | 1 | 2 | 24 | 0 | 1 | 0 | 2 | 56 | 2 | 7 | 3 |
| Haywood | 1,563 | 114 | 1 | 82 | 21 | 67 | 226 | 0 | 8 | 8 | 8 | 1,017 | 3 | 3 | 5 |
| Jackson | 627 | 86 | 4 | 23 | 17 | 29 | 67 | 0 | 1 | 4 | 18 | 373 | 0 | 5 | 0 |
| Macon | 401 | 11 | 0 | 14 | 8 | 27 | 78 | 0 | 1 | 3 | 13 | 245 | 0 | 1 | 0 |
| Swain | 268 | 32 | 1 | 14 | 6 | 6 | 63 | 0 | 0 | 1 | 7 | 136 | 0 | 2 | 0 |
| District Totals | 3,407 | 259 | 6 | 161 | 58 | 155 | 532 | 1 | 15 | 18 | 70 | 2,088 | 8 | 18 | 18 |
| STATE TOTALS | 267,879 | 12,922 | 387 | 15,137 | 5,306 | 7,796 | 42,535 | 70 | 584 | 1,526 | 3,918 | 166,647 | 1,639 | 4,884 | 4,528 |

*The data in this disposition category is for the six-month period from January 1, 1979—June 30, 1979. Before January 1, 1979, data on this type of disposition was not available.

METHODS OF DISPOSITION OF DISTRICT COURT CIVIL CASES
1978-79



6.5% of civil district dispositions were by clerks, .1% by jury, 62.2% by magistrates, 20.7% by judges, 4.4% by voluntary dismissal, and 6.1% by other methods.

Ages of Civil Cases in the District Courts

Ages of Cases Pending 6/30/79 and Ages of Cases Disposed During Fiscal Year 1978-79

| | Total Pending | Mean Age | Median Age | Ages of Pending Cases (Days) | | | | | Total Disposed | Mean Age | Median Age | Ages of Cases at Disposition (Days) | | | | |
|-------------------|---------------|----------|------------|------------------------------|--------|---------|---------|-------|----------------|----------|------------|-------------------------------------|----------|-----------|-----------|---------|
| | | | | 0-90 | 91-180 | 181-365 | 366-730 | > 730 | | | | % 0-90 | % 91-180 | % 181-365 | % 366-730 | % > 730 |
| <u>District 1</u> | | | | | | | | | | | | | | | | |
| Camden | 21 | 82.3 | 17.0 | 14 | 2 | 5 | 0 | 0 | 120 | 64.0 | 23.2 | 87.5 | 2.5 | 5.8 | 4.2 | 0.0 |
| Chowan | 181 | 199.9 | 49.7 | 102 | 38 | 13 | 13 | 15 | 776 | 69.4 | 30.7 | 84.1 | 6.8 | 4.5 | 3.4 | 1.2 |
| Currituck | 147 | 209.2 | 86.4 | 74 | 15 | 32 | 16 | 10 | 423 | 82.0 | 27.4 | 78.7 | 9.2 | 6.9 | 3.8 | 1.4 |
| Dare | 229 | 479.8 | 259.7 | 58 | 28 | 66 | 38 | 39 | 393 | 110.9 | 26.4 | 75.3 | 10.2 | 6.9 | 4.3 | 3.3 |
| Gates | 65 | 221.7 | 72.0 | 34 | 9 | 10 | 5 | 7 | 398 | 73.6 | 26.6 | 84.7 | 7.5 | 2.5 | 3.5 | 1.8 |
| Pasquotank | 214 | 429.6 | 164.7 | 81 | 35 | 28 | 20 | 50 | 1,229 | 96.0 | 21.3 | 80.4 | 5.4 | 8.3 | 2.8 | 3.1 |
| Perquimans | 61 | 202.0 | 53.0 | 32 | 9 | 9 | 8 | 3 | 245 | 80.5 | 19.7 | 87.3 | 1.6 | 4.5 | 3.7 | 2.9 |
| District Totals | 918 | 323.7 | 126.9 | 395 | 136 | 163 | 100 | 124 | 3,584 | 85.7 | 26.4 | 81.5 | 6.6 | 6.2 | 3.4 | 2.3 |
| <u>District 2</u> | | | | | | | | | | | | | | | | |
| Beaufort | 354 | 231.0 | 61.3 | 208 | 32 | 45 | 42 | 27 | 2,429 | 68.1 | 14.4 | 86.8 | 7.3 | 1.7 | 1.7 | 2.5 |
| Hyde | 36 | 300.5 | 170.5 | 16 | 3 | 4 | 10 | 3 | 168 | 41.7 | 18.1 | 91.6 | 2.4 | 4.2 | 1.8 | 0.0 |
| Martin | 305 | 287.9 | 43.6 | 191 | 28 | 24 | 34 | 28 | 1,674 | 228.3 | 37.1 | 76.8 | 7.8 | 5.0 | 1.7 | 8.7 |
| Tyrrell | 46 | 278.6 | 143.0 | 17 | 6 | 5 | 13 | 5 | 129 | 64.5 | 28.3 | 91.4 | 2.3 | 3.1 | 1.6 | 1.6 |
| Washington | 124 | 198.5 | 88.8 | 64 | 22 | 15 | 15 | 8 | 1,017 | 57.1 | 13.6 | 83.2 | 8.8 | 4.7 | 2.9 | .4 |
| District Totals | 865 | 251.8 | 61.0 | 496 | 91 | 93 | 114 | 71 | 5,417 | 114.6 | 19.9 | 83.2 | 7.5 | 3.4 | 1.9 | 4.0 |
| <u>District 3</u> | | | | | | | | | | | | | | | | |
| Carteret | 656 | 308.8 | 171.7 | 242 | 107 | 99 | 126 | 82 | 1,286 | 88.4 | 24.1 | 78.4 | 7.9 | 9.2 | 2.1 | 2.4 |
| Craven | 963 | 308.0 | 134.8 | 401 | 148 | 170 | 136 | 108 | 3,177 | 125.3 | 29.5 | 76.2 | 9.2 | 3.5 | 7.7 | 3.4 |
| Pamlico | 83 | 429.3 | 232.7 | 28 | 11 | 12 | 10 | 22 | 290 | 109.5 | 17.8 | 76.7 | 10.3 | 4.5 | 4.1 | 4.4 |
| Pitt | 1,685 | 507.9 | 270.3 | 559 | 152 | 216 | 301 | 457 | 4,004 | 150.7 | 32.1 | 78.0 | 11.8 | 2.6 | 1.5 | 6.1 |
| District Totals | 3,387 | 410.6 | 198.5 | 1,230 | 418 | 497 | 573 | 669 | 8,757 | 131.0 | 29.1 | 77.3 | 10.2 | 4.0 | 3.9 | 4.6 |
| <u>District 4</u> | | | | | | | | | | | | | | | | |
| Duplin | 589 | 258.0 | 94.4 | 277 | 127 | 79 | 42 | 64 | 2,120 | 73.3 | 28.5 | 79.4 | 12.2 | 5.9 | 1.4 | 1.1 |
| Jones | 78 | 348.4 | 148.5 | 26 | 14 | 13 | 13 | 12 | 344 | 95.7 | 17.0 | 85.2 | 3.2 | 4.1 | 2.3 | 5.2 |
| Onslow | 1,399 | 205.8 | 122.0 | 585 | 291 | 285 | 176 | 62 | 3,721 | 144.7 | 35.7 | 73.2 | 7.1 | 9.2 | 5.1 | 5.4 |
| Sampson | 521 | 121.0 | 38.9 | 369 | 55 | 46 | 37 | 14 | 3,039 | 53.7 | 23.9 | 86.3 | 9.0 | 2.0 | 1.7 | 1.0 |
| District Totals | 2,587 | 204.9 | 95.3 | 1,257 | 487 | 423 | 268 | 152 | 9,224 | 96.5 | 27.6 | 79.4 | 8.8 | 5.9 | 3.0 | 2.9 |
| <u>District 5</u> | | | | | | | | | | | | | | | | |
| New Hanover | 2,347 | 410.9 | 261.4 | 705 | 328 | 297 | 426 | 591 | 6,020 | 70.0 | 23.5 | 83.2 | 10.4 | 3.3 | 1.4 | 1.7 |
| Pender | 228 | 307.7 | 158.5 | 87 | 38 | 44 | 32 | 27 | 755 | 73.4 | 27.2 | 79.1 | 9.9 | 7.9 | 2.6 | .5 |
| District Totals | 2,575 | 401.8 | 243.4 | 792 | 366 | 341 | 458 | 618 | 6,775 | 70.4 | 23.7 | 82.7 | 10.4 | 3.8 | 1.5 | 1.6 |
| <u>District 6</u> | | | | | | | | | | | | | | | | |
| Bertie | 404 | 344.1 | 171.5 | 149 | 57 | 71 | 68 | 59 | 1,030 | 51.6 | 19.4 | 85.0 | 11.0 | 2.1 | .8 | 1.1 |
| Halifax | 949 | 385.6 | 241.7 | 314 | 92 | 164 | 229 | 150 | 2,333 | 58.9 | 27.4 | 90.3 | 4.8 | 2.3 | 1.5 | 1.1 |
| Hertford | 414 | 184.4 | 79.5 | 216 | 62 | 78 | 35 | 23 | 1,073 | 75.8 | 31.2 | 81.5 | 5.9 | 10.5 | 1.3 | .8 |
| Northampton | 248 | 268.1 | 93.5 | 118 | 26 | 46 | 25 | 33 | 1,044 | 76.2 | 24.3 | 83.8 | 7.8 | 3.8 | 2.2 | 2.4 |
| District Totals | 2,015 | 321.5 | 168.6 | 797 | 237 | 359 | 357 | 265 | 5,480 | 64.2 | 27.3 | 86.3 | 6.8 | 4.2 | 1.4 | 1.3 |

Ages of Civil Cases in the District Courts

Ages of Cases Pending 6/30/79 and Ages of Cases Disposed During Fiscal Year 1978-79

| | Total Pending | Mean Age | Median Age | Ages of Pending Cases (Days) | | | | | Total Disposed | Mean Age | Median Age | Ages of Cases at Disposition (Days) | | | | |
|--------------------|---------------|----------|------------|------------------------------|--------|---------|---------|-------|----------------|----------|------------|-------------------------------------|----------|-----------|-----------|---------|
| | | | | 0-90 | 91-180 | 181-365 | 366-730 | > 730 | | | | % 0-90 | % 91-180 | % 181-365 | % 366-730 | % > 730 |
| <u>District 7</u> | | | | | | | | | | | | | | | | |
| Edgecombe | 796 | 397.7 | 198.5 | 300 | 92 | 113 | 116 | 175 | 4,093 | 33.1 | 20.9 | 94.8 | 2.8 | 1.3 | .9 | .2 |
| Nash | 964 | 453.6 | 283.5 | 292 | 109 | 135 | 191 | 237 | 3,224 | 36.4 | 16.6 | 93.3 | 3.4 | 2.3 | .9 | .1 |
| Wilson | 887 | 209.7 | 96.1 | 430 | 155 | 161 | 91 | 50 | 3,802 | 48.9 | 12.4 | 87.7 | 6.3 | 2.3 | 3.3 | .4 |
| District Totals | 2,647 | 355.0 | 163.0 | 1,022 | 356 | 409 | 398 | 462 | 11,119 | 39.4 | 17.5 | 91.9 | 4.2 | 1.9 | 1.8 | .2 |
| <u>District 8</u> | | | | | | | | | | | | | | | | |
| Greene | 111 | 309.9 | 99.0 | 53 | 22 | 9 | 11 | 16 | 534 | 50.1 | 19.8 | 86.6 | 7.9 | 3.4 | 1.7 | .4 |
| Lenoir | 1,398 | 443.2 | 222.5 | 434 | 233 | 145 | 210 | 376 | 4,080 | 51.1 | 20.9 | 86.1 | 10.1 | 1.9 | .9 | 1.0 |
| Wayne | 2,358 | 440.5 | 288.5 | 661 | 293 | 337 | 507 | 560 | 4,808 | 86.3 | 17.7 | 86.2 | 6.4 | 2.5 | 1.8 | 3.1 |
| District Totals | 3,867 | 437.7 | 266.8 | 1,148 | 548 | 491 | 728 | 952 | 9,422 | 69.0 | 20.6 | 86.2 | 8.1 | 2.3 | 1.4 | 2.0 |
| <u>District 9</u> | | | | | | | | | | | | | | | | |
| Franklin | 416 | 444.9 | 262.5 | 121 | 45 | 91 | 73 | 86 | 1,204 | 174.8 | 25.0 | 81.3 | 4.7 | 3.4 | 2.6 | 8.0 |
| Granville | 332 | 106.0 | 25.7 | 228 | 35 | 48 | 14 | 7 | 1,551 | 68.7 | 15.7 | 89.8 | 3.7 | 2.2 | 1.7 | 2.6 |
| Person | 677 | 507.5 | 261.2 | 182 | 102 | 114 | 160 | 119 | 1,322 | 53.8 | 16.0 | 90.7 | 2.3 | 4.2 | 1.7 | 1.1 |
| Vance | 454 | 222.1 | 74.5 | 239 | 61 | 57 | 72 | 25 | 2,356 | 149.8 | 23.7 | 83.9 | 2.9 | .9 | 3.4 | 8.9 |
| Warren | 432 | 429.7 | 276.5 | 95 | 65 | 110 | 82 | 80 | 755 | 245.0 | 28.4 | 71.1 | 7.3 | 5.7 | 5.7 | 10.2 |
| District Totals | 2,311 | 368.0 | 173.0 | 865 | 308 | 420 | 401 | 317 | 7,188 | 128.8 | 20.5 | 84.6 | 3.7 | 2.7 | 2.9 | 6.1 |
| <u>District 10</u> | | | | | | | | | | | | | | | | |
| Wake | 7,125 | 643.5 | 340.8 | 1,876 | 790 | 1,010 | 1,439 | 2,010 | 13,698 | 54.2 | 27.1 | 86.0 | 8.8 | 3.2 | 1.5 | .5 |
| <u>District 11</u> | | | | | | | | | | | | | | | | |
| Harnett | 1,103 | 450.2 | 313.2 | 287 | 91 | 211 | 287 | 227 | 2,230 | 130.4 | 31.0 | 73.6 | 13.9 | 3.0 | 3.6 | 5.9 |
| Johnston | 1,424 | 383.8 | 242.0 | 421 | 136 | 306 | 338 | 223 | 3,081 | 105.6 | 26.3 | 79.4 | 9.7 | 3.9 | 2.4 | 4.6 |
| Lee | 660 | 371.1 | 274.5 | 219 | 54 | 108 | 172 | 107 | 1,714 | 67.5 | 18.6 | 83.3 | 9.2 | 2.9 | 2.6 | 2.0 |
| District Totals | 3,187 | 404.2 | 276.7 | 927 | 281 | 625 | 797 | 557 | 7,025 | 104.2 | 25.4 | 78.5 | 10.9 | 3.4 | 2.8 | 4.4 |
| <u>District 12</u> | | | | | | | | | | | | | | | | |
| Cumberland | 3,349 | 190.9 | 94.4 | 1,632 | 511 | 539 | 566 | 101 | 11,615 | 80.6 | 28.7 | 74.2 | 16.3 | 3.7 | 5.1 | .7 |
| Hoke | 211 | 305.7 | 155.0 | 78 | 49 | 25 | 24 | 35 | 802 | 56.1 | 25.4 | 90.9 | 4.9 | 2.1 | 1.1 | 1.0 |
| District Totals | 3,560 | 197.7 | 96.3 | 1,710 | 560 | 564 | 590 | 136 | 12,417 | 79.0 | 28.3 | 75.2 | 15.6 | 3.6 | 4.8 | .8 |
| <u>District 13</u> | | | | | | | | | | | | | | | | |
| Bladen | 482 | 232.9 | 115.0 | 226 | 62 | 85 | 68 | 41 | 1,373 | 83.8 | 34.3 | 72.0 | 15.2 | 8.9 | 3.4 | .5 |
| Brunswick | 823 | 423.3 | 392.7 | 216 | 52 | 100 | 318 | 137 | 357 | 239.0 | 83.7 | 51.8 | 12.9 | 11.2 | 17.4 | 6.7 |
| Columbus | 931 | 319.1 | 197.0 | 323 | 131 | 154 | 209 | 114 | 2,800 | 121.7 | 31.4 | 74.8 | 13.0 | 2.4 | 5.0 | 4.8 |
| District Totals | 2,236 | 338.9 | 238.9 | 765 | 245 | 339 | 595 | 292 | 4,530 | 119.4 | 34.1 | 72.0 | 13.7 | 5.1 | 5.5 | 3.7 |

Ages of Civil Cases in the District Courts

Ages of Cases Pending 6/30/79 and Ages of Cases Disposed During Fiscal Year 1978-79

| | Total Pending | Mean Age | Median Age | Ages of Pending Cases (Days) | | | | | Total Disposed | Mean Age | Median Age | Ages of Cases at Disposition (Days) | | | | |
|---------------------|---------------|----------|------------|------------------------------|--------|---------|---------|-------|----------------|----------|------------|-------------------------------------|----------|-----------|-----------|---------|
| | | | | 0-90 | 91-180 | 181-365 | 366-730 | > 730 | | | | % 0-90 | % 91-180 | % 181-365 | % 366-730 | % > 730 |
| <u>District 14</u> | | | | | | | | | | | | | | | | |
| Durham | 4,678 | 701.8 | 388.8 | 1,115 | 409 | 741 | 1,165 | 1,248 | 14,795 | 124.0 | 14.1 | 87.3 | 5.2 | 1.6 | 1.2 | 4.7 |
| <u>District 15A</u> | | | | | | | | | | | | | | | | |
| Alamance | 610 | 147.8 | 68.0 | 352 | 115 | 83 | 39 | 21 | 3,157 | 61.3 | 25.8 | 84.6 | 10.5 | 2.8 | .7 | 1.4 |
| <u>District 15B</u> | | | | | | | | | | | | | | | | |
| Chatham | 270 | 290.1 | 95.1 | 131 | 24 | 34 | 48 | 33 | 1,370 | 65.9 | 25.7 | 87.5 | 5.3 | 3.4 | 2.6 | 1.2 |
| Orange | 856 | 307.4 | 202.8 | 249 | 143 | 170 | 205 | 89 | 1,853 | 133.3 | 27.2 | 72.7 | 4.6 | 10.3 | 8.8 | 3.6 |
| District Totals | 1,126 | 303.3 | 191.1 | 380 | 167 | 204 | 253 | 122 | 3,223 | 104.6 | 26.7 | 79.0 | 4.9 | 7.4 | 6.2 | 2.5 |
| <u>District 16</u> | | | | | | | | | | | | | | | | |
| Robeson | 1,678 | 312.5 | 137.2 | 694 | 288 | 212 | 296 | 188 | 5,760 | 106.0 | 20.8 | 80.1 | 6.1 | 4.7 | 3.9 | 5.2 |
| Scotland | 486 | 579.2 | 338.0 | 161 | 46 | 40 | 62 | 177 | 1,406 | 41.9 | 23.0 | 90.2 | 6.8 | 2.0 | .9 | .1 |
| District Totals | 2,164 | 372.4 | 148.6 | 855 | 334 | 252 | 358 | 365 | 7,166 | 93.5 | 21.4 | 82.0 | 6.3 | 4.2 | 3.3 | 4.2 |
| <u>District 17</u> | | | | | | | | | | | | | | | | |
| Caswell | 157 | 129.6 | 54.0 | 98 | 22 | 16 | 19 | 2 | 620 | 130.5 | 17.2 | 78.1 | 8.7 | 4.0 | 3.5 | 5.7 |
| Rockingham | 584 | 150.6 | 57.0 | 356 | 79 | 78 | 53 | 18 | 2,970 | 85.3 | 22.6 | 81.5 | 8.1 | 4.0 | 4.1 | 2.3 |
| Stokes | 138 | 223.4 | 127.2 | 51 | 34 | 27 | 16 | 10 | 821 | 82.3 | 28.2 | 83.5 | 7.6 | 2.7 | 4.3 | 1.9 |
| Surry | 784 | 223.9 | 149.7 | 290 | 160 | 184 | 118 | 32 | 3,265 | 96.0 | 30.7 | 80.1 | 9.9 | 4.7 | 2.8 | 2.5 |
| District Totals | 1,663 | 189.3 | 96.4 | 795 | 295 | 305 | 206 | 62 | 7,676 | 93.2 | 27.5 | 80.7 | 8.9 | 4.2 | 3.6 | 2.6 |
| <u>District 18</u> | | | | | | | | | | | | | | | | |
| Guilford | 5,053 | 266.9 | 120.0 | 2,194 | 884 | 886 | 668 | 421 | 21,309 | 97.5 | 19.4 | 79.0 | 7.1 | 4.8 | 7.3 | 1.8 |
| <u>District 19A</u> | | | | | | | | | | | | | | | | |
| Cabarrus | 1,153 | 258.8 | 154.6 | 468 | 189 | 185 | 227 | 84 | 2,672 | 75.9 | 23.3 | 78.4 | 10.0 | 8.0 | 2.7 | .9 |
| Rowan | 754 | 185.3 | 74.0 | 395 | 90 | 136 | 96 | 37 | 3,281 | 49.6 | 22.9 | 88.9 | 5.0 | 4.7 | 1.2 | .2 |
| District Totals | 1,907 | 229.7 | 120.6 | 863 | 279 | 321 | 323 | 121 | 5,953 | 61.4 | 23.0 | 84.3 | 7.2 | 6.1 | 1.9 | .5 |
| <u>District 19B</u> | | | | | | | | | | | | | | | | |
| Montgomery | 468 | 372.0 | 101.5 | 227 | 47 | 30 | 52 | 112 | 980 | 97.6 | 41.5 | 88.1 | 6.3 | 1.5 | 1.2 | 2.9 |
| Randolph | 430 | 177.3 | 81.0 | 226 | 79 | 63 | 43 | 19 | 2,055 | 78.4 | 25.5 | 79.0 | 10.9 | 4.6 | 4.2 | 1.3 |
| District Totals | 898 | 278.8 | 88.0 | 453 | 126 | 93 | 95 | 131 | 3,035 | 84.6 | 34.2 | 81.9 | 9.4 | 3.6 | 3.2 | 1.9 |

Ages of Civil Cases in the District Courts

Ages of Cases Pending 6/30/79 and Ages of Cases Disposed During Fiscal Year 1978-79

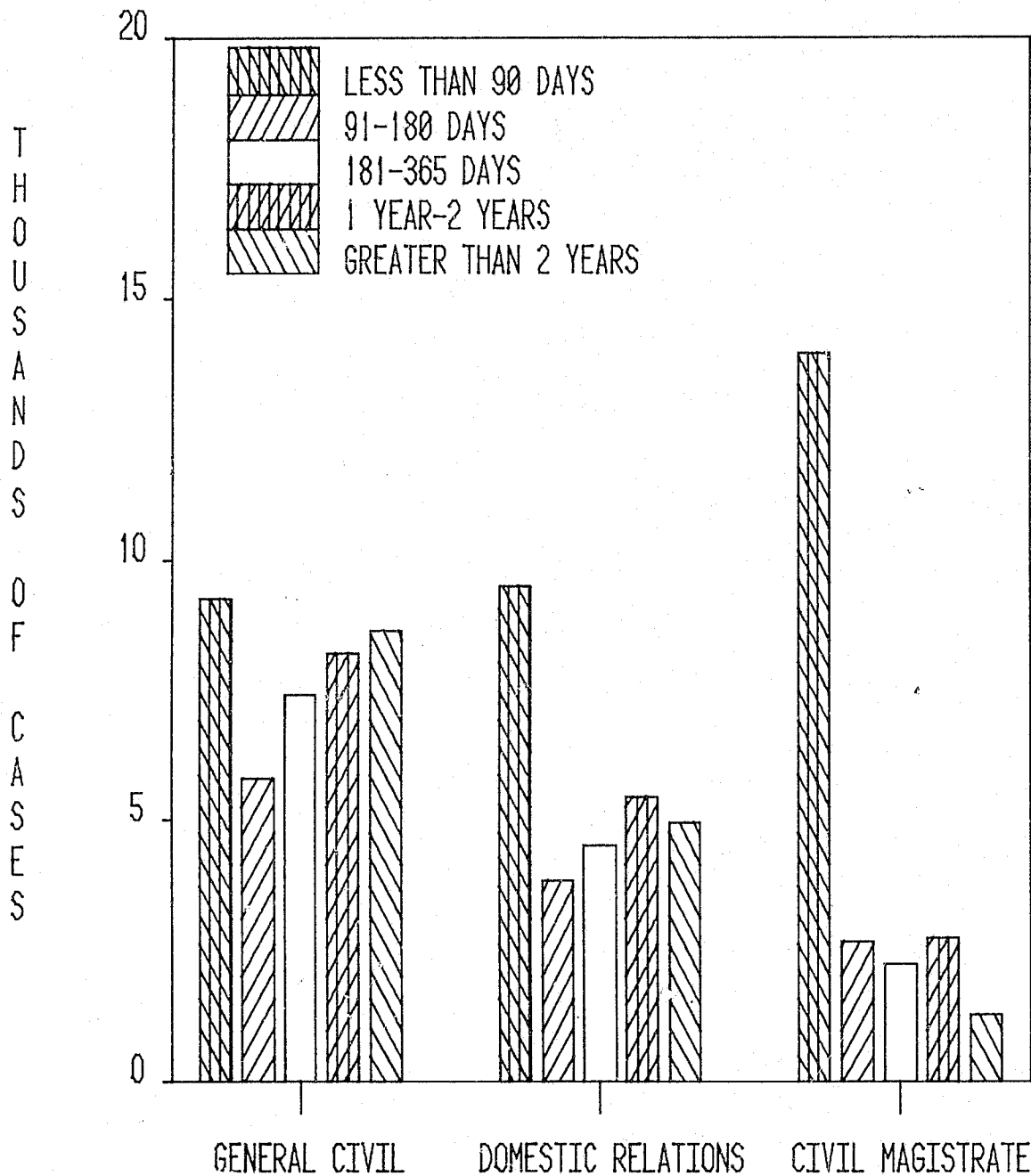
| | Total Pending | Mean Age | Median Age | Ages of Pending Cases (Days) | | | | | Total Disposed | Mean Age | Median Age | Ages of Cases at Disposition (Days) | | | | |
|--------------------|---------------|----------|------------|------------------------------|--------|---------|---------|-------|----------------|----------|------------|-------------------------------------|----------|-----------|-----------|---------|
| | | | | 0-90 | 91-180 | 181-365 | 366-730 | > 730 | | | | % 0-90 | % 91-180 | % 181-365 | % 366-730 | % > 730 |
| <u>District 20</u> | | | | | | | | | | | | | | | | |
| Anson | 203 | 499.0 | 225.2 | 61 | 23 | 41 | 41 | 37 | 1,010 | 179.8 | 20.2 | 73.7 | 8.1 | 4.6 | 5.2 | 8.4 |
| Moore | 577 | 285.1 | 137.0 | 238 | 71 | 92 | 120 | 56 | 2,048 | 92.0 | 25.8 | 82.0 | 8.7 | 3.4 | 2.4 | 3.5 |
| Richmond | 1,735 | 506.9 | 488.0 | 282 | 105 | 327 | 687 | 334 | 2,808 | 165.3 | 27.8 | 72.8 | 4.4 | 7.8 | 10.7 | 4.3 |
| Stanly | 557 | 381.8 | 175.7 | 209 | 74 | 74 | 107 | 93 | 1,900 | 87.7 | 19.8 | 85.2 | 5.7 | 5.2 | 1.2 | 2.7 |
| Union | 562 | 231.4 | 124.5 | 248 | 83 | 115 | 83 | 33 | 1,907 | 81.4 | 23.1 | 82.2 | 8.0 | 3.7 | 4.1 | 2.0 |
| District Totals | 3,634 | 409.5 | 304.7 | 1,038 | 356 | 649 | 1,038 | 553 | 9,673 | 119.5 | 25.0 | 79.1 | 6.7 | 5.2 | 5.2 | 3.8 |
| <u>District 21</u> | | | | | | | | | | | | | | | | |
| Forsyth | 2,596 | 152.0 | 80.9 | 1,360 | 526 | 419 | 224 | 67 | 12,348 | 73.1 | 25.6 | 84.4 | 5.2 | 5.0 | 4.0 | 1.4 |
| <u>District 22</u> | | | | | | | | | | | | | | | | |
| Alexander | 162 | 247.8 | 176.7 | 59 | 27 | 45 | 16 | 15 | 548 | 43.8 | 28.5 | 92.5 | 5.1 | 2.0 | .2 | .2 |
| Davidson | 889 | 251.7 | 123.8 | 365 | 154 | 105 | 198 | 67 | 3,027 | 64.0 | 22.7 | 80.1 | 11.6 | 5.8 | 2.1 | .4 |
| Davie | 156 | 164.0 | 78.0 | 86 | 23 | 24 | 18 | 5 | 496 | 82.2 | 34.5 | 81.3 | 10.5 | 2.4 | 4.2 | 1.6 |
| Iredell | 809 | 164.8 | 120.6 | 345 | 207 | 149 | 98 | 10 | 3,318 | 58.9 | 28.0 | 86.4 | 6.4 | 4.3 | 2.7 | .2 |
| District Totals | 2,016 | 209.7 | 120.8 | 855 | 411 | 323 | 330 | 97 | 7,389 | 61.4 | 27.3 | 83.9 | 8.7 | 4.7 | 2.4 | .3 |
| <u>District 23</u> | | | | | | | | | | | | | | | | |
| Alleghany | 99 | 133.1 | 81.3 | 53 | 25 | 13 | 7 | 1 | 275 | 97.8 | 34.2 | 71.0 | 14.5 | 8.0 | 4.0 | 2.5 |
| Ashe | 87 | 180.2 | 93.2 | 42 | 20 | 12 | 9 | 4 | 570 | 97.0 | 20.8 | 78.2 | 6.3 | 6.0 | 7.9 | 1.6 |
| Wilkes | 986 | 178.7 | 94.8 | 480 | 134 | 187 | 183 | 2 | 2,145 | 79.4 | 47.4 | 77.8 | 13.2 | 6.4 | 2.2 | .4 |
| Yadkin | 302 | 141.5 | 29.5 | 227 | 31 | 12 | 15 | 17 | 1,598 | 47.0 | 27.9 | 86.7 | 9.8 | 2.4 | .8 | .3 |
| District Totals | 1,474 | 168.1 | 71.1 | 802 | 210 | 224 | 214 | 24 | 4,588 | 71.4 | 36.1 | 80.6 | 11.2 | 5.1 | 2.5 | .6 |
| <u>District 24</u> | | | | | | | | | | | | | | | | |
| Avery | 101 | 242.9 | 103.0 | 42 | 22 | 19 | 6 | 12 | 560 | 70.8 | 27.9 | 81.4 | 10.0 | 4.3 | 3.6 | .7 |
| Madison | 82 | 214.4 | 176.5 | 36 | 5 | 25 | 11 | 5 | 236 | 76.3 | 29.5 | 77.1 | 10.6 | 8.9 | 3.0 | .4 |
| Mitchell | 68 | 147.3 | 73.5 | 35 | 12 | 14 | 6 | 1 | 341 | 62.8 | 31.4 | 85.3 | 8.8 | 3.8 | 1.5 | .6 |
| Watauga | 265 | 170.2 | 88.3 | 133 | 57 | 37 | 25 | 13 | 787 | 105.6 | 53.2 | 64.5 | 19.7 | 11.3 | 3.2 | 1.3 |
| Yancey | 89 | 139.9 | 81.0 | 46 | 21 | 15 | 4 | 3 | 366 | 79.6 | 23.5 | 77.5 | 10.7 | 5.5 | 6.3 | 0.0 |
| District Totals | 605 | 181.3 | 94.5 | 292 | 117 | 110 | 52 | 34 | 2,290 | 83.6 | 33.5 | 75.1 | 13.3 | 7.3 | 3.5 | .8 |
| <u>District 25</u> | | | | | | | | | | | | | | | | |
| Burke | 655 | 265.1 | 94.0 | 323 | 102 | 66 | 82 | 82 | 2,282 | 71.1 | 32.8 | 83.5 | 6.5 | 6.1 | 3.4 | .5 |
| Caldwell | 656 | 265.9 | 81.9 | 343 | 102 | 69 | 58 | 84 | 2,192 | 79.8 | 28.0 | 84.9 | 5.7 | 5.4 | 2.3 | 1.7 |
| Catawba | 1,248 | 238.5 | 117.5 | 531 | 197 | 241 | 186 | 93 | 3,603 | 69.4 | 27.5 | 82.7 | 6.7 | 7.5 | 2.6 | .5 |
| District Totals | 2,559 | 252.3 | 102.5 | 1,197 | 401 | 376 | 326 | 259 | 8,077 | 72.7 | 29.0 | 83.6 | 6.4 | 6.5 | 2.7 | .8 |
| <u>District 26</u> | | | | | | | | | | | | | | | | |
| Mecklenburg | 14,445 | 487.4 | 354.1 | 3,794 | 1,605 | 1,911 | 3,083 | 4,052 | 29,897 | 167.6 | 26.6 | 74.2 | 5.9 | 4.2 | 5.1 | 10.6 |

Ages of Civil Cases in the District Courts

Ages of Cases Pending 6/30/79 and Ages of Cases Disposed During Fiscal Year 1978-79

| | Total Pending | Mean Age | Median Age | Ages of Pending Cases (Days) | | | | | Total Disposed | Mean Age | Median Age | Ages of Cases at Disposition (Days) | | | | | % > 730 |
|---------------------|---------------|----------|------------|------------------------------|--------|---------|---------|--------|----------------|----------|------------|-------------------------------------|----------|-----------|-----------|-----|---------|
| | | | | 0-90 | 91-180 | 181-365 | 366-730 | > 730 | | | | % 0-90 | % 91-180 | % 181-365 | % 366-730 | | |
| <u>District 27A</u> | | | | | | | | | | | | | | | | | |
| Gaston | 1,960 | 367.2 | 228.0 | 616 | 219 | 410 | 423 | 292 | 5,511 | 124.2 | 22.1 | 80.5 | 6.6 | 1.9 | 5.7 | 5.3 | |
| <u>District 27B</u> | | | | | | | | | | | | | | | | | |
| Cleveland | 657 | 167.5 | 94.9 | 321 | 115 | 135 | 73 | 13 | 2,810 | 54.9 | 21.7 | 84.4 | 8.5 | 4.6 | 2.4 | .1 | |
| Lincoln | 228 | 149.3 | 93.5 | 113 | 45 | 45 | 23 | 2 | 1,159 | 54.4 | 27.7 | 86.7 | 7.5 | 4.0 | 1.4 | .4 | |
| District Totals | 885 | 162.8 | 94.7 | 434 | 160 | 180 | 96 | 15 | 3,969 | 54.7 | 22.9 | 85.2 | 8.2 | 4.4 | 2.1 | .1 | |
| <u>District 28</u> | | | | | | | | | | | | | | | | | |
| Buncombe | 2,255 | 227.5 | 152.4 | 815 | 516 | 487 | 321 | 116 | 5,498 | 89.9 | 34.2 | 74.8 | 8.7 | 9.9 | 6.3 | .3 | |
| <u>District 29</u> | | | | | | | | | | | | | | | | | |
| Henderson | 464 | 227.0 | 162.5 | 151 | 90 | 118 | 98 | 7 | 1,144 | 94.8 | 26.0 | 74.0 | 9.6 | 9.6 | 5.6 | 1.2 | |
| McDowell | 389 | 685.9 | 306.0 | 111 | 53 | 50 | 68 | 107 | 757 | 94.8 | 34.2 | 76.9 | 11.0 | 6.3 | 3.8 | 2.0 | |
| Polk | 73 | 100.4 | 73.0 | 41 | 19 | 12 | 0 | 1 | 262 | 169.9 | 42.1 | 66.4 | 12.2 | 4.6 | 8.4 | 8.4 | |
| Rutherford | 311 | 186.0 | 109.7 | 139 | 51 | 70 | 40 | 11 | 1,251 | 44.7 | 20.3 | 92.0 | 3.5 | 2.6 | 1.5 | .4 | |
| Transylvania | 339 | 355.4 | 151.2 | 121 | 65 | 43 | 51 | 59 | 868 | 162.3 | 39.7 | 66.6 | 6.3 | 9.9 | 13.4 | 3.8 | |
| District Totals | 1,576 | 353.9 | 161.9 | 563 | 278 | 293 | 257 | 185 | 4,282 | 98.5 | 27.5 | 77.8 | 7.6 | 6.7 | 5.8 | 2.1 | |
| <u>District 30</u> | | | | | | | | | | | | | | | | | |
| Cherokee | 265 | 187.0 | 162.9 | 74 | 92 | 63 | 31 | 5 | 285 | 96.7 | 42.8 | 72.6 | 10.2 | 10.9 | 6.3 | 0.0 | |
| Clay | 38 | 63.8 | 36.5 | 28 | 5 | 5 | 0 | 0 | 151 | 91.5 | 28.0 | 78.1 | 6.0 | 11.3 | 1.3 | 3.3 | |
| Graham | 33 | 175.4 | 103.0 | 26 | 6 | 10 | 11 | 0 | 112 | 87.9 | 22.5 | 74.2 | 9.8 | 7.1 | 8.9 | 0.0 | |
| Haywood | 474 | 175.7 | 73.7 | 250 | 65 | 79 | 68 | 12 | 1,563 | 77.0 | 28.2 | 83.6 | 3.8 | 7.4 | 4.6 | .6 | |
| Jackson | 214 | 202.2 | 120.5 | 95 | 39 | 50 | 23 | 7 | 627 | 134.7 | 38.8 | 67.5 | 8.0 | 12.1 | 10.8 | 1.6 | |
| Macon | 228 | 583.2 | 206.8 | 82 | 27 | 41 | 26 | 52 | 401 | 73.7 | 26.9 | 79.8 | 8.2 | 8.0 | 3.5 | .5 | |
| Swain | 98 | 212.2 | 110.5 | 44 | 20 | 19 | 11 | 4 | 268 | 69.4 | 28.6 | 80.6 | 10.1 | 6.0 | 2.2 | 1.1 | |
| District Totals | 1,370 | 249.3 | 121.8 | 599 | 254 | 267 | 170 | 80 | 3,407 | 89.3 | 29.9 | 78.4 | 6.4 | 8.7 | 5.6 | .9 | |
| STATE TOTALS | 90,754 | 379.4 | 184.1 | 32,652 | 12,485 | 14,268 | 16,459 | 14,890 | 267,879 | 97.1 | 24.0 | 81.0 | 7.8 | 4.3 | 3.7 | 3.2 | |

AGE BREAKDOWN OF CIVIL DISTRICT CASES
PENDING ON JUNE 30, 1979



A SUMMARY OF PENDING CIVIL DISTRICT CASES HIGHLIGHTS AGING PROBLEMS. THE GENERAL CIVIL CATEGORY HAS THE HIGHEST CONCENTRATION OF OLD CASES; 21.9% OF CASES IN THIS CATEGORY ARE OVER TWO YEARS OLD, AS COMPARED TO 17.5% FOR DOMESTIC RELATIONS CASES, AND 5.7% FOR CIVIL MAGISTRATE CASES.

OFFENSES AND CONDITIONS ALLEGED IN JUVENILE PETITIONS IN THE DISTRICT COURTS

July 1, 1978-June 30, 1979

| | Delinquent | | | OFFENSES | | | CONDITIONS | | Grand Total | Children Before Court For First Time | | |
|--------------------|------------|-----------------|------------------|----------|------------------------|---------------|------------|-----------|----------------|---|-----------|-------|
| | Capital | Other Felony | Misde- meanor | Total | Probation Violation | Undisciplined | | Dependent | | | Neglected | |
| | | | | | | Truancy | Other | | | | | Total |
| <u>District 1</u> | | | | | | | | | | | | |
| Camden | 0 | 0 | 3 | 3 | 0 | 0 | 0 | 0 | 0 | 3 | 3 | |
| Chowan | 0 | 8 | 19 | 27 | 12 | 0 | 0 | 0 | 0 | 39 | 27 | |
| Currituck | 0 | 15 | 18 | 33 | 1 | 2 | 0 | 2 | 2 | 38 | 19 | |
| Dare | 1 | 8 | 14 | 23 | 0 | 0 | 0 | 0 | 1 | 24 | 24 | |
| Gates | 0 | 1 | 1 | 2 | 0 | 0 | 0 | 0 | 0 | 2 | 1 | |
| Pasquotank | 0 | 23 | 39 | 62 | 7 | 0 | 0 | 0 | 5 | 83 | 37 | |
| Perquimans | 0 | 8 | 18 | 26 | 0 | 0 | 0 | 0 | 0 | 26 | 10 | |
| District Totals | 1 | 63 | 112 | 176 | 20 | 2 | 0 | 2 | 5 | 215 | 121 | |
| <u>District 2</u> | | | | | | | | | | | | |
| Beaufort | 0 | 12 | 24 | 36 | 9 | 0 | 4 | 4 | 14 | 40 | 103 | 61 |
| Hyde | 0 | 1 | 6 | 7 | 0 | 0 | 2 | 2 | 1 | 2 | 12 | 11 |
| Martin | 0 | 29 | 15 | 44 | 5 | 0 | 2 | 2 | 3 | 5 | 59 | 30 |
| Tyrrell | 0 | 2 | 4 | 6 | 0 | 1 | 0 | 1 | 0 | 3 | 10 | 10 |
| Washington | 0 | 12 | 18 | 30 | 0 | 2 | 0 | 2 | 0 | 4 | 36 | 17 |
| District Totals | 0 | 56 | 67 | 123 | 14 | 3 | 8 | 11 | 18 | 54 | 220 | 129 |
| <u>District 3</u> | | | | | | | | | | | | |
| Carteret | 0 | 3 | 51 | 54 | 7 | 5 | 4 | 9 | 10 | 16 | 96 | 90 |
| Craven | 0 | 55 | 70 | 125 | 23 | 7 | 15 | 22 | 17 | 16 | 203 | 102 |
| Pamlico | 0 | 0 | 6 | 6 | 1 | 1 | 0 | 1 | 1 | 5 | 14 | 13 |
| Pitt | 0 | 73 | 56 | 129 | 10 | 2 | 8 | 10 | 38 | 12 | 199 | 140 |
| District Totals | 0 | 131 | 183 | 314 | 41 | 15 | 27 | 42 | 66 | 49 | 512 | 345 |
| <u>District 4</u> | | | | | | | | | | | | |
| Duplin | 1 | 4 | 49 | 54 | 0 | 0 | 3 | 3 | 5 | 6 | 68 | 68 |
| Jones | 0 | 9 | 10 | 19 | 0 | 4 | 1 | 5 | 2 | 4 | 30 | 30 |
| Onslow | 0 | 104 | 102 | 206 | 0 | 1 | 7 | 8 | 16 | 30 | 260 | 151 |
| Sampson | 0 | 1 | 68 | 69 | 0 | 0 | 6 | 6 | 13 | 9 | 97 | 81 |
| District Totals | 1 | 118 | 229 | 348 | 0 | 5 | 17 | 22 | 36 | 49 | 455 | 330 |
| <u>District 5</u> | | | | | | | | | | | | |
| New Hanover | 0 | 214 | 227 | 441 | 65 | 9 | 23 | 32 | 46 | 98 | 682 | 304 |
| Pender | 0 | 24 | 26 | 50 | 5 | 0 | 1 | 1 | 9 | 16 | 81 | 42 |
| District Totals | 0 | 238 | 253 | 491 | 70 | 9 | 24 | 33 | 55 | 114 | 763 | 346 |
| <u>District 6</u> | | | | | | | | | | | | |
| Bertie | 0 | 27 | 9 | 36 | 0 | 0 | 0 | 0 | 1 | 5 | 42 | 42 |
| Halifax | 0 | 56 | 56 | 112 | 1 | 0 | 22 | 22 | 19 | 15 | 169 | 119 |
| Hertford | 0 | 10 | 26 | 36 | 12 | 0 | 4 | 4 | 3 | 10 | 65 | 39 |
| Northampton | 0 | 14 | 14 | 28 | 1 | 0 | 4 | 4 | 9 | 2 | 44 | 28 |
| District Totals | 0 | 107 | 105 | 212 | 14 | 0 | 30 | 30 | 32 | 32 | 320 | 228 |
| <u>District 7</u> | | | | | | | | | | | | |
| Edgecombe | 0 | 85 | 125 | 210 | 38 | 11 | 30 | 41 | 48 | 50 | 387 | 169 |
| Nash | 0 | 72 | 128 | 200 | 27 | 1 | 20 | 21 | 28 | 48 | 324 | 173 |
| Wilson | 0 | 105 | 23 | 128 | 2 | 11 | 4 | 15 | 25 | 13 | 183 | 87 |
| District Totals | 0 | 262 | 276 | 538 | 67 | 23 | 54 | 77 | 101 | 111 | 894 | 429 |
| <u>District 8</u> | | | | | | | | | | | | |
| Greene | 0 | 2 | 14 | 16 | 0 | 1 | 4 | 5 | 7 | 7 | 35 | 19 |
| Lenoir | 0 | 39 | 163 | 202 | 20 | 2 | 22 | 24 | 9 | 56 | 311 | 163 |
| Wayne | 0 | 33 | 31 | 64 | 12 | 4 | 24 | 28 | 22 | 50 | 176 | 109 |
| District Totals | 0 | 74 | 208 | 282 | 32 | 7 | 50 | 57 | 38 | 113 | 522 | 291 |
| <u>District 9</u> | | | | | | | | | | | | |
| Franklin | 0 | 13 | 27 | 40 | 5 | 0 | 6 | 6 | 12 | 10 | 73 | 52 |
| Granville | 0 | 38 | 23 | 61 | 3 | 0 | 12 | 12 | 3 | 15 | 94 | 35 |
| Person | 0 | 25 | 3 | 28 | 0 | 1 | 1 | 2 | 1 | 8 | 39 | 38 |
| Vance | 0 | 3 | 68 | 71 | 2 | 6 | 20 | 26 | 5 | 8 | 112 | 76 |
| Warren | 0 | 2 | 5 | 7 | 0 | 2 | 3 | 5 | 0 | 5 | 17 | 17 |
| District Totals | 0 | 81 | 126 | 207 | 10 | 9 | 42 | 51 | 21 | 46 | 335 | 218 |
| <u>District 10</u> | | | | | | | | | | | | |
| Wake | 1 | 104 | 275 | 380 | 66 | 0 | 117 | 117 | 51 | 42 | 656 | 358 |

OFFENSES AND CONDITIONS ALLEGED IN JUVENILE PETITIONS IN THE DISTRICT COURTS

July 1, 1978-June 30, 1979

| | Delinquent | | | | OFFENSES | | | CONDITIONS | | Grand Total | Children Before Court For First Time | |
|---------------------|------------|--------------|--------------|-------|---------------------|---------------|-------|------------|-----------|-------------|--------------------------------------|-------|
| | Capital | Other Felony | Misde-meanor | Total | Probation Violation | Undisciplined | | Dependent | Neglected | | | |
| | | | | | | Truancy | Other | Total | | | | |
| <u>District 11</u> | | | | | | | | | | | | |
| Harnett | 1 | 18 | 49 | 68 | 15 | 8 | 22 | 30 | 25 | 30 | 168 | 94 |
| Johnston | 0 | 26 | 47 | 73 | 22 | 0 | 10 | 10 | 47 | 29 | 181 | 118 |
| Lee | 0 | 29 | 137 | 166 | 16 | 12 | 3 | 15 | 52 | 15 | 264 | 118 |
| District Totals | 1 | 73 | 233 | 307 | 53 | 20 | 35 | 55 | 124 | 74 | 613 | 330 |
| <u>District 12</u> | | | | | | | | | | | | |
| Cumberland | 0 | 131 | 252 | 383 | 0 | 30 | 145 | 175 | 404 | 158 | 1,120 | 1,029 |
| Hoke | 0 | 4 | 23 | 27 | 2 | 0 | 3 | 3 | 10 | 8 | 50 | 46 |
| District Totals | 0 | 135 | 275 | 410 | 2 | 30 | 148 | 178 | 414 | 166 | 1,170 | 1,075 |
| <u>District 13</u> | | | | | | | | | | | | |
| Bladen | 0 | 1 | 21 | 22 | 0 | 2 | 7 | 9 | 0 | 12 | 43 | 39 |
| Brunswick | 1 | 8 | 30 | 39 | 5 | 19 | 17 | 36 | 14 | 46 | 140 | 121 |
| Columbus | 0 | 31 | 91 | 122 | 19 | 7 | 30 | 37 | 25 | 61 | 264 | 130 |
| District Totals | 1 | 40 | 142 | 183 | 24 | 28 | 54 | 82 | 39 | 119 | 447 | 290 |
| <u>District 14</u> | | | | | | | | | | | | |
| Durham | 0 | 100 | 121 | 221 | 107 | 7 | 91 | 98 | 136 | 46 | 608 | 239 |
| <u>District 15A</u> | | | | | | | | | | | | |
| Alamance | 0 | 16 | 30 | 46 | 0 | 14 | 26 | 40 | 29 | 27 | 142 | 136 |
| <u>District 15B</u> | | | | | | | | | | | | |
| Chatham | 0 | 0 | 25 | 25 | 0 | 1 | 4 | 5 | 9 | 8 | 47 | 31 |
| Orange | 2 | 35 | 32 | 69 | 4 | 11 | 14 | 25 | 19 | 25 | 142 | 118 |
| District Totals | 2 | 35 | 57 | 94 | 4 | 12 | 18 | 30 | 28 | 33 | 189 | 149 |
| <u>District 16</u> | | | | | | | | | | | | |
| Robeson | 0 | 161 | 236 | 397 | 12 | 28 | 85 | 113 | 71 | 68 | 661 | 301 |
| Scotland | 1 | 28 | 56 | 85 | 6 | 8 | 29 | 37 | 16 | 18 | 162 | 115 |
| District Totals | 1 | 189 | 292 | 482 | 18 | 36 | 114 | 150 | 87 | 86 | 823 | 416 |
| <u>District 17</u> | | | | | | | | | | | | |
| Caswell | 0 | 4 | 5 | 9 | 0 | 0 | 8 | 8 | 5 | 12 | 34 | 33 |
| Rockingham | 2 | 67 | 143 | 212 | 9 | 18 | 29 | 47 | 12 | 42 | 322 | 130 |
| Stokes | 0 | 12 | 21 | 33 | 5 | 5 | 8 | 13 | 7 | 2 | 60 | 29 |
| Surry | 0 | 45 | 43 | 88 | 0 | 18 | 22 | 40 | 7 | 38 | 173 | 106 |
| District Totals | 2 | 128 | 212 | 342 | 14 | 41 | 67 | 108 | 31 | 94 | 589 | 298 |
| <u>District 18</u> | | | | | | | | | | | | |
| Guilford | 0 | 207 | 527 | 734 | 136 | 97 | 218 | 315 | 196 | 141 | 1,522 | 671 |
| <u>District 19A</u> | | | | | | | | | | | | |
| Cabarrus | 2 | 19 | 90 | 111 | 30 | 1 | 16 | 17 | 18 | 27 | 203 | 95 |
| Rowan | 0 | 33 | 147 | 180 | 21 | 29 | 7 | 36 | 84 | 94 | 415 | 200 |
| District Totals | 2 | 52 | 237 | 291 | 51 | 30 | 23 | 53 | 102 | 121 | 618 | 295 |
| <u>District 19B</u> | | | | | | | | | | | | |
| Montgomery | 0 | 4 | 24 | 28 | 4 | 1 | 6 | 7 | 2 | 0 | 41 | 34 |
| Randolph | 1 | 17 | 35 | 53 | 34 | 6 | 44 | 50 | 17 | 29 | 183 | 155 |
| District Totals | 1 | 21 | 59 | 81 | 38 | 7 | 50 | 57 | 19 | 29 | 224 | 189 |
| <u>District 20</u> | | | | | | | | | | | | |
| Anson | 0 | 34 | 52 | 86 | 2 | 0 | 0 | 0 | 0 | 9 | 97 | 27 |
| Moore | 0 | 85 | 75 | 160 | 10 | 0 | 11 | 11 | 5 | 41 | 227 | 64 |
| Richmond | 1 | 34 | 72 | 107 | 3 | 0 | 7 | 7 | 38 | 20 | 175 | 97 |
| Stanly | 0 | 3 | 364 | 367 | 13 | 0 | 7 | 7 | 18 | 11 | 416 | 85 |
| Union | 0 | 33 | 185 | 218 | 41 | 2 | 19 | 21 | 20 | 58 | 358 | 128 |
| District Totals | 1 | 189 | 748 | 938 | 69 | 2 | 44 | 46 | 81 | 139 | 1,273 | 401 |

OFFENSES AND CONDITIONS ALLEGED IN JUVENILE PETITIONS IN THE DISTRICT COURTS

July 1, 1978-June 30, 1979

| | OFFENSES | | | | | | | | CONDITIONS | | Grand Total | Children Before Court For First Time |
|---------------------|------------|-----------------|-------------|--------|------------------------|---------------|-------|-------|------------|-----------|----------------|---|
| | Delinquent | | | | Probation Violation | Undisciplined | | | Dependent | Neglected | | |
| | Capital | Other Felony | Misdemeanor | Total | | Truancy | Other | Total | | | | |
| <u>District 21</u> | | | | | | | | | | | | |
| Forsyth | 0 | 200 | 287 | 487 | 76 | 21 | 154 | 175 | 53 | 74 | 865 | 451 |
| <u>District 22</u> | | | | | | | | | | | | |
| Alexander | 0 | 16 | 16 | 32 | 0 | 0 | 6 | 6 | 5 | 7 | 50 | 38 |
| Davidson | 4 | 55 | 92 | 151 | 29 | 2 | 79 | 81 | 129 | 108 | 498 | 229 |
| Davie | 0 | 11 | 19 | 30 | 0 | 1 | 21 | 22 | 1 | 18 | 71 | 31 |
| Iredell | 0 | 5 | 152 | 157 | 4 | 5 | 58 | 63 | 25 | 37 | 286 | 169 |
| District Totals | 4 | 87 | 279 | 370 | 33 | 8 | 164 | 172 | 160 | 170 | 905 | 467 |
| <u>District 23</u> | | | | | | | | | | | | |
| Alleghany | 0 | 7 | 0 | 7 | 0 | 1 | 2 | 3 | 0 | 5 | 15 | 13 |
| Ashe | 0 | 5 | 2 | 7 | 6 | 3 | 3 | 6 | 4 | 16 | 39 | 22 |
| Wilkes | 0 | 20 | 50 | 70 | 91 | 3 | 11 | 14 | 47 | 104 | 326 | 116 |
| Yadkin | 0 | 3 | 38 | 41 | 22 | 3 | 5 | 8 | 35 | 63 | 169 | 62 |
| District Totals | 0 | 35 | 90 | 125 | 119 | 10 | 21 | 31 | 86 | 188 | 549 | 213 |
| <u>District 24</u> | | | | | | | | | | | | |
| Avery | 0 | 20 | 5 | 25 | 6 | 9 | 10 | 19 | 4 | 19 | 73 | 25 |
| Madison | 2 | 0 | 3 | 5 | 0 | 5 | 0 | 5 | 2 | 2 | 14 | 15 |
| Mitchell | 0 | 0 | 6 | 6 | 0 | 0 | 2 | 2 | 1 | 1 | 10 | 5 |
| Watauga | 0 | 6 | 15 | 21 | 0 | 2 | 10 | 12 | 28 | 6 | 67 | 60 |
| Yancey | 0 | 0 | 1 | 1 | 0 | 0 | 2 | 2 | 1 | 3 | 7 | 6 |
| District Totals | 2 | 26 | 30 | 58 | 6 | 16 | 24 | 40 | 36 | 31 | 171 | 111 |
| <u>District 25</u> | | | | | | | | | | | | |
| Burke | 0 | 40 | 62 | 102 | 41 | 32 | 82 | 114 | 38 | 46 | 341 | 150 |
| Caldwell | 0 | 70 | 98 | 168 | 28 | 21 | 61 | 82 | 31 | 23 | 332 | 144 |
| Catawba | 0 | 97 | 70 | 167 | 23 | 11 | 52 | 63 | 20 | 28 | 301 | 170 |
| District Totals | 0 | 207 | 230 | 437 | 92 | 64 | 195 | 259 | 89 | 97 | 974 | 464 |
| <u>District 26</u> | | | | | | | | | | | | |
| Mecklenburg | 1 | 765 | 673 | 1,439 | 43 | 6 | 142 | 148 | 84 | 97 | 1,811 | 678 |
| <u>District 27A</u> | | | | | | | | | | | | |
| Gaston | 3 | 156 | 406 | 565 | 0 | 45 | 155 | 200 | 44 | 9 | 818 | 410 |
| <u>District 27B</u> | | | | | | | | | | | | |
| Cleveland | 0 | 8 | 242 | 250 | 10 | 20 | 24 | 44 | 13 | 33 | 350 | 150 |
| Lincoln | 0 | 23 | 54 | 77 | 4 | 2 | 9 | 11 | 9 | 13 | 114 | 64 |
| District Totals | 0 | 31 | 296 | 327 | 14 | 22 | 33 | 55 | 22 | 46 | 464 | 214 |
| <u>District 28</u> | | | | | | | | | | | | |
| Buncombe | 2 | 112 | 208 | 322 | 13 | 38 | 330 | 368 | 37 | 40 | 780 | 358 |
| <u>District 29</u> | | | | | | | | | | | | |
| Henderson | 0 | 43 | 56 | 99 | 36 | 18 | 33 | 51 | 13 | 35 | 234 | 101 |
| McDowell | 0 | 8 | 32 | 40 | 4 | 19 | 14 | 33 | 6 | 24 | 107 | 78 |
| Polk | 0 | 4 | 5 | 9 | 0 | 1 | 4 | 5 | 0 | 1 | 15 | 14 |
| Rutherford | 0 | 18 | 50 | 68 | 18 | 1 | 8 | 9 | 19 | 19 | 133 | 87 |
| Transylvania | 0 | 4 | 13 | 17 | 4 | 7 | 4 | 11 | 24 | 11 | 67 | 41 |
| District Totals | 0 | 77 | 156 | 233 | 62 | 46 | 63 | 109 | 62 | 90 | 556 | 321 |
| <u>District 30</u> | | | | | | | | | | | | |
| Cherokee | 0 | 3 | 1 | 4 | 0 | 0 | 5 | 5 | 4 | 4 | 17 | 17 |
| Clay | 0 | 2 | 0 | 2 | 0 | 0 | 0 | 0 | 1 | 0 | 3 | 3 |
| Graham | 0 | 0 | 7 | 7 | 0 | 0 | 1 | 1 | 0 | 0 | 8 | 8 |
| Haywood | 0 | 15 | 19 | 34 | 0 | 4 | 35 | 39 | 3 | 13 | 89 | 89 |
| Jackson | 0 | 8 | 10 | 18 | 0 | 1 | 21 | 22 | 0 | 6 | 46 | 46 |
| Macon | 0 | 0 | 8 | 8 | 0 | 1 | 2 | 3 | 2 | 3 | 16 | 16 |
| Swain | 0 | 0 | 2 | 2 | 0 | 0 | 18 | 18 | 1 | 4 | 25 | 25 |
| District Totals | 0 | 28 | 47 | 75 | 0 | 6 | 82 | 88 | 11 | 30 | 204 | 204 |
| STATE TOTALS | 26 | 4,143 | 7,469 | 11,638 | 1,308 | 679 | 2,620 | 3,299 | 2,393 | 2,569 | 21,207 | 11,175 |

ADJUDICATORY HEARINGS FOR JUVENILE CASES IN THE DISTRICT COURTS

July 1, 1978-June 30, 1979

| | Delinquency Hearings | | | Undisciplined Hearings | | | Dependency Hearings | | | Neglect Hearings | | | Total Hearings |
|--------------------|----------------------|-----------|-------|------------------------|-----------|-------|---------------------|-----------|-------|------------------|-----------|-------|----------------|
| | Retained | Dismissed | Total | Retained | Dismissed | Total | Retained | Dismissed | Total | Retained | Dismissed | Total | |
| <u>District 1</u> | | | | | | | | | | | | | |
| Camden | 0 | 3 | 3 | 0 | 0 | 0 | 0 | 0 | 0 | 0 | 0 | 0 | 3 |
| Chowan | 36 | 0 | 36 | 0 | 0 | 0 | 0 | 0 | 0 | 0 | 0 | 0 | 36 |
| Currituck | 31 | 5 | 36 | 1 | 1 | 2 | 0 | 0 | 0 | 4 | 0 | 4 | 42 |
| Dare | 6 | 21 | 27 | 0 | 0 | 0 | 0 | 0 | 0 | 1 | 0 | 1 | 28 |
| Gates | 2 | 0 | 2 | 0 | 0 | 0 | 0 | 0 | 0 | 0 | 0 | 0 | 2 |
| Pasquotank | 53 | 12 | 65 | 0 | 0 | 0 | 5 | 1 | 6 | 6 | 1 | 7 | 78 |
| Perquimans | 13 | 8 | 21 | 0 | 0 | 0 | 0 | 0 | 0 | 0 | 0 | 0 | 21 |
| District Totals | 141 | 49 | 190 | 1 | 1 | 2 | 5 | 1 | 6 | 11 | 1 | 12 | 210 |
| <u>District 2</u> | | | | | | | | | | | | | |
| Beaufort | 38 | 32 | 70 | 2 | 9 | 11 | 13 | 4 | 17 | 28 | 16 | 44 | 142 |
| Hyde | 3 | 3 | 6 | 0 | 1 | 1 | 0 | 1 | 1 | 0 | 4 | 4 | 12 |
| Martin | 37 | 19 | 56 | 0 | 2 | 2 | 0 | 6 | 6 | 5 | 1 | 6 | 70 |
| Tyrrell | 4 | 2 | 6 | 0 | 1 | 1 | 0 | 0 | 0 | 2 | 1 | 3 | 10 |
| Washington | 20 | 8 | 28 | 1 | 1 | 2 | 0 | 0 | 0 | 2 | 2 | 4 | 34 |
| District Totals | 102 | 64 | 166 | 3 | 14 | 17 | 13 | 11 | 24 | 37 | 24 | 61 | 268 |
| <u>District 3</u> | | | | | | | | | | | | | |
| Carteret | 44 | 16 | 60 | 4 | 3 | 7 | 7 | 0 | 7 | 11 | 2 | 13 | 87 |
| Craven | 103 | 77 | 180 | 18 | 15 | 33 | 14 | 8 | 22 | 47 | 8 | 55 | 290 |
| Pamlico | 11 | 14 | 25 | 0 | 2 | 2 | 1 | 0 | 1 | 1 | 1 | 2 | 30 |
| Pitt | 150 | 49 | 199 | 22 | 16 | 38 | 35 | 17 | 52 | 29 | 10 | 39 | 328 |
| District Totals | 308 | 156 | 464 | 44 | 36 | 80 | 57 | 25 | 82 | 88 | 21 | 109 | 735 |
| <u>District 4</u> | | | | | | | | | | | | | |
| Duplin | 0 | 6 | 6 | 0 | 1 | 1 | 0 | 1 | 1 | 0 | 1 | 1 | 9 |
| Jones | 4 | 15 | 19 | 4 | 1 | 5 | 1 | 1 | 2 | 0 | 4 | 4 | 30 |
| Onslow | 153 | 40 | 193 | 4 | 1 | 5 | 10 | 0 | 10 | 40 | 1 | 41 | 249 |
| Sampson | 71 | 27 | 98 | 0 | 2 | 2 | 24 | 4 | 28 | 17 | 17 | 34 | 162 |
| District Totals | 228 | 88 | 316 | 8 | 5 | 13 | 35 | 6 | 41 | 57 | 23 | 80 | 450 |
| <u>District 5</u> | | | | | | | | | | | | | |
| New Hanover | 489 | 17 | 506 | 31 | 1 | 32 | 46 | 0 | 46 | 97 | 1 | 98 | 682 |
| Pender | 50 | 5 | 55 | 1 | 0 | 1 | 8 | 1 | 9 | 16 | 0 | 16 | 81 |
| District Totals | 539 | 22 | 561 | 32 | 1 | 33 | 54 | 1 | 55 | 113 | 1 | 114 | 763 |
| <u>District 6</u> | | | | | | | | | | | | | |
| Bertie | 30 | 6 | 36 | 0 | 0 | 0 | 0 | 1 | 1 | 2 | 3 | 5 | 42 |
| Halifax | 70 | 53 | 123 | 2 | 22 | 24 | 21 | 15 | 36 | 12 | 6 | 18 | 201 |
| Hertford | 20 | 69 | 89 | 1 | 4 | 5 | 1 | 3 | 4 | 5 | 13 | 18 | 116 |
| Northampton | 11 | 7 | 18 | 0 | 11 | 11 | 7 | 2 | 9 | 2 | 2 | 4 | 42 |
| District Totals | 131 | 135 | 266 | 3 | 37 | 40 | 29 | 21 | 50 | 21 | 24 | 45 | 401 |
| <u>District 7</u> | | | | | | | | | | | | | |
| Edgecombe | 189 | 52 | 241 | 24 | 17 | 41 | 30 | 4 | 34 | 51 | 8 | 59 | 375 |
| Nash | 188 | 29 | 217 | 16 | 6 | 22 | 34 | 4 | 38 | 38 | 5 | 43 | 320 |
| Wilson | 115 | 18 | 133 | 17 | 0 | 17 | 20 | 1 | 21 | 28 | 0 | 28 | 199 |
| District Totals | 492 | 99 | 591 | 57 | 23 | 80 | 84 | 9 | 93 | 117 | 13 | 130 | 894 |
| <u>District 8</u> | | | | | | | | | | | | | |
| Greene | 21 | 9 | 30 | 2 | 4 | 6 | 2 | 0 | 2 | 8 | 4 | 12 | 50 |
| Lenoir | 113 | 61 | 174 | 8 | 10 | 18 | 4 | 3 | 7 | 20 | 23 | 43 | 242 |
| Wayne | 169 | 63 | 232 | 20 | 27 | 47 | 70 | 24 | 94 | 118 | 38 | 156 | 529 |
| District Totals | 303 | 133 | 436 | 30 | 41 | 71 | 76 | 27 | 103 | 146 | 65 | 211 | 821 |
| <u>District 9</u> | | | | | | | | | | | | | |
| Franklin | 21 | 6 | 27 | 5 | 3 | 8 | 2 | 4 | 6 | 8 | 2 | 10 | 51 |
| Granville | 22 | 5 | 27 | 5 | 8 | 13 | 5 | 1 | 6 | 3 | 1 | 4 | 50 |
| Person | 33 | 8 | 41 | 2 | 4 | 6 | 0 | 0 | 0 | 9 | 3 | 12 | 59 |
| Vance | 58 | 15 | 73 | 11 | 15 | 26 | 4 | 2 | 6 | 6 | 1 | 7 | 112 |
| Warren | 1 | 7 | 8 | 5 | 4 | 9 | 0 | 0 | 0 | 9 | 2 | 11 | 28 |
| District Totals | 135 | 41 | 176 | 28 | 34 | 62 | 11 | 7 | 18 | 35 | 9 | 44 | 300 |
| <u>District 10</u> | | | | | | | | | | | | | |
| Wake | 413 | 41 | 454 | 47 | 16 | 63 | 47 | 3 | 50 | 44 | 7 | 51 | 618 |

**ADJUDICATORY HEARINGS FOR JUVENILE CASES IN THE
DISTRICT COURTS
July 1, 1978-June 30, 1979**

| | Delinquency Hearings | | | Undisciplined Hearings | | | Dependency Hearings | | | Neglect Hearings | | | Total Hearings |
|---------------------|----------------------|-----------|-------|------------------------|-----------|-------|---------------------|-----------|-------|------------------|-----------|-------|----------------|
| | Retained | Dismissed | Total | Retained | Dismissed | Total | Retained | Dismissed | Total | Retained | Dismissed | Total | |
| <u>District 11</u> | | | | | | | | | | | | | |
| Harnett | 145 | 91 | 236 | 32 | 34 | 66 | 25 | 19 | 44 | 119 | 34 | 153 | 499 |
| Johnston | 61 | 118 | 179 | 7 | 35 | 42 | 46 | 79 | 125 | 30 | 42 | 72 | 418 |
| Lee | 88 | 25 | 113 | 26 | 13 | 39 | 129 | 14 | 143 | 34 | 4 | 38 | 333 |
| District Totals | 294 | 234 | 528 | 65 | 82 | 147 | 200 | 112 | 312 | 183 | 80 | 263 | 1,250 |
| <u>District 12</u> | | | | | | | | | | | | | |
| Cumberland | 325 | 89 | 414 | 114 | 40 | 154 | 322 | 13 | 335 | 102 | 6 | 108 | 1,011 |
| Hoke | 21 | 4 | 25 | 0 | 2 | 2 | 9 | 0 | 9 | 6 | 1 | 7 | 43 |
| District Totals | 346 | 93 | 439 | 114 | 42 | 156 | 331 | 13 | 344 | 108 | 7 | 115 | 1,054 |
| <u>District 13</u> | | | | | | | | | | | | | |
| Bladen | 22 | 17 | 39 | 10 | 7 | 17 | 1 | 0 | 1 | 21 | 6 | 27 | 84 |
| Brunswick | 8 | 11 | 19 | 7 | 4 | 11 | 3 | 3 | 6 | 2 | 25 | 27 | 63 |
| Columbus | 118 | 17 | 135 | 10 | 13 | 23 | 13 | 5 | 18 | 30 | 15 | 45 | 221 |
| District Totals | 148 | 45 | 193 | 27 | 24 | 51 | 17 | 8 | 25 | 53 | 46 | 99 | 368 |
| <u>District 14</u> | | | | | | | | | | | | | |
| Durham | 165 | 121 | 286 | 40 | 47 | 87 | 116 | 2 | 118 | 29 | 5 | 34 | 525 |
| <u>District 15A</u> | | | | | | | | | | | | | |
| Alamance | 65 | 12 | 77 | 37 | 2 | 39 | 22 | 4 | 26 | 33 | 4 | 37 | 179 |
| <u>District 15B</u> | | | | | | | | | | | | | |
| Chatham | 32 | 11 | 43 | 5 | 8 | 13 | 5 | 5 | 10 | 5 | 2 | 7 | 73 |
| Orange | 97 | 41 | 138 | 23 | 10 | 33 | 31 | 9 | 40 | 24 | 14 | 38 | 249 |
| District Totals | 129 | 52 | 181 | 28 | 18 | 46 | 36 | 14 | 50 | 29 | 16 | 45 | 322 |
| <u>District 16</u> | | | | | | | | | | | | | |
| Robeson | 293 | 41 | 334 | 54 | 1 | 55 | 49 | 7 | 56 | 46 | 11 | 57 | 502 |
| Scotland | 90 | 8 | 98 | 29 | 9 | 38 | 30 | 2 | 32 | 22 | 1 | 23 | 191 |
| District Totals | 383 | 49 | 432 | 83 | 10 | 93 | 79 | 9 | 88 | 68 | 12 | 80 | 693 |
| <u>District 17</u> | | | | | | | | | | | | | |
| Caswell | 4 | 7 | 11 | 10 | 14 | 24 | 3 | 3 | 6 | 7 | 18 | 25 | 66 |
| Rockingham | 145 | 59 | 204 | 33 | 15 | 48 | 10 | 2 | 12 | 41 | 23 | 64 | 328 |
| Stokes | 23 | 7 | 30 | 13 | 3 | 16 | 5 | 4 | 9 | 1 | 3 | 4 | 59 |
| Surry | 59 | 31 | 90 | 23 | 11 | 34 | 10 | 2 | 12 | 21 | 13 | 34 | 170 |
| District Totals | 231 | 104 | 335 | 79 | 43 | 122 | 28 | 11 | 39 | 70 | 57 | 127 | 623 |
| <u>District 18</u> | | | | | | | | | | | | | |
| Guilford | 578 | 306 | 884 | 148 | 203 | 351 | 163 | 35 | 198 | 90 | 66 | 156 | 1,589 |
| <u>District 19A</u> | | | | | | | | | | | | | |
| Cabarrus | 104 | 9 | 113 | 16 | 3 | 19 | 19 | 2 | 21 | 25 | 3 | 28 | 181 |
| Rowan | 133 | 55 | 188 | 49 | 30 | 79 | 117 | 52 | 169 | 193 | 41 | 234 | 670 |
| District Totals | 237 | 64 | 301 | 65 | 33 | 98 | 136 | 54 | 190 | 218 | 44 | 262 | 851 |
| <u>District 19B</u> | | | | | | | | | | | | | |
| Montgomery | 72 | 11 | 83 | 15 | 6 | 21 | 0 | 2 | 2 | 2 | 2 | 4 | 110 |
| Randolph | 69 | 11 | 80 | 47 | 25 | 72 | 13 | 8 | 21 | 12 | 14 | 26 | 199 |
| District Totals | 141 | 22 | 163 | 62 | 31 | 93 | 13 | 10 | 23 | 14 | 16 | 30 | 309 |
| <u>District 20</u> | | | | | | | | | | | | | |
| Anson | 56 | 11 | 67 | 0 | 0 | 0 | 0 | 0 | 0 | 5 | 2 | 7 | 74 |
| Moore | 136 | 6 | 142 | 2 | 6 | 8 | 9 | 1 | 10 | 4 | 2 | 6 | 166 |
| Richmond | 100 | 68 | 168 | 5 | 18 | 23 | 35 | 5 | 40 | 39 | 2 | 41 | 272 |
| Stanly | 375 | 14 | 389 | 2 | 5 | 7 | 15 | 1 | 16 | 16 | 1 | 17 | 429 |
| Union | 179 | 79 | 258 | 16 | 11 | 27 | 27 | 22 | 49 | 146 | 41 | 187 | 521 |
| District Totals | 846 | 178 | 1,024 | 25 | 40 | 65 | 86 | 29 | 115 | 210 | 48 | 258 | 1,462 |

**ADJUDICATORY HEARINGS FOR JUVENILE CASES IN THE
DISTRICT COURTS**
July 1, 1978-June 30, 1979

| | <u>Delinquency Hearings</u> | | | <u>Undisciplined Hearings</u> | | | <u>Dependency Hearings</u> | | | <u>Neglect Hearings</u> | | | Total Hearings |
|---------------------|-----------------------------|-----------|--------|-------------------------------|-----------|-------|----------------------------|-----------|-------|-------------------------|-----------|-------|----------------|
| | Retained | Dismissed | Total | Retained | Dismissed | Total | Retained | Dismissed | Total | Retained | Dismissed | Total | |
| <u>District 21</u> | | | | | | | | | | | | | |
| Forsyth | 266 | 91 | 357 | 85 | 76 | 161 | 47 | 4 | 51 | 45 | 13 | 58 | 627 |
| <u>District 22</u> | | | | | | | | | | | | | |
| Alexander | 13 | 15 | 28 | 3 | 2 | 5 | 3 | 0 | 3 | 6 | 2 | 8 | 44 |
| Davidson | 283 | 79 | 362 | 69 | 51 | 120 | 218 | 66 | 284 | 263 | 36 | 299 | 1,065 |
| Davie | 34 | 27 | 61 | 18 | 15 | 33 | 1 | 0 | 1 | 39 | 8 | 47 | 142 |
| Iredell | 107 | 24 | 131 | 23 | 11 | 34 | 8 | 4 | 12 | 46 | 5 | 51 | 228 |
| District Totals | 437 | 145 | 582 | 113 | 79 | 192 | 230 | 70 | 300 | 354 | 51 | 405 | 1,479 |
| <u>District 23</u> | | | | | | | | | | | | | |
| Alleghany | 7 | 0 | 7 | 2 | 1 | 3 | 0 | 0 | 0 | 5 | 0 | 5 | 15 |
| Ashe | 4 | 13 | 17 | 6 | 7 | 13 | 4 | 1 | 5 | 4 | 0 | 4 | 39 |
| Wilkes | 172 | 11 | 183 | 17 | 1 | 18 | 32 | 0 | 32 | 106 | 10 | 116 | 349 |
| Yadkin | 50 | 13 | 63 | 8 | 0 | 8 | 26 | 9 | 35 | 51 | 12 | 63 | 169 |
| District Totals | 233 | 37 | 270 | 33 | 9 | 42 | 62 | 10 | 72 | 166 | 22 | 188 | 572 |
| <u>District 24</u> | | | | | | | | | | | | | |
| Avery | 14 | 13 | 27 | 6 | 3 | 9 | 4 | 0 | 4 | 41 | 4 | 45 | 85 |
| Madison | 16 | 4 | 20 | 11 | 4 | 15 | 5 | 6 | 11 | 7 | 2 | 9 | 55 |
| Mitchell | 11 | 69 | 80 | 4 | 27 | 31 | 15 | 7 | 22 | 15 | 15 | 30 | 163 |
| Watauga | 4 | 1 | 5 | 3 | 4 | 7 | 6 | 2 | 8 | 0 | 0 | 0 | 20 |
| Yancey | 49 | 8 | 57 | 25 | 5 | 30 | 31 | 1 | 32 | 27 | 2 | 29 | 148 |
| District Totals | 94 | 95 | 189 | 49 | 43 | 92 | 61 | 16 | 77 | 90 | 23 | 113 | 471 |
| <u>District 25</u> | | | | | | | | | | | | | |
| Burke | 146 | 34 | 180 | 119 | 50 | 169 | 74 | 37 | 111 | 174 | 16 | 190 | 650 |
| Caldwell | 208 | 93 | 301 | 104 | 51 | 155 | 54 | 19 | 73 | 29 | 15 | 44 | 573 |
| Catawba | 225 | 38 | 263 | 39 | 20 | 59 | 16 | 4 | 20 | 27 | 5 | 32 | 374 |
| District Totals | 579 | 165 | 744 | 262 | 121 | 383 | 144 | 60 | 204 | 230 | 36 | 266 | 1,597 |
| <u>District 26</u> | | | | | | | | | | | | | |
| Mecklenburg | 712 | 364 | 1,076 | 49 | 51 | 100 | 102 | 25 | 127 | 48 | 14 | 62 | 1,365 |
| <u>District 27A</u> | | | | | | | | | | | | | |
| Gaston | 264 | 111 | 375 | 105 | 37 | 142 | 55 | 7 | 62 | 10 | 3 | 13 | 592 |
| <u>District 27B</u> | | | | | | | | | | | | | |
| Cleveland | 159 | 68 | 227 | 29 | 10 | 39 | 13 | 0 | 13 | 31 | 3 | 34 | 313 |
| Lincoln | 53 | 16 | 69 | 6 | 4 | 10 | 6 | 1 | 7 | 11 | 1 | 12 | 98 |
| District Totals | 212 | 84 | 296 | 35 | 14 | 49 | 19 | 1 | 20 | 42 | 4 | 46 | 411 |
| <u>District 28</u> | | | | | | | | | | | | | |
| Buncombe | 68 | 140 | 208 | 78 | 210 | 288 | 4 | 15 | 19 | 3 | 14 | 17 | 532 |
| <u>District 29</u> | | | | | | | | | | | | | |
| Henderson | 115 | 21 | 136 | 35 | 15 | 50 | 11 | 1 | 12 | 26 | 4 | 30 | 228 |
| McDowell | 38 | 2 | 40 | 30 | 4 | 34 | 1 | 0 | 1 | 21 | 0 | 21 | 96 |
| Polk | 5 | 7 | 12 | 6 | 0 | 6 | 0 | 0 | 0 | 15 | 0 | 15 | 33 |
| Rutherford | 59 | 17 | 76 | 11 | 2 | 13 | 36 | 1 | 37 | 22 | 0 | 22 | 148 |
| Transylvania | 11 | 8 | 19 | 8 | 2 | 10 | 13 | 4 | 17 | 2 | 2 | 4 | 50 |
| District Totals | 228 | 55 | 283 | 90 | 23 | 113 | 61 | 6 | 67 | 86 | 6 | 92 | 555 |
| <u>District 30</u> | | | | | | | | | | | | | |
| Cherokee | 1 | 3 | 4 | 1 | 4 | 5 | 3 | 1 | 4 | 3 | 0 | 3 | 16 |
| Clay | 0 | 2 | 2 | 0 | 1 | 1 | 0 | 1 | 1 | 0 | 0 | 0 | 4 |
| Graham | 1 | 6 | 7 | 0 | 1 | 1 | 0 | 0 | 0 | 0 | 0 | 0 | 8 |
| Haywood | 7 | 21 | 28 | 3 | 30 | 33 | 0 | 1 | 1 | 1 | 3 | 4 | 66 |
| Jackson | 2 | 15 | 17 | 1 | 13 | 14 | 0 | 0 | 0 | 2 | 3 | 5 | 36 |
| Macon | 1 | 5 | 6 | 1 | 2 | 3 | 0 | 1 | 1 | 2 | 1 | 3 | 13 |
| Swain | 2 | 0 | 2 | 8 | 10 | 18 | 1 | 0 | 1 | 0 | 4 | 4 | 25 |
| District Totals | 14 | 52 | 66 | 14 | 61 | 75 | 4 | 4 | 8 | 8 | 11 | 19 | 168 |
| STATE TOTALS | 9,462 | 3,447 | 12,909 | 1,939 | 1,507 | 3,446 | 2,427 | 630 | 3,057 | 2,856 | 786 | 3,642 | 23,054 |

CASELOAD SUMMARIES FOR CRIMINAL CASES IN THE DISTRICT COURTS

July 1, 1978-June 30, 1979

| | Motor Vehicle Cases | | | | | Non-Motor Vehicle Cases | | | | | | |
|--------------------|---------------------|--------|-------------------|----------|---------------------------|-------------------------|-------------------|--------|-------------------|----------|---------------------------|--------------------|
| | Pending 7/1/78 | Filed | Total Caseload | Disposed | % Disposed to Caseload | Pending 6/30/79 | Pending 7/1/78 | Filed | Total Caseload | Disposed | % Disposed to Caseload | Pending 6/30/79 |
| <u>District 1</u> | | | | | | | | | | | | |
| Camden | 123 | 739 | 862 | 789 | 91.5 | 73 | 16 | 167 | 183 | 174 | 95.0 | 9 |
| Chowan | 88 | 1,590 | 1,678 | 1,556 | 92.7 | 122 | 31 | 634 | 665 | 604 | 90.8 | 61 |
| Currituck | 386 | 2,289 | 2,675 | 2,449 | 91.5 | 226 | 143 | 463 | 606 | 546 | 90.0 | 60 |
| Dare | 318 | 3,739 | 4,057 | 3,496 | 86.1 | 561 | 96 | 842 | 938 | 705 | 75.1 | 233 |
| Gates | 193 | 1,949 | 2,142 | 1,910 | 89.1 | 232 | 30 | 315 | 345 | 338 | 97.9 | 7 |
| Pasquotank | 262 | 3,388 | 3,650 | 3,421 | 93.7 | 229 | 99 | 1,487 | 1,586 | 1,480 | 93.3 | 106 |
| Perquimans | 109 | 1,257 | 1,366 | 1,246 | 91.2 | 120 | 31 | 318 | 349 | 288 | 82.5 | 61 |
| District Totals | 1,479 | 14,951 | 16,430 | 14,867 | 90.4 | 1,563 | 446 | 4,226 | 4,672 | 4,135 | 88.5 | 537 |
| <u>District 2</u> | | | | | | | | | | | | |
| Beaufort | 411 | 6,904 | 7,315 | 6,840 | 93.5 | 475 | 120 | 2,468 | 2,588 | 2,430 | 93.8 | 158 |
| Hyde | 45 | 434 | 479 | 457 | 95.4 | 22 | 10 | 362 | 372 | 345 | 92.7 | 27 |
| Martin | 348 | 3,461 | 3,809 | 3,590 | 94.2 | 219 | 120 | 1,580 | 1,700 | 1,595 | 93.8 | 105 |
| Tyrrell | 24 | 467 | 491 | 460 | 93.6 | 31 | 8 | 197 | 205 | 181 | 88.2 | 24 |
| Washington | 68 | 1,432 | 1,500 | 1,449 | 96.6 | 51 | 29 | 696 | 725 | 702 | 96.8 | 23 |
| District Totals | 896 | 12,698 | 13,594 | 12,796 | 94.1 | 798 | 287 | 5,303 | 5,590 | 5,253 | 93.9 | 337 |
| <u>District 3</u> | | | | | | | | | | | | |
| Carteret | 990 | 6,292 | 7,282 | 6,122 | 84.0 | 1,160 | 666 | 3,374 | 4,040 | 3,106 | 76.8 | 934 |
| Craven | 960 | 12,962 | 13,922 | 12,728 | 91.4 | 1,194 | 339 | 4,256 | 4,595 | 4,164 | 90.6 | 431 |
| Pamlico | 89 | 1,065 | 1,154 | 1,101 | 95.4 | 53 | 32 | 439 | 471 | 460 | 97.6 | 11 |
| Pitt | 1,291 | 11,317 | 12,608 | 11,375 | 90.2 | 1,233 | 964 | 7,092 | 8,056 | 6,880 | 85.4 | 1,176 |
| District Totals | 3,330 | 31,636 | 34,966 | 31,326 | 89.5 | 3,640 | 2,001 | 15,161 | 17,162 | 14,610 | 85.1 | 2,552 |
| <u>District 4</u> | | | | | | | | | | | | |
| Duplin | 629 | 6,185 | 6,814 | 6,076 | 89.1 | 738 | 303 | 2,301 | 2,604 | 2,143 | 82.2 | 461 |
| Jones | 188 | 1,534 | 1,722 | 1,572 | 91.2 | 150 | 48 | 565 | 613 | 582 | 94.9 | 31 |
| Onslow | 1,821 | 16,813 | 18,634 | 16,482 | 88.4 | 2,152 | 804 | 7,711 | 8,515 | 7,558 | 88.7 | 957 |
| Sampson | 1,427 | 10,752 | 12,179 | 10,852 | 89.1 | 1,327 | 547 | 2,772 | 3,319 | 2,579 | 77.7 | 740 |
| District Totals | 4,065 | 35,284 | 39,349 | 34,982 | 88.9 | 4,367 | 1,702 | 13,349 | 15,051 | 12,862 | 85.4 | 2,189 |
| <u>District 5</u> | | | | | | | | | | | | |
| New Hanover | 1,182 | 13,681 | 14,863 | 13,444 | 90.4 | 1,419 | 959 | 9,054 | 10,013 | 8,609 | 85.9 | 1,404 |
| Pender | 499 | 3,717 | 4,216 | 3,706 | 87.9 | 510 | 139 | 1,055 | 1,194 | 1,048 | 87.7 | 146 |
| District Totals | 1,681 | 17,398 | 19,079 | 17,150 | 89.8 | 1,929 | 1,098 | 10,109 | 11,207 | 9,657 | 86.1 | 1,550 |
| <u>District 6</u> | | | | | | | | | | | | |
| Bertie | 324 | 3,699 | 4,023 | 3,690 | 91.7 | 333 | 84 | 620 | 904 | 754 | 83.0 | 153 |
| Halifax | 872 | 11,660 | 12,532 | 11,218 | 89.5 | 1,314 | 297 | 3,512 | 3,809 | 3,335 | 87.5 | 474 |
| Hertford | 519 | 4,602 | 5,121 | 4,497 | 87.8 | 624 | 157 | 1,318 | 1,475 | 1,311 | 88.8 | 164 |
| Northampton | 428 | 6,234 | 6,662 | 6,225 | 93.4 | 437 | 27 | 624 | 651 | 619 | 95.0 | 32 |
| District Totals | 2,143 | 26,195 | 28,338 | 25,630 | 90.4 | 2,708 | 565 | 6,274 | 6,839 | 6,016 | 87.9 | 823 |
| <u>District 7</u> | | | | | | | | | | | | |
| Edgecombe | 524 | 5,136 | 5,660 | 5,197 | 91.8 | 463 | 607 | 4,778 | 5,385 | 4,876 | 90.5 | 509 |
| Nash | 926 | 8,556 | 9,482 | 8,479 | 89.4 | 1,003 | 484 | 4,863 | 5,347 | 4,767 | 89.1 | 580 |
| Wilson | 878 | 9,061 | 9,939 | 8,695 | 87.4 | 1,243 | 460 | 4,472 | 4,932 | 4,112 | 83.3 | 920 |
| District Totals | 2,328 | 22,753 | 25,081 | 22,372 | 89.1 | 2,709 | 1,551 | 14,113 | 15,664 | 13,755 | 87.8 | 1,909 |
| <u>District 8</u> | | | | | | | | | | | | |
| Greene | 105 | 1,652 | 1,757 | 1,600 | 91.0 | 157 | 56 | 794 | 850 | 793 | 93.2 | 57 |
| Lenoir | 635 | 9,112 | 9,747 | 9,063 | 92.9 | 684 | 334 | 4,877 | 5,211 | 4,894 | 93.9 | 317 |
| Wayne | 1,345 | 13,681 | 15,026 | 13,599 | 90.5 | 1,427 | 629 | 6,220 | 6,849 | 6,098 | 89.0 | 751 |
| District Totals | 2,085 | 24,445 | 26,530 | 24,262 | 91.4 | 2,268 | 1,019 | 11,891 | 12,910 | 11,785 | 91.2 | 1,125 |
| <u>District 9</u> | | | | | | | | | | | | |
| Franklin | 265 | 4,151 | 4,416 | 4,019 | 91.0 | 397 | 85 | 1,497 | 1,582 | 1,370 | 86.5 | 212 |
| Granville | 345 | 4,352 | 4,697 | 4,273 | 90.9 | 424 | 96 | 1,719 | 1,815 | 1,707 | 94.0 | 108 |
| Person | 359 | 3,393 | 3,752 | 3,381 | 90.1 | 371 | 159 | 1,669 | 1,828 | 1,625 | 88.8 | 203 |
| Vance | 359 | 4,605 | 4,964 | 4,452 | 89.6 | 412 | 262 | 2,540 | 2,802 | 2,550 | 91.0 | 252 |
| Warren | 270 | 2,556 | 2,826 | 2,340 | 82.8 | 486 | 185 | 929 | 1,114 | 885 | 79.4 | 229 |
| District Totals | 1,598 | 19,057 | 20,655 | 18,465 | 89.3 | 2,190 | 787 | 8,354 | 9,141 | 8,137 | 89.0 | 1,004 |
| <u>District 10</u> | | | | | | | | | | | | |
| Wake | 5,580 | 47,911 | 53,491 | 46,789 | 87.4 | 6,702 | 3,366 | 24,778 | 28,144 | 23,775 | 84.4 | 4,369 |

CASELOAD SUMMARIES FOR CRIMINAL CASES IN THE DISTRICT COURTS

July 1, 1978-June 30, 1979

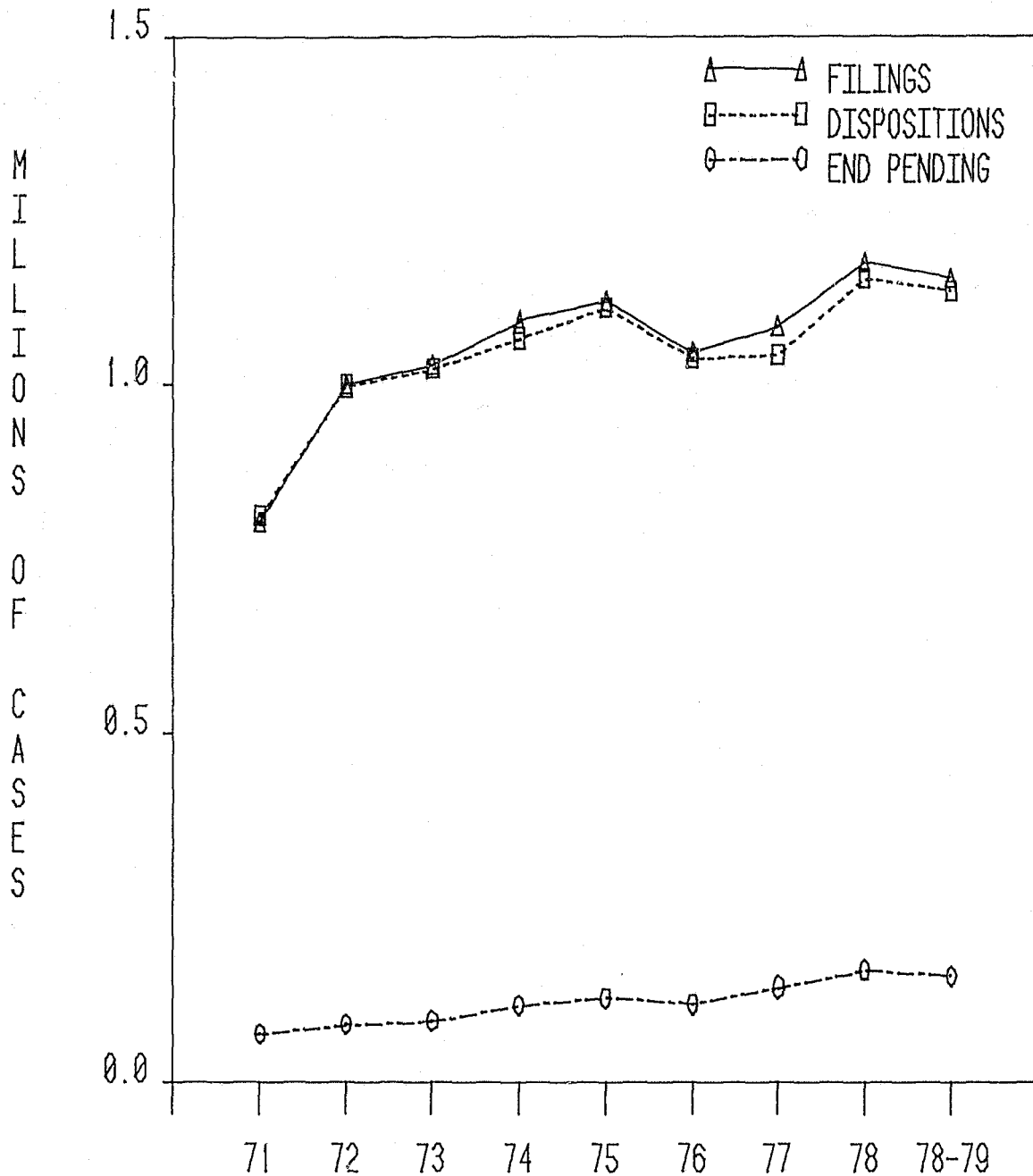
| | Motor Vehicle Cases | | | | | | Non-Motor Vehicle Cases | | | | | |
|---------------------|---------------------|--------|-------------------|----------|---------------------------|--------------------|-------------------------|--------|-------------------|----------|---------------------------|--------------------|
| | Pending 7/1/78 | Filed | Total Caseload | Disposed | % Disposed to Caseload | Pending 6/30/79 | Pending 7/1/78 | Filed | Total Caseload | Disposed | % Disposed to Caseload | Pending 6/30/79 |
| <u>District 11</u> | | | | | | | | | | | | |
| Harnett | 611 | 7,958 | 8,569 | 7,763 | 90.5 | 806 | 343 | 3,251 | 3,594 | 3,203 | 89.1 | 391 |
| Johnston | 1,381 | 13,864 | 15,245 | 13,471 | 88.3 | 1,774 | 433 | 3,375 | 3,808 | 3,188 | 83.7 | 620 |
| Lee | 328 | 4,126 | 4,454 | 3,968 | 89.0 | 486 | 338 | 3,905 | 4,243 | 3,913 | 92.2 | 330 |
| District Totals | 2,320 | 25,948 | 28,268 | 25,202 | 89.1 | 3,066 | 1,114 | 10,531 | 11,645 | 10,304 | 88.4 | 1,341 |
| <u>District 12</u> | | | | | | | | | | | | |
| Cumberland | 4,700 | 38,205 | 42,905 | 38,690 | 90.1 | 4,215 | 2,456 | 22,491 | 24,947 | 22,418 | 89.8 | 2,529 |
| Hoke | 461 | 3,635 | 4,096 | 3,735 | 91.1 | 361 | 110 | 1,477 | 1,587 | 1,250 | 78.7 | 337 |
| District Totals | 5,161 | 41,840 | 47,001 | 42,425 | 90.2 | 4,576 | 2,566 | 23,968 | 26,534 | 23,668 | 89.1 | 2,866 |
| <u>District 13</u> | | | | | | | | | | | | |
| Bladen | 915 | 6,795 | 7,710 | 6,831 | 88.5 | 879 | 304 | 2,379 | 2,683 | 2,413 | 89.9 | 270 |
| Brunswick | 435 | 4,600 | 5,035 | 4,553 | 90.4 | 482 | 153 | 1,929 | 2,082 | 1,809 | 86.8 | 273 |
| Columbus | 1,039 | 9,503 | 10,542 | 9,338 | 88.5 | 1,204 | 557 | 3,750 | 4,307 | 3,767 | 87.4 | 540 |
| District Totals | 2,389 | 20,898 | 23,287 | 20,722 | 88.9 | 2,565 | 1,014 | 8,058 | 9,072 | 7,989 | 88.0 | 1,083 |
| <u>District 14</u> | | | | | | | | | | | | |
| Durham | 2,388 | 18,741 | 21,129 | 18,483 | 87.4 | 2,646 | 1,427 | 12,174 | 13,601 | 11,720 | 86.1 | 1,881 |
| <u>District 15A</u> | | | | | | | | | | | | |
| Alamance | 1,084 | 11,716 | 12,800 | 11,694 | 91.3 | 1,106 | 403 | 4,702 | 5,105 | 4,616 | 90.4 | 489 |
| <u>District 15B</u> | | | | | | | | | | | | |
| Chatham | 292 | 5,412 | 5,704 | 5,338 | 93.5 | 366 | 72 | 1,224 | 1,296 | 1,186 | 91.5 | 110 |
| Orange | 1,607 | 10,240 | 11,847 | 10,521 | 88.8 | 1,326 | 480 | 3,243 | 3,723 | 3,379 | 90.7 | 344 |
| District Totals | 1,899 | 15,652 | 17,551 | 15,859 | 90.3 | 1,692 | 552 | 4,467 | 5,019 | 4,565 | 90.9 | 454 |
| <u>District 16</u> | | | | | | | | | | | | |
| Robeson | 1,650 | 17,532 | 19,182 | 17,405 | 90.7 | 1,777 | 895 | 8,787 | 9,682 | 8,737 | 90.2 | 945 |
| Scotland | 523 | 4,948 | 5,471 | 5,161 | 94.3 | 310 | 479 | 3,074 | 3,553 | 2,894 | 81.4 | 659 |
| District Totals | 2,173 | 22,480 | 24,653 | 22,566 | 91.5 | 2,087 | 1,374 | 11,861 | 13,235 | 11,631 | 87.8 | 1,604 |
| <u>District 17</u> | | | | | | | | | | | | |
| Caswell | 308 | 2,164 | 2,472 | 2,211 | 89.4 | 261 | 51 | 769 | 820 | 697 | 85.0 | 123 |
| Rockingham | 1,163 | 9,601 | 10,764 | 9,607 | 89.2 | 1,157 | 565 | 5,052 | 5,617 | 5,014 | 89.2 | 603 |
| Stokes | 362 | 3,541 | 3,903 | 3,537 | 90.6 | 366 | 83 | 1,038 | 1,121 | 1,003 | 89.4 | 118 |
| Surry | 880 | 6,200 | 7,080 | 6,449 | 91.0 | 631 | 518 | 3,298 | 3,816 | 3,311 | 86.7 | 505 |
| District Totals | 2,713 | 21,506 | 24,219 | 21,804 | 90.0 | 2,415 | 1,217 | 10,157 | 11,374 | 10,025 | 88.1 | 1,349 |
| <u>District 18</u> | | | | | | | | | | | | |
| Guilford | 6,167 | 42,710 | 48,877 | 41,995 | 85.9 | 6,882 | 4,644 | 19,461 | 24,105 | 19,618 | 81.3 | 4,487 |
| <u>District 19A</u> | | | | | | | | | | | | |
| Cabarrus | 1,089 | 12,624 | 13,713 | 12,238 | 89.2 | 1,475 | 391 | 3,765 | 4,156 | 3,872 | 93.1 | 284 |
| Rowan | 975 | 10,889 | 11,864 | 10,857 | 91.5 | 1,007 | 389 | 4,446 | 4,835 | 4,477 | 92.5 | 358 |
| District Totals | 2,064 | 23,513 | 25,577 | 23,095 | 90.2 | 2,482 | 780 | 8,211 | 8,991 | 8,349 | 92.8 | 642 |
| <u>District 19B</u> | | | | | | | | | | | | |
| Montgomery | 401 | 4,420 | 4,821 | 4,278 | 88.7 | 543 | 310 | 1,876 | 2,186 | 1,763 | 80.6 | 423 |
| Randolph | 845 | 9,086 | 9,931 | 9,025 | 90.8 | 906 | 287 | 2,865 | 3,152 | 2,913 | 92.4 | 239 |
| District Totals | 1,246 | 13,506 | 14,752 | 13,303 | 90.1 | 1,449 | 597 | 4,741 | 5,338 | 4,676 | 87.5 | 662 |
| <u>District 20</u> | | | | | | | | | | | | |
| Anson | 417 | 4,429 | 4,846 | 4,529 | 93.4 | 317 | 136 | 1,427 | 1,563 | 1,456 | 93.1 | 107 |
| Moore | 502 | 6,301 | 6,803 | 6,357 | 93.4 | 446 | 279 | 3,509 | 3,788 | 3,422 | 90.3 | 366 |
| Richmond | 632 | 5,877 | 6,509 | 5,703 | 87.6 | 806 | 370 | 3,037 | 3,407 | 2,965 | 87.0 | 442 |
| Stanly | 746 | 6,644 | 7,390 | 6,659 | 90.1 | 731 | 431 | 2,184 | 2,615 | 2,033 | 77.7 | 582 |
| Union | 662 | 7,089 | 7,751 | 7,179 | 92.6 | 572 | 285 | 3,200 | 3,485 | 3,159 | 90.6 | 326 |
| District Totals | 2,959 | 30,340 | 33,299 | 30,427 | 91.3 | 2,872 | 1,501 | 13,357 | 14,858 | 13,035 | 87.7 | 1,823 |

CASELOAD SUMMARIES FOR CRIMINAL CASES IN THE DISTRICT COURTS

July 1, 1978-June 30, 1979

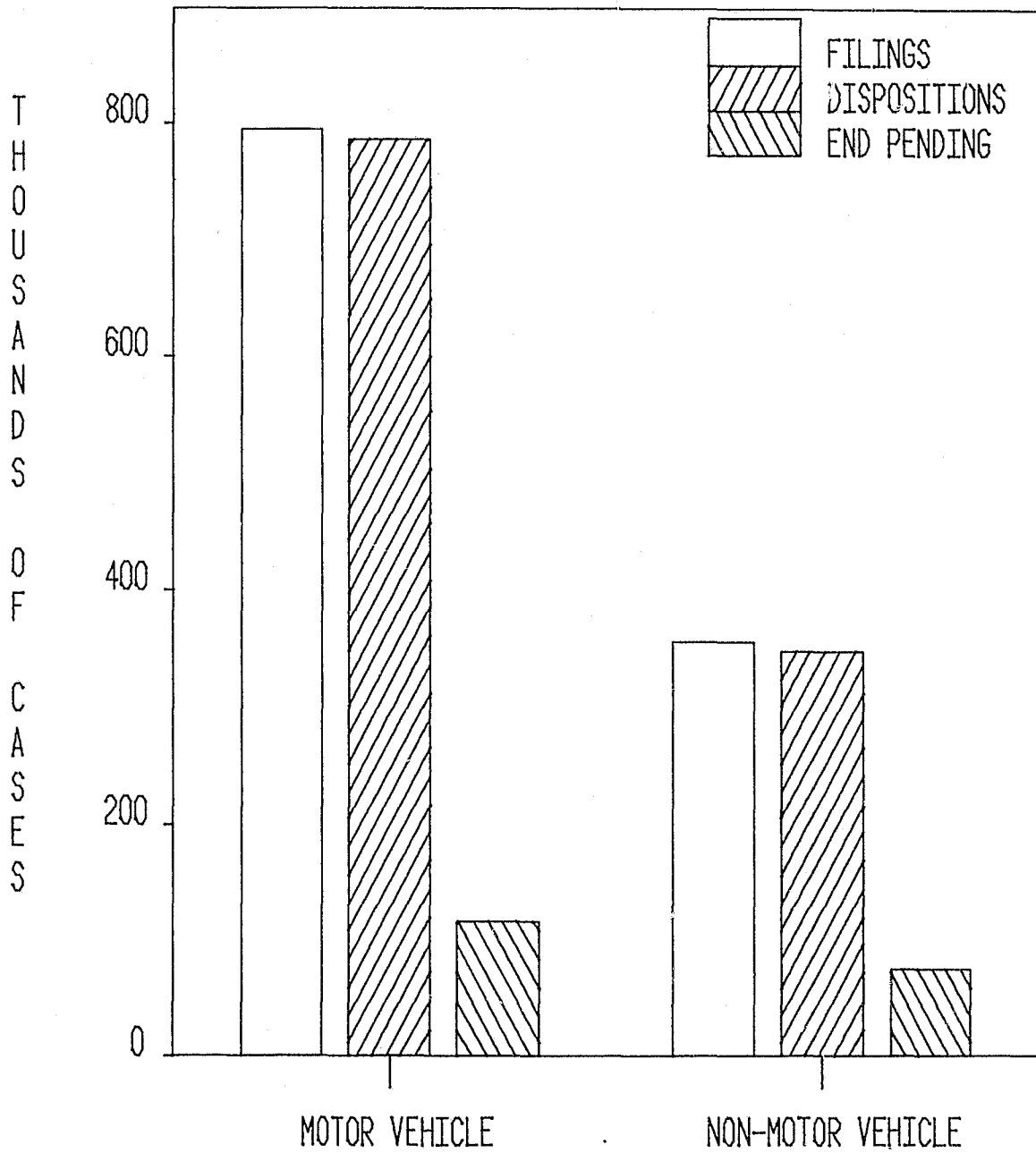
| | Motor Vehicle Cases | | | | | | Non-Motor Vehicle Cases | | | | | |
|---------------------|---------------------|---------|-------------------|----------|---------------------------|--------------------|-------------------------|---------|-------------------|----------|---------------------------|--------------------|
| | Pending 7/1/78 | Filed | Total Caseload | Disposed | % Disposed to Caseload | Pending 6/30/79 | Pending 7/1/78 | Filed | Total Caseload | Disposed | % Disposed to Caseload | Pending 6/30/79 |
| <u>District 21</u> | | | | | | | | | | | | |
| Forsyth | 3,696 | 38,178 | 41,874 | 37,358 | 89.2 | 4,516 | 2,113 | 13,563 | 15,676 | 13,628 | 86.9 | 2,048 |
| <u>District 22</u> | | | | | | | | | | | | |
| Alexander | 178 | 1,888 | 2,066 | 1,927 | 93.2 | 139 | 99 | 1,002 | 1,101 | 1,022 | 92.8 | 79 |
| Davidson | 1,188 | 13,298 | 14,486 | 13,065 | 90.1 | 1,421 | 689 | 5,338 | 6,027 | 5,160 | 85.6 | 867 |
| Davie | 391 | 4,821 | 5,212 | 4,573 | 87.7 | 639 | 64 | 970 | 1,034 | 852 | 82.3 | 182 |
| Iredell | 916 | 10,254 | 11,170 | 10,131 | 90.6 | 1,039 | 356 | 4,759 | 5,115 | 4,576 | 89.4 | 539 |
| District Totals | 2,673 | 30,261 | 32,934 | 29,696 | 90.1 | 3,238 | 1,208 | 12,069 | 13,277 | 11,610 | 87.4 | 1,667 |
| <u>District 23</u> | | | | | | | | | | | | |
| Alleghany | 40 | 769 | 809 | 713 | 88.1 | 96 | 17 | 295 | 312 | 280 | 89.7 | 32 |
| Ashe | 141 | 1,786 | 1,927 | 1,781 | 92.4 | 146 | 68 | 931 | 999 | 942 | 94.2 | 57 |
| Wilkes | 831 | 6,528 | 7,359 | 6,697 | 91.0 | 662 | 330 | 2,984 | 3,314 | 2,927 | 88.3 | 387 |
| Yadkin | 172 | 2,902 | 3,074 | 2,831 | 92.0 | 243 | 82 | 1,209 | 1,291 | 1,213 | 93.9 | 78 |
| District Totals | 1,184 | 11,985 | 13,169 | 12,022 | 91.2 | 1,147 | 497 | 5,419 | 5,916 | 5,362 | 90.6 | 554 |
| <u>District 24</u> | | | | | | | | | | | | |
| Avery | 122 | 1,817 | 1,939 | 1,651 | 85.1 | 288 | 111 | 589 | 700 | 599 | 85.5 | 101 |
| Madison | 281 | 2,500 | 2,781 | 2,536 | 91.1 | 245 | 67 | 356 | 423 | 336 | 79.4 | 87 |
| Mitchell | 103 | 1,296 | 1,399 | 1,145 | 81.8 | 254 | 40 | 335 | 375 | 322 | 85.8 | 53 |
| Watauga | 479 | 4,092 | 4,571 | 4,120 | 90.1 | 451 | 206 | 1,108 | 1,314 | 947 | 72.0 | 367 |
| Yancey | 113 | 1,543 | 1,656 | 1,467 | 88.5 | 189 | 54 | 552 | 606 | 548 | 90.4 | 58 |
| District Totals | 1,098 | 11,248 | 12,346 | 10,919 | 88.4 | 1,427 | 478 | 2,940 | 3,418 | 2,752 | 80.5 | 666 |
| <u>District 25</u> | | | | | | | | | | | | |
| Burke | 965 | 9,696 | 10,661 | 9,688 | 90.8 | 973 | 260 | 2,960 | 3,220 | 3,013 | 93.5 | 207 |
| Caldwell | 641 | 7,379 | 8,020 | 7,364 | 91.8 | 656 | 456 | 3,019 | 3,475 | 3,062 | 88.1 | 413 |
| Catawba | 1,346 | 12,983 | 14,329 | 13,144 | 91.7 | 1,185 | 648 | 6,347 | 6,995 | 6,332 | 90.5 | 663 |
| District Totals | 2,952 | 30,058 | 33,010 | 30,196 | 91.4 | 2,814 | 1,364 | 12,326 | 13,690 | 12,407 | 90.6 | 1,283 |
| <u>District 26</u> | | | | | | | | | | | | |
| Mecklenburg | 10,079 | 48,764 | 58,843 | 46,766 | 79.4 | 12,077 | 6,438 | 20,677 | 27,115 | 18,501 | 68.2 | 8,614 |
| <u>District 27A</u> | | | | | | | | | | | | |
| Gaston | 2,057 | 14,992 | 17,049 | 15,595 | 91.4 | 1,454 | 1,485 | 12,536 | 14,021 | 12,541 | 89.4 | 1,480 |
| <u>District 27B</u> | | | | | | | | | | | | |
| Cleveland | 1,094 | 10,336 | 11,430 | 10,271 | 89.8 | 1,159 | 597 | 4,562 | 5,159 | 4,579 | 88.7 | 580 |
| Lincoln | 382 | 4,543 | 4,925 | 4,448 | 90.3 | 477 | 276 | 1,911 | 2,187 | 1,876 | 85.7 | 311 |
| District Totals | 1,476 | 14,879 | 16,355 | 14,719 | 89.9 | 1,636 | 873 | 6,473 | 7,346 | 6,455 | 87.8 | 891 |
| <u>District 28</u> | | | | | | | | | | | | |
| Buncombe | 1,424 | 16,261 | 17,685 | 16,204 | 91.6 | 1,481 | 818 | 10,502 | 11,320 | 10,102 | 89.2 | 1,218 |
| <u>District 29</u> | | | | | | | | | | | | |
| Henderson | 1,084 | 6,794 | 7,878 | 6,780 | 86.0 | 1,098 | 393 | 3,369 | 3,762 | 3,270 | 86.9 | 492 |
| McDowell | 489 | 5,479 | 5,968 | 5,130 | 85.9 | 838 | 227 | 1,426 | 1,653 | 1,260 | 76.2 | 393 |
| Polk | 351 | 2,351 | 2,702 | 2,428 | 89.8 | 274 | 124 | 661 | 785 | 656 | 83.5 | 129 |
| Rutherford | 455 | 3,827 | 4,282 | 3,881 | 90.6 | 401 | 234 | 2,393 | 2,627 | 2,265 | 86.2 | 362 |
| Transylvania | 341 | 2,382 | 2,723 | 2,351 | 86.3 | 372 | 132 | 917 | 1,049 | 873 | 83.2 | 176 |
| District Totals | 2,720 | 20,833 | 23,553 | 20,570 | 87.3 | 2,983 | 1,110 | 8,766 | 9,876 | 8,324 | 84.2 | 1,552 |
| <u>District 30</u> | | | | | | | | | | | | |
| Cherokee | 186 | 2,398 | 2,584 | 2,305 | 89.2 | 279 | 94 | 674 | 768 | 631 | 82.1 | 137 |
| Clay | 57 | 585 | 642 | 579 | 90.1 | 63 | 42 | 249 | 291 | 262 | 90.0 | 29 |
| Graham | 82 | 457 | 539 | 468 | 86.8 | 71 | 49 | 279 | 328 | 281 | 85.6 | 47 |
| Haywood | 673 | 6,274 | 6,947 | 6,115 | 88.0 | 832 | 572 | 2,753 | 3,325 | 2,417 | 72.6 | 908 |
| Jackson | 358 | 2,744 | 3,102 | 2,842 | 91.6 | 260 | 135 | 629 | 764 | 644 | 84.2 | 120 |
| Macon | 190 | 3,114 | 3,304 | 3,028 | 91.6 | 276 | 149 | 630 | 779 | 574 | 73.6 | 205 |
| Swain | 98 | 2,018 | 2,116 | 1,869 | 88.3 | 247 | 101 | 561 | 662 | 502 | 75.8 | 160 |
| District Totals | 1,644 | 17,590 | 19,234 | 17,206 | 89.4 | 2,028 | 1,142 | 5,775 | 6,917 | 5,311 | 76.7 | 1,606 |
| STATE TOTALS | 88,751 | 796,227 | 884,978 | 787,465 | 88.9 | 97,513 | 47,537 | 356,292 | 403,829 | 347,174 | 85.9 | 56,655 |

CASELOAD TRENDS OF CRIMINAL CASES IN THE DISTRICT COURTS 1971-1979



IN TERMS OF VOLUME OF CASES, THE BULK IS LOCATED IN THE CRIMINAL DISTRICT COURTS OF NORTH CAROLINA. CASES LEFT PENDING AT THE END OF A YEAR ARE SMALL IN NUMBER COMPARED TO THE NUMBER OF FILINGS AND DISPOSITIONS THAT OCCUR.

MOTOR VEHICLE VS. NON-MOTOR VEHICLE CASES
 IN THE DISTRICT COURTS---1978-79



TRAFFIC CASES REPRESENT THE MAJORITY OF CRIMINAL CASES HANDLED BY THE DISTRICT COURTS, IN FACT, THEY HOLD A GREATER THAN 2 TO 1 MARGIN OVER OTHER DISTRICT COURT CRIMINAL FILINGS AND DISPOSITIONS.

MANNER OF DISPOSITION OF MOTOR VEHICLE (MV) AND NON-MOTOR VEHICLE (N-MV) CASES IN THE DISTRICT COURTS

July 1, 1978-June 30, 1979

| | | Total Disposed | Waiver | | Guilty Plea | | Not Guilty Plea | | Prelim. Hearing | Dismissal by D.A. | Speedy** Trial Dismissal | Other | % Disposed By Waiver |
|-------------------|------|----------------|-----------------|--------|-------------|------------------|-----------------|------------------|-----------------|-------------------|--------------------------|-------|----------------------|
| | | | Magis- trate | Clerk | Judge | Magis- trate* | Judge | Magis- trate* | | | | | |
| <u>District 1</u> | | | | | | | | | | | | | |
| Camden | MV | 789 | 31 | 464 | 141 | - | 55 | - | 1 | 50 | 0 | 47 | 62.7 |
| | N-MV | 174 | 3 | 0 | 39 | 47 | 17 | 0 | 22 | 27 | 0 | 19 | 1.7 |
| Chowan | MV | 1,556 | 134 | 898 | 327 | - | 85 | - | 3 | 27 | 0 | 82 | 66.3 |
| | N-MV | 604 | 47 | 4 | 176 | 51 | 85 | 0 | 43 | 80 | 0 | 118 | 8.4 |
| Currituck | MV | 2,449 | 117 | 1,425 | 456 | - | 133 | - | 4 | 42 | 0 | 272 | 63.0 |
| | N-MV | 546 | 5 | 4 | 93 | 141 | 73 | 0 | 40 | 55 | 0 | 135 | 1.6 |
| Dare | MV | 3,496 | 183 | 1,987 | 711 | - | 120 | - | 17 | 300 | 0 | 178 | 62.1 |
| | N-MV | 705 | 18 | 12 | 178 | 116 | 75 | 4 | 45 | 165 | 0 | 92 | 4.3 |
| Gates | MV | 1,910 | 93 | 1,376 | 257 | - | 113 | - | 3 | 45 | 0 | 23 | 76.9 |
| | N-MV | 338 | 59 | 18 | 64 | 78 | 30 | 1 | 44 | 14 | 0 | 30 | 22.8 |
| Pasquotank | MV | 3,421 | 587 | 1,644 | 768 | - | 172 | - | 6 | 129 | 0 | 115 | 65.2 |
| | N-MV | 1,480 | 106 | 86 | 539 | 142 | 224 | 0 | 144 | 167 | 0 | 72 | 13.0 |
| Perquimans | MV | 1,246 | 27 | 877 | 189 | - | 60 | - | 1 | 78 | 0 | 14 | 72.6 |
| | N-MV | 288 | 3 | 1 | 72 | 42 | 62 | 0 | 41 | 27 | 0 | 40 | 1.4 |
| District Totals | MV | 14,867 | 1,172 | 8,671 | 2,849 | - | 738 | - | 35 | 671 | 0 | 731 | 66.2 |
| | N-MV | 4,135 | 241 | 125 | 1,161 | 617 | 566 | 5 | 379 | 535 | 0 | 506 | 8.9 |
| <u>District 2</u> | | | | | | | | | | | | | |
| Beaufort | MV | 6,840 | 2,404 | 2,150 | 1,041 | - | 466 | - | 135 | 541 | 0 | 103 | 66.6 |
| | N-MV | 2,430 | 337 | 108 | 676 | 199 | 371 | 2 | 193 | 196 | 0 | 348 | 18.3 |
| Hyde | MV | 457 | 84 | 189 | 73 | - | 71 | - | 1 | 13 | 0 | 26 | 59.7 |
| | N-MV | 345 | 7 | 25 | 52 | 86 | 58 | 0 | 34 | 40 | 0 | 43 | 9.3 |
| Martin | MV | 3,590 | 484 | 1,538 | 911 | - | 367 | - | 9 | 146 | 0 | 135 | 56.3 |
| | N-MV | 1,595 | 160 | 176 | 560 | 39 | 190 | 1 | 80 | 127 | 0 | 262 | 21.1 |
| Tyrrell | MV | 460 | 47 | 292 | 47 | - | 37 | - | 1 | 12 | 0 | 24 | 73.7 |
| | N-MV | 181 | 17 | 8 | 38 | 34 | 46 | 0 | 9 | 18 | 0 | 11 | 13.8 |
| Washington | MV | 1,449 | 471 | 481 | 226 | - | 169 | - | 1 | 82 | 0 | 19 | 65.7 |
| | N-MV | 702 | 141 | 55 | 172 | 24 | 162 | 3 | 50 | 67 | 0 | 28 | 27.9 |
| District Totals | MV | 12,796 | 3,490 | 4,650 | 2,298 | - | 1,110 | - | 147 | 794 | 0 | 307 | 63.6 |
| | N-MV | 5,253 | 662 | 372 | 1,498 | 382 | 827 | 6 | 366 | 448 | 0 | 692 | 19.7 |
| <u>District 3</u> | | | | | | | | | | | | | |
| Carteret | MV | 6,122 | 945 | 2,383 | 1,616 | - | 131 | - | 5 | 547 | 0 | 495 | 54.4 |
| | N-MV | 3,106 | 116 | 104 | 813 | 359 | 167 | 4 | 79 | 890 | 0 | 574 | 7.1 |
| Craven | MV | 12,728 | 2,664 | 5,233 | 3,126 | - | 644 | - | 22 | 1,019 | 0 | 20 | 62.0 |
| | N-MV | 4,164 | 899 | 81 | 976 | 294 | 527 | 3 | 554 | 715 | 0 | 115 | 23.5 |
| Pamlico | MV | 1,101 | 129 | 354 | 373 | - | 71 | - | 43 | 101 | 0 | 30 | 43.9 |
| | N-MV | 460 | 11 | 11 | 103 | 96 | 55 | 1 | 51 | 111 | 0 | 21 | 4.8 |
| Pitt | MV | 11,375 | 2,649 | 4,018 | 3,101 | - | 609 | - | 38 | 902 | 0 | 58 | 58.6 |
| | N-MV | 6,880 | 1,437 | 732 | 2,124 | 229 | 843 | 1 | 491 | 883 | 3 | 137 | 31.5 |
| District Totals | MV | 31,326 | 6,387 | 11,988 | 8,216 | - | 1,455 | - | 108 | 2,569 | 0 | 603 | 58.7 |
| | N-MV | 14,610 | 2,463 | 928 | 4,016 | 978 | 1,592 | 9 | 1,175 | 2,599 | 3 | 847 | 23.2 |
| <u>District 4</u> | | | | | | | | | | | | | |
| Duplin | MV | 6,076 | 1,275 | 2,269 | 1,708 | - | 57 | - | 7 | 575 | 0 | 185 | 58.3 |
| | N-MV | 2,143 | 455 | 301 | 458 | 23 | 57 | 0 | 100 | 388 | 0 | 361 | 35.3 |
| Jones | MV | 1,572 | 144 | 738 | 381 | - | 38 | - | 0 | 204 | 0 | 67 | 56.1 |
| | N-MV | 582 | 29 | 10 | 161 | 44 | 41 | 0 | 63 | 221 | 0 | 13 | 6.7 |
| Onslow | MV | 16,482 | 3,845 | 5,000 | 4,961 | - | 285 | - | 0 | 2,170 | 0 | 221 | 53.7 |
| | N-MV | 7,558 | 815 | 373 | 2,566 | 292 | 400 | 0 | 202 | 1,743 | 0 | 1,167 | 15.7 |
| Sampson | MV | 10,852 | 1,177 | 5,311 | 3,070 | - | 106 | - | 14 | 599 | 0 | 575 | 59.8 |
| | N-MV | 2,579 | 549 | 292 | 740 | 59 | 49 | 8 | 89 | 571 | 0 | 222 | 32.6 |
| District Totals | MV | 34,982 | 6,441 | 13,318 | 10,120 | - | 486 | - | 21 | 3,548 | 0 | 1,048 | 56.5 |
| | N-MV | 12,862 | 1,848 | 976 | 3,925 | 418 | 547 | 8 | 454 | 2,923 | 0 | 1,763 | 22.0 |
| <u>District 5</u> | | | | | | | | | | | | | |
| New Hanover | MV | 13,444 | 5,356 | 1,514 | 3,183 | - | 1,377 | - | 160 | 1,758 | 0 | 96 | 51.1 |
| | N-MV | 8,609 | 665 | 332 | 2,972 | 482 | 1,262 | 0 | 944 | 1,511 | 0 | 441 | 11.6 |
| Pender | MV | 3,706 | 273 | 1,713 | 910 | - | 229 | - | 1 | 462 | 0 | 118 | 53.6 |
| | N-MV | 1,048 | 3 | 0 | 296 | 270 | 121 | 9 | 82 | 144 | 0 | 123 | .3 |
| District Totals | MV | 17,150 | 5,629 | 3,227 | 4,093 | - | 1,606 | - | 161 | 2,220 | 0 | 214 | 51.6 |
| | N-MV | 9,657 | 668 | 332 | 3,268 | 752 | 1,383 | 9 | 1,026 | 1,655 | 0 | 564 | 10.4 |

* This type of disposition cannot occur for motor vehicle cases.

** The data in this disposition category is for the six-month period from January 1, 1979—June 30, 1979. Before January 1, 1979, data on this type of disposition was not available.

MANNER OF DISPOSITION OF MOTOR VEHICLE (MV) AND NON-MOTOR VEHICLE (N-MV) CASES IN THE DISTRICT COURTS

July 1, 1978-June 30, 1979

| | | Total Disposed | Waiver | | Guilty Plea | | Not Guilty Plea | | Prelim. Hearing | Dismissal by D.A. | Speedy** Trial Dismissal | Other | % Disposed By Waiver |
|--------------------|------|----------------|------------|--------|-------------|-------------|-----------------|-------------|-----------------|-------------------|--------------------------|-------|----------------------|
| | | | Magistrate | Clerk | Judge | Magistrate* | Judge | Magistrate* | | | | | |
| <u>District 6</u> | | | | | | | | | | | | | |
| Bertie | MV | 3,690 | 529 | 2,039 | 564 | - | 121 | - | 21 | 132 | 0 | 284 | 69.6 |
| | N-MV | 751 | 66 | 46 | 158 | 98 | 136 | 2 | 52 | 88 | 0 | 105 | 14.9 |
| Halifax | MV | 11,218 | 1,950 | 4,010 | 2,629 | - | 325 | - | 27 | 1,093 | 0 | 1,184 | 53.1 |
| | N-MV | 3,335 | 228 | 48 | 764 | 517 | 458 | 11 | 321 | 694 | 0 | 294 | 8.3 |
| Hertford | MV | 4,497 | 821 | 2,224 | 750 | - | 262 | - | 11 | 379 | 0 | 50 | 67.7 |
| | N-MV | 1,311 | 387 | 27 | 231 | 57 | 188 | 16 | 63 | 197 | 0 | 145 | 31.6 |
| Northampton | MV | 6,225 | 597 | 2,979 | 938 | - | 146 | - | 25 | 431 | 0 | 1,109 | 57.4 |
| | N-MV | 619 | 82 | 40 | 145 | 69 | 74 | 1 | 39 | 98 | 0 | 71 | 19.7 |
| District Totals | MV | 25,630 | 3,897 | 11,252 | 4,881 | - | 854 | - | 84 | 2,035 | 0 | 2,627 | 59.1 |
| | N-MV | 6,016 | 763 | 161 | 1,298 | 741 | 856 | 30 | 475 | 1,077 | 0 | 615 | 15.4 |
| <u>District 7</u> | | | | | | | | | | | | | |
| Edgecombe | MV | 5,197 | 1,559 | 1,785 | 1,027 | - | 215 | - | 12 | 588 | 0 | 11 | 64.3 |
| | N-MV | 4,876 | 714 | 286 | 1,423 | 413 | 630 | 6 | 352 | 783 | 0 | 269 | 20.5 |
| Nash | MV | 8,479 | 2,021 | 3,443 | 1,459 | - | 326 | - | 24 | 1,191 | 0 | 15 | 64.4 |
| | N-MV | 4,767 | 977 | 350 | 1,066 | 355 | 475 | 0 | 512 | 801 | 0 | 231 | 27.8 |
| Wilson | MV | 8,696 | 3,157 | 3,151 | 1,116 | - | 287 | - | 40 | 599 | 0 | 346 | 72.5 |
| | N-MV | 4,112 | 629 | 128 | 1,032 | 187 | 335 | 8 | 373 | 587 | 3 | 830 | 18.4 |
| District Totals | MV | 22,372 | 6,737 | 8,379 | 3,602 | - | 828 | - | 76 | 2,378 | 0 | 372 | 67.6 |
| | N-MV | 13,755 | 2,320 | 764 | 3,521 | 955 | 1,440 | 14 | 1,237 | 2,171 | 3 | 1,330 | 22.4 |
| <u>District 8</u> | | | | | | | | | | | | | |
| Greene | MV | 1,600 | 445 | 568 | 373 | - | 36 | - | 0 | 70 | 0 | 108 | 63.3 |
| | N-MV | 793 | 79 | 9 | 212 | 59 | 103 | 0 | 92 | 187 | 0 | 52 | 11.1 |
| Lenoir | MV | 9,063 | 378 | 4,804 | 2,114 | - | 249 | - | 63 | 1,013 | 0 | 442 | 57.2 |
| | N-MV | 4,894 | 119 | 2 | 1,676 | 587 | 552 | 2 | 387 | 1,250 | 0 | 319 | 2.5 |
| Wayne | MV | 13,599 | 1,631 | 6,898 | 2,753 | - | 386 | - | 53 | 1,772 | 0 | 106 | 62.7 |
| | N-MV | 6,098 | 565 | 783 | 1,711 | 221 | 480 | 1 | 294 | 1,662 | 0 | 381 | 22.1 |
| District Totals | MV | 24,262 | 2,454 | 12,270 | 5,240 | - | 671 | - | 116 | 2,855 | 0 | 656 | 60.7 |
| | N-MV | 11,785 | 763 | 794 | 3,599 | 867 | 1,135 | 3 | 773 | 3,099 | 0 | 752 | 13.2 |
| <u>District 9</u> | | | | | | | | | | | | | |
| Franklin | MV | 4,019 | 1,191 | 1,036 | 1,113 | - | 302 | - | 9 | 352 | 0 | 16 | 55.4 |
| | N-MV | 1,370 | 304 | 34 | 354 | 66 | 210 | 0 | 134 | 234 | 0 | 34 | 24.7 |
| Granville | MV | 4,273 | 1,351 | 1,149 | 1,119 | - | 166 | - | 5 | 446 | 0 | 37 | 58.5 |
| | N-MV | 1,707 | 314 | 116 | 608 | 143 | 211 | 2 | 97 | 164 | 0 | 52 | 25.2 |
| Person | MV | 3,381 | 1,316 | 443 | 1,095 | - | 240 | - | 2 | 255 | 0 | 30 | 52.0 |
| | N-MV | 1,625 | 119 | 15 | 516 | 215 | 369 | 0 | 107 | 233 | 0 | 51 | 8.2 |
| Vance | MV | 4,452 | 1,524 | 1,121 | 858 | - | 245 | - | 18 | 397 | 0 | 289 | 59.4 |
| | N-MV | 2,550 | 437 | 133 | 739 | 39 | 338 | 12 | 167 | 334 | 0 | 351 | 22.4 |
| Warren | MV | 2,340 | 404 | 945 | 612 | - | 114 | - | 1 | 176 | 0 | 88 | 57.6 |
| | N-MV | 885 | 84 | 32 | 249 | 102 | 172 | 2 | 33 | 136 | 0 | 75 | 13.1 |
| District Totals | MV | 18,465 | 5,786 | 4,694 | 4,797 | - | 1,067 | - | 35 | 1,626 | 0 | 460 | 56.8 |
| | N-MV | 8,137 | 1,258 | 330 | 2,466 | 565 | 1,300 | 16 | 538 | 1,101 | 0 | 563 | 19.5 |
| <u>District 10</u> | | | | | | | | | | | | | |
| Wake | MV | 46,789 | 1,661 | 25,011 | 9,638 | - | 3,156 | - | 68 | 7,139 | 0 | 116 | 57.0 |
| | N-MV | 23,775 | 681 | 5,202 | 7,625 | 1,611 | 2,079 | 0 | 912 | 4,247 | 0 | 1,418 | 24.7 |
| <u>District 11</u> | | | | | | | | | | | | | |
| Harnett | MV | 7,763 | 1,982 | 2,472 | 1,901 | - | 319 | - | 14 | 775 | 0 | 300 | 57.4 |
| | N-MV | 3,203 | 368 | 235 | 880 | 256 | 306 | 6 | 125 | 705 | 0 | 322 | 18.8 |
| Johnston | MV | 13,471 | 2,003 | 5,248 | 2,997 | - | 640 | - | 19 | 1,462 | 0 | 1,102 | 53.8 |
| | N-MV | 3,188 | 419 | 248 | 1,105 | 51 | 441 | 7 | 178 | 487 | 2 | 250 | 20.9 |
| Lee | MV | 3,968 | 1,587 | 973 | 962 | - | 145 | - | 6 | 284 | 0 | 11 | 64.5 |
| | N-MV | 3,913 | 998 | 118 | 1,342 | 7 | 347 | 0 | 263 | 501 | 0 | 337 | 28.5 |
| District Totals | MV | 25,202 | 5,572 | 8,693 | 5,860 | - | 1,104 | - | 39 | 2,521 | 0 | 1,413 | 56.6 |
| | N-MV | 10,304 | 1,785 | 601 | 3,327 | 314 | 1,094 | 13 | 566 | 1,693 | 2 | 909 | 23.2 |
| <u>District 12</u> | | | | | | | | | | | | | |
| Cumberland | MV | 38,690 | 2,144 | 19,999 | 8,128 | - | 2,202 | - | 75 | 5,703 | 0 | 439 | 57.2 |
| | N-MV | 22,418 | 675 | 3,355 | 4,456 | 684 | 1,740 | 7 | 147 | 5,209 | 0 | 6,145 | 18.0 |
| Hoke | MV | 3,735 | 367 | 1,844 | 964 | - | 149 | - | 3 | 255 | 0 | 153 | 59.2 |
| | N-MV | 1,250 | 103 | 133 | 403 | 7 | 202 | 0 | 38 | 297 | 0 | 67 | 18.9 |
| District Totals | MV | 42,425 | 2,511 | 21,843 | 9,092 | - | 2,351 | - | 78 | 5,958 | 0 | 592 | 57.4 |
| | N-MV | 23,668 | 778 | 3,488 | 4,859 | 691 | 1,942 | 7 | 185 | 5,506 | 0 | 6,212 | 18.0 |

* This type of disposition cannot occur for motor vehicle cases.

** The data in this disposition category is for the six-month period from January 1, 1979—June 30, 1979. Before January 1, 1979, data on this type of disposition was not available.

MANNER OF DISPOSITION OF MOTOR VEHICLE (MV) AND NON-MOTOR VEHICLE (N-MV) CASES IN THE DISTRICT COURTS

July 1, 1978-June 30, 1979

| | | Total Disposed | Waiver | | Guilty Plea | | Not Guilty Plea | | Prelim. Hearing | Dismissal by D.A. | Speedy** Trial Dismissal | Other | % Disposed By Waiver |
|---------------------|------|----------------|------------|--------|-------------|-------------|-----------------|-------------|-----------------|-------------------|--------------------------|-------|----------------------|
| | | | Magistrate | Clerk | Judge | Magistrate* | Judge | Magistrate* | | | | | |
| District 13 | | | | | | | | | | | | | |
| Bladen | MV | 6,831 | 884 | 3,200 | 1,640 | - | 131 | - | 7 | 872 | 0 | 97 | 59.8 |
| | N-MV | 2,413 | 106 | 138 | 814 | 391 | 269 | 1 | 92 | 473 | 0 | 129 | 10.1 |
| Brunswick | MV | 4,553 | 1,655 | 1,028 | 1,110 | - | 151 | - | 3 | 279 | 0 | 327 | 58.9 |
| | N-MV | 1,809 | 150 | 17 | 411 | 189 | 180 | 0 | 193 | 376 | 0 | 293 | 9.2 |
| Columbus | MV | 9,338 | 862 | 3,889 | 1,642 | - | 1,244 | - | 9 | 1,355 | 0 | 337 | 50.9 |
| | N-MV | 3,767 | 252 | 615 | 1,517 | 534 | 356 | 0 | 157 | 578 | 0 | 228 | 23.0 |
| District Totals | MV | 20,722 | 3,401 | 8,117 | 4,392 | - | 1,526 | - | 19 | 2,506 | 0 | 761 | 55.6 |
| | N-MV | 7,989 | 508 | 770 | 2,272 | 1,114 | 805 | 1 | 442 | 1,427 | 0 | 650 | 16.0 |
| District 14 | | | | | | | | | | | | | |
| Curham | MV | 18,483 | 354 | 10,285 | 4,589 | - | 728 | - | 24 | 2,127 | 0 | 376 | 57.6 |
| | N-MV | 11,720 | 795 | 1,086 | 5,140 | 99 | 1,232 | 1 | 668 | 2,356 | 0 | 343 | 16.0 |
| District 15A | | | | | | | | | | | | | |
| Alamance | MV | 11,694 | 2,674 | 4,101 | 2,820 | - | 817 | - | 14 | 806 | 0 | 462 | 57.9 |
| | N-MV | 4,616 | 485 | 19 | 1,673 | 249 | 716 | 0 | 309 | 931 | 0 | 234 | 10.9 |
| District 15B | | | | | | | | | | | | | |
| Chatham | MV | 5,338 | 758 | 2,109 | 1,877 | - | 170 | - | 0 | 374 | 0 | 50 | 53.7 |
| | N-MV | 1,186 | 98 | 40 | 378 | 161 | 113 | 0 | 81 | 251 | 0 | 64 | 11.6 |
| Orange | MV | 10,521 | 2,242 | 3,662 | 2,623 | - | 490 | - | 15 | 656 | 0 | 833 | 56.1 |
| | N-MV | 3,579 | 435 | 88 | 956 | 134 | 394 | 1 | 312 | 797 | 0 | 262 | 15.5 |
| District Totals | MV | 15,859 | 3,000 | 5,771 | 4,500 | - | 650 | - | 15 | 1,030 | 0 | 833 | 55.3 |
| | N-MV | 4,565 | 533 | 128 | 1,334 | 295 | 507 | 1 | 393 | 1,048 | 0 | 326 | 14.5 |
| District 16 | | | | | | | | | | | | | |
| Robeson | MV | 17,405 | 4,540 | 4,816 | 4,398 | - | 494 | - | 17 | 330 | 0 | 2,810 | 53.8 |
| | N-MV | 8,737 | 1,371 | 210 | 3,274 | 351 | 811 | 1 | 477 | 315 | 0 | 1,927 | 18.1 |
| Scotland | MV | 5,161 | 1,864 | 1,548 | 1,051 | - | 110 | - | 0 | 151 | 0 | 437 | 66.1 |
| | N-MV | 2,894 | 425 | 71 | 892 | 282 | 354 | 16 | 113 | 223 | 0 | 518 | 17.1 |
| District Totals | MV | 22,566 | 6,404 | 6,364 | 5,449 | - | 604 | - | 17 | 481 | 0 | 3,247 | 56.6 |
| | N-MV | 11,631 | 1,796 | 281 | 4,166 | 633 | 1,165 | 17 | 590 | 538 | 0 | 2,445 | 17.9 |
| District 17 | | | | | | | | | | | | | |
| Caswell | MV | 2,211 | 637 | 708 | 500 | - | 108 | - | 2 | 206 | 0 | 50 | 60.8 |
| | N-MV | 697 | 60 | 2 | 178 | 93 | 126 | 1 | 33 | 79 | 0 | 125 | 8.9 |
| Rockingham | MV | 9,607 | 3,070 | 3,069 | 2,008 | - | 553 | - | 9 | 778 | 0 | 120 | 63.9 |
| | N-MV | 5,014 | 630 | 55 | 1,454 | 339 | 822 | 0 | 173 | 805 | 0 | 736 | 13.7 |
| Stokes | MV | 3,537 | 572 | 1,761 | 320 | - | 508 | - | 0 | 343 | 0 | 33 | 66.0 |
| | N-MV | 1,003 | 105 | 25 | 151 | 230 | 160 | 0 | 40 | 116 | 0 | 176 | 13.0 |
| Surry | MV | 6,449 | 3,006 | 708 | 1,408 | - | 273 | - | 6 | 631 | 0 | 417 | 57.6 |
| | N-MV | 3,311 | 307 | 64 | 834 | 149 | 452 | 1 | 287 | 544 | 0 | 673 | 11.2 |
| District Totals | MV | 21,804 | 7,285 | 6,246 | 4,236 | - | 1,442 | - | 17 | 1,958 | 0 | 820 | 62.1 |
| | N-MV | 10,025 | 1,102 | 146 | 2,617 | 811 | 1,560 | 2 | 533 | 1,544 | 0 | 1,710 | 12.4 |
| District 18 | | | | | | | | | | | | | |
| Guilford | MV | 41,995 | 3,162 | 22,213 | 8,970 | - | 2,283 | - | 43 | 4,845 | 0 | 479 | 60.4 |
| | N-MV | 19,618 | 264 | 407 | 8,300 | 1,444 | 2,111 | 75 | 527 | 4,644 | 0 | 1,846 | 3.4 |
| District 19A | | | | | | | | | | | | | |
| Cabarrus | MV | 12,238 | 3,579 | 5,125 | 1,420 | - | 808 | - | 9 | 1,207 | 0 | 90 | 71.1 |
| | N-MV | 3,872 | 288 | 98 | 1,145 | 350 | 814 | 2 | 467 | 573 | 1 | 134 | 10.0 |
| Rowan | MV | 10,857 | 1,872 | 5,472 | 1,455 | - | 782 | - | 6 | 506 | 0 | 764 | 67.6 |
| | N-MV | 4,477 | 254 | 209 | 1,198 | 266 | 747 | 7 | 421 | 582 | 26 | 793 | 10.3 |
| District Totals | MV | 23,095 | 5,451 | 10,597 | 2,875 | - | 1,590 | - | 15 | 1,713 | 0 | 854 | 69.5 |
| | N-MV | 8,349 | 542 | 307 | 2,343 | 616 | 1,561 | 9 | 888 | 1,155 | 1 | 927 | 10.2 |
| District 19B | | | | | | | | | | | | | |
| Montgomery | MV | 4,278 | 3,112 | 1 | 683 | - | 216 | - | 5 | 248 | 0 | 13 | 72.8 |
| | N-MV | 1,763 | 253 | 1 | 304 | 56 | 207 | 0 | 143 | 335 | 0 | 464 | 14.4 |
| Randolph | MV | 9,025 | 1,979 | 4,427 | 1,394 | - | 500 | - | 3 | 611 | 0 | 111 | 71.0 |
| | N-MV | 2,913 | 584 | 1 | 747 | 141 | 341 | 0 | 236 | 694 | 0 | 169 | 20.1 |
| District Totals | MV | 13,303 | 5,091 | 4,428 | 2,077 | - | 716 | - | 8 | 859 | 0 | 124 | 71.6 |
| | N-MV | 4,676 | 837 | 2 | 1,051 | 197 | 548 | 0 | 379 | 1,029 | 0 | 633 | 17.9 |

*This type of disposition cannot occur for motor vehicle cases.

**The data in this disposition category is for the six-month period from January 1, 1979—June 30, 1979. Before January 1, 1979, data on this type of disposition was not available.

MANNER OF DISPOSITION OF MOTOR VEHICLE (MV) AND NON-MOTOR VEHICLE (N-MV) CASES IN THE DISTRICT COURTS
July 1, 1978-June 30, 1979

| | | Total Disposed | Waiver | | Guilty Plea | | Not Guilty Plea | | Prelim. Hearing | Dismissal by D.A. | Speedy** Trial Dismissal | Other | % Disposed By Waiver |
|--------------------|------|----------------|--------------|--------|-------------|---------------|-----------------|---------------|-----------------|-------------------|--------------------------|-------|----------------------|
| | | | Magis- trate | Clerk | Judge | Magis- trate* | Judge | Magis- trate* | | | | | |
| District 20 | | | | | | | | | | | | | |
| Anson | MV | 4,529 | 1,062 | 1,805 | 1,059 | - | 170 | - | 2 | 242 | 0 | 189 | 63.3 |
| | N-MV | 1,456 | 53 | 5 | 401 | 144 | 220 | 2 | 179 | 318 | 0 | 134 | 4.0 |
| Moore | MV | 6,357 | 1,475 | 1,929 | 1,970 | - | 161 | - | 12 | 352 | 0 | 458 | 53.5 |
| | N-MV | 3,422 | 607 | 151 | 720 | 131 | 239 | 1 | 330 | 611 | 0 | 632 | 22.2 |
| Richmond | MV | 5,703 | 1,408 | 1,889 | 1,436 | - | 235 | - | 24 | 248 | 0 | 463 | 57.8 |
| | N-MV | 2,965 | 285 | 37 | 661 | 178 | 11 | 0 | 479 | 760 | 0 | 154 | 10.9 |
| Stanly | MV | 6,659 | 1,960 | 2,039 | 1,818 | - | 41 | - | 25 | 717 | 0 | 59 | 60.1 |
| | N-MV | 2,033 | 358 | 20 | 755 | 104 | 75 | 2 | 148 | 506 | 0 | 65 | 18.6 |
| Union | MV | 7,179 | 1,828 | 2,642 | 1,656 | - | 359 | - | 49 | 244 | 0 | 401 | 62.3 |
| | N-MV | 3,159 | 505 | 12 | 824 | 105 | 504 | 7 | 430 | 618 | 0 | 154 | 16.4 |
| District Totals | MV | 30,427 | 7,733 | 10,304 | 7,939 | - | 966 | - | 112 | 1,803 | 0 | 1,570 | 59.3 |
| | N-MV | 13,035 | 1,808 | 225 | 3,361 | 662 | 1,449 | 12 | 1,566 | 2,813 | 0 | 1,139 | 15.6 |
| District 21 | | | | | | | | | | | | | |
| Forsyth | MV | 37,358 | 54 | 23,899 | 5,867 | - | 2,666 | - | 38 | 4,660 | 0 | 174 | 64.1 |
| | N-MV | 13,628 | 13 | 2,191 | 4,085 | 119 | 2,716 | 5 | 1,049 | 2,808 | 0 | 642 | 16.2 |
| District 22 | | | | | | | | | | | | | |
| Alexander | MV | 1,927 | 692 | 418 | 517 | - | 114 | - | 0 | 173 | 0 | 13 | 57.6 |
| | N-MV | 1,022 | 92 | 10 | 200 | 249 | 95 | 1 | 78 | 268 | 0 | 29 | 10.0 |
| Davidson | MV | 13,065 | 3,011 | 5,149 | 2,662 | - | 443 | - | 8 | 1,693 | 0 | 99 | 62.5 |
| | N-MV | 5,160 | 244 | 120 | 1,690 | 343 | 828 | 2 | 352 | 1,321 | 0 | 260 | 7.1 |
| Davie | MV | 4,573 | 2,988 | 403 | 629 | - | 101 | - | 1 | 354 | 0 | 97 | 74.2 |
| | N-MV | 852 | 72 | 4 | 204 | 30 | 72 | 2 | 55 | 144 | 0 | 269 | 8.9 |
| Iredell | MV | 10,131 | 4,154 | 2,482 | 1,961 | - | 389 | - | 11 | 1,010 | 0 | 124 | 65.5 |
| | N-MV | 4,576 | 561 | 19 | 1,321 | 399 | 453 | 10 | 462 | 1,187 | 0 | 164 | 12.7 |
| District Totals | MV | 29,696 | 10,845 | 8,452 | 5,769 | - | 1,047 | - | 20 | 3,230 | 0 | 333 | 65.0 |
| | N-MV | 11,610 | 969 | 153 | 3,415 | 1,021 | 1,448 | 15 | 947 | 2,920 | 0 | 722 | 9.7 |
| District 23 | | | | | | | | | | | | | |
| Alleghany | MV | 713 | 312 | 106 | 173 | - | 48 | - | 6 | 42 | 0 | 26 | 58.6 |
| | N-MV | 280 | 35 | 0 | 64 | 35 | 39 | 1 | 12 | 54 | 0 | 40 | 12.5 |
| Ashe | MV | 1,781 | 312 | 686 | 459 | - | 185 | - | 6 | 62 | 0 | 71 | 56.0 |
| | N-MV | 942 | 56 | 61 | 274 | 77 | 153 | 1 | 93 | 30 | 0 | 197 | 12.4 |
| Wilkes | MV | 6,697 | 2,158 | 1,687 | 1,539 | - | 586 | - | 10 | 398 | 0 | 319 | 57.4 |
| | N-MV | 2,927 | 381 | 41 | 682 | 209 | 540 | 2 | 135 | 579 | 0 | 358 | 14.4 |
| Yadkin | MV | 2,831 | 793 | 1,010 | 604 | - | 196 | - | 2 | 96 | 0 | 130 | 63.7 |
| | N-MV | 1,213 | 170 | 32 | 299 | 92 | 182 | 0 | 112 | 151 | 0 | 175 | 16.7 |
| District Totals | MV | 12,022 | 3,575 | 3,489 | 2,775 | - | 1,015 | - | 24 | 598 | 0 | 546 | 58.8 |
| | N-MV | 5,362 | 642 | 134 | 1,319 | 413 | 914 | 4 | 352 | 814 | 0 | 770 | 14.5 |
| District 24 | | | | | | | | | | | | | |
| Avery | MV | 1,651 | 773 | 358 | 239 | - | 75 | - | 8 | 179 | 0 | 19 | 68.5 |
| | N-MV | 599 | 75 | 3 | 97 | 55 | 65 | 4 | 71 | 180 | 0 | 49 | 13.0 |
| Madison | MV | 2,536 | 260 | 1,210 | 175 | - | 52 | - | 15 | 792 | 0 | 32 | 58.0 |
| | N-MV | 336 | 1 | 2 | 53 | 21 | 46 | 0 | 18 | 137 | 0 | 58 | 9.9 |
| Mitchell | MV | 1,145 | 194 | 443 | 208 | - | 53 | - | 3 | 222 | 0 | 22 | 55.6 |
| | N-MV | 322 | 15 | 7 | 87 | 34 | 40 | 1 | 22 | 76 | 0 | 40 | 6.8 |
| Watauga | MV | 4,120 | 729 | 1,909 | 747 | - | 148 | - | 0 | 556 | 0 | 31 | 64.0 |
| | N-MV | 947 | 149 | 78 | 162 | 80 | 83 | 26 | 47 | 264 | 0 | 58 | 24.0 |
| Yancey | MV | 1,467 | 225 | 659 | 166 | - | 71 | - | 7 | 328 | 0 | 11 | 60.3 |
| | N-MV | 548 | 9 | 4 | 63 | 215 | 71 | 1 | 55 | 113 | 0 | 17 | 2.4 |
| District Totals | MV | 10,919 | 2,181 | 4,579 | 1,535 | - | 399 | - | 33 | 2,077 | 0 | 115 | 61.9 |
| | N-MV | 2,752 | 249 | 94 | 462 | 405 | 305 | 32 | 213 | 770 | 0 | 222 | 12.5 |
| District 25 | | | | | | | | | | | | | |
| Burke | MV | 9,688 | 1,444 | 4,550 | 2,188 | - | 209 | - | 4 | 1,059 | 0 | 234 | 61.9 |
| | N-MV | 3,013 | 273 | 60 | 870 | 169 | 271 | 2 | 207 | 891 | 0 | 270 | 11.1 |
| Caldwell | MV | 7,364 | 3,213 | 789 | 2,311 | - | 257 | - | 6 | 557 | 0 | 231 | 54.3 |
| | N-MV | 3,062 | 202 | 0 | 731 | 297 | 358 | 1 | 174 | 982 | 0 | 317 | 6.6 |
| Catawba | MV | 13,144 | 4,118 | 3,474 | 3,780 | - | 421 | - | 9 | 818 | 0 | 524 | 57.8 |
| | N-MV | 6,332 | 649 | 97 | 1,483 | 374 | 628 | 0 | 415 | 1,417 | 0 | 1,269 | 11.8 |
| District Totals | MV | 30,196 | 8,775 | 8,813 | 8,279 | - | 887 | - | 19 | 2,434 | 0 | 989 | 58.2 |
| | N-MV | 12,407 | 1,124 | 157 | 3,084 | 840 | 1,257 | 3 | 796 | 3,290 | 0 | 1,856 | 10.3 |

*This type of disposition cannot occur for motor vehicle cases.

**The data in this disposition category is for the six-month period from January 1, 1979—June 30, 1979. Before January 1, 1979, data on this type of disposition was not available.

MANNER OF DISPOSITION OF MOTOR VEHICLE (MV) AND NON-MOTOR VEHICLE (N-MV) CASES IN THE DISTRICT COURTS

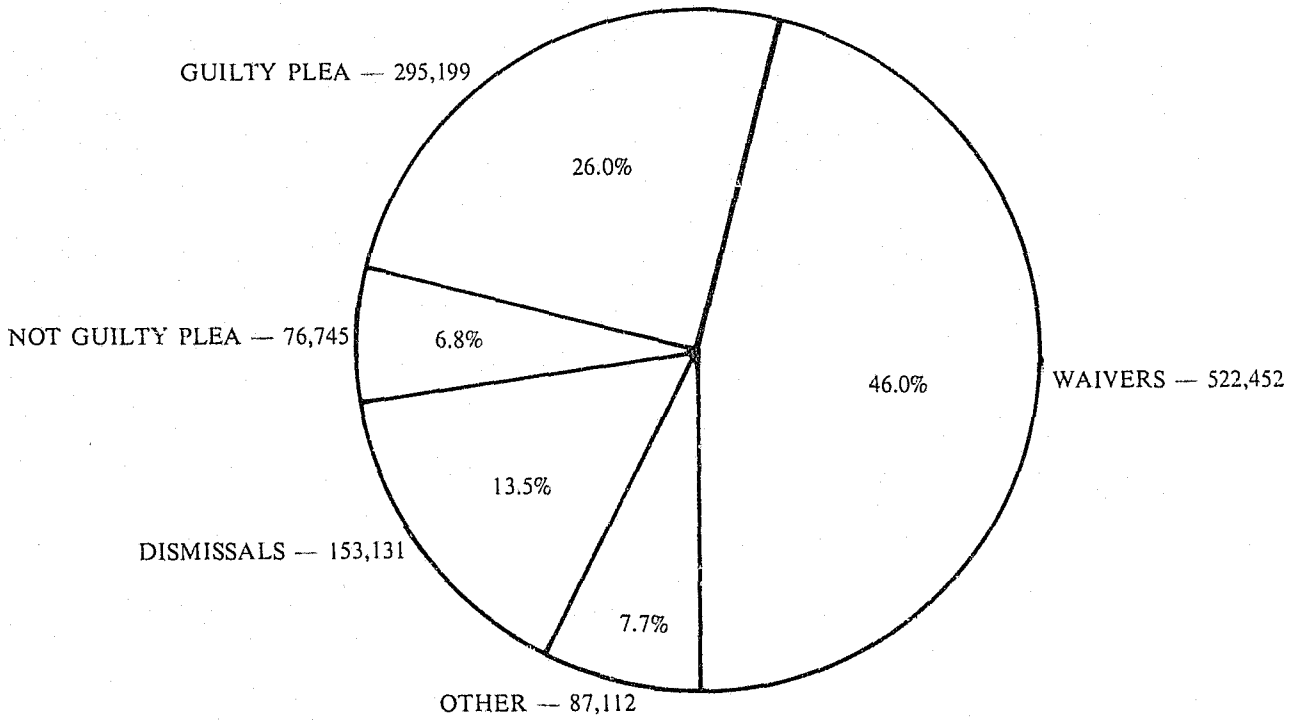
July 1, 1978-June 30, 1979

| | | Total Disposed | Waiver | | Guilty Plea | | Not Guilty Plea | | Prelim. Hearing | Dismissal by D.A. | Speedy** Trial Dismissal | Other | % Disposed By Waiver |
|---------------------|------|----------------|-------------|---------|-------------|--------------|-----------------|--------------|-----------------|-------------------|--------------------------|--------|----------------------|
| | | | Magis-trate | Clerk | Judge | Magis-trate* | Judge | Magis-trate* | | | | | |
| <u>District 26</u> | | | | | | | | | | | | | |
| Mecklenburg | MV | 46,766 | 1,427 | 24,904 | 9,614 | - | 2,701 | - | 51 | 7,862 | 1 | 206 | 56.3 |
| | N-MV | 18,501 | 895 | 151 | 4,697 | 2,206 | 1,600 | 1 | 1,252 | 6,697 | 5 | 997 | 5.7 |
| <u>District 27A</u> | | | | | | | | | | | | | |
| Gaston | MV | 15,595 | 6,782 | 2,076 | 3,282 | - | 743 | - | 5 | 2,549 | 0 | 158 | 56.8 |
| | N-MV | 12,541 | 884 | 17 | 3,050 | 817 | 1,322 | 2 | 167 | 2,599 | 0 | 3,683 | 7.2 |
| <u>District 27B</u> | | | | | | | | | | | | | |
| Cleveland | MV | 10,271 | 5,007 | 1,332 | 2,366 | - | 187 | - | 2 | 864 | 0 | 513 | 61.7 |
| | N-MV | 4,579 | 462 | 27 | 1,434 | 194 | 380 | 9 | 263 | 1,387 | 0 | 423 | 10.7 |
| Lincoln | MV | 4,448 | 1,613 | 926 | 1,007 | - | 121 | - | 5 | 755 | 0 | 21 | 57.1 |
| | N-MV | 1,876 | 190 | 92 | 453 | 113 | 198 | 0 | 111 | 552 | 0 | 167 | 15.0 |
| District Totals | MV | 14,719 | 6,620 | 2,258 | 3,373 | - | 308 | - | 7 | 1,619 | 0 | 534 | 60.3 |
| | N-MV | 6,455 | 652 | 119 | 1,887 | 307 | 578 | 9 | 374 | 1,939 | 0 | 590 | 11.9 |
| <u>District 28</u> | | | | | | | | | | | | | |
| Buncombe | MV | 16,204 | 5,402 | 5,302 | 3,518 | - | 488 | - | 38 | 1,297 | 0 | 159 | 66.1 |
| | N-MV | 10,102 | 1,218 | 431 | 4,096 | 519 | 682 | 1 | 645 | 1,631 | 0 | 879 | 16.3 |
| <u>District 29</u> | | | | | | | | | | | | | |
| Henderson | MV | 6,780 | 2,821 | 1,462 | 993 | - | 156 | - | 4 | 906 | 0 | 438 | 63.2 |
| | N-MV | 3,270 | 4 | 36 | 804 | 743 | 191 | 2 | 132 | 596 | 0 | 702 | 1.2 |
| McDowell | MV | 5,130 | 3,310 | 125 | 904 | - | 184 | - | 25 | 331 | 0 | 251 | 67.0 |
| | N-MV | 1,260 | 50 | 3 | 366 | 206 | 126 | 3 | 115 | 219 | 0 | 172 | 4.2 |
| Polk | MV | 2,428 | 83 | 1,436 | 387 | - | 71 | - | 3 | 66 | 0 | 382 | 62.6 |
| | N-MV | 656 | 6 | 5 | 205 | 36 | 63 | 9 | 63 | 148 | 0 | 121 | 1.7 |
| Rutherford | MV | 3,881 | 1,900 | 451 | 783 | - | 260 | - | 12 | 164 | 0 | 311 | 60.6 |
| | N-MV | 2,265 | 171 | 4 | 578 | 44 | 395 | 1 | 190 | 366 | 0 | 119 | 7.7 |
| Transylvania | MV | 2,351 | 420 | 1,123 | 412 | - | 102 | - | 2 | 212 | 0 | 80 | 65.6 |
| | N-MV | 873 | 36 | 53 | 239 | 137 | 80 | 21 | 14 | 188 | 0 | 105 | 10.2 |
| District Totals | MV | 20,570 | 8,534 | 4,597 | 3,479 | - | 773 | - | 46 | 1,679 | 0 | 1,462 | 63.8 |
| | N-MV | 8,324 | 267 | 101 | 2,192 | 1,563 | 855 | 36 | 574 | 1,517 | 0 | 1,219 | 4.4 |
| <u>District 30</u> | | | | | | | | | | | | | |
| Cherokee | MV | 2,305 | 33 | 1,428 | 384 | - | 15 | - | 3 | 360 | 0 | 82 | 63.4 |
| | N-MV | 631 | 2 | 36 | 192 | 37 | 7 | 0 | 60 | 199 | 0 | 98 | 6.0 |
| Clay | MV | 579 | 18 | 314 | 96 | - | 8 | - | 2 | 46 | 0 | 95 | 57.3 |
| | N-MV | 262 | 0 | 0 | 33 | 87 | 8 | 0 | 35 | 72 | 0 | 27 | .0 |
| Graham | MV | 468 | 13 | 272 | 97 | - | 20 | - | 0 | 59 | 0 | 7 | 60.9 |
| | N-MV | 281 | 3 | 1 | 50 | 116 | 13 | 7 | 2 | 70 | 0 | 19 | 1.4 |
| Haywood | MV | 6,115 | 3,293 | 16 | 1,268 | - | 149 | - | 11 | 676 | 1 | 701 | 54.1 |
| | N-MV | 2,417 | 348 | 14 | 501 | 218 | 125 | 19 | 251 | 725 | 2 | 214 | 15.0 |
| Jackson | MV | 2,842 | 445 | 1,196 | 551 | - | 32 | - | 7 | 287 | 0 | 324 | 57.7 |
| | N-MV | 644 | 1 | 12 | 82 | 138 | 11 | 10 | 12 | 143 | 0 | 235 | 2.0 |
| Macon | MV | 3,028 | 539 | 999 | 368 | - | 40 | - | 1 | 148 | 0 | 933 | 50.8 |
| | N-MV | 574 | 30 | 3 | 89 | 117 | 27 | 1 | 59 | 113 | 0 | 135 | 5.7 |
| Swain | MV | 1,869 | 965 | 367 | 214 | - | 9 | - | 1 | 108 | 1 | 204 | 71.3 |
| | N-MV | 502 | 14 | 7 | 69 | 140 | 16 | 5 | 14 | 135 | 0 | 102 | 4.2 |
| District Totals | MV | 17,206 | 5,306 | 4,592 | 2,978 | - | 273 | - | 25 | 1,684 | 2 | 2,346 | 57.5 |
| | N-MV | 5,311 | 398 | 73 | 1,016 | 853 | 207 | 42 | 433 | 1,457 | 2 | 830 | 8.9 |
| <u>STATE TOTALS</u> | | | | | | | | | | | | | |
| | MV | 787,465 | 155,793 | 315,383 | 169,002 | - | 38,058 | - | 1,558 | 82,131 | 3 | 25,537 | 59.8 |
| | N-MV | 347,174 | 30,211 | 21,065 | 102,123 | 24,074 | 38,299 | 388 | 21,183 | 70,981 | 16 | 38,834 | 14.8 |

* This type of disposition cannot occur for motor vehicle cases.

** The data in this disposition category is for the six-month period from January 1, 1979—June 30, 1979. Before January 1, 1979, data on this type of disposition was not available.

METHODS OF DISPOSITION OF DISTRICT COURT
CRIMINAL CASES
1978-79



Waivers composed a major portion of district court criminal dispositions, 46% of disposed cases were waived. 26% of all dispositions were pleas of guilty, 6.8% were pleas of not guilty, 13.5% were dismissed, and 7.7% were disposed in some other way.

Ages of Motor Vehicle (MV) and Non-Motor Vehicle (N-MV) Cases in the District Courts

Ages of Cases Pending 6/30/79 and Ages of Cases Disposed During Fiscal Year 1978-79

| | | Ages of Pending Cases (Days) | | | | | | | Ages of Cases at Disposition (Days) | | | | | | | | |
|-------------------|-----|------------------------------|----------|------------|-------|--------|---------|---------|-------------------------------------|----------------|----------|------------|--------|----------|-----------|-----------|---------|
| | | Total Pending | Mean Age | Median Age | 0-60 | 61-120 | 121-180 | 181-365 | > 365 | Total Disposed | Mean Age | Median Age | % 0-60 | % 61-120 | % 121-180 | % 181-365 | % > 365 |
| District 1 | | | | | | | | | | | | | | | | | |
| Camden | MV | 73 | 41.3 | 23.1 | 59 | 9 | 4 | 0 | 1 | 789 | 40.1 | 21.6 | 82.5 | 11.6 | 2.4 | 2.9 | .6 |
| | NMV | 9 | 25.2 | 19.2 | 9 | 0 | 0 | 0 | 0 | 174 | 24.6 | 12.0 | 89.2 | 8.0 | 1.7 | 1.1 | 0.0 |
| Chowan | MV | 122 | 35.0 | 22.0 | 100 | 19 | 1 | 2 | 0 | 1,556 | 25.3 | 18.4 | 92.1 | 4.9 | 2.9 | .1 | 0.0 |
| | NMV | 61 | 64.1 | 36.3 | 37 | 14 | 6 | 3 | 1 | 604 | 24.7 | 11.5 | 95.7 | 1.9 | 1.1 | .3 | 1.0 |
| Currituck | MV | 226 | 56.2 | 32.0 | 146 | 58 | 12 | 7 | 3 | 2,449 | 45.5 | 22.1 | 80.9 | 9.4 | 4.4 | 3.8 | 1.5 |
| | NMV | 60 | 192.6 | 50.5 | 32 | 16 | 2 | 2 | 8 | 546 | 85.7 | 22.6 | 76.7 | 7.0 | 1.1 | 4.8 | 10.4 |
| Dare | MV | 561 | 70.3 | 30.8 | 384 | 77 | 25 | 71 | 4 | 3,496 | 28.3 | 13.6 | 90.5 | 4.7 | 3.0 | 1.1 | .7 |
| | NMV | 233 | 199.6 | 136.0 | 82 | 26 | 19 | 88 | 18 | 705 | 42.9 | 17.3 | 85.2 | 9.1 | 1.5 | 1.1 | 3.1 |
| Gates | MV | 232 | 132.7 | 31.8 | 148 | 19 | 9 | 28 | 28 | 1,910 | 39.5 | 18.8 | 90.0 | 5.0 | 1.0 | 1.8 | 2.2 |
| | NMV | 7 | 27.1 | 11.6 | 6 | 1 | 0 | 0 | 0 | 338 | 35.9 | 13.6 | 89.8 | 5.1 | 1.2 | 2.7 | 1.2 |
| Pasquotank | MV | 229 | 25.2 | 15.0 | 201 | 22 | 5 | 1 | 0 | 3,421 | 30.5 | 20.1 | 90.3 | 5.7 | 2.3 | 1.4 | .3 |
| | NMV | 106 | 31.8 | 10.8 | 99 | 3 | 1 | 1 | 2 | 1,480 | 25.7 | 16.7 | 93.0 | 5.0 | 1.0 | .8 | .2 |
| Perquimans | MV | 120 | 54.8 | 26.0 | 93 | 14 | 5 | 6 | 2 | 1,246 | 38.7 | 16.8 | 88.8 | 6.6 | 2.4 | 1.1 | 1.1 |
| | NMV | 61 | 81.7 | 25.5 | 47 | 4 | 3 | 4 | 3 | 288 | 61.8 | 13.4 | 92.4 | 2.8 | 1.0 | 1.0 | 2.8 |
| District Totals | MV | 1,563 | 65.6 | 26.1 | 1,131 | 218 | 61 | 115 | 38 | 14,867 | 34.3 | 17.6 | 88.3 | 6.4 | 2.7 | 1.7 | .9 |
| | NMV | 537 | 131.7 | 32.0 | 312 | 64 | 31 | 98 | 32 | 4,135 | 39.7 | 15.4 | 89.6 | 5.4 | 1.1 | 1.5 | 2.4 |
| District 2 | | | | | | | | | | | | | | | | | |
| Beaufort | MV | 475 | 84.2 | 19.4 | 337 | 49 | 20 | 43 | 26 | 6,840 | 23.3 | 14.1 | 94.3 | 2.2 | 1.4 | 1.9 | .2 |
| | NMV | 158 | 245.4 | 155.5 | 55 | 14 | 36 | 20 | 33 | 2,430 | 16.1 | 5.8 | 96.6 | 2.0 | .4 | .4 | .6 |
| Hyde | MV | 22 | 46.5 | 10.0 | 18 | 1 | 1 | 2 | 0 | 457 | 26.9 | 18.8 | 89.7 | 8.1 | 2.0 | .2 | 0.0 |
| | NMV | 27 | 41.5 | 31.6 | 22 | 3 | 2 | 0 | 0 | 345 | 16.7 | 8.8 | 94.8 | 4.6 | .3 | .3 | 0.0 |
| Martin | MV | 219 | 31.2 | 15.7 | 178 | 34 | 4 | 3 | 0 | 3,590 | 30.3 | 15.5 | 89.6 | 5.3 | 2.4 | 2.3 | .4 |
| | NMV | 105 | 119.4 | 23.1 | 69 | 4 | 8 | 16 | 8 | 1,595 | 28.4 | 12.1 | 90.6 | 4.5 | 2.1 | 1.9 | .9 |
| Tyrrell | MV | 31 | 93.0 | 61.0 | 14 | 7 | 2 | 8 | 0 | 460 | 20.5 | 13.5 | 93.9 | 3.7 | 2.4 | 0.0 | 0.0 |
| | NMV | 24 | 57.2 | 17.3 | 16 | 4 | 1 | 3 | 0 | 181 | 15.3 | 10.3 | 98.8 | 1.2 | 0.0 | 0.0 | 0.0 |
| Washington | MV | 51 | 30.0 | 12.0 | 41 | 9 | 1 | 0 | 0 | 1,449 | 21.9 | 14.1 | 94.5 | 2.7 | 1.3 | 1.5 | 0.0 |
| | NMV | 23 | 66.6 | 37.0 | 17 | 2 | 2 | 1 | 1 | 702 | 16.3 | 8.7 | 95.6 | 3.4 | .4 | .6 | 0.0 |
| District Totals | MV | 798 | 65.6 | 19.0 | 588 | 100 | 28 | 56 | 26 | 12,796 | 25.1 | 14.4 | 93.0 | 3.4 | 1.7 | 1.8 | .1 |
| | NMV | 337 | 164.2 | 39.0 | 179 | 27 | 49 | 40 | 42 | 5,253 | 19.9 | 7.3 | 94.6 | 3.0 | .9 | .9 | .6 |
| District 3 | | | | | | | | | | | | | | | | | |
| Carteret | MV | 1,160 | 184.0 | 74.0 | 534 | 125 | 87 | 188 | 226 | 6,122 | 42.9 | 19.4 | 85.6 | 8.0 | 3.3 | 1.3 | 1.8 |
| | NMV | 934 | 282.5 | 143.1 | 339 | 93 | 82 | 130 | 290 | 3,106 | 41.0 | 17.9 | 85.0 | 8.5 | 3.1 | 1.9 | 1.5 |
| Craven | MV | 1,194 | 94.1 | 31.2 | 792 | 166 | 101 | 86 | 49 | 12,728 | 27.5 | 14.3 | 92.0 | 4.0 | .5 | 3.1 | .4 |
| | NMV | 431 | 143.2 | 38.6 | 241 | 80 | 19 | 45 | 46 | 4,164 | 29.1 | 13.1 | 91.6 | 5.2 | .9 | 1.6 | .7 |
| Pamlico | MV | 53 | 35.2 | 18.8 | 47 | 4 | 1 | 1 | 0 | 1,101 | 24.6 | 14.5 | 89.6 | 7.3 | 2.0 | 1.1 | 0.0 |
| | NMV | 11 | 26.5 | 24.0 | 10 | 1 | 0 | 0 | 0 | 460 | 28.7 | 10.7 | 90.2 | 6.6 | .4 | 1.5 | 1.3 |
| Pitt | MV | 1,233 | 215.0 | 67.8 | 589 | 110 | 55 | 177 | 302 | 11,375 | 27.1 | 17.4 | 91.4 | 5.6 | 1.6 | 1.3 | .1 |
| | NMV | 1,176 | 265.1 | 173.0 | 461 | 73 | 70 | 171 | 401 | 6,880 | 27.7 | 18.3 | 91.1 | 6.2 | 1.2 | 1.3 | .2 |
| District Totals | MV | 3,640 | 162.8 | 47.2 | 1,962 | 405 | 244 | 452 | 577 | 31,326 | 30.3 | 15.6 | 90.4 | 5.5 | 1.5 | 2.0 | .6 |
| | NMV | 2,552 | 249.9 | 112.7 | 1,051 | 247 | 171 | 346 | 737 | 14,610 | 30.9 | 16.1 | 90.0 | 6.3 | 1.6 | 1.5 | .6 |

Ages of Motor Vehicle (MV) and Non-Motor Vehicle (N-MV) Cases in the District Courts

Ages of Cases Pending 6/30/79 and Ages of Cases Disposed During Fiscal Year 1978-79

| | | Ages of Pending Cases (Days) | | | | | | | | Ages of Cases at Disposition (Days) | | | | | | | |
|-------------------|-----|------------------------------|----------|------------|-------|--------|---------|---------|-------|-------------------------------------|----------|------------|--------|----------|-----------|-----------|---------|
| | | Total Pending | Mean Age | Median Age | 0-60 | 61-120 | 121-180 | 181-365 | > 365 | Total Disposed | Mean Age | Median Age | % 0-60 | % 61-120 | % 121-180 | % 181-365 | % > 365 |
| District 4 | | | | | | | | | | | | | | | | | |
| Duplin | MV | 738 | 137.7 | 57.8 | 384 | 132 | 85 | 55 | 82 | 6,076 | 35.7 | 20.9 | 85.1 | 8.9 | 3.8 | 1.8 | .4 |
| | NMV | 461 | 257.7 | 128.0 | 167 | 56 | 49 | 54 | 135 | 2,143 | 31.6 | 14.8 | 86.3 | 9.0 | 2.2 | 2.0 | .5 |
| Jones | MV | 150 | 56.0 | 49.8 | 97 | 40 | 8 | 5 | 0 | 1,572 | 38.9 | 22.2 | 79.0 | 13.3 | 6.3 | 1.3 | .1 |
| | NMV | 31 | 75.3 | 57.0 | 16 | 10 | 4 | 0 | 1 | 582 | 37.4 | 24.5 | 80.1 | 14.9 | 3.1 | 1.9 | 0.0 |
| Onslow | MV | 2,152 | 55.7 | 31.0 | 1,442 | 424 | 185 | 97 | 4 | 16,482 | 42.8 | 21.9 | 82.4 | 8.9 | 2.6 | 5.9 | .2 |
| | NMV | 957 | 37.4 | 23.8 | 779 | 132 | 36 | 6 | 4 | 7,558 | 33.6 | 19.8 | 83.8 | 11.7 | 2.4 | 2.0 | .1 |
| Sampson | MV | 1,327 | 207.1 | 74.0 | 606 | 173 | 47 | 205 | 296 | 10,852 | 34.3 | 20.7 | 86.1 | 7.9 | 4.0 | 1.9 | .1 |
| | NMV | 740 | 344.3 | 306.3 | 217 | 49 | 41 | 159 | 274 | 2,579 | 40.0 | 25.7 | 80.5 | 13.9 | 3.8 | 1.5 | .3 |
| District Totals | MV | 4,367 | 115.6 | 43.4 | 2,529 | 769 | 325 | 362 | 382 | 34,982 | 38.7 | 21.3 | 84.0 | 8.7 | 3.4 | 3.7 | .2 |
| | NMV | 2,189 | 188.1 | 51.5 | 1,179 | 247 | 130 | 219 | 414 | 12,862 | 34.8 | 20.6 | 83.5 | 11.8 | 2.6 | 1.9 | .2 |
| District 5 | | | | | | | | | | | | | | | | | |
| New Hanover | MV | 1,419 | 82.3 | 31.9 | 913 | 238 | 81 | 123 | 64 | 13,444 | 27.5 | 18.8 | 90.1 | 5.5 | 2.8 | 1.4 | .2 |
| | NMV | 1,404 | 121.7 | 40.0 | 819 | 169 | 98 | 175 | 143 | 8,609 | 35.0 | 14.6 | 84.9 | 8.2 | 2.6 | 3.8 | .5 |
| Pender | MV | 510 | 188.7 | 74.1 | 230 | 69 | 47 | 77 | 87 | 3,706 | 41.9 | 16.1 | 83.9 | 6.4 | 2.8 | 6.2 | .7 |
| | NMV | 146 | 380.0 | 240.0 | 50 | 8 | 6 | 16 | 66 | 1,048 | 27.8 | 8.8 | 88.9 | 5.9 | 1.9 | 2.6 | .7 |
| District Totals | MV | 1,929 | 110.4 | 39.7 | 1,143 | 307 | 128 | 200 | 151 | 17,150 | 30.6 | 15.1 | 88.8 | 5.7 | 2.8 | 2.4 | .3 |
| | NMV | 1,550 | 146.0 | 44.0 | 869 | 177 | 104 | 191 | 209 | 9,657 | 34.2 | 14.3 | 85.4 | 7.9 | 2.5 | 3.6 | .6 |
| District 6 | | | | | | | | | | | | | | | | | |
| Bertie | MV | 333 | 62.8 | 32.1 | 211 | 81 | 27 | 9 | 5 | 3,690 | 30.5 | 14.6 | 88.7 | 6.1 | 3.7 | .4 | 1.1 |
| | NMV | 153 | 239.3 | 128.0 | 61 | 14 | 6 | 35 | 37 | 751 | 15.6 | 7.2 | 96.6 | 2.8 | .1 | .5 | 0.0 |
| Halifax | MV | 1,314 | 85.9 | 40.4 | 860 | 261 | 40 | 73 | 60 | 11,218 | 29.5 | 21.7 | 89.8 | 7.3 | 2.8 | .1 | 0.0 |
| | NMV | 474 | 157.2 | 67.7 | 232 | 41 | 14 | 124 | 63 | 3,335 | 30.3 | 14.9 | 86.3 | 9.9 | 2.9 | .5 | .4 |
| Hertford | MV | 624 | 116.9 | 61.1 | 296 | 99 | 45 | 162 | 22 | 4,497 | 35.0 | 13.6 | 86.6 | 7.8 | 1.7 | 2.0 | 1.9 |
| | NMV | 164 | 178.0 | 95.5 | 73 | 14 | 9 | 50 | 18 | 1,311 | 30.4 | 13.0 | 87.1 | 8.4 | 1.8 | 2.1 | .6 |
| Northampton | MV | 437 | 29.7 | 11.9 | 379 | 32 | 20 | 5 | 1 | 6,225 | 18.9 | 10.0 | 93.5 | 5.6 | .6 | .1 | .2 |
| | NMV | 32 | 48.3 | 12.0 | 25 | 2 | 3 | 2 | 0 | 619 | 22.7 | 9.5 | 94.8 | 2.9 | .6 | 0.0 | 1.7 |
| District Totals | MV | 2,708 | 81.1 | 35.5 | 1,746 | 473 | 132 | 249 | 108 | 25,630 | 28.0 | 15.7 | 90.0 | 6.8 | 2.2 | .5 | .5 |
| | NMV | 823 | 172.4 | 82.0 | 391 | 71 | 32 | 211 | 118 | 6,016 | 27.7 | 12.7 | 88.7 | 7.9 | 2.1 | .8 | .5 |
| District 7 | | | | | | | | | | | | | | | | | |
| Edgecombe | MV | 463 | 53.9 | 26.3 | 358 | 65 | 19 | 11 | 10 | 5,197 | 35.8 | 20.5 | 85.0 | 9.0 | 3.8 | 1.8 | .4 |
| | NMV | 509 | 70.8 | 31.5 | 337 | 94 | 22 | 39 | 17 | 4,876 | 34.5 | 17.1 | 85.1 | 10.0 | 2.6 | 1.9 | .4 |
| Nash | MV | 1,003 | 59.1 | 30.3 | 687 | 183 | 55 | 63 | 15 | 8,479 | 35.9 | 17.5 | 81.2 | 12.8 | 4.4 | 1.4 | .2 |
| | NMV | 580 | 73.7 | 31.9 | 377 | 117 | 25 | 41 | 20 | 4,767 | 33.2 | 16.6 | 84.8 | 9.7 | 3.5 | 1.7 | .3 |
| Wilson | MV | 1,243 | 86.9 | 32.4 | 804 | 201 | 60 | 127 | 51 | 8,696 | 36.4 | 20.7 | 82.5 | 9.9 | 5.7 | 1.7 | .2 |
| | NMV | 820 | 145.6 | 72.1 | 349 | 155 | 83 | 180 | 53 | 4,112 | 36.3 | 15.3 | 80.2 | 13.3 | 3.7 | 2.5 | .3 |
| District Totals | MV | 2,709 | 71.0 | 31.8 | 1,849 | 449 | 134 | 201 | 76 | 22,372 | 36.1 | 19.2 | 82.7 | 10.8 | 4.7 | 1.6 | .2 |
| | NMV | 1,969 | 103.8 | 45.5 | 1,063 | 366 | 130 | 260 | 90 | 13,755 | 34.6 | 16.7 | 83.5 | 10.9 | 3.3 | 2.0 | .3 |

Ages of Motor Vehicle (MV) and Non-Motor Vehicle (N-MV) Cases in the District Courts

Ages of Cases Pending 6/30/79 and Ages of Cases Disposed During Fiscal Year 1978-79

| | | Total Pending | Mean Age | Median Age | Ages of Pending Cases (Days) | | | | | Total Disposed | Mean Age | Median Age | Ages of Cases at Disposition (Days) | | | | |
|--------------------|-----|---------------|----------|------------|------------------------------|--------|---------|---------|-------|----------------|----------|------------|-------------------------------------|----------|-----------|-----------|---------|
| | | | | | 0-60 | 61-120 | 121-180 | 181-365 | > 365 | | | | % 0-60 | % 61-120 | % 121-180 | % 181-365 | % > 365 |
| <u>District 8</u> | | | | | | | | | | | | | | | | | |
| Greene | MV | 157 | 54.8 | 32.2 | 102 | 32 | 13 | 9 | 0 | 1,600 | 28.4 | 13.6 | 88.4 | 6.7 | 2.9 | 1.8 | .2 |
| | NMV | 57 | 98.0 | 32.0 | 38 | 6 | 3 | 5 | 5 | 793 | 24.8 | 11.3 | 92.7 | 4.5 | .8 | 1.6 | .4 |
| Lenoir | MV | 684 | 44.3 | 25.9 | 516 | 116 | 29 | 21 | 2 | 9,063 | 29.7 | 16.5 | 87.2 | 8.3 | 3.5 | 1.0 | 0.0 |
| | NMV | 317 | 39.5 | 23.2 | 270 | 27 | 12 | 6 | 2 | 4,894 | 27.1 | 15.0 | 89.2 | 8.0 | 1.6 | 1.1 | .1 |
| Wayne | MV | 1,427 | 75.1 | 31.6 | 947 | 253 | 90 | 85 | 52 | 13,599 | 32.6 | 16.7 | 86.3 | 7.9 | 4.2 | 1.1 | .5 |
| | NMV | 751 | 98.8 | 44.7 | 422 | 129 | 70 | 80 | 50 | 6,098 | 35.1 | 17.6 | 86.1 | 8.4 | 1.6 | 3.3 | .6 |
| District Totals | MV | 2,268 | 64.4 | 30.9 | 1,565 | 402 | 132 | 115 | 54 | 24,262 | 31.3 | 16.4 | 86.8 | 8.0 | 3.8 | 1.1 | .3 |
| | NMV | 1,125 | 82.0 | 35.2 | 730 | 162 | 85 | 91 | 57 | 11,785 | 31.0 | 15.9 | 87.8 | 7.9 | 1.6 | 2.3 | .4 |
| <u>District 9</u> | | | | | | | | | | | | | | | | | |
| Franklin | MV | 397 | 63.0 | 32.1 | 274 | 72 | 25 | 17 | 9 | 4,019 | 31.7 | 20.6 | 89.2 | 6.0 | 2.6 | 2.1 | .1 |
| | NMV | 212 | 136.1 | 96.5 | 92 | 21 | 58 | 25 | 16 | 1,370 | 24.7 | 11.2 | 91.6 | 5.2 | 1.8 | .9 | .5 |
| Granville | MV | 424 | 51.1 | 29.1 | 305 | 93 | 9 | 13 | 4 | 4,273 | 25.8 | 14.1 | 88.8 | 7.6 | 2.9 | .6 | .1 |
| | NMV | 108 | 174.6 | 45.8 | 62 | 18 | 5 | 11 | 12 | 1,707 | 19.2 | 8.1 | 93.4 | 4.2 | 1.8 | .5 | .1 |
| Person | MV | 371 | 169.3 | 51.1 | 203 | 54 | 11 | 41 | 62 | 3,381 | 28.7 | 17.5 | 89.9 | 6.6 | 3.0 | .4 | .1 |
| | NMV | 203 | 229.1 | 51.1 | 107 | 18 | 7 | 20 | 51 | 1,625 | 24.7 | 14.5 | 91.8 | 6.0 | 1.0 | 1.1 | .1 |
| Vance | MV | 512 | 34.4 | 21.9 | 412 | 87 | 11 | 2 | 0 | 4,452 | 31.4 | 20.7 | 86.7 | 9.0 | 3.4 | .8 | .1 |
| | NMV | 252 | 80.3 | 29.3 | 149 | 61 | 15 | 21 | 6 | 2,550 | 27.8 | 11.8 | 89.1 | 6.7 | 1.6 | 2.3 | .3 |
| Warren | MV | 486 | 105.6 | 32.3 | 312 | 74 | 14 | 36 | 50 | 2,340 | 54.4 | 23.3 | 85.1 | 6.0 | 2.8 | 2.5 | 3.6 |
| | NMV | 229 | 281.2 | 215.0 | 54 | 9 | 17 | 78 | 71 | 885 | 50.4 | 18.0 | 86.4 | 8.3 | 1.0 | 1.7 | 2.6 |
| District Totals | MV | 2,190 | 81.4 | 31.3 | 1,506 | 380 | 70 | 109 | 125 | 18,465 | 32.6 | 18.9 | 88.0 | 7.2 | 3.0 | 1.2 | .6 |
| | NMV | 1,004 | 178.1 | 72.8 | 464 | 127 | 102 | 155 | 156 | 8,137 | 27.3 | 12.2 | 90.7 | 5.9 | 1.5 | 1.4 | .5 |
| <u>District 10</u> | | | | | | | | | | | | | | | | | |
| Wake | MV | 6,702 | 108.3 | 39.5 | 4,197 | 1,078 | 393 | 432 | 602 | 46,489 | 39.9 | 27.7 | 81.8 | 12.0 | 4.4 | 1.7 | .1 |
| | NMV | 4,369 | 141.0 | 46.8 | 2,470 | 688 | 265 | 412 | 534 | 23,775 | 45.2 | 28.2 | 76.9 | 15.3 | 4.8 | 2.8 | .2 |
| <u>District 11</u> | | | | | | | | | | | | | | | | | |
| Harnett | MV | 806 | 67.0 | 32.3 | 514 | 172 | 52 | 59 | 9 | 7,763 | 31.7 | 17.3 | 85.9 | 9.4 | 3.7 | .9 | .1 |
| | NMV | 391 | 66.5 | 39.5 | 256 | 76 | 28 | 24 | 7 | 3,203 | 34.7 | 21.2 | 83.5 | 12.3 | 2.4 | 1.5 | .3 |
| Johnston | MV | 1,774 | 115.1 | 38.5 | 1,062 | 219 | 97 | 227 | 169 | 13,471 | 34.6 | 19.2 | 82.5 | 12.3 | 4.4 | .6 | .2 |
| | NMV | 620 | 204.7 | 117.5 | 242 | 68 | 81 | 121 | 108 | 3,188 | 33.8 | 15.9 | 84.6 | 9.7 | 3.5 | 1.9 | .3 |
| Lee | MV | 486 | 93.4 | 25.0 | 351 | 67 | 14 | 13 | 41 | 3,968 | 29.9 | 19.6 | 87.7 | 9.7 | 2.0 | .4 | .2 |
| | NMV | 330 | 170.9 | 39.5 | 189 | 29 | 15 | 37 | 60 | 3,913 | 24.4 | 15.2 | 91.1 | 6.9 | 1.2 | .7 | .1 |
| District Totals | MV | 3,066 | 99.0 | 32.2 | 1,927 | 458 | 163 | 299 | 219 | 25,202 | 33.0 | 18.7 | 84.4 | 11.0 | 3.9 | .6 | .1 |
| | NMV | 1,341 | 156.1 | 53.9 | 687 | 173 | 124 | 182 | 175 | 10,304 | 30.5 | 16.5 | 86.6 | 9.5 | 2.4 | 1.3 | .2 |
| <u>District 12</u> | | | | | | | | | | | | | | | | | |
| Cumberland | MV | 4,215 | 58.6 | 35.6 | 2,854 | 902 | 194 | 229 | 36 | 38,690 | 42.5 | 24.0 | 79.8 | 10.6 | 6.5 | 2.9 | .2 |
| | NMV | 2,529 | 76.7 | 45.8 | 1,486 | 513 | 260 | 224 | 46 | 22,418 | 43.0 | 20.1 | 77.7 | 12.4 | 5.3 | 3.8 | .8 |
| Hoke | MV | 361 | 70.0 | 26.1 | 250 | 37 | 21 | 48 | 5 | 3,735 | 36.2 | 19.8 | 84.4 | 8.9 | 4.6 | 1.7 | .4 |
| | NMV | 337 | 97.6 | 85.9 | 93 | 178 | 20 | 39 | 7 | 1,250 | 39.7 | 17.5 | 83.8 | 10.8 | 2.3 | 1.6 | 1.5 |
| District Totals | MV | 4,576 | 59.5 | 32.4 | 3,104 | 939 | 215 | 277 | 41 | 42,425 | 41.9 | 23.4 | 80.1 | 10.5 | 6.4 | 2.8 | .2 |
| | NMV | 2,866 | 79.1 | 50.5 | 1,579 | 691 | 280 | 263 | 53 | 23,668 | 42.8 | 20.0 | 78.2 | 12.2 | 5.1 | 3.7 | .8 |

Ages of Motor Vehicle (MV) and Non-Motor Vehicle (N-MV) Cases in the District Courts

Ages of Cases Pending 6/30/79 and Ages of Cases Disposed During Fiscal Year 1978-79

| | | Total Pending | Mean Age | Median Age | Ages of Pending Cases (Days) | | | | | Total Disposed | Mean Age | Median Age | Ages of Cases at Disposition (Days) | | | | | % > 365 |
|---------------------|-----|---------------|----------|------------|------------------------------|--------|---------|---------|-------|----------------|----------|------------|-------------------------------------|--------|---------|---------|-------|---------|
| | | | | | 0-60 | 61-120 | 121-180 | 181-365 | > 365 | | | | 0-60 | 61-120 | 121-180 | 181-365 | > 365 | |
| <u>District 13</u> | | | | | | | | | | | | | | | | | | |
| Bladen | MV | 879 | 98.8 | 19.1 | 600 | 107 | 46 | 53 | 73 | 6,831 | 40.4 | 19.8 | 86.6 | 6.1 | 2.9 | 3.9 | .5 | |
| | NMV | 270 | 85.6 | 31.1 | 188 | 26 | 14 | 29 | 13 | 2,413 | 58.2 | 18.8 | 86.4 | 6.6 | 1.7 | 2.7 | 2.6 | |
| Brunswick | MV | 482 | 50.9 | 29.6 | 377 | 69 | 8 | 21 | 7 | 4,553 | 37.6 | 21.0 | 81.4 | 11.2 | 5.3 | 2.0 | .1 | |
| | NMV | 273 | 69.9 | 29.6 | 200 | 23 | 11 | 35 | 4 | 1,809 | 34.4 | 15.5 | 83.3 | 11.1 | 2.5 | 3.0 | .1 | |
| Columbus | MV | 1,204 | 94.8 | 29.3 | 834 | 180 | 74 | 41 | 75 | 9,338 | 37.6 | 20.6 | 83.0 | 9.9 | 3.9 | 2.9 | .3 | |
| | NMV | 540 | 362.1 | 117.2 | 230 | 42 | 37 | 24 | 207 | 3,767 | 30.6 | 18.2 | 86.4 | 10.0 | 2.1 | 1.2 | .3 | |
| District Totals | MV | 2,565 | 87.9 | 29.1 | 1,811 | 356 | 128 | 115 | 155 | 20,722 | 38.5 | 20.4 | 83.7 | 9.0 | 4.0 | 3.0 | .3 | |
| | NMV | 1,083 | 219.5 | 45.1 | 618 | 91 | 62 | 88 | 224 | 7,989 | 39.8 | 18.2 | 85.7 | 9.2 | 2.1 | 2.1 | .9 | |
| <u>District 14</u> | | | | | | | | | | | | | | | | | | |
| Durham | MV | 2,646 | 106.9 | 38.1 | 1,623 | 317 | 194 | 328 | 184 | 18,483 | 61.5 | 22.1 | 86.5 | 6.5 | 2.0 | 2.2 | 2.8 | |
| | NMV | 1,881 | 155.9 | 64.8 | 886 | 309 | 128 | 228 | 330 | 11,720 | 50.2 | 14.4 | 84.8 | 8.2 | 2.4 | 2.1 | 2.5 | |
| <u>District 15A</u> | | | | | | | | | | | | | | | | | | |
| Alamance | MV | 1,106 | 34.8 | 21.5 | 922 | 138 | 24 | 20 | 2 | 11,694 | 35.3 | 22.1 | 88.6 | 7.9 | 2.1 | .7 | .7 | |
| | NMV | 489 | 48.1 | 24.7 | 372 | 71 | 16 | 24 | 6 | 4,616 | 35.1 | 19.3 | 88.7 | 8.0 | 1.3 | .9 | 1.1 | |
| <u>District 15B</u> | | | | | | | | | | | | | | | | | | |
| Chatham | MV | 366 | 30.2 | 17.8 | 303 | 55 | 8 | 0 | 0 | 5,338 | 27.5 | 18.1 | 90.6 | 6.7 | 2.2 | .5 | 0.0 | |
| | NMV | 110 | 48.6 | 23.5 | 91 | 13 | 2 | 1 | 3 | 1,186 | 28.6 | 15.3 | 85.4 | 11.1 | 1.9 | 1.6 | 0.0 | |
| Orange | MV | 1,326 | 41.9 | 25.1 | 1,065 | 172 | 59 | 22 | 8 | 10,521 | 55.7 | 24.3 | 80.9 | 7.3 | 2.9 | 6.6 | 2.3 | |
| | NMV | 344 | 49.1 | 24.0 | 287 | 24 | 11 | 17 | 5 | 3,379 | 64.4 | 19.9 | 77.4 | 9.3 | 4.0 | 5.4 | 3.9 | |
| District Totals | MV | 1,692 | 39.4 | 24.9 | 1,368 | 227 | 67 | 22 | 8 | 15,859 | 46.2 | 22.1 | 84.3 | 7.0 | 2.7 | 4.5 | 1.5 | |
| | NMV | 454 | 49.0 | 24.0 | 378 | 37 | 13 | 18 | 8 | 4,565 | 55.1 | 18.5 | 79.6 | 9.7 | 3.4 | 4.4 | 2.9 | |
| <u>District 16</u> | | | | | | | | | | | | | | | | | | |
| Robeson | MV | 1,777 | 44.3 | 25.9 | 1,357 | 336 | 50 | 21 | 13 | 17,405 | 30.7 | 16.2 | 83.8 | 11.2 | 4.5 | .5 | 0.0 | |
| | NMV | 945 | 65.0 | 29.6 | 649 | 122 | 69 | 96 | 9 | 8,737 | 38.4 | 20.5 | 78.6 | 15.9 | 4.4 | 1.0 | .1 | |
| Scotland | MV | 310 | 75.8 | 24.1 | 237 | 45 | 5 | 5 | 18 | 5,161 | 34.8 | 15.1 | 88.4 | 4.7 | 4.0 | .8 | 2.1 | |
| | NMV | 659 | 288.3 | 241.1 | 170 | 48 | 49 | 170 | 222 | 2,894 | 33.8 | 15.2 | 89.3 | 6.3 | 1.0 | 1.1 | 2.3 | |
| District Totals | MV | 2,087 | 49.0 | 25.7 | 1,594 | 381 | 55 | 26 | 31 | 22,566 | 31.7 | 15.9 | 84.8 | 9.8 | 4.4 | .6 | .4 | |
| | NMV | 1,604 | 156.8 | 57.7 | 819 | 170 | 118 | 266 | 231 | 11,631 | 37.2 | 18.6 | 81.4 | 13.5 | 3.4 | 1.0 | .7 | |
| <u>District 17</u> | | | | | | | | | | | | | | | | | | |
| Caswell | MV | 261 | 83.5 | 25.8 | 177 | 38 | 12 | 17 | 17 | 2,211 | 43.7 | 27.0 | 83.5 | 8.7 | 4.9 | 2.1 | .8 | |
| | NMV | 123 | 126.4 | 28.3 | 81 | 8 | 3 | 20 | 11 | 697 | 30.0 | 16.4 | 89.2 | 6.7 | 2.9 | 1.1 | .1 | |
| Rockingham | MV | 1,157 | 77.7 | 31.8 | 750 | 187 | 66 | 120 | 34 | 9,607 | 39.5 | 21.3 | 84.6 | 7.2 | 4.2 | 3.5 | .5 | |
| | NMV | 603 | 144.0 | 54.1 | 307 | 96 | 38 | 92 | 70 | 5,014 | 38.4 | 17.2 | 83.0 | 10.0 | 4.0 | 2.2 | .8 | |
| Stokes | MV | 366 | 51.3 | 30.6 | 296 | 37 | 12 | 14 | 7 | 3,537 | 38.2 | 21.9 | 81.8 | 11.0 | 5.3 | 1.8 | .1 | |
| | NMV | 118 | 88.8 | 38.5 | 90 | 11 | 3 | 7 | 7 | 1,003 | 38.2 | 20.4 | 82.9 | 11.2 | 3.3 | 1.9 | .7 | |
| Surry | MV | 631 | 51.7 | 31.5 | 437 | 116 | 58 | 19 | 1 | 6,449 | 45.5 | 19.3 | 82.2 | 7.6 | 6.0 | 2.2 | 2.0 | |
| | NMV | 505 | 49.9 | 24.0 | 371 | 70 | 45 | 17 | 2 | 3,311 | 62.0 | 27.8 | 75.5 | 12.4 | 4.7 | 3.9 | 3.5 | |
| District Totals | MV | 2,415 | 67.6 | 31.0 | 1,660 | 378 | 148 | 170 | 59 | 21,804 | 41.5 | 21.4 | 83.4 | 8.1 | 4.9 | 2.7 | .9 | |
| | NMV | 1,349 | 102.4 | 31.8 | 849 | 185 | 89 | 136 | 90 | 10,025 | 45.6 | 21.4 | 81.0 | 10.7 | 4.0 | 2.7 | 1.6 | |

CONTINUED

2 OF 3

Ages of Motor Vehicle (MV) and Non-Motor Vehicle (N-MV) Cases in the District Courts

Ages of Cases Pending 6/30/79 and Ages of Cases Disposed During Fiscal Year 1978-79

| | | Total Pending | Mean Age | Median Age | Ages of Pending Cases (Days) | | | | | Total Disposed | Mean Age | Median Age | Ages of Cases at Disposition (Days) | | | | |
|---------------------|-----|---------------|----------|------------|------------------------------|--------|---------|---------|-------|----------------|----------|------------|-------------------------------------|----------|-----------|-----------|---------|
| | | | | | 0-60 | 61-120 | 121-180 | 181-365 | > 365 | | | | % 0-60 | % 61-120 | % 121-180 | % 181-365 | % > 365 |
| District 18 | | | | | | | | | | | | | | | | | |
| Guilford | MV | 6,882 | 140.7 | 60.9 | 3,393 | 869 | 609 | 1,206 | 805 | 41,995 | 46.7 | 28.3 | 82.8 | 11.3 | 2.5 | 1.8 | 1.6 |
| | NMV | 4,487 | 205.3 | 112.6 | 1,779 | 525 | 384 | 846 | 953 | 19,618 | 82.9 | 33.1 | 70.5 | 15.7 | 4.5 | 3.1 | 6.2 |
| District 19A | | | | | | | | | | | | | | | | | |
| Cabarrus | MV | 1,475 | 48.4 | 26.2 | 1,149 | 210 | 35 | 67 | 14 | 12,238 | 34.9 | 24.0 | 85.7 | 8.0 | 5.2 | 1.0 | .1 |
| | NMV | 284 | 78.8 | 25.7 | 185 | 38 | 26 | 24 | 11 | 3,872 | 30.2 | 18.5 | 89.1 | 7.3 | 1.8 | 1.6 | .2 |
| Rowan | MV | 1,007 | 52.2 | 25.7 | 776 | 149 | 37 | 30 | 15 | 10,857 | 33.2 | 21.7 | 85.9 | 9.6 | 3.5 | .9 | .1 |
| | NMV | 358 | 113.3 | 30.0 | 240 | 42 | 16 | 27 | 33 | 4,477 | 29.2 | 14.2 | 91.5 | 4.9 | 1.2 | 1.6 | .7 |
| District Totals | MV | 2,482 | 49.9 | 26.1 | 1,925 | 359 | 72 | 97 | 29 | 23,095 | 34.1 | 22.7 | 85.8 | 8.8 | 4.4 | .9 | .1 |
| | NMV | 642 | 98.1 | 26.3 | 425 | 80 | 42 | 51 | 44 | 8,349 | 29.6 | 15.9 | 90.4 | 6.0 | 1.5 | 1.6 | .5 |
| District 19B | | | | | | | | | | | | | | | | | |
| Montgomery | MV | 543 | 178.6 | 52.2 | 287 | 67 | 22 | 45 | 122 | 4,278 | 27.3 | 15.5 | 90.1 | 5.9 | 2.6 | 1.3 | .1 |
| | NMV | 423 | 428.4 | 311.9 | 116 | 12 | 12 | 98 | 185 | 1,763 | 24.7 | 14.2 | 91.2 | 6.1 | 1.6 | .9 | .2 |
| Randolph | MV | 906 | 69.3 | 39.3 | 568 | 143 | 92 | 102 | 1 | 9,025 | 39.7 | 21.8 | 86.5 | 7.5 | 2.1 | 3.5 | .4 |
| | NMV | 239 | 86.4 | 18.6 | 191 | 30 | 4 | 5 | 9 | 2,913 | 65.2 | 20.8 | 84.7 | 9.3 | 2.5 | 1.3 | 2.2 |
| District Totals | MV | 1,449 | 110.3 | 39.9 | 855 | 210 | 114 | 147 | 123 | 13,303 | 35.7 | 19.9 | 87.6 | 7.0 | 2.3 | 2.8 | .3 |
| | NMV | 662 | 304.9 | 89.3 | 307 | 42 | 16 | 103 | 194 | 4,676 | 48.3 | 17.8 | 87.2 | 8.1 | 2.1 | 1.2 | 1.4 |
| District 20 | | | | | | | | | | | | | | | | | |
| Anson | MV | 317 | 81.9 | 25.7 | 225 | 30 | 13 | 33 | 16 | 4,529 | 31.0 | 14.4 | 89.1 | 6.3 | 2.1 | 1.8 | .7 |
| | NMV | 107 | 76.5 | 19.1 | 80 | 12 | 6 | 4 | 5 | 1,456 | 32.0 | 18.6 | 88.6 | 7.2 | 2.6 | 1.2 | .4 |
| Moore | MV | 446 | 89.3 | 53.9 | 240 | 89 | 44 | 69 | 4 | 6,357 | 31.8 | 15.7 | 87.9 | 6.5 | 3.0 | 2.2 | .4 |
| | NMV | 366 | 73.8 | 22.3 | 247 | 57 | 29 | 22 | 11 | 3,422 | 36.0 | 18.3 | 83.2 | 10.6 | 4.9 | 1.0 | .3 |
| Richmond | MV | 806 | 104.1 | 25.1 | 529 | 87 | 45 | 94 | 51 | 5,703 | 43.5 | 17.5 | 88.4 | 5.1 | 3.9 | 1.6 | 1.0 |
| | NMV | 442 | 150.6 | 52.1 | 230 | 37 | 42 | 75 | 58 | 2,965 | 41.2 | 15.7 | 88.9 | 5.7 | 1.0 | 1.8 | 2.6 |
| Stanly | MV | 731 | 115.5 | 54.3 | 381 | 123 | 78 | 109 | 40 | 6,659 | 35.7 | 14.9 | 88.0 | 5.3 | 4.1 | 1.2 | 1.4 |
| | NMV | 582 | 224.8 | 205.0 | 168 | 31 | 57 | 189 | 137 | 2,033 | 52.3 | 14.6 | 86.0 | 3.8 | 2.0 | 2.6 | 5.6 |
| Union | MV | 572 | 69.9 | 32.3 | 369 | 101 | 42 | 57 | 3 | 7,179 | 27.0 | 14.0 | 90.1 | 6.7 | 2.1 | .6 | .5 |
| | NMV | 326 | 77.1 | 25.8 | 205 | 51 | 19 | 50 | 1 | 3,159 | 24.0 | 13.8 | 93.5 | 4.4 | 1.2 | .7 | .2 |
| District Totals | MV | 2,872 | 95.5 | 39.0 | 1,744 | 430 | 222 | 362 | 114 | 30,427 | 33.6 | 15.1 | 88.7 | 5.9 | 3.0 | 1.5 | .9 |
| | NMV | 1,823 | 141.4 | 53.8 | 930 | 188 | 153 | 340 | 212 | 13,035 | 36.4 | 15.4 | 88.0 | 6.6 | 2.4 | 1.4 | 1.6 |
| District 21 | | | | | | | | | | | | | | | | | |
| Forsyth | MV | 4,516 | 113.7 | 27.1 | 2,759 | 401 | 261 | 688 | 407 | 37,358 | 35.6 | 18.1 | 93.9 | 2.4 | .4 | 1.0 | 2.3 |
| | NMV | 2,048 | 132.1 | 49.2 | 1,186 | 201 | 149 | 274 | 238 | 13,628 | 70.2 | 18.1 | 85.7 | 3.8 | .7 | 2.0 | 7.8 |

Ages of Motor Vehicle (MV) and Non-Motor Vehicle (N-MV) Cases in the District Courts

Ages of Cases Pending 6/30/79 and Ages of Cases Disposed During Fiscal Year 1978-79

| | | Ages of Pending Cases (Days) | | | | | | | | Ages of Cases at Disposition (Days) | | | | | | | |
|--------------------|-----|------------------------------|----------|------------|-------|--------|---------|---------|-------|-------------------------------------|----------|------------|--------|----------|-----------|-----------|---------|
| | | Total Pending | Mean Age | Median Age | 0-60 | 61-120 | 121-180 | 181-365 | > 365 | Total Disposed | Mean Age | Median Age | % 0-60 | % 61-120 | % 121-180 | % 181-365 | % > 365 |
| <u>District 22</u> | | | | | | | | | | | | | | | | | |
| Alexander | MV | 139 | 61.4 | 26.2 | 105 | 12 | 7 | 14 | 1 | 1,927 | 30.5 | 20.5 | 93.9 | 4.1 | .1 | 1.3 | .6 |
| | NMV | 79 | 87.3 | 50.7 | 41 | 19 | 10 | 5 | 4 | 1,022 | 30.6 | 14.1 | 91.6 | 4.1 | 1.0 | 2.4 | .9 |
| Davidson | MV | 1,421 | 130.9 | 39.8 | 835 | 138 | 107 | 148 | 193 | 13,065 | 27.5 | 17.4 | 89.6 | 7.4 | 2.1 | .9 | 0.0 |
| | NMV | 867 | 220.8 | 60.9 | 426 | 96 | 45 | 76 | 224 | 5,160 | 40.9 | 19.8 | 84.2 | 9.9 | 3.1 | 2.1 | .7 |
| Davie | MV | 639 | 104.8 | 31.3 | 415 | 54 | 20 | 103 | 47 | 4,573 | 28.5 | 20.3 | 91.0 | 7.1 | .9 | .8 | .2 |
| | NMV | 182 | 91.1 | 51.5 | 114 | 36 | 17 | 8 | 7 | 852 | 21.3 | 15.5 | 93.1 | 6.4 | .1 | .4 | 0.0 |
| Iredell | MV | 1,039 | 41.3 | 25.8 | 807 | 179 | 37 | 14 | 2 | 10,131 | 31.9 | 21.1 | 88.9 | 7.6 | 2.0 | 1.0 | .5 |
| | NMV | 539 | 39.3 | 23.5 | 454 | 54 | 15 | 13 | 3 | 4,576 | 31.3 | 17.2 | 90.4 | 6.6 | 1.1 | .8 | 1.1 |
| District Totals | MV | 3,238 | 94.0 | 31.5 | 2,162 | 383 | 171 | 279 | 243 | 29,696 | 29.4 | 19.3 | 89.8 | 7.2 | 1.8 | 1.0 | .2 |
| | NMV | 1,667 | 141.6 | 38.7 | 1,035 | 205 | 87 | 102 | 238 | 11,610 | 34.8 | 17.9 | 88.0 | 7.8 | 1.9 | 1.5 | .8 |
| <u>District 23</u> | | | | | | | | | | | | | | | | | |
| Alleghany | MV | 96 | 135.6 | 61.5 | 47 | 9 | 5 | 24 | 11 | 713 | 21.9 | 12.9 | 92.0 | 5.7 | 2.0 | .1 | .2 |
| | NMV | 32 | 98.8 | 61.0 | 15 | 8 | 1 | 6 | 2 | 280 | 30.7 | 13.3 | 93.5 | 1.4 | 1.5 | .7 | 2.9 |
| Ashe | MV | 146 | 42.1 | 18.7 | 114 | 20 | 6 | 6 | 0 | 1,781 | 34.7 | 19.2 | 86.9 | 8.6 | 1.3 | 2.1 | 1.1 |
| | NMV | 57 | 143.7 | 19.0 | 36 | 2 | 5 | 9 | 5 | 942 | 34.5 | 14.0 | 91.6 | 4.7 | 1.5 | 1.2 | 1.0 |
| Wilkes | MV | 662 | 57.5 | 31.2 | 466 | 118 | 47 | 21 | 10 | 6,697 | 48.4 | 21.4 | 82.9 | 9.8 | 3.5 | 1.5 | 2.3 |
| | NMV | 387 | 102.1 | 46.8 | 224 | 69 | 23 | 42 | 29 | 2,927 | 45.8 | 15.0 | 87.3 | 6.8 | 1.6 | .9 | 3.4 |
| Yadkin | MV | 243 | 43.4 | 22.2 | 186 | 36 | 16 | 4 | 1 | 2,831 | 26.1 | 14.4 | 89.3 | 6.9 | 2.9 | .8 | .1 |
| | NMV | 78 | 33.1 | 15.0 | 69 | 4 | 3 | 2 | 0 | 1,213 | 28.1 | 15.8 | 86.9 | 9.2 | 3.2 | .5 | .2 |
| District Totals | MV | 1,147 | 59.1 | 29.4 | 813 | 183 | 74 | 55 | 22 | 12,022 | 39.5 | 18.5 | 85.6 | 8.6 | 3.0 | 1.3 | 1.5 |
| | NMV | 554 | 96.5 | 39.6 | 344 | 83 | 32 | 59 | 36 | 5,362 | 39.0 | 14.8 | 88.2 | 6.7 | 2.0 | .8 | 2.3 |
| <u>District 24</u> | | | | | | | | | | | | | | | | | |
| Avery | MV | 288 | 76.8 | 32.1 | 177 | 48 | 22 | 35 | 6 | 1,651 | 33.9 | 22.7 | 89.0 | 8.2 | 1.4 | .7 | .7 |
| | NMV | 101 | 123.6 | 98.7 | 33 | 31 | 18 | 15 | 4 | 599 | 60.1 | 28.2 | 77.5 | 10.8 | 4.9 | 4.5 | 2.3 |
| Madison | MV | 245 | 86.2 | 47.2 | 143 | 61 | 14 | 18 | 9 | 2,536 | 40.1 | 20.8 | 79.1 | 9.9 | 9.0 | 1.8 | .2 |
| | NMV | 87 | 205.0 | 47.0 | 49 | 7 | 1 | 9 | 21 | 336 | 54.0 | 26.5 | 76.1 | 14.0 | 4.2 | 4.5 | 1.2 |
| Mitchell | MV | 254 | 172.8 | 130.0 | 112 | 14 | 11 | 113 | 4 | 1,145 | 33.1 | 21.9 | 88.2 | 6.8 | 3.5 | 1.1 | .4 |
| | NMV | 53 | 103.2 | 47.3 | 28 | 10 | 4 | 8 | 3 | 322 | 40.0 | 24.0 | 85.3 | 9.4 | 2.8 | 1.9 | .6 |
| Watauga | MV | 451 | 93.4 | 32.9 | 277 | 73 | 29 | 48 | 24 | 4,120 | 41.7 | 20.4 | 84.4 | 7.8 | 2.9 | 3.6 | 1.3 |
| | NMV | 367 | 225.3 | 159.3 | 77 | 49 | 82 | 55 | 104 | 947 | 55.7 | 21.1 | 83.4 | 8.9 | 1.8 | 2.1 | 3.8 |
| Yancey | MV | 189 | 95.5 | 51.0 | 96 | 22 | 32 | 39 | 0 | 1,467 | 27.2 | 15.9 | 91.8 | 4.5 | 1.6 | 1.8 | .3 |
| | NMV | 58 | 58.7 | 19.2 | 44 | 4 | 4 | 6 | 0 | 548 | 32.7 | 13.5 | 88.5 | 7.5 | 1.1 | .9 | 2.0 |
| District Totals | MV | 1,427 | 103.2 | 46.8 | 805 | 218 | 108 | 253 | 43 | 10,919 | 37.3 | 20.5 | 85.4 | 7.8 | 3.9 | 2.2 | .7 |
| | NMV | 666 | 183.0 | 123.0 | 231 | 101 | 109 | 93 | 132 | 2,752 | 50.0 | 21.6 | 82.4 | 9.7 | 2.8 | 2.7 | 2.4 |

Ages of Motor Vehicle (MV) and Non-Motor Vehicle (N-MV) Cases in the District Courts

Ages of Cases Pending 6/30/79 and Ages of Cases Disposed During Fiscal Year 1978-79

| | | Total Pending | Mean Age | Median Age | Ages of Pending Cases (Days) | | | | | Total Disposed | Mean Age | Median Age | Ages of Cases at Disposition (Days) | | | | |
|---------------------|-----|---------------|----------|------------|------------------------------|--------|---------|---------|-------|----------------|----------|------------|-------------------------------------|----------|-----------|-----------|---------|
| | | | | | 0-60 | 61-120 | 121-180 | 181-365 | > 365 | | | | % 0-60 | % 61-120 | % 121-180 | % 181-365 | % > 365 |
| District 25 | | | | | | | | | | | | | | | | | |
| Burke | MV | 973 | 69.1 | 26.3 | 721 | 125 | 31 | 56 | 40 | 9,688 | 29.8 | 16.1 | 87.7 | 7.8 | 3.1 | 1.1 | .3 |
| | NMV | 207 | 94.8 | 22.8 | 157 | 19 | 8 | 8 | 15 | 3,013 | 34.1 | 18.2 | 86.1 | 9.5 | 2.5 | 1.2 | .7 |
| Caldwell | MV | 656 | 59.2 | 25.8 | 463 | 99 | 35 | 45 | 14 | 7,364 | 34.5 | 17.8 | 86.6 | 7.2 | 3.5 | 2.2 | .5 |
| | NMV | 413 | 103.0 | 39.1 | 252 | 41 | 42 | 41 | 37 | 3,062 | 47.8 | 20.5 | 83.8 | 9.2 | 2.0 | 2.5 | 2.5 |
| Catawba | MV | 1,185 | 70.3 | 31.5 | 783 | 212 | 94 | 63 | 33 | 13,144 | 31.3 | 19.8 | 86.8 | 7.9 | 4.4 | .9 | 0.0 |
| | NMV | 663 | 101.5 | 38.2 | 377 | 122 | 69 | 46 | 49 | 6,332 | 34.1 | 16.0 | 87.7 | 7.6 | 2.2 | 1.0 | 1.5 |
| District Totals | MV | 2,814 | 67.3 | 29.6 | 1,967 | 436 | 160 | 164 | 87 | 30,196 | 31.6 | 18.2 | 87.1 | 7.7 | 3.7 | 1.3 | .2 |
| | NMV | 1,283 | 100.9 | 32.3 | 786 | 182 | 119 | 95 | 101 | 12,407 | 37.5 | 17.6 | 86.4 | 8.5 | 2.2 | 1.4 | 1.5 |
| District 26 | | | | | | | | | | | | | | | | | |
| Mecklenburg | MV | 12,077 | 297.0 | 101.6 | 5,187 | 1,122 | 532 | 1,150 | 4,086 | 46,766 | 44.0 | 24.4 | 82.0 | 8.6 | 5.0 | 3.9 | .5 |
| | NMV | 8,614 | 602.3 | 463.8 | 1,876 | 470 | 284 | 1,192 | 4,792 | 18,501 | 33.3 | 22.8 | 85.1 | 12.3 | 1.7 | .7 | .2 |
| District 27A | | | | | | | | | | | | | | | | | |
| Gaston | MV | 1,454 | 92.1 | 31.7 | 974 | 257 | 97 | 41 | 85 | 15,595 | 46.6 | 22.8 | 80.9 | 9.3 | 6.2 | 2.1 | 1.5 |
| | NMV | 1,480 | 144.9 | 32.4 | 915 | 201 | 77 | 72 | 215 | 12,541 | 43.9 | 18.6 | 83.7 | 9.7 | 2.2 | 2.4 | 2.0 |
| District 27B | | | | | | | | | | | | | | | | | |
| Cleveland | MV | 1,159 | 66.3 | 38.9 | 762 | 230 | 97 | 47 | 23 | 10,271 | 37.9 | 22.3 | 81.1 | 11.2 | 6.1 | 1.5 | .1 |
| | NMV | 580 | 78.8 | 39.0 | 380 | 85 | 49 | 44 | 22 | 4,579 | 39.4 | 22.4 | 79.7 | 14.2 | 3.9 | 1.9 | .3 |
| Lincoln | MV | 477 | 62.7 | 26.3 | 320 | 81 | 22 | 49 | 5 | 4,448 | 31.8 | 19.4 | 86.7 | 8.1 | 3.4 | 1.7 | .1 |
| | NMV | 311 | 57.7 | 30.5 | 221 | 57 | 13 | 16 | 4 | 1,876 | 36.7 | 22.4 | 85.0 | 10.7 | 1.9 | 2.1 | .3 |
| District Totals | MV | 1,636 | 65.2 | 38.5 | 1,082 | 311 | 119 | 96 | 28 | 14,719 | 36.1 | 21.3 | 82.8 | 10.3 | 5.2 | 1.6 | .1 |
| | NMV | 891 | 71.4 | 34.0 | 601 | 142 | 62 | 60 | 26 | 6,455 | 38.6 | 22.4 | 81.2 | 13.2 | 3.3 | 2.0 | .3 |
| District 28 | | | | | | | | | | | | | | | | | |
| Buncombe | MV | 1,481 | 110.3 | 46.8 | 810 | 206 | 162 | 210 | 93 | 16,204 | 30.1 | 14.5 | 91.6 | 3.1 | 1.6 | 2.7 | 1.0 |
| | NMV | 1,218 | 111.7 | 47.1 | 635 | 135 | 162 | 223 | 63 | 10,102 | 29.1 | 16.3 | 90.9 | 5.7 | 1.2 | 1.6 | .6 |
| District 29 | | | | | | | | | | | | | | | | | |
| Henderson | MV | 1,098 | 62.4 | 40.1 | 686 | 274 | 93 | 36 | 9 | 6,780 | 46.9 | 25.0 | 78.0 | 7.8 | 10.4 | 3.5 | .3 |
| | NMV | 492 | 67.1 | 44.6 | 312 | 112 | 24 | 35 | 9 | 3,270 | 45.7 | 21.1 | 78.6 | 11.6 | 4.5 | 4.6 | .7 |
| McDowell | MV | 838 | 116.6 | 54.4 | 425 | 124 | 68 | 203 | 18 | 5,130 | 37.1 | 24.1 | 83.7 | 9.5 | 5.6 | 1.0 | .2 |
| | NMV | 393 | 181.8 | 250.3 | 122 | 33 | 25 | 191 | 22 | 1,260 | 55.5 | 21.1 | 79.8 | 8.6 | 3.3 | 5.6 | 2.7 |
| Polk | MV | 274 | 74.9 | 64.0 | 131 | 83 | 51 | 8 | 1 | 2,428 | 50.4 | 23.3 | 76.3 | 7.3 | 10.9 | 4.6 | .9 |
| | NMV | 129 | 42.9 | 38.9 | 114 | 11 | 3 | 0 | 1 | 656 | 53.2 | 22.5 | 74.6 | 10.5 | 6.3 | 7.2 | 1.4 |
| Rutherford | MV | 401 | 123.2 | 40.4 | 236 | 59 | 34 | 35 | 37 | 3,881 | 46.5 | 21.0 | 84.4 | 8.5 | 4.5 | 1.3 | 1.3 |
| | NMV | 362 | 167.8 | 46.7 | 225 | 44 | 12 | 31 | 50 | 2,265 | 42.3 | 14.2 | 88.4 | 6.0 | 1.9 | 1.2 | 2.5 |
| Transylvania | MV | 372 | 108.2 | 66.3 | 163 | 89 | 48 | 59 | 13 | 2,351 | 50.8 | 27.2 | 77.0 | 13.5 | 3.7 | 4.6 | 1.2 |
| | NMV | 176 | 126.9 | 72.7 | 74 | 40 | 15 | 36 | 11 | 873 | 57.1 | 21.8 | 75.2 | 10.9 | 4.0 | 7.9 | 2.0 |
| District Totals | MV | 2,983 | 92.7 | 50.4 | 1,641 | 629 | 294 | 341 | 78 | 20,570 | 45.2 | 23.9 | 80.3 | 9.0 | 7.3 | 2.7 | .7 |
| | NMV | 1,552 | 124.4 | 50.5 | 847 | 240 | 79 | 293 | 93 | 8,324 | 48.0 | 18.1 | 80.9 | 9.4 | 3.7 | 4.4 | 1.6 |

Ages of Motor Vehicle (MV) and Non-Motor Vehicle (N-MV) Cases in the District Courts

Ages of Cases Pending 6/30/79 and Ages of Cases Disposed During Fiscal Year 1978-79

| | | Ages of Pending Cases (Days) | | | | | | | Ages of Cases at Disposition (Days) | | | | | | | | |
|--------------------|-----|------------------------------|----------|------------|--------|--------|---------|---------|-------------------------------------|----------------|----------|------------|--------|----------|-----------|-----------|---------|
| | | Total Pending | Mean Age | Median Age | 0-60 | 61-120 | 121-180 | 181-365 | > 365 | Total Disposed | Mean Age | Median Age | % 0-60 | % 61-120 | % 121-180 | % 181-365 | % > 365 |
| <u>District 30</u> | | | | | | | | | | | | | | | | | |
| Cherokee | MV | 279 | 65.7 | 35.8 | 194 | 43 | 22 | 15 | 5 | 2,305 | 31.9 | 20.2 | 87.2 | 7.9 | 3.1 | 1.6 | .2 |
| | NMV | 137 | 123.7 | 56.6 | 76 | 25 | 9 | 19 | 8 | 631 | 44.6 | 27.4 | 77.7 | 13.2 | 5.4 | 3.5 | .2 |
| Clay | MV | 63 | 83.8 | 32.3 | 39 | 10 | 7 | 4 | 3 | 579 | 39.3 | 16.8 | 89.4 | 4.0 | 2.6 | 1.7 | 2.3 |
| | NMV | 29 | 83.7 | 45.2 | 20 | 2 | 3 | 2 | 2 | 262 | 66.1 | 5.8 | 80.9 | 5.0 | 3.5 | 1.9 | 8.7 |
| Graham | MV | 71 | 260.6 | 236.0 | 23 | 2 | 6 | 19 | 21 | 468 | 49.0 | 18.9 | 84.5 | 5.9 | 2.4 | 4.7 | 2.5 |
| | NMV | 47 | 183.0 | 53.8 | 27 | 0 | 1 | 10 | 9 | 281 | 53.1 | 13.8 | 81.5 | 9.2 | 4.6 | 0.0 | 4.7 |
| Haywood | MV | 832 | 149.4 | 70.7 | 376 | 185 | 48 | 142 | 81 | 6,115 | 34.8 | 6.4 | 78.4 | 13.4 | 6.7 | .9 | .6 |
| | NMV | 908 | 236.2 | 183.0 | 216 | 127 | 109 | 284 | 172 | 2,417 | 100.8 | 26.0 | 77.8 | 8.9 | 2.2 | 2.3 | 8.8 |
| Jackson | MV | 260 | 123.4 | 85.5 | 115 | 36 | 30 | 71 | 8 | 2,842 | 46.0 | 5.9 | 82.0 | 7.4 | 3.2 | 4.4 | 3.0 |
| | NMV | 120 | 136.7 | 73.5 | 48 | 30 | 7 | 28 | 7 | 644 | 78.5 | 19.0 | 75.3 | 7.8 | 3.2 | 6.8 | 6.9 |
| Macon | MV | 276 | 177.1 | 65.5 | 136 | 35 | 8 | 37 | 60 | 3,028 | 21.1 | 4.2 | 92.6 | 3.6 | 1.3 | 2.1 | .4 |
| | NMV | 205 | 313.8 | 220.0 | 71 | 16 | 8 | 39 | 71 | 574 | 38.5 | 19.7 | 85.6 | 9.1 | 1.1 | 2.3 | 1.9 |
| Swain | MV | 247 | 83.7 | 25.8 | 170 | 24 | 10 | 31 | 12 | 1,869 | 22.5 | 11.3 | 92.8 | 4.2 | 1.7 | 1.1 | .2 |
| | NMV | 160 | 126.9 | 54.1 | 82 | 13 | 27 | 20 | 18 | 502 | 41.6 | 11.1 | 82.4 | 7.2 | 3.4 | 6.2 | .8 |
| District Totals | MV | 2,028 | 132.2 | 56.6 | 1,053 | 335 | 131 | 319 | 190 | 17,206 | 33.1 | 8.3 | 84.8 | 8.4 | 3.9 | 1.9 | 1.0 |
| | NMV | 1,606 | 213.9 | 150.1 | 540 | 213 | 164 | 402 | 287 | 5,311 | 74.8 | 21.9 | 79.1 | 9.0 | 2.9 | 3.2 | 5.8 |
| STATE TOTALS | MV | 97,513 | 119.6 | 38.7 | 59,395 | 14,124 | 5,767 | 8,956 | 9,271 | 787,465 | 37.2 | 21.0 | 85.7 | 8.1 | 3.5 | 2.0 | .7 |
| | NMV | 56,655 | 219.3 | 65.6 | 27,333 | 6,911 | 3,848 | 7,433 | 11,130 | 347,174 | 42.0 | 19.0 | 83.9 | 9.7 | 2.7 | 2.1 | 1.6 |

RANKINGS FOR THE 33 JUDICIAL DISTRICTS BASED UPON PERCENT DISPOSITION TO TOTAL CASELOAD

July 1, 1978-June 30 1979

| Judicial Division | Judicial District | Superior Court | | | | | District Court | | | |
|----------------------|----------------------|----------------|----------|--------------|---------|------------------------|----------------|---------------|----------------------|----|
| | | Civil | Criminal | | Estates | Special Proceedings | Civil | Criminal | | |
| | | | Felonies | Misdemeanors | | | | Motor Vehicle | Non-Motor Vehicle | |
| I | 1 | 20 | 2 | 14 | 28 | 30 | 8 | 10 | 12 | |
| | 2 | 24 | 20 | 27 | 15 | 31 | 1 | 1 | 1 | |
| | 3 | 31 | 9 | 16 | 11 | 19 | 26 | 20 | 27 | |
| | 4 | 9 | 33 | 8 | 18 | 22 | 11 | 27 | 26 | |
| | 5 | 30 | 16 | 11 | 29 | 20 | 25 | 19 | 25 | |
| | 6 | 33 | 32 | 33 | 24 | 32 | 22 | 11 | 16 | |
| | 7 | 13 | 17 | 19 | 4 | 26 | 7 | 24 | 19 | |
| | 8 | 4 | 6 | 3 | 12 | 8 | 29 | 6 | 3 | |
| II | 9 | 22 | 30 | 30 | 16 | 13 | 19 | 22 | 11 | |
| | 10 | 1 | 28 | 21 | 32 | 18 | 33 | 30 | 28 | |
| | 11 | 29 | 18 | 28 | 22 | 27 | 30 | 25 | 13 | |
| | 12 | 12 | 8 | 17 | 5 | 5 | 12 | 14 | 10 | |
| | 13 | 18 | 23 | 18 | 26 | 33 | 32 | 26 | 15 | |
| | 14 | 21 | 5 | 6 | 25 | 23 | 15 | 29 | 24 | |
| | 15A | 19 | 25 | 25 | 2 | 7 | 2 | 8 | 7 | |
| | 15B | 3 | 11 | 2 | 23 | 11 | 20 | 12 | 4 | |
| | 16 | 16 | 27 | 24 | 8 | 9 | 14 | 3 | 17 | |
| | III | 17 | 15 | 12 | 26 | 6 | 21 | 4 | 17 | 14 |
| | | 18 | 28 | 19 | 1 | 21 | 3 | 6 | 32 | 30 |
| 19A | | 25 | 4 | 15 | 7 | 4 | 17 | 13 | 2 | |
| 19B | | 23 | 3 | 23 | 9 | 14 | 13 | 15 | 21 | |
| 20 | | 32 | 14 | 12 | 33 | 24 | 24 | 7 | 20 | |
| 21 | | 10 | 1 | 7 | 14 | 1 | 3 | 23 | 23 | |
| 22 | | 7 | 26 | 5 | 13 | 16 | 10 | 16 | 22 | |
| 23 | | 5 | 21 | 10 | 3 | 6 | 18 | 9 | 5 | |
| IV | | 24 | 6 | 29 | 31 | 30 | 29 | 9 | 28 | 31 |
| | 25 | 8 | 24 | 20 | 27 | 15 | 16 | 4 | 6 | |
| | 26 | 27 | 13 | 13 | 20 | 12 | 31 | 33 | 33 | |
| | 27A | 17 | 15 | 9 | 17 | 10 | 21 | 5 | 8 | |
| | 27B | 14 | 7 | 4 | 1 | 2 | 5 | 18 | 18 | |
| | 28 | 2 | 10 | 29 | 19 | 17 | 28 | 2 | 9 | |
| | 29 | 26 | 22 | 22 | 10 | 25 | 23 | 31 | 29 | |
| | 30 | 11 | 31 | 32 | 31 | 28 | 27 | 21 | 32 | |

RANKINGS FOR THE 100 COUNTIES BASED UPON PERCENT DISPOSITION TO TOTAL CASELOAD

July 1, 1978-June 30, 1979

| District | County | Superior Court | | | | District Court | | | |
|----------|-------------|----------------|----------|--------------|---------|---------------------|-------|---------------|-------------------|
| | | Civil | Criminal | | Estates | Special Proceedings | Civil | Criminal | |
| | | | Felonies | Misdemeanors | | | | Motor Vehicle | Non-Motor Vehicle |
| 1 | Camden | 79 | 18 | 36 | 1 | 17 | 8 | 27 | 5 |
| | Chowan | 63 | 16 | 3 | 74 | 96 | 27 | 15 | 25 |
| | Currituck | 75 | 1 | 41 | 42 | 67 | 66 | 26 | 35 |
| | Dare | 76 | 37 | 85 | 98 | 90 | 97 | 92 | 96 |
| | Gates | 15 | 78 | 50 | 84 | 98 | 4 | 70 | 1 |
| | Pasquotank | 11 | 5 | 17 | 25 | 23 | 7 | 6 | 14 |
| | Perquimans | 64 | 6 | 38 | 60 | 60 | 36 | 33 | 81 |
| 2 | Beaufort | 36 | 19 | 56 | 51 | 97 | 2 | 9 | 11 |
| | Hyde | 84 | 97 | 62 | 58 | 71 | 24 | 3 | 19 |
| | Martin | 26 | 89 | 79 | 33 | 37 | 10 | 5 | 12 |
| | Tyrrell | 99 | 100 | 94 | 70 | 34 | 69 | 7 | 53 |
| | Washington | 95 | 42 | 73 | 28 | 86 | 1 | 1 | 3 |
| 3 | Carteret | 92 | 81 | 92 | 31 | 85 | 91 | 97 | 93 |
| | Craven | 83 | 10 | 13 | 27 | 45 | 54 | 30 | 28 |
| | Pamlico | 44 | 4 | 53 | 72 | 69 | 43 | 2 | 2 |
| | Pitt | 57 | 40 | 48 | 48 | 24 | 81 | 52 | 72 |
| 4 | Duplin | 90 | 53 | 75 | 39 | 68 | 40 | 69 | 83 |
| | Jones | 34 | 3 | 11 | 32 | 74 | 25 | 32 | 6 |
| | Onslow | 58 | 13 | 8 | 83 | 50 | 72 | 78 | 50 |
| | Sampson | 2 | 44 | 29 | 21 | 19 | 6 | 71 | 92 |
| 5 | New Hanover | 52 | 38 | 24 | 80 | 33 | 75 | 49 | 66 |
| | Pender | 100 | 91 | 80 | 16 | 93 | 53 | 83 | 55 |
| 6 | Bertie | 98 | 98 | 88 | 68 | 84 | 77 | 22 | 80 |
| | Halifax | 94 | 94 | 95 | 79 | 92 | 79 | 62 | 56 |
| | Hertford | 78 | 54 | 90 | 50 | 83 | 74 | 84 | 49 |
| | Northampton | 85 | 85 | 98 | 57 | 64 | 31 | 12 | 4 |
| 7 | Edgecombe | 56 | 15 | 14 | 19 | 62 | 14 | 20 | 29 |
| | Nash | 62 | 25 | 40 | 35 | 77 | 51 | 64 | 45 |
| | Wilson | 19 | 87 | 87 | 3 | 39 | 28 | 87 | 78 |
| 8 | Greene | 81 | 48 | 60 | 7 | 76 | 20 | 37 | 15 |
| | Lenoir | 7 | 2 | 5 | 24 | 42 | 61 | 14 | 10 |
| | Wayne | 25 | 46 | 9 | 63 | 12 | 89 | 48 | 47 |
| 9 | Franklin | 46 | 92 | 78 | 94 | 55 | 62 | 38 | 63 |
| | Granville | 20 | 55 | 69 | 6 | 11 | 23 | 40 | 8 |
| | Person | 93 | 86 | 93 | 76 | 81 | 92 | 57 | 48 |
| | Vance | 32 | 64 | 47 | 29 | 58 | 12 | 61 | 24 |
| | Warren | 86 | 76 | 86 | 20 | 20 | 96 | 98 | 88 |
| 10 | Wake | 5 | 73 | 54 | 85 | 44 | 94 | 89 | 74 |
| 11 | Harnett | 35 | 57 | 20 | 52 | 94 | 90 | 47 | 46 |
| | Johnston | 96 | 49 | 58 | 69 | 13 | 85 | 79 | 76 |
| | Lee | 17 | 58 | 83 | 87 | 70 | 73 | 72 | 22 |
| 12 | Cumberland | 40 | 29 | 46 | 14 | 8 | 45 | 55 | 38 |
| | Hoke | 23 | 45 | 66 | 81 | 73 | 39 | 35 | 90 |
| 13 | Bladen | 61 | 71 | 84 | 47 | 47 | 67 | 75 | 37 |
| | Brunswick | 42 | 90 | 42 | 97 | 99 | 100 | 50 | 61 |
| | Columbus | 51 | 11 | 25 | 49 | 88 | 58 | 77 | 57 |
| 14 | Durham | 53 | 26 | 16 | 73 | 54 | 57 | 88 | 65 |
| 15A | Alamance | 49 | 60 | 63 | 10 | 25 | 13 | 31 | 32 |
| 15B | Chatham | 39 | 80 | 1 | 45 | 49 | 17 | 8 | 23 |
| | Orange | 8 | 28 | 30 | 78 | 22 | 84 | 73 | 26 |
| 16 | Robeson | 37 | 43 | 61 | 26 | 14 | 46 | 43 | 34 |
| | Scotland | 69 | 93 | 68 | 61 | 79 | 63 | 4 | 85 |

RANKINGS FOR THE 100 COUNTIES BASED UPON PERCENT DISPOSITION TO TOTAL CASELOAD

July 1, 1978-June 30, 1979

| District | County | Superior Court | | | | District Court | | | |
|----------|--------------|----------------|----------|--------------|---------|---------------------|-------|---------------|-------------------|
| | | Civil | Criminal | | Estates | Special Proceedings | Civil | Criminal | |
| | | | Felonies | Misdemeanors | | | | Motor Vehicle | Non-Motor Vehicle |
| 17 | Caswell | 22 | 95 | 89 | 17 | 72 | 38 | 63 | 73 |
| | Rockingham | 27 | 31 | 59 | 12 | 63 | 15 | 65 | 43 |
| | Stokes | 48 | 22 | 19 | 56 | 31 | 5 | 46 | 40 |
| | Surry | 65 | 52 | 70 | 53 | 27 | 32 | 36 | 62 |
| 18 | Guilford | 72 | 56 | 7 | 66 | 9 | 30 | 95 | 86 |
| 19A | Cabarrus | 82 | 24 | 52 | 34 | 40 | 82 | 66 | 16 |
| | Rowan | 30 | 27 | 21 | 23 | 5 | 26 | 28 | 20 |
| 19B | Montgomery | 97 | 63 | 81 | 43 | 66 | 87 | 74 | 87 |
| | Randolph | 41 | 14 | 57 | 30 | 32 | 21 | 41 | 21 |
| 20 | Anson | 88 | 8 | 45 | 95 | 75 | 19 | 10 | 17 |
| | Moore | 91 | 69 | 37 | 75 | 15 | 42 | 11 | 33 |
| | Richmond | 87 | 36 | 49 | 89 | 95 | 98 | 86 | 58 |
| | Stanly | 55 | 7 | 33 | 96 | 57 | 47 | 58 | 91 |
| | Union | 89 | 72 | 31 | 44 | 26 | 49 | 16 | 27 |
| 21 | Forsyth | 33 | 20 | 26 | 41 | 3 | 22 | 67 | 59 |
| 22 | Alexander | 9 | 61 | 2 | 36 | 53 | 50 | 13 | 18 |
| | Davidson | 50 | 75 | 6 | 46 | 65 | 48 | 53 | 70 |
| | Davie | 3 | 39 | 82 | 9 | 30 | 56 | 85 | 82 |
| | Iredell | 14 | 68 | 28 | 37 | 21 | 34 | 44 | 41 |
| 23 | Alleghany | 1 | 77 | 23 | 13 | 4 | 70 | 81 | 39 |
| | Ashe | 43 | 12 | 18 | 15 | 10 | 3 | 17 | 7 |
| | Wilkes | 24 | 32 | 34 | 22 | 16 | 83 | 39 | 52 |
| | Yadkin | 12 | 84 | 51 | 4 | 18 | 11 | 18 | 9 |
| 24 | Avery | 28 | 83 | 91 | 71 | 46 | 9 | 96 | 71 |
| | Madison | 71 | 99 | 97 | 90 | 89 | 65 | 34 | 89 |
| | Mitchell | 21 | 74 | 96 | 100 | 100 | 18 | 99 | 67 |
| | Watauga | 6 | 30 | 32 | 82 | 41 | 59 | 56 | 99 |
| | Yancey | 73 | 35 | 65 | 2 | 60 | 33 | 76 | 31 |
| 25 | Burke | 66 | 59 | 44 | 55 | 2 | 44 | 42 | 13 |
| | Caldwell | 31 | 17 | 4 | 62 | 82 | 52 | 19 | 54 |
| | Catawba | 18 | 66 | 76 | 86 | 48 | 64 | 21 | 30 |
| 26 | Mecklenburg | 70 | 41 | 43 | 65 | 35 | 88 | 100 | 100 |
| 27A | Gaston | 45 | 47 | 35 | 54 | 28 | 68 | 29 | 42 |
| 27B | Cleveland | 74 | 9 | 15 | 8 | 6 | 29 | 59 | 51 |
| | Lincoln | 4 | 67 | 10 | 11 | 1 | 16 | 51 | 68 |
| 28 | Buncombe | 10 | 34 | 72 | 64 | 43 | 80 | 24 | 44 |
| 29 | Henderson | 68 | 23 | 22 | 18 | 87 | 78 | 93 | 60 |
| | McDowell | 80 | 65 | 64 | 77 | 52 | 93 | 94 | 94 |
| | Polk | 77 | 82 | 67 | 59 | 7 | 41 | 60 | 77 |
| | Rutherford | 54 | 70 | 71 | 5 | 29 | 35 | 45 | 64 |
| | Transylvania | 67 | 33 | 39 | 88 | 80 | 76 | 91 | 79 |
| 30 | Cherokee | 13 | 88 | 99 | 93 | 51 | 99 | 68 | 84 |
| | Clay | 16 | 21 | 27 | 67 | 38 | 37 | 54 | 36 |
| | Graham | 59 | 62 | 55 | 38 | 60 | 86 | 90 | 69 |
| | Haywood | 29 | 50 | 74 | 40 | 36 | 55 | 82 | 98 |
| | Jackson | 47 | 79 | 77 | 99 | 78 | 60 | 25 | 75 |
| | Macon | 60 | 96 | 100 | 91 | 91 | 95 | 23 | 97 |
| | Swain | 38 | 51 | 12 | 92 | 56 | 71 | 80 | 95 |

END