

OHIO COURTS SUMMARY

19



79

14489

OFFICE OF THE ADMINISTRATIVE DIRECTOR

OHIO JUDICIAL STRUCTURE

SUPREME COURT

Chief Justice and 6 Justices
Court of last resort on all constitutional questions and questions of public or great general interest. Appeals from Board of Tax Appeals and Public Utilities Commission of Ohio.

COURT OF APPEALS

Eleven Districts
Three Judge Courts
General Appellate Review of judgments of Common Pleas Courts, Municipal Courts, County Courts and appeals from Board of Tax Appeals.

COMMON PLEAS COURT

Probate Division

Decedent's estates; mental illness problems.

General Division

In each of 88 counties. Trials in Civil and Criminal cases; appeals from most administrative agencies.

Domestic Relations Division

Divorce and custody of children.

Juvenile Court

Other matters concerning children.

Municipal Courts

Civil cases involving maximum amount of \$10,000; criminal cases where sentence one year or less.

County Courts

Traffic cases, minor offenses, civil cases up to \$500.

68441

Twentieth Summary Edition

1979

NCJRS

JUN 20 1980

ACQUISITIONS

Ohio Courts
Published Quarterly and Annually
Coit H. Gilbert
Administrative Director of Courts
30 East Broad Street
Columbus, Ohio 43215
(614) 466-2653

FOREWORD

The information contained in this twenty-third edition of Ohio Courts illustrates the volume of cases which the courts of Ohio adjudicate. The consistent excellence which the judges and court personnel of the courts of this state demonstrate is a tribute to their competence and dedication.

This continual hard work is sincerely appreciated.

Coit H. Gilbert

TABLE OF CONTENTS

	<u>Page No.</u>
Supreme Court of Ohio.....	3
Court of Appeals.....	9
Court of Common Pleas.....	20
General Jurisdiction.....	36
Domestic Relations Jurisdiction.....	57
Juvenile Jurisdiction.....	61
Probate Jurisdiction.....	65
Ohio Court of Claims.....	71
Ohio Municipal Courts.....	75
Ohio County Courts.....	121
Acknowledgements.....	156

SUPREME COURT OF OHIO

	<u>Page No.</u>
Description.....	5
Table I.....Merit Docket - Filed and Terminated Comparison.....	6
Table II.....Merit Docket - Type of Cases Decided.....	6
Table III.....Motion Docket - Filed and Terminated Cases.....	7
Table IV.....Disciplinary Docket - Filed and Terminated.....	7

THE SUPREME COURT OF OHIO

1980

Chief Justice Frank D. Celebrezze

Justice Thomas M. Herbert

Justice William B. Brown

Justice Paul W. Brown

Justice A. William Sweeney

Justice Ralph S. Locher

Justice Robert E. Holmes

SUPREME COURT OF OHIO

Legal Authorization: The Supreme Court is established by the Ohio Constitution as the court of last resort; Article IV, Section 1.

Organization: The Supreme Court has statewide jurisdiction and sits in Columbus.

Legal Jurisdiction: The Supreme Court has final appellate jurisdiction from all lower courts in the state. The court has original jurisdiction to issue extraordinary writs.

Judges:

- | | |
|-----------|---|
| Number | - The Supreme Court consists of a Chief Justice and six Justices. |
| Selection | - The Justices are nominated in a partisan primary but run on a separate, non-partisan judicial ballot. |
| Tenure | - A Justice of the Supreme Court must be admitted to practice as an attorney at law in Ohio and have engaged in the practice of law in Ohio or served as a judge of a court of record for a total of at least six years preceeding appointment or commencement of his term. |

Support Personnel: The Justices of the Supreme Court appoint an administrative director, a clerk, a reporter, master commissioners, a librarian and such other personnel as may be necessary to carry on the various activities of the Court.

Other: In addition to its legal jurisdiction described above, the Supreme Court exercises procedural rule-making power. Procedural Rules are promulgated by the Court and become effective unless both houses of the Legislature adopt a concurrent resolution of disapproval. The Chief Justice, in accordance with rules adopted by the Court, exercises general superintendence power over all courts of the state. The Supreme Court also governs admission to and suspension from the bar of the state.

Table I

Supreme Court of Ohio

Merit Docket - Filed and Terminated Comparison

Cases

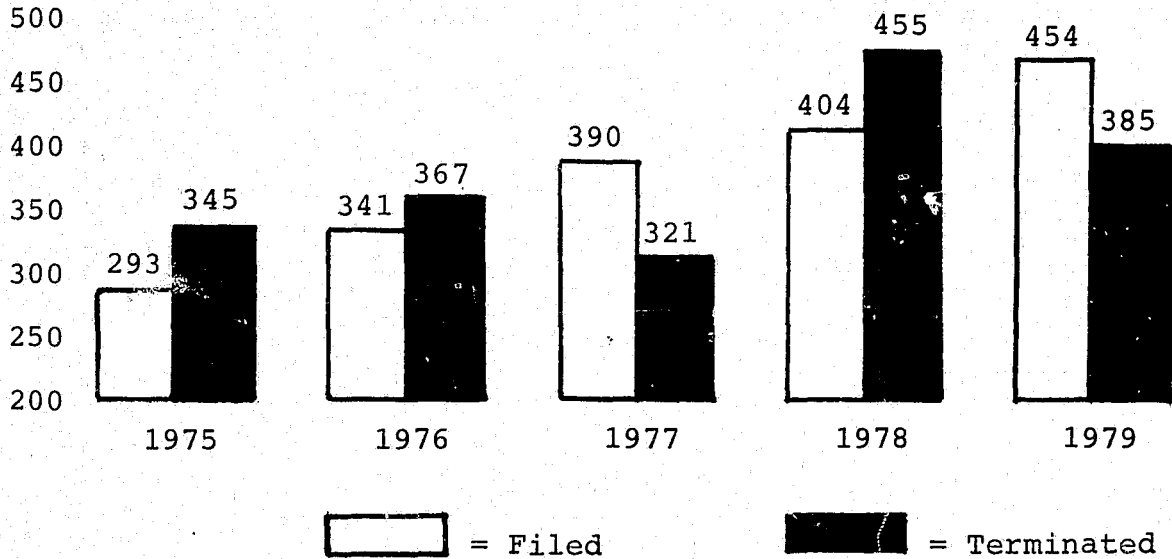


Table II

Merit Docket - Type of Cases Decided

	<u>Filed</u>	<u>Decided</u>
Pursuant to Allowance.....	146	73
Originating in Court of Appeals.....	69	62
Tax.....	36	30
P.U.C.O.....	24	24
Conflict.....	14	19
Capital Punishment.....	0	0
Habeas Corpus.....	25	34
Other Original Actions.....	139	142
Power Siting Comm.....	1	1
Total.....	454	385

Table III
Supreme Court of Ohio

Motion Docket - Filed and Terminated Comparison

A. Motion To Certify

	<u>Filed</u>	<u>Overruled</u>	<u>Allowed</u>	<u>Terminated</u>
1975	634	538	74	612
1976	653	570	55	625
1977	701	656	72	728
1978	718	665	61	726
1979	803	683	112	795

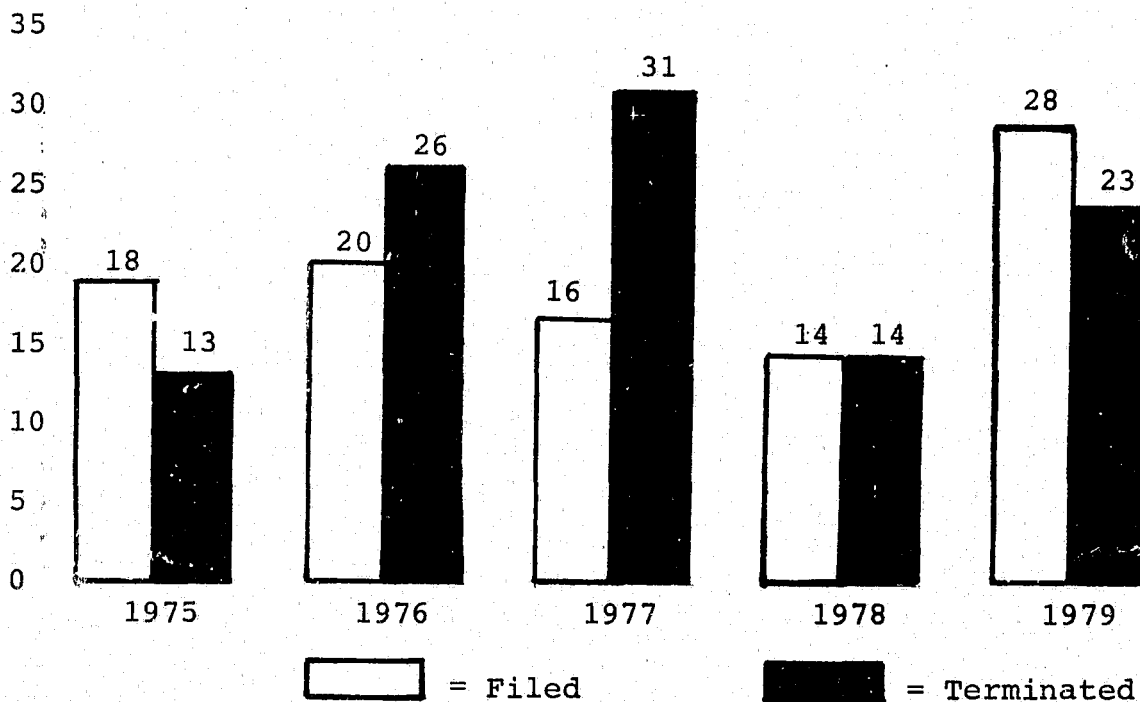
B. Motion for Leave to Appeal

	<u>Filed</u>	<u>Overruled</u>	<u>Allowed</u>	<u>Terminated</u>
1975	378	325	15	340
1976	465	411	20	431
1977	520	487	39	526
1978	548	565	30	595
1979	582	537	34	571

Table IV

Disciplinary Docket - Filed and Terminated

Cases



COURT OF APPEALS

	<u>Page No.</u>
District Map.....	10
Description.....	11
Table V.....Statewide Filed and Terminated.....	12
Table VI.....Overall Caseload.....	13
Table VII.....Criminal Appeals.....	14
Table VIII..... Civil Appeals.....	16
Table IX.....Miscellaneous Cases.....	18

COURT OF APPEALS

Legal Authorization: The Ohio Courts of Appeals are established by the State Constitution, Article IV, Section 1.

Organization: The state is divided into 11 appellate districts. The eighth district serves Cuyahoga County and the tenth district serves Franklin County; the remainder of the districts serve 4 to 16 counties. Sessions of the Courts of Appeals are held in each county in a district.

Legal Jurisdiction: The Courts of Appeals function as intermediate appellate courts which hear appeals from the Common Pleas, County and Municipal Courts.

Judges:

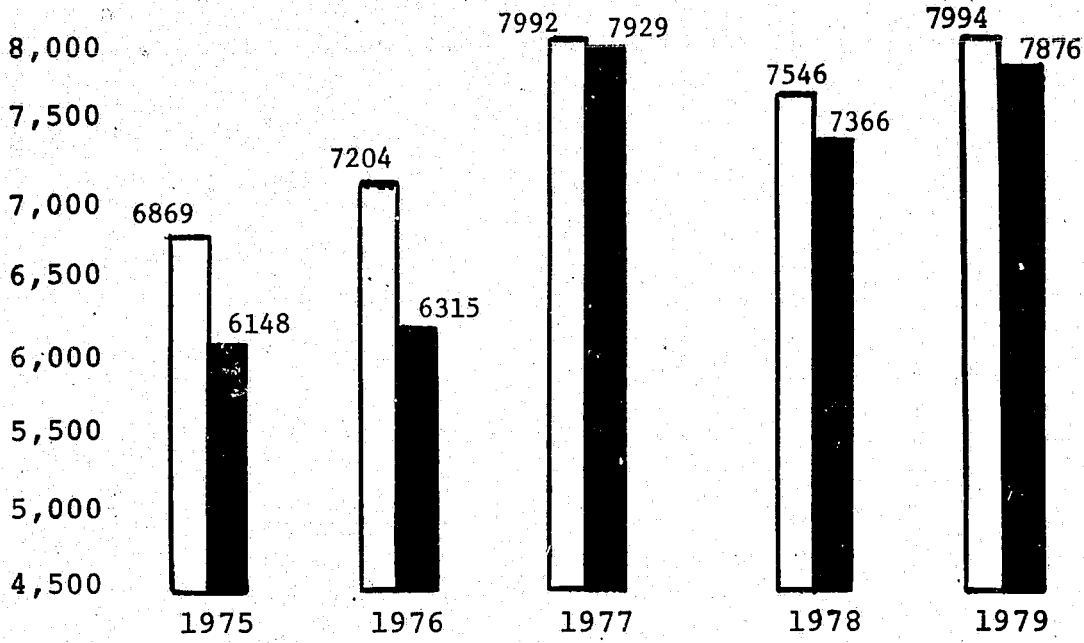
- | | |
|----------------|---|
| Number | - As of December 31, 1979 there were 44 Judges in the Courts of Appeals. Each district elects three judges except the eighth district, (Cuyahoga County) which has nine judges, the tenth district (Franklin County) which has five judges, and the first district which has six. |
| Selection | - All judges are nominated in partisan primaries but run on a separate, non-partisan judicial ballot. |
| Tenure | - Court of Appeals Judges serve six year terms. |
| Qualifications | - A judge of the Court of Appeals must be admitted to practice as an attorney at law in Ohio and have engaged in the practice of law in Ohio or served as a judge of a court of record for a total of at least six years preceeding appointment or commencement of his term. |

Support Personnel: The Common Pleas Court Clerk is also clerk of the Court of Appeals for that county. The courts may employ such other persons as may be necessary to facilitate their function.

Table V

COURT OF APPEALS

Statewide Filed and Terminated



□ = Filed

■ = Terminated

Table VI
COURT OF APPEALS
OVERALL CASELOAD
1979

	PENDING BEGINNING OF PERIOD	FILED	TERMINATED	PENDING END OF PERIOD	TERMINATED BY		
					FULL OPINION	DECISION/ PER CURIAM	DISMISSAL
FIRST DISTRICT	820	1,282	1,168	934	49	674	445
SECOND DISTRICT	427	766	743	450	402	69	272
THIRD DISTRICT	137	369	351	155	215	129	7
FOURTH DISTRICT	334	374	326	382	205	5	116
FIFTH DISTRICT	251	730	667	314	343	56	268
SIXTH DISTRICT	327	593	576	344	109	312	155
SEVENTH DISTRICT	176	225	188	215	117	27	44
EIGHTH DISTRICT	1,468	1,480	1,732	1,216	1,274	0	458
NINTH DISTRICT	199	691	637	253	382	64	191
TENTH DISTRICT	347	973	975	345	626	189	160
ELEVENTH DISTRICT	303	511	513	301	288	1	224
STATEWIDE TOTALS	4,789	7,994	7,876	4,909	4,010	1,526	2,340

Table VII
 COURT OF APPEALS
 CRIMINAL APPEALS
 DOCKET ACTIVITY WITH TRIAL COURT COMPARISONS
 1979

	TOTAL TRIAL COURT TERMINATIONS	PENDING BEGINNING OF PERIOD	FILED	TERMINATED	PENDING END OF PERIOD	----- FULL OPINION	TERMINATED BY DECISION/ PER CURIAM	----- DISMISSAL
FIRST DISTRICT								
COMMON PLEAS	4,577	282	493	407	368	11	280	116
MUNICIPAL/COUNTY	191,966	92	160	159	93	8	96	55
TOTAL	196,543	374	653	566	461	19	376	171
SECOND DISTRICT								
COMMON PLEAS	3,189	133	202	192	143	126	16	50
MUNICIPAL/COUNTY	186,226	37	67	61	43	30	6	25
TOTAL	189,415	170	269	253	186	156	22	75
THIRD DISTRICT								
COMMON PLEAS	1,613	45	101	106	40	73	33	0
MUNICIPAL/COUNTY	106,370	9	39	29	19	18	10	1
TOTAL	107,983	54	140	135	59	91	43	1
FOURTH DISTRICT								
COMMON PLEAS	1,893	73	86	61	98	43	2	16
MUNICIPAL/COUNTY	76,439	37	31	37	31	21	0	16
TOTAL	78,332	110	117	98	129	64	2	32
FIFTH DISTRICT								
COMMON PLEAS	2,398	52	172	151	73	102	9	40
MUNICIPAL/COUNTY	148,916	11	83	67	27	31	13	23
TOTAL	151,314	63	255	218	100	133	22	63
SIXTH DISTRICT								
COMMON PLEAS	2,828	101	138	154	85	24	98	32
MUNICIPAL/COUNTY	161,873	19	63	54	28	8	37	9
TOTAL	164,701	120	201	208	113	32	135	41
SEVENTH DISTRICT								
COMMON PLEAS	1,277	33	62	30	68	22	2	6
MUNICIPAL/COUNTY	74,336	24	27	22	23	14	7	1
TOTAL	75,613	57	89	52	91	36	9	7
EIGHTH DISTRICT								
COMMON PLEAS	9,126	486	465	515	436	426	0	89
MUNICIPAL/COUNTY	227,573	103	74	134	43	102	0	32
TOTAL	236,699	589	539	649	479	528	0	121

14

Table VII, cont'd
 COURT OF APPEALS
 CRIMINAL APPEALS
 DCKET ACTIVITY WITH TRIAL COURT COMPARISONS
 1979

	TOTAL TRIAL COURT TERMINATIONS	PENDING BEGINNING OF PERIOD	FILED	TERMINATED	PENDING END OF PERIOD	----- FULL OPINION	TERMINATED BY DECISION/ PER CURIAM	----- DISMISSAL
NINTH DISTRICT								
COMMON PLEAS	2,509	55	183	166	69	112	10	44
MUNICIPAL/COUNTY	146,830	25	71	70	26	36	11	23
TOTAL	149,339	80	254	236	95	148	21	67
TENTH DISTRICT								
COMMON PLEAS	3,173	53	162	144	71	114	13	17
MUNICIPAL/COUNTY	209,280	41	62	78	25	52	11	15
TOTAL	212,453	94	224	222	96	166	24	32
ELEVENTH DISTRICT								
COMMON PLEAS	1,126	54	79	81	52	49	0	32
MUNICIPAL/COUNTY	118,192	35	61	58	38	33	0	25
TOTAL	119,318	89	140	139	90	82	0	57
STATEWIDE TOTALS								
COMMON PLEAS	33,709	1,367	2,143	2,007	1,503	1,102	463	442
MUNICIPAL/COUNTY	1,648,001	433	738	769	396	353	191	225
TOTAL	1,681,710	1,800	2,881	2,776	1,899	1,455	654	667

Table VIII
COURT OF APPEALS
CIVIL APPEALS
DOCKET ACTIVITY WITH TRIAL COURT COMPARISONS
1979

	TOTAL TRIAL COURT TERMINATIONS	PENDING BEGINNING OF PERIOD	FILED	TERMINATED	PENDING END OF PERIOD	----- FULL OPINION	TERMINATED BY DECISION/ PER CURIAM	----- DISMISSAL
FIRST DISTRICT								
COMMON PLEAS	59,209	293	412	402	303	23	214	165
MUNICIPAL/COUNTY	54,855	75	73	89	59	0	39	50
TOTAL	114,064	368	485	491	362	23	253	215
SECOND DISTRICT								
COMMON PLEAS	47,798	213	387	380	220	215	34	131
MUNICIPAL/COUNTY	32,690	27	80	75	32	28	6	41
TOTAL	80,488	240	467	455	252	243	40	172
THIRD DISTRICT								
COMMON PLEAS	27,725	74	173	168	79	104	60	4
MUNICIPAL/COUNTY	18,019	3	19	16	6	9	7	0
TOTAL	45,744	77	192	184	85	113	67	4
FOURTH DISTRICT								
COMMON PLEAS	24,666	186	205	173	218	116	2	55
MUNICIPAL/COUNTY	10,438	23	27	24	26	16	0	8
TOTAL	35,104	209	232	197	244	132	2	63
FIFTH DISTRICT								
COMMON PLEAS	42,715	164	390	363	191	179	30	154
MUNICIPAL/COUNTY	30,199	22	66	67	21	30	4	33
TOTAL	72,905	186	456	430	212	209	34	187
SIXTH DISTRICT								
COMMON PLEAS	41,193	173	291	275	189	71	129	75
MUNICIPAL/COUNTY	40,191	27	66	63	30	4	40	19
TOTAL	81,384	200	357	338	219	75	169	94
SEVENTH DISTRICT								
COMMON PLEAS	22,088	112	109	116	107	74	12	30
MUNICIPAL/COUNTY	20,889	4	16	11	12	4	2	5
TOTAL	42,977	116	125	127	119	78	14	35
EIGHTH DISTRICT								
COMMON PLEAS	63,656	742	700	824	618	559	0	265
MUNICIPAL/COUNTY	74,535	129	154	184	99	113	0	71
TOTAL	138,191	871	854	1,008	717	672	0	336

Table VIII, cont'd
 COURT OF APPEALS
 CIVIL APPEALS
 DOCKET ACTIVITY WITH TRIAL COURT COMPARISONS
 1979

	TOTAL TRIAL COURT TERMINATIONS	PENDING BEGINNING OF PERIOD	FILED	TERMINATED	PENDING END OF PERIOD	----- FULL OPINION	TERMINATED BY DECISION/ PER CURIAM	----- DISMISSAL
NINTH DISTRICT								
COMMON PLEAS	40,380	108	329	313	126	199	38	76
MUNICIPAL/COUNTY	31,446	8	70	54	24	27	4	23
TOTAL	71,826	116	399	367	150	226	42	99
TENTH DISTRICT								
COMMON PLEAS	39,528	149	414	408	155	277	58	73
MUNICIPAL/COUNTY	32,462	38	99	98	39	65	19	14
TOTAL	71,990	187	513	506	194	342	77	87
ELEVENTH DISTRICT								
COMMON PLEAS	33,219	158	278	268	168	155	1	112
MUNICIPAL/COUNTY	21,703	48	65	81	32	42	0	39
TOTAL	54,922	206	343	349	200	197	1	151
STATEWIDE TOTALS								
COMMON PLEAS	442,177	2,372	3,688	3,690	2,374	1,972	578	1,140
MUNICIPAL/COUNTY	367,418	404	735	762	380	338	121	303
TOTAL	809,595	2,776	4,423	4,452	2,754	2,310	699	1,443

Table IX
 COURT OF APPEALS
 MISCELLANEOUS CASES
 (INCLUDES HABEAS CORPUS, ORIGINAL ACTIONS, ADMINISTRATIVE APPEALS AND APPEALS FROM THE COURT OF CLAIMS)
 1979

	PENDING BEGINNING OF PERIOD	FILED	TERMINATED	PENDING END OF PERIOD	----- FULL OPINION	TERMINATED BY DECISION/ PER CURIAM	----- DISMISSAL
FIRST DISTRICT	78	144	111	111	7	45	59
SECOND DISTRICT	17	30	35	12	3	7	25
THIRD DISTRICT	6	37	32	11	11	19	2
FOURTH DISTRICT	15	25	31	9	9	1	21
FIFTH DISTRICT	2	19	19	2	1	0	18
SIXTH DISTRICT	7	35	30	12	2	8	20
SEVENTH DISTRICT	3	11	9	5	3	4	2
EIGHTH DISTRICT	8	87	75	20	74	0	1
NINTH DISTRICT	3	38	34	8	8	1	25
TENTH DISTRICT	66	236	247	55	118	88	41
ELEVENTH DISTRICT	8	28	25	11	9	0	16
STATEWIDE TOTALS	213	690	648	256	245	173	230

COURT OF COMMON PLEAS

Page No.

General Information

Description.....21
Table X.....Jurisdictional Arrangements.....22
Table XI.....Demographic Comparisons.....23
Table XII.....Three Year Filing and
Termination Comparisons.....26

General Jurisdiction

Table XIII.....General Jurisdiction Report.....37
Table XIV.....Criminal Cases -
Arraigned and Terminated Comparisons
(Statewide).....38
Table XV.....Criminal Arraignments and Terminations.....39
Table XVI.....Criminal Arraignments per Month
(Statewide).....42
Table XVII.....Felony Case Activity Comparison.....43
Table XVIII.....Personal Injury Cases Filed and
Terminated Comparisons (Statewide).....46
Table XIX.....Personal Injury Filings and Terminations.....47
Table XX.....Personal Injury Filings per Month.....50
Table XXI.....Other Civil Cases.....51

Workmens' Compensation, Appropriations, All Other
Filed, Terminated and Pending.....54
Table XXII.....Continuances Requested and Granted.....55

Domestic Relations Jurisdiction

Table XXIII.....Domestic Relations -
Filed and Terminated Comparisons
(Statewide).....57
Table XXIV.....Domestic Relations Jurisdiction
(County by County).....58
Table XXV.....Domestic Relations Filings per Month
(Statewide).....60

Juvenile Jurisdiction

Table XXVI.....Juvenile Cases Filed and Terminated
Comparisons (Statewide).....61
Table XXVII.....Juvenile Division (County by County).....62
Table XXVIII.....Juvenile Filings per Month (Statewide).....64

Probate Jurisdiction

Table XXIX.....Probate Cases -
Filed and Terminated Comparisons
(Statewide).....65
Table XXX.....Probate Division
(County by County).....66
Table XXXI.....Miscellaneous Probate Activities.....68

COURTS OF COMMON PLEAS

Legal Authorization: Courts of Common Pleas are established by the State Constitution, Article IV, Section 1 and by Ohio Revised Code Section 2157.07 in the case of Juvenile Court Divisions.

Organization: There is a Common Pleas Court in each of the counties of the state. The activities of the Common Pleas Court are functionally divided into four areas: General, Domestic, Probate and Juvenile. Judges of the Common Pleas Court may exercise jurisdiction in more than one of these functional areas. In three counties there are four separate divisions, each exercising jurisdiction in one of the functional areas. Eleven counties use a three-division plan in which one division exercises only General Jurisdiction, one division exercises Domestic Relations and Juvenile Jurisdiction and one exercises Probate Jurisdiction. Sixty-seven counties use a two division plan with one division exercising Probate and Juvenile Jurisdiction and the other exercising General and Domestic Relations Jurisdiction. Seven counties have only one division where a single judge has jurisdiction over all four functional areas. Judges who normally sit in one division may be temporarily assigned to another by the county presiding judge if assignment is in the same county, or by the Chief Justice of the Supreme Court if the assignment is in another county.

Legal Jurisdiction: The Courts of Common Pleas have exclusive original criminal jurisdiction of felonies and most serious criminal offenses. These courts have original jurisdiction in all civil cases where the amount in controversy is greater than \$500. Juvenile divisions of the Common Pleas Courts have exclusive original jurisdiction over any child under 18 including juvenile delinquency and dependency and neglect. Appeals are to the Courts of Appeals on the record.

Judges:

- | | |
|----------------|--|
| Number | - As of December 31, 1979 there are 321 judges of the Common Pleas Courts. |
| Selection | - Judges are nominated by partisan primary and run on a separate non-partisan judicial ballot. |
| Tenure | - Common Pleas Court judges are elected for six years. |
| Qualifications | - A judge of the Common Pleas Court must be admitted to practice law in Ohio and have engaged in the practice of law in Ohio for a total of at least six years preceeding appointment or commencement of his term. |

Other Judicial Personnel: Some Common Pleas Courts have referees or commissioners who hear domestic relations and juvenile cases.

Support Personnel: A clerk of the court is elected in each county. An administrative assistant may be appointed in counties having population in excess of 300,000. The courts may employ such other persons as may be necessary to facilitate its function.

TABLE X

JURISDICTIONAL ARRANGEMENTS

	<u>NUMBER OF COUNTIES</u>	<u>NUMBER OF JUDGES</u>	<u>POPULATION*</u>
A. General Division Only	14	101	6,919,398
B. Domestic Relations Only	5	9	3,630,720
C. Probate Only	14	15	6,919,398
D. Juvenile Only	5	10	3,630,620
E. General and Domestic Relations	67	95	3,608,080
F. Domestic Relations and Juvenile	9	17	3,288,878
G. Juvenile and Probate	67	67	3,608,080
H. General, Domestic Relations, Probate and Juvenile	7	7	129,005

* Population figures are based upon the 1970 Census.

Table XI
COURTS OF COMMON PLEAS DEMOGRAPHIC COMPARISONS
1976

COUNTY	GENERAL					DOMESTIC					JUVENILE				
	NO. JGGS	TOTAL FILED	FILED/ JUDGE	POP/ JUDGE	FILED/ 1000 POP	NO. JGGS	TOTAL FILED	FILED/ JUDGE	POP/ JUDGE	FILED/ 1000 POP	NO. JGGS	TOTAL FILED	FILED/ JUDGE	POP/ JUDGE	FILED/ 1000 POP
CUYAHOGA	31	24,103	777.5	55,526	14.0	4	11,927	2,981.7	430,325	6.9	5	22,095	4,419.0	344,260	12.8
HAMILTON	12	7,878	656.5	76,934	8.5	1	5,898	5,898.0	923,205	6.4	2	20,994	10,497.0	461,603	22.7
FRANKLIN	12	9,920	826.6	69,437	11.9	4	7,128	1,782.0	208,312	8.6	4	21,458	5,364.5	208,312	25.8
MONTGOMERY	9	5,363	595.8	67,601	8.8	3	5,140	1,713.3	202,804	8.4	3	10,871	3,623.6	202,804	17.9
SUMMIT	7	5,060	722.8	79,053	9.1	2	4,914	2,457.0	276,686	8.9	2	11,547	5,773.5	276,686	20.9
LUCAS	7	4,951	707.2	69,196	10.2	2	3,836	1,918.0	242,185	7.9	1	14,883	14,883.0	484,370	30.7
STARK	4	2,412	603.0	93,052	6.5	2	2,675	1,337.5	186,105	7.2	2	4,040	2,020.0	186,105	10.9
MAHONING	4	3,300	825.0	76,136	10.8	1	1,738	1,738.0	304,545	5.7	1	3,802	3,802.0	304,545	12.5
LOPAIN	3	2,249	749.6	85,614	8.8	1	2,332	2,332.0	256,843	9.1	1	4,634	4,634.0	256,843	18.0
TRUMBULL	3	1,626	545.3	77,526	7.0	2	2,182	1,091.0	116,290	9.4	2	4,167	2,083.5	116,290	17.9
RUTLER	3	2,078	692.6	75,402	9.2	1	2,600	2,600.0	226,207	11.5	1	4,758	4,758.0	226,207	21.0
LAKE	3	1,658	552.6	65,733	8.4	1	1,625	1,625.0	197,200	8.2	1	6,164	6,164.0	197,200	31.3
CLARK	3	1,082	360.6	52,372	6.9	3	1,271	423.6	52,372	8.1	1	3,619	3,619.0	157,115	23.0
RICHLAND	2	1,066	533.0	64,999	8.2	1	1,537	1,537.0	129,997	11.8	1	2,402	2,402.0	129,997	18.5
PORTAGE	2	1,343	671.5	62,934	10.7	2	1,082	541.0	62,934	8.6	1	2,174	2,174.0	125,868	17.3
GREENE	3	1,083	361.0	41,686	8.7	3	990	330.0	41,686	7.9	1	3,004	3,004.0	125,057	24.0
ALLEN	2	761	380.5	55,572	6.8	2	955	467.5	55,572	8.4	1	2,300	2,300.0	111,144	20.7
COLUMBIANA	2	946	473.0	54,155	8.7	2	945	472.5	54,155	8.7	1	1,672	1,672.0	108,310	15.4
LICKING	2	711	355.5	53,900	6.6	2	1,174	587.0	53,900	10.9	1	2,016	2,016.0	107,799	18.7
ASHTABULA	3	746	248.6	32,746	7.6	3	1,229	409.6	32,746	12.5	1	2,414	2,414.0	98,237	24.6
JEFFERSON	2	758	399.0	48,097	8.3	2	702	351.0	48,097	7.3	1	737	737.0	96,193	7.7
CLERMONT	2	1,078	539.0	47,944	11.2	2	1,302	651.0	47,944	13.6	1	2,799	2,799.0	95,887	29.2
WOOD	2	617	308.5	44,861	6.9	2	729	364.5	44,861	8.1	1	1,782	1,782.0	89,722	19.9
WAYNE	2	533	266.5	43,562	6.1	2	740	370.0	43,562	8.5	1	1,437	1,437.0	87,123	16.5
WARREN	2	843	421.5	42,753	9.9	2	1,046	523.0	42,753	12.2	1	2,264	2,264.0	85,505	26.5
MIAMI	2	598	299.0	42,171	7.1	2	743	371.5	42,171	8.8	1	2,883	2,883.0	84,342	34.2
MEDINA	2	766	383.0	41,359	9.3	2	759	379.5	41,359	9.2	1	2,381	2,381.0	82,717	28.8
BELMONT	2	572	286.0	40,459	7.1	2	589	294.5	40,459	7.3	1	851	851.0	80,917	10.5
MUSKINGUM	2	599	299.5	38,913	7.7	2	706	353.0	38,913	9.1	1	2,002	2,002.0	77,826	25.7
TUSCARAWAS	2	571	285.5	38,606	7.4	2	607	303.5	38,606	7.9	1	1,100	1,100.0	77,211	14.2
SCIOTO	2	874	437.0	38,476	11.4	2	722	361.0	38,476	9.4	1	1,356	1,356.0	76,951	17.6
ERIE	1	661	661.0	75,909	8.7	1	634	634.0	75,909	8.4	1	2,150	2,150.0	75,909	28.3
FAIRFIELD	2	675	337.5	36,651	9.2	2	825	412.5	36,651	11.3	1	1,555	1,555.0	73,301	21.2
MARION	2	459	249.5	32,362	7.7	2	793	396.5	32,362	12.3	1	1,994	1,994.0	64,724	30.8
CEAUGA	2	529	264.5	31,489	8.4	2	509	254.5	31,489	8.1	1	1,344	1,344.0	62,977	21.3
HANCOCK	2	576	288.0	30,609	9.4	2	572	286.0	30,609	9.3	1	1,456	1,456.0	61,217	23.8
ROSS	2	789	394.5	30,606	12.9	2	771	385.5	30,606	12.6	1	1,582	1,582.0	61,211	25.8
SANDUSKY	2	396	198.0	30,492	6.5	2	603	301.5	30,492	9.9	1	1,292	1,292.0	60,983	21.2
SENECA	1	294	294.0	60,696	4.8	1	437	437.0	60,696	7.2	1	1,126	1,126.0	60,696	18.6
WASHINGTON	1	404	404.0	57,160	7.1	1	378	378.0	57,160	6.6	1	725	725.0	57,160	12.7

Table XI, cont'd
 COURTS OF COMMON PLEAS DEMOGRAPHIC COMPARISONS
 1979

COUNTY	-----GENERAL-----					-----DOMESTIC-----					-----JUVENILE-----				
	NO. JDGS	TOTAL FILED	FILED/ JUDGE	POP/ JUDGE	FILED/ 1000 POP	NO. JDGS	TOTAL FILED	FILED/ JUDGE	POP/ JUDGE	FILED/ 1000 POP	NO. JDGS	TOTAL FILED	FILED/ JUDGE	POP/ JUDGE	FILED/ 1000 POP
LAWRENCE	2	751	375.5	28,434	13.2	2	882	441.0	28,434	15.5	1	963	963.0	56,868	16.9
ATHENS	1	392	392.0	55,747	7.0	1	380	380.0	55,747	6.8	1	670	670.0	55,747	12.0
CRAWFORD	1	422	422.0	50,364	8.4	1	395	395.0	50,364	7.8	1	730	730.0	50,364	14.5
HURON	1	419	419.0	49,587	8.4	1	486	486.0	49,587	9.8	1	1,139	1,139.0	49,587	23.0
DARKE	1	468	468.0	49,141	9.5	1	294	294.0	49,141	6.0	1	377	377.0	49,141	7.7
ASHLAND	1	335	335.0	43,303	7.7	1	411	411.0	43,303	9.5	1	697	697.0	43,303	16.1
DEL AWARE	1	408	408.0	42,908	9.5	1	398	398.0	42,908	9.3	1	1,400	1,400.0	42,908	32.6
KNOX	1	341	341.0	41,795	8.2	1	326	326.0	41,795	7.8	1	701	701.0	41,795	16.8
PICKAWAY	1	474	474.0	40,071	11.8	1	406	406.0	40,071	10.1	1	969	969.0	40,071	24.2
AUGLAIZE	1	204	204.0	38,602	5.3	1	271	271.0	38,602	7.0	1	710	710.0	38,602	18.4
SHELBY	1	260	260.0	37,748	6.9	1	488	488.0	37,748	12.9	1	1,049	1,049.0	37,748	27.8
GUERNSEY	1	316	316.0	37,665	8.4	1	294	294.0	37,665	7.8	1	867	867.0	37,665	23.0
OTTAWA	1	228	228.0	37,099	6.1	1	219	219.0	37,099	5.9	1	735	735.0	37,099	19.8
DEFIANCE	1	257	257.0	36,949	7.0	1	340	340.0	36,949	9.2	1	922	922.0	36,949	25.0
MERCER	1	130	130.0	35,558	3.7	1	242	242.0	35,558	6.8	1	534	534.0	35,558	15.0
LOGAN	1	231	231.0	35,072	6.6	1	331	331.0	35,072	9.4	1	831	831.0	35,072	23.7
PREBLE	1	252	252.0	34,719	7.3	1	266	266.0	34,719	7.7	1	720	720.0	34,719	20.7
WILLIAMS	1	270	270.0	33,669	8.0	1	361	361.0	33,669	10.7	1	746	746.0	33,669	22.2
COSHOCTON	1	216	216.0	33,486	6.5	1	342	342.0	33,486	10.2	1	322	322.0	33,486	9.6
FULTON	1	379	379.0	33,071	11.5	1	225	225.0	33,071	6.8	1	665	665.0	33,071	20.1
CLINTON	1	160	160.0	31,464	5.1	1	355	355.0	31,464	11.3	1	998	998.0	31,464	31.7
PUTNAM	1	240	240.0	31,134	7.7	1	192	192.0	31,134	6.2	1	407	407.0	31,134	13.1
HARDIN	1	138	138.0	30,813	4.5	1	235	235.0	30,813	7.6	1	406	406.0	30,813	13.2
CHAMPAIGN	1	219	219.0	30,491	7.2	1	290	290.0	30,491	9.5	1	774	774.0	30,491	25.4
VAN WERT	1	159	159.0	29,194	5.4	1	220	220.0	29,194	7.5	1	516	516.0	29,194	17.7
HIGHLAND	1	300	300.0	28,996	10.3	1	236	236.0	28,996	8.1	1	587	587.0	28,996	20.2
MADISON	1	322	322.0	28,318	11.4	1	255	255.0	28,318	9.0	1	644	644.0	28,318	22.7
PERRY	1	230	230.0	27,434	8.4	1	220	220.0	27,434	8.0	1	446	446.0	27,434	16.3
JACKSON	1	206	206.0	27,174	7.6	1	255	255.0	27,174	9.4	1	541	541.0	27,174	19.9
HENRY	1	173	173.0	27,058	6.4	1	191	191.0	27,058	7.1	1	527	527.0	27,058	19.5
BROWN	1	361	361.0	26,635	13.6	1	305	305.0	26,635	11.5	1	468	468.0	26,635	17.6
FAYETTE	1	185	185.0	25,461	7.3	1	207	207.0	25,461	8.1	1	464	464.0	25,461	18.2
GALLIA	1	156	156.0	25,239	6.2	1	242	242.0	25,239	9.6	1	441	441.0	25,239	17.5
UNION	1	250	250.0	23,786	10.5	1	236	236.0	23,786	9.9	1	643	643.0	23,786	27.0
HOLMES	1	175	175.0	23,024	7.6	1	141	141.0	23,024	6.1	1	279	279.0	23,024	12.1
WYANDOT	1	106	106.0	21,826	4.9	1	178	178.0	21,826	8.2	1	419	419.0	21,826	19.2
CARROLL	1	225	225.0	21,579	10.4	1	200	200.0	21,579	9.3	1	384	384.0	21,579	17.8
MORROW	1	276	276.0	21,348	12.9	1	197	197.0	21,348	9.2	1	461	461.0	21,348	21.6
HOCKING	1	251	251.0	20,322	12.4	1	237	237.0	20,322	11.7	1	743	743.0	20,322	36.6
MEIGS	1	144	144.0	19,799	7.3	1	246	246.0	19,799	12.4	1	473	473.0	19,799	23.9

Table XI, cont'd
 COURTS OF COMMON PLEAS DEMOGRAPHIC COMPARISONS
 1979

COUNTY	GENERAL					DOMESTIC					JUVENILE				
	NO. JDGS	TOTAL FILED	FILED/JUDGE	POP/JUDGE	FILED/1000 POP	NO. JDGS	TOTAL FILED	FILED/JUDGE	PJP/JUDGE	FILED/1000 PCP	NO. JDGS	TOTAL FILED	FILED/JUDGE	POP/JUDGE	FILED/1000 POP
PAULDING	1	254	254.0	19,329	13.1	1	131	131.0	19,329	6.8	1	314	314.0	19,329	16.2
PIKE	1	153	153.0	19,114	8.0	1	155	155.0	19,114	8.1	1	382	382.0	19,114	20.0
ADAMS	1	228	228.0	18,957	12.0	1	194	194.0	18,957	10.2	1	300	300.0	18,957	15.8
HARRISON	1	149	149.0	17,013	8.8	1	114	114.0	17,013	6.7	1	169	169.0	17,013	9.9
MONROE	1	103	103.0	15,739	6.5	1	135	135.0	15,739	8.6	1	132	132.0	15,739	8.4
MORGAN	1	141	141.0	12,375	11.4	1	79	79.0	12,375	6.4	1	154	154.0	12,375	12.4
NOBLE	1	118	118.0	10,428	11.3	1	47	47.0	10,428	4.5	1	124	124.0	10,428	11.9
VINTON	1	101	101.0	9,420	10.7	1	83	83.0	9,420	8.8	1	212	212.0	9,420	22.5
STATE RECAP	203	103,254	508.8	52,494	9.7	128	88,258	689.5	83,253	8.3	101	209,985	2,079.0	105,505	19.7

Table XII
OHIO COMMON PLEAS COURTS
YEAR-BY-YEAR COMPARISONS OF FILINGS AND TERMINATIONS
FOR THE GENERAL, DOMESTIC RELATIONS, PROBATE, AND JUVENILE JURISDICTIONS

COUNTY	YEAR	*****GENERAL*****		**DOMESTIC RELATIONS*		*****PROBATE*****		*****JUVENILE*****	
		FILINGS	TERMINAT.	FILINGS	TERMINAT.	FILINGS	TERMINAT.	FILINGS	TERMINAT.
CUYAHOGA	1977	23,069	24,136	10,190	9,995	15,787	16,283	25,968	26,087
	1978	24,335	23,830	11,197	10,935	15,815	15,695	26,504	24,218
	1979	<u>24,103</u>	<u>26,073</u>	<u>11,927</u>	<u>11,046</u>	<u>15,815</u>	<u>16,796</u>	<u>22,095</u>	<u>22,736</u>
	*** COUNTY TOTAL	71,507	74,039	33,314	31,976	47,417	48,774	74,567	73,041
HAMILTON	1977	7,234	7,105	5,861	5,884	7,240	6,825	19,522	18,925
	1978	7,262	7,105	6,224	6,281	7,063	6,431	20,591	20,181
	1979	<u>7,878</u>	<u>7,856</u>	<u>5,898</u>	<u>5,952</u>	<u>6,909</u>	<u>6,584</u>	<u>20,994</u>	<u>21,220</u>
	*** COUNTY TOTAL	22,374	22,066	17,983	18,117	21,212	19,840	61,107	60,326
FRANKLIN	1977	9,842	9,372	7,691	7,758	6,558	6,189	21,589	21,433
	1978	9,052	9,255	7,628	7,315	6,482	6,005	21,692	21,776
	1979	<u>9,920</u>	<u>9,639</u>	<u>7,128</u>	<u>7,462</u>	<u>5,981</u>	<u>6,008</u>	<u>21,458</u>	<u>21,208</u>
	*** COUNTY TOTAL	28,814	28,266	22,447	22,535	19,021	18,202	64,739	64,417
MONTGOMERY	1977	4,945	5,346	4,789	4,735	3,892	3,992	10,746	10,573
	1978	5,154	5,282	4,773	4,791	3,744	3,390	10,756	10,193
	1979	<u>5,363</u>	<u>5,062</u>	<u>5,140</u>	<u>5,369</u>	<u>3,751</u>	<u>3,950</u>	<u>10,871</u>	<u>10,860</u>
	*** COUNTY TOTAL	15,462	15,690	14,702	14,895	11,387	11,332	32,373	31,626
SUMMIT	1977	4,662	4,601	4,694	4,681	5,712	5,576	9,983	9,693
	1978	4,616	4,566	4,887	4,581	5,861	5,612	11,299	11,397
	1979	<u>5,060</u>	<u>4,566</u>	<u>4,914</u>	<u>5,134</u>	<u>5,817</u>	<u>5,524</u>	<u>11,547</u>	<u>10,780</u>
	*** COUNTY TOTAL	14,338	13,733	14,495	14,396	17,390	16,712	32,829	31,870
LUCAS	1977	4,456	4,328	4,188	4,262	5,080	4,805	14,347	14,917
	1978	4,550	4,511	4,113	4,359	4,642	4,240	14,360	14,079
	1979	<u>4,951</u>	<u>4,800</u>	<u>3,836</u>	<u>3,968</u>	<u>4,861</u>	<u>5,012</u>	<u>14,883</u>	<u>13,764</u>
	*** COUNTY TOTAL	13,957	13,639	12,137	12,589	14,583	14,057	43,590	42,760
STARK	1977	2,455	2,555	2,632	2,608	2,630	2,546	3,740	3,755
	1978	2,292	2,164	2,756	2,664	2,807	2,417	3,745	3,932
	1979	<u>2,412</u>	<u>2,248</u>	<u>2,675</u>	<u>2,712</u>	<u>2,861</u>	<u>2,595</u>	<u>4,040</u>	<u>4,194</u>
	*** COUNTY TOTAL	7,159	6,967	8,063	7,984	8,298	7,558	11,525	11,881
MAHONING	1977	3,107	3,322	1,767	1,774	2,948	2,881	3,642	3,249
	1978	3,221	3,189	1,844	1,788	3,177	2,786	3,274	3,284
	1979	<u>3,300</u>	<u>2,908</u>	<u>1,738</u>	<u>1,825</u>	<u>3,158</u>	<u>2,987</u>	<u>3,802</u>	<u>3,525</u>
	*** COUNTY TOTAL	9,628	9,419	5,349	5,387	9,283	8,654	10,718	10,058
LORAIN	1977	1,889	2,022	2,146	2,197	2,171	1,864	3,608	3,551
	1978	2,061	2,014	2,371	2,244	2,022	2,258	4,844	4,705
	1979	<u>2,249</u>	<u>2,169</u>	<u>2,332</u>	<u>2,330</u>	<u>2,088</u>	<u>1,955</u>	<u>4,634</u>	<u>4,413</u>
	*** COUNTY TOTAL	6,199	6,205	6,849	6,771	6,281	6,077	13,086	12,669
TRUMBULL	1977	1,672	1,634	2,130	2,302	2,130	2,278	3,985	3,976
	1978	1,757	1,548	2,247	2,263	2,160	2,116	4,252	4,153
	1979	<u>1,636</u>	<u>1,690</u>	<u>2,182</u>	<u>2,194</u>	<u>2,075</u>	<u>2,040</u>	<u>4,167</u>	<u>4,133</u>
	*** COUNTY TOTAL	5,065	4,872	6,559	6,759	6,365	6,434	12,404	12,262

Table XII, cont'd
OHIO COMMON PLEAS COURTS
YEAR-BY-YEAR COMPARISONS OF FILINGS AND TERMINATIONS
FOR THE GENERAL, DOMESTIC RELATIONS, PROBATE, AND JUVENILE JURISDICTIONS

COUNTY	YEAR	*****GENERAL*****		**DOMESTIC RELATIONS*		*****PROBATE*****		*****JUVENILE*****	
		FILINGS	TERMINAT.	FILINGS	TERMINAT.	FILINGS	TERMINAT.	FILINGS	TERMINAT.
BUTLER	1977	1,683	1,557	2,469	2,619	1,761	1,344	4,196	4,430
	1978	1,700	1,581	2,576	2,457	1,845	1,620	4,469	4,461
	1979	<u>2,078</u>	<u>2,231</u>	<u>2,600</u>	<u>2,597</u>	<u>1,902</u>	<u>2,470</u>	<u>4,758</u>	<u>4,522</u>
	*** COUNTY TOTAL	5,461	5,369	7,645	7,673	5,508	5,434	13,423	13,413
LAKE	1977	1,497	1,348	1,525	1,527	1,836	1,607	4,963	4,618
	1978	1,938	2,213	1,629	1,413	1,878	2,201	5,574	5,435
	1979	<u>1,658</u>	<u>2,068</u>	<u>1,625</u>	<u>1,704</u>	<u>1,807</u>	<u>2,009</u>	<u>6,164</u>	<u>6,424</u>
	*** COUNTY TOTAL	5,093	5,629	4,779	4,644	5,521	5,817	16,701	16,477
CLARK	1977	948	1,039	1,210	1,083	1,298	1,135	4,030	3,948
	1978	1,046	1,174	1,231	1,312	1,309	1,098	3,955	3,927
	1979	<u>1,082</u>	<u>1,100</u>	<u>1,271</u>	<u>1,404</u>	<u>1,322</u>	<u>1,338</u>	<u>3,619</u>	<u>3,553</u>
	*** COUNTY TOTAL	3,076	3,313	3,712	3,799	3,929	3,571	11,604	11,428
RICHLAND	1977	971	847	1,462	1,389	1,353	1,212	2,680	2,805
	1978	1,082	890	1,390	1,359	1,322	1,272	2,543	2,458
	1979	<u>1,066</u>	<u>976</u>	<u>1,537</u>	<u>1,515</u>	<u>1,352</u>	<u>1,252</u>	<u>2,402</u>	<u>2,507</u>
	*** COUNTY TOTAL	3,119	2,713	4,389	4,263	4,027	3,736	7,625	7,770
PORTAGE	1977	1,031	873	1,043	1,030	870	959	1,678	1,678
	1978	1,343	1,353	1,034	1,010	901	867	1,870	1,870
	1979	<u>1,343</u>	<u>1,434</u>	<u>1,082</u>	<u>1,146</u>	<u>841</u>	<u>772</u>	<u>2,174</u>	<u>2,167</u>
	*** COUNTY TOTAL	3,717	3,660	3,159	3,186	2,612	2,598	5,722	5,715
GREENE	1977	832	853	936	766	791	1,039	2,639	2,589
	1978	889	893	977	1,159	875	860	2,732	2,646
	1979	<u>1,083</u>	<u>1,034</u>	<u>990</u>	<u>977</u>	<u>757</u>	<u>650</u>	<u>3,004</u>	<u>2,865</u>
	*** COUNTY TOTAL	2,804	2,780	2,903	2,902	2,423	2,549	8,375	8,100
ALLEN	1977	676	759	866	790	1,131	1,032	2,573	2,537
	1978	827	738	870	914	1,285	1,379	2,460	2,512
	1979	<u>761</u>	<u>857</u>	<u>935</u>	<u>866</u>	<u>1,672</u>	<u>1,461</u>	<u>2,300</u>	<u>2,236</u>
	*** COUNTY TOTAL	2,264	2,354	2,671	2,570	4,088	3,872	7,333	7,285
COLUMBIANA	1977	890	891	928	887	1,171	1,107	1,766	1,778
	1978	947	911	1,031	1,006	1,116	1,080	1,504	1,504
	1979	<u>946</u>	<u>966</u>	<u>945</u>	<u>976</u>	<u>1,046</u>	<u>953</u>	<u>1,672</u>	<u>1,672</u>
	*** COUNTY TOTAL	2,783	2,768	2,904	2,869	3,333	3,140	4,942	4,954
LICKING	1977	843	777	1,034	1,022	1,092	985	2,498	2,491
	1978	774	801	1,096	1,074	1,158	1,117	3,001	3,168
	1979	<u>711</u>	<u>729</u>	<u>1,174</u>	<u>1,216</u>	<u>1,115</u>	<u>1,190</u>	<u>2,016</u>	<u>2,009</u>
	*** COUNTY TOTAL	2,328	2,307	3,304	3,312	3,365	3,292	7,515	7,668
ASHTABULA	1977	603	689	1,136	1,073	1,024	967	1,890	2,011
	1978	727	590	1,432	1,458	994	1,091	2,094	2,042
	1979	<u>746</u>	<u>783</u>	<u>1,229</u>	<u>1,280</u>	<u>1,112</u>	<u>1,139</u>	<u>2,414</u>	<u>2,322</u>
	*** COUNTY TOTAL	2,076	2,062	3,797	3,811	3,130	3,197	6,398	6,375

Table XII, cont'd
OHIO COMMON PLEAS COURTS
YEAR-BY-YEAR COMPARISONS OF FILINGS AND TERMINATIONS
FOR THE GENERAL, DOMESTIC RELATIONS, PROBATE, AND JUVENILE JURISDICTIONS

COUNTY	YEAR	*****GENERAL*****		**DOMESTIC RELATIONS*		*****PROBATE*****		*****JUVENILE*****	
		FILINGS	TERMINAT.	FILINGS	TERMINAT.	FILINGS	TERMINAT.	FILINGS	TERMINAT.
JEFFERSON	1977	706	616	655	600	1,028	767	841	833
	1978	815	725	665	695	1,102	985	766	766
	1979	<u>798</u>	<u>891</u>	<u>702</u>	<u>671</u>	<u>1,044</u>	<u>1,023</u>	<u>737</u>	<u>745</u>
	*** COUNTY TOTAL	2,319	2,232	2,022	1,966	3,174	2,775	2,344	2,344
CLERMONT	1977	1,238	1,165	1,094	1,035	877	812	2,199	2,032
	1978	1,303	1,145	1,242	1,118	903	887	2,311	2,301
	1979	<u>1,078</u>	<u>1,225</u>	<u>1,302</u>	<u>1,272</u>	<u>1,002</u>	<u>918</u>	<u>2,799</u>	<u>2,955</u>
	*** COUNTY TOTAL	3,619	3,535	3,638	3,425	2,782	2,617	7,309	7,288
WOOD	1977	496	580	641	633	785	738	1,572	1,577
	1978	506	462	673	741	838	705	1,553	1,445
	1979	<u>617</u>	<u>541</u>	<u>729</u>	<u>724</u>	<u>805</u>	<u>755</u>	<u>1,782</u>	<u>1,798</u>
	*** COUNTY TOTAL	1,619	1,583	2,043	2,098	2,428	2,198	4,907	4,820
WAYNE	1977	477	486	725	684	785	824	1,600	1,517
	1978	475	449	724	715	806	816	1,622	1,553
	1979	<u>533</u>	<u>453</u>	<u>740</u>	<u>736</u>	<u>762</u>	<u>819</u>	<u>1,437</u>	<u>1,516</u>
	*** COUNTY TOTAL	1,485	1,388	2,189	2,135	2,353	2,459	4,659	4,586
WARREN	1977	730	691	945	859	466	480	2,107	1,736
	1978	847	689	1,108	979	410	549	2,239	2,393
	1979	<u>843</u>	<u>803</u>	<u>1,046</u>	<u>1,015</u>	<u>556</u>	<u>558</u>	<u>2,264</u>	<u>2,497</u>
	*** COUNTY TOTAL	2,420	2,183	3,099	2,853	1,432	1,587	6,610	6,626
MIAMI	1977	543	559	706	658	845	851	2,324	2,220
	1978	658	633	651	698	774	978	2,468	2,438
	1979	<u>598</u>	<u>590</u>	<u>743</u>	<u>725</u>	<u>826</u>	<u>830</u>	<u>2,883</u>	<u>2,772</u>
	*** COUNTY TOTAL	1,799	1,782	2,100	2,081	2,445	2,659	7,675	7,428
MEDINA	1977	827	976	662	645	687	734	1,884	1,888
	1978	905	900	763	730	749	654	2,150	2,006
	1979	<u>766</u>	<u>801</u>	<u>759</u>	<u>748</u>	<u>761</u>	<u>757</u>	<u>2,381</u>	<u>2,452</u>
	*** COUNTY TOTAL	2,498	2,677	2,184	2,123	2,197	2,145	6,415	6,346
BELMONT	1977	669	526	579	543	995	948	862	798
	1978	694	573	541	567	974	890	816	776
	1979	<u>572</u>	<u>522</u>	<u>589</u>	<u>541</u>	<u>947</u>	<u>979</u>	<u>851</u>	<u>986</u>
	*** COUNTY TOTAL	1,935	1,621	1,709	1,651	2,916	2,817	2,529	2,560
MUSKINGUM	1977	640	608	752	658	1,006	868	2,154	2,141
	1978	604	549	763	721	829	750	2,429	2,393
	1979	<u>599</u>	<u>582</u>	<u>706</u>	<u>819</u>	<u>975</u>	<u>979</u>	<u>2,002</u>	<u>2,013</u>
	*** COUNTY TOTAL	1,843	1,739	2,221	2,198	2,810	2,597	6,585	6,547
TUSCARAWAS	1977	611	615	524	478	900	921	1,212	1,246
	1978	664	597	542	539	807	861	1,181	1,141
	1979	<u>571</u>	<u>585</u>	<u>607</u>	<u>528</u>	<u>784</u>	<u>966</u>	<u>1,100</u>	<u>1,132</u>
	*** COUNTY TOTAL	1,846	1,797	1,673	1,545	2,491	2,748	3,493	3,519

Table XII, cont'd
OHIO COMMON PLEAS COURTS
YEAR-BY-YEAR COMPARISONS OF FILINGS AND TERMINATIONS
FOR THE GENERAL, DOMESTIC RELATIONS, PROBATE, AND JUVENILE JURISDICTIONS

COUNTY	YEAR	*****GENERAL*****		**DOMESTIC RELATIONS*		*****PROBATE*****		*****JUVENILE*****	
		FILINGS	TERMINAT.	FILINGS	TERMINAT.	FILINGS	TERMINAT.	FILINGS	TERMINAT.
SCIOTO	1977	763	678	684	675	834	1,215	1,075	1,079
	1978	866	731	656	638	840	769	1,048	1,046
	1979	<u>874</u>	<u>884</u>	<u>722</u>	<u>711</u>	<u>893</u>	<u>860</u>	<u>1,356</u>	<u>1,193</u>
	*** COUNTY TOTAL	2,503	2,293	2,062	2,024	2,567	2,844	3,479	3,318
ERIE	1977	669	742	657	665	862	855	2,311	2,310
	1978	686	668	610	621	718	741	2,210	2,207
	1979	<u>661</u>	<u>712</u>	<u>634</u>	<u>643</u>	<u>837</u>	<u>735</u>	<u>2,150</u>	<u>2,095</u>
	*** COUNTY TOTAL	2,016	2,122	1,901	1,929	2,417	2,331	6,671	6,612
FAIRFIELD	1977	594	604	759	789	717	793	1,343	1,373
	1978	623	591	776	773	784	724	1,534	1,482
	1979	<u>675</u>	<u>656</u>	<u>825</u>	<u>851</u>	<u>718</u>	<u>727</u>	<u>1,555</u>	<u>1,558</u>
	*** COUNTY TOTAL	1,892	1,851	2,360	2,413	2,219	2,244	4,432	4,413
MARION	1977	632	706	791	768	650	668	2,446	2,435
	1978	477	545	646	681	666	609	2,420	2,407
	1979	<u>499</u>	<u>476</u>	<u>793</u>	<u>779</u>	<u>637</u>	<u>635</u>	<u>1,994</u>	<u>1,913</u>
	*** COUNTY TOTAL	1,608	1,727	2,230	2,228	1,953	1,912	6,860	6,755
GEAUGA	1977	644	765	483	524	479	151	1,340	1,393
	1978	496	476	409	400	468	135	1,261	1,259
	1979	<u>529</u>	<u>459</u>	<u>509</u>	<u>475</u>	<u>505</u>	<u>171</u>	<u>1,344</u>	<u>1,198</u>
	*** COUNTY TOTAL	1,669	1,700	1,401	1,399	1,452	457	3,945	3,850
HANCOCK	1977	327	292	468	391	625	695	1,318	1,334
	1978	403	351	446	398	670	554	1,430	1,366
	1979	<u>576</u>	<u>466</u>	<u>572</u>	<u>607</u>	<u>607</u>	<u>548</u>	<u>1,456</u>	<u>1,488</u>
	*** COUNTY TOTAL	1,306	1,109	1,486	1,396	1,902	1,797	4,204	4,188
ROSS	1977	774	825	748	733	899	1,056	1,505	1,517
	1978	667	667	719	758	842	1,063	1,484	1,430
	1979	<u>789</u>	<u>759</u>	<u>771</u>	<u>751</u>	<u>876</u>	<u>866</u>	<u>1,582</u>	<u>1,625</u>
	*** COUNTY TOTAL	2,230	2,251	2,238	2,242	2,617	2,985	4,571	4,572
SANDUSKY	1977	468	416	622	604	648	710	1,007	998
	1978	405	419	610	610	683	680	1,104	1,115
	1979	<u>396</u>	<u>455</u>	<u>603</u>	<u>638</u>	<u>637</u>	<u>633</u>	<u>1,292</u>	<u>1,276</u>
	*** COUNTY TOTAL	1,269	1,290	1,835	1,852	1,968	2,023	3,403	3,389
SENECA	1977	261	256	469	464	621	530	1,016	1,031
	1978	245	262	464	447	645	571	1,046	1,068
	1979	<u>294</u>	<u>257</u>	<u>437</u>	<u>466</u>	<u>703</u>	<u>578</u>	<u>1,126</u>	<u>1,139</u>
	*** COUNTY TOTAL	800	775	1,370	1,377	1,969	1,679	3,188	3,238
WASHINGTON	1977	286	279	390	357	504	472	726	722
	1978	325	332	413	423	578	494	723	714
	1979	<u>404</u>	<u>369</u>	<u>378</u>	<u>392</u>	<u>537</u>	<u>512</u>	<u>725</u>	<u>717</u>
	*** COUNTY TOTAL	1,015	980	1,181	1,172	1,619	1,478	2,174	2,153

Table XII, cont'd
OHIO COMMON PLEAS COURTS
YEAR-BY-YEAR COMPARISONS OF FILINGS AND TERMINATIONS
FOR THE GENERAL, DOMESTIC RELATIONS, PROBATE, AND JUVENILE JURISDICTIONS

COUNTY	YEAR	*****GENERAL*****		**DOMESTIC RELATIONS*		*****PROBATE*****		*****JUVENILE*****	
		FILINGS	TERMINAT.	FILINGS	TERMINAT.	FILINGS	TERMINAT.	FILINGS	TERMINAT.
LAWRENCE	1977	665	637	647	682	1,249	586	996	985
	1978	670	728	798	733	620	536	992	964
	1979	<u>751</u>	<u>756</u>	<u>882</u>	<u>806</u>	<u>696</u>	<u>1,421</u>	<u>963</u>	<u>959</u>
*** COUNTY TOTAL		2,086	2,121	2,327	2,221	2,565	2,543	2,951	2,908
ATHENS	1977	368	349	345	326	466	412	530	519
	1978	380	357	419	410	518	468	651	748
	1979	<u>392</u>	<u>377</u>	<u>380</u>	<u>361</u>	<u>533</u>	<u>483</u>	<u>670</u>	<u>632</u>
*** COUNTY TOTAL		1,140	1,083	1,144	1,097	1,517	1,363	1,851	1,899
CRAWFORD	1977	455	445	397	378	519	489	783	844
	1978	458	445	418	435	519	474	774	773
	1979	<u>422</u>	<u>435</u>	<u>395</u>	<u>358</u>	<u>497</u>	<u>429</u>	<u>730</u>	<u>736</u>
*** COUNTY TOTAL		1,335	1,325	1,210	1,171	1,535	1,392	2,287	2,353
HURON	1977	401	393	489	511	510	524	961	936
	1978	430	397	468	489	492	446	1,021	1,023
	1979	<u>419</u>	<u>469</u>	<u>486</u>	<u>462</u>	<u>528</u>	<u>481</u>	<u>1,139</u>	<u>1,095</u>
*** COUNTY TOTAL		1,250	1,259	1,443	1,462	1,530	1,451	3,121	3,054
DARKE	1977	442	434	341	327	782	645	579	631
	1978	485	411	370	351	580	536	545	539
	1979	<u>468</u>	<u>456</u>	<u>294</u>	<u>320</u>	<u>661</u>	<u>784</u>	<u>377</u>	<u>373</u>
*** COUNTY TOTAL		1,395	1,301	1,005	998	2,023	1,965	1,501	1,543
ASHLAND	1977	241	240	380	381	450	461	801	773
	1978	316	257	391	398	404	425	749	772
	1979	<u>335</u>	<u>333</u>	<u>411</u>	<u>393</u>	<u>466</u>	<u>463</u>	<u>697</u>	<u>737</u>
*** COUNTY TOTAL		892	830	1,182	1,172	1,320	1,349	2,247	2,282
DELAWARE	1977	312	276	343	314	385	342	1,390	1,362
	1978	364	400	395	388	529	518	1,655	1,640
	1979	<u>408</u>	<u>293</u>	<u>398</u>	<u>392</u>	<u>340</u>	<u>394</u>	<u>1,400</u>	<u>1,422</u>
*** COUNTY TOTAL		1,084	969	1,136	1,094	1,254	1,254	4,445	4,424
KNOX	1977	310	295	320	349	397	398	732	732
	1978	305	326	334	338	384	384	741	744
	1979	<u>341</u>	<u>334</u>	<u>326</u>	<u>318</u>	<u>378</u>	<u>413</u>	<u>701</u>	<u>697</u>
*** COUNTY TOTAL		956	955	980	1,005	1,159	1,195	2,174	2,173
PICKAWAY	1977	418	426	370	353	492	592	917	873
	1978	400	386	401	398	484	414	931	968
	1979	<u>474</u>	<u>429</u>	<u>406</u>	<u>423</u>	<u>459</u>	<u>472</u>	<u>969</u>	<u>958</u>
*** COUNTY TOTAL		1,292	1,241	1,177	1,174	1,435	1,478	2,817	2,799
AUGLAIZE	1977	189	223	188	204	505	489	702	697
	1978	239	187	269	218	543	521	637	617
	1979	<u>204</u>	<u>224</u>	<u>271</u>	<u>255</u>	<u>547</u>	<u>522</u>	<u>710</u>	<u>714</u>
*** COUNTY TOTAL		632	634	728	677	1,595	1,532	2,049	2,028

Table XII, cont'd
OHIO COMMON PLEAS COURTS
YEAR-BY-YEAR COMPARISONS OF FILINGS AND TERMINATIONS
FOR THE GENERAL, DOMESTIC RELATIONS, PROBATE, AND JUVENILE JURISDICTIONS

COUNTY	YEAR	*****GENERAL*****		**DOMESTIC RELATIONS*		*****PROBATE*****		*****JUVENILE*****	
		FILINGS	TERMINAT.	FILINGS	TERMINAT.	FILINGS	TERMINAT.	FILINGS	TERMINAT.
SHELBY	1977	254	281	401	342	351	376	714	760
	1978	237	206	400	415	422	358	794	750
	1979	<u>260</u>	<u>240</u>	<u>488</u>	<u>443</u>	<u>374</u>	<u>416</u>	<u>1,049</u>	<u>1,003</u>
	*** COUNTY TOTAL	751	727	1,289	1,200	1,147	1,150	2,557	2,513
GUERNSEY	1977	285	248	331	283	1,032	1,023	721	728
	1978	305	291	257	313	797	802	757	728
	1979	<u>316</u>	<u>330</u>	<u>294</u>	<u>275</u>	<u>810</u>	<u>759</u>	<u>867</u>	<u>836</u>
	*** COUNTY TOTAL	906	869	882	871	2,639	2,584	2,345	2,292
OTTAWA	1977	191	183	260	246	536	527	623	606
	1978	188	167	267	285	529	469	707	612
	1979	<u>228</u>	<u>175</u>	<u>219</u>	<u>218</u>	<u>476</u>	<u>473</u>	<u>735</u>	<u>787</u>
	*** COUNTY TOTAL	607	525	746	750	1,541	1,469	2,065	2,005
DEFIANCE	1977	241	217	283	331	385	327	627	632
	1978	249	228	334	313	375	370	629	619
	1979	<u>257</u>	<u>232</u>	<u>340</u>	<u>338</u>	<u>414</u>	<u>351</u>	<u>922</u>	<u>893</u>
	*** COUNTY TOTAL	747	677	957	982	1,174	1,048	2,178	2,144
MERCER	1977	108	82	121	119	362	357	577	561
	1978	115	103	228	185	390	329	550	576
	1979	<u>130</u>	<u>143</u>	<u>242</u>	<u>251</u>	<u>406</u>	<u>397</u>	<u>534</u>	<u>524</u>
	*** COUNTY TOTAL	353	328	591	555	1,158	1,083	1,661	1,661
LOGAN	1977	184	194	329	348	461	451	831	788
	1978	247	204	308	329	454	365	856	864
	1979	<u>231</u>	<u>222</u>	<u>331</u>	<u>329</u>	<u>441</u>	<u>472</u>	<u>831</u>	<u>810</u>
	*** COUNTY TOTAL	662	620	968	1,006	1,356	1,288	2,518	2,462
PREBLE	1977	237	228	281	268	268	246	594	577
	1978	254	252	273	272	320	245	647	629
	1979	<u>252</u>	<u>220</u>	<u>266</u>	<u>227</u>	<u>335</u>	<u>339</u>	<u>720</u>	<u>759</u>
	*** COUNTY TOTAL	743	700	820	767	923	830	1,961	1,965
WILLIAMS	1977	170	220	311	321	424	373	652	646
	1978	199	179	313	309	348	411	650	645
	1979	<u>270</u>	<u>226</u>	<u>361</u>	<u>356</u>	<u>377</u>	<u>356</u>	<u>746</u>	<u>723</u>
	*** COUNTY TOTAL	639	625	985	986	1,149	1,140	2,048	2,014
COSHOCTON	1977	210	206	308	283	308	298	369	365
	1978	233	224	316	312	339	294	369	371
	1979	<u>216</u>	<u>217</u>	<u>342</u>	<u>335</u>	<u>411</u>	<u>305</u>	<u>322</u>	<u>326</u>
	*** COUNTY TOTAL	659	647	966	930	1,058	897	1,060	1,062
FULTON	1977	404	395	185	187	271	266	581	558
	1978	427	437	220	206	341	291	731	676
	1979	<u>379</u>	<u>371</u>	<u>225</u>	<u>227</u>	<u>320</u>	<u>362</u>	<u>665</u>	<u>728</u>
	*** COUNTY TOTAL	1,210	1,203	630	620	932	919	1,977	1,962

Table XII, cont'd
OHIO COMMON PLEAS COURTS
YEAR-BY-YEAR COMPARISONS OF FILINGS AND TERMINATIONS
FOR THE GENERAL, DOMESTIC RELATIONS, PROBATE, AND JUVENILE JURISDICTIONS

COUNTY	YEAR	*****GENERAL*****		**DOMESTIC RELATIONS*		*****PROBATE*****		*****JUVENILE*****	
		FILINGS	TERMINAT.	FILINGS	TERMINAT.	FILINGS	TERMINAT.	FILINGS	TERMINAT.
CLINTON	1977	183	208	377	370	322	371	739	722
	1978	211	251	313	334	370	308	767	783
	1979	<u>160</u>	<u>137</u>	<u>355</u>	<u>342</u>	<u>379</u>	<u>242</u>	<u>998</u>	<u>996</u>
	*** COUNTY TOTAL	554	596	1,045	1,046	1,071	921	2,504	2,501
PUTNAM	1977	180	163	146	150	307	295	389	381
	1978	216	208	175	158	367	305	339	351
	1979	<u>240</u>	<u>235</u>	<u>192</u>	<u>192</u>	<u>336</u>	<u>317</u>	<u>407</u>	<u>403</u>
	*** COUNTY TOTAL	636	606	513	500	1,010	917	1,135	1,135
HARDIN	1977	122	134	258	291	331	345	299	276
	1978	148	146	253	255	312	294	375	395
	1979	<u>138</u>	<u>145</u>	<u>235</u>	<u>237</u>	<u>331</u>	<u>351</u>	<u>406</u>	<u>396</u>
	*** COUNTY TOTAL	408	425	746	783	974	990	1,080	1,067
CHAMPAIGN	1977	221	214	267	276	345	336	711	722
	1978	228	203	246	242	377	328	712	663
	1979	<u>219</u>	<u>204</u>	<u>290</u>	<u>278</u>	<u>349</u>	<u>329</u>	<u>774</u>	<u>810</u>
	*** COUNTY TOTAL	668	621	803	796	1,071	993	2,197	2,195
VAN WERT	1977	152	123	204	212	354	286	491	486
	1978	189	187	229	195	364	330	582	598
	1979	<u>159</u>	<u>176</u>	<u>220</u>	<u>230</u>	<u>308</u>	<u>314</u>	<u>516</u>	<u>491</u>
	*** COUNTY TOTAL	500	486	653	637	1,026	930	1,589	1,575
HIGHLAND	1977	237	201	272	247	431	417	488	485
	1978	258	218	251	253	415	559	569	565
	1979	<u>300</u>	<u>317</u>	<u>236</u>	<u>245</u>	<u>399</u>	<u>417</u>	<u>587</u>	<u>587</u>
	*** COUNTY TOTAL	795	736	759	745	1,245	1,393	1,644	1,637
MADISON	1977	343	328	260	258	348	296	602	599
	1978	371	352	245	237	338	320	640	641
	1979	<u>322</u>	<u>337</u>	<u>255</u>	<u>243</u>	<u>314</u>	<u>328</u>	<u>644</u>	<u>642</u>
	*** COUNTY TOTAL	1,036	1,017	760	738	1,000	944	1,886	1,882
PERRY	1977	235	258	207	180	310	298	338	328
	1978	287	250	216	260	302	281	386	390
	1979	<u>230</u>	<u>310</u>	<u>220</u>	<u>203</u>	<u>315</u>	<u>300</u>	<u>446</u>	<u>439</u>
	*** COUNTY TOTAL	752	818	643	643	927	879	1,170	1,157
JACKSON	1977	200	202	229	224	245	244	619	621
	1978	172	191	228	222	270	296	591	581
	1979	<u>206</u>	<u>228</u>	<u>255</u>	<u>271</u>	<u>287</u>	<u>351</u>	<u>541</u>	<u>547</u>
	*** COUNTY TOTAL	578	621	712	717	802	891	1,751	1,749
HENRY	1977	169	178	202	211	276	266	622	599
	1978	206	180	179	175	293	294	579	583
	1979	<u>173</u>	<u>175</u>	<u>191</u>	<u>192</u>	<u>312</u>	<u>301</u>	<u>527</u>	<u>541</u>
	*** COUNTY TOTAL	548	533	572	578	881	861	1,728	1,723

Table XII, cont'd
OHIO COMMON PLEAS COURTS
YEAR-BY-YEAR COMPARISONS OF FILINGS AND TERMINATIONS
FOR THE GENERAL, DOMESTIC RELATIONS, PROBATE, AND JUVENILE JURISDICTIONS

COUNTY	YEAR	*****GENERAL*****		**DOMESTIC RELATIONS*		*****PROBATE*****		*****JUVENILE*****	
		FILINGS	TERMINAT.	FILINGS	TERMINAT.	FILINGS	TERMINAT.	FILINGS	TERMINAT.
BROWN	1977	320	225	268	223	316	307	656	643
	1978	378	367	294	282	340	309	525	534
	1979	<u>361</u>	<u>422</u>	<u>305</u>	<u>323</u>	<u>325</u>	<u>353</u>	<u>468</u>	<u>478</u>
	*** COUNTY TOTAL	1,059	1,014	867	828	981	969	1,649	1,655
FAYETTE	1977	133	151	226	214	267	241	468	460
	1978	141	128	236	255	280	250	470	463
	1979	<u>185</u>	<u>169</u>	<u>207</u>	<u>211</u>	<u>312</u>	<u>296</u>	<u>464</u>	<u>466</u>
	*** COUNTY TOTAL	459	448	669	680	859	787	1,402	1,389
GALLIA	1977	162	173	204	213	422	370	505	483
	1978	122	148	245	220	252	296	477	476
	1979	<u>156</u>	<u>146</u>	<u>242</u>	<u>251</u>	<u>325</u>	<u>307</u>	<u>441</u>	<u>470</u>
	*** COUNTY TOTAL	440	467	691	684	999	973	1,423	1,429
UNION	1977	186	159	215	220	286	270	348	348
	1978	175	156	224	213	326	285	539	527
	1979	<u>250</u>	<u>238</u>	<u>236</u>	<u>228</u>	<u>296</u>	<u>296</u>	<u>643</u>	<u>632</u>
	*** COUNTY TOTAL	611	553	675	661	908	851	1,530	1,507
HOLMES	1977	198	170	132	128	177	177	287	287
	1978	196	170	130	115	212	206	249	249
	1979	<u>175</u>	<u>152</u>	<u>141</u>	<u>151</u>	<u>218</u>	<u>202</u>	<u>279</u>	<u>279</u>
	*** COUNTY TOTAL	569	492	403	394	607	585	815	815
WYANDOT	1977	106	122	158	159	256	234	288	298
	1978	122	108	168	158	229	223	383	363
	1979	<u>106</u>	<u>89</u>	<u>178</u>	<u>172</u>	<u>271</u>	<u>247</u>	<u>419</u>	<u>422</u>
	*** COUNTY TOTAL	334	319	504	489	756	704	1,090	1,083
CARROLL	1977	260	170	220	187	289	272	327	313
	1978	261	228	226	222	304	240	333	354
	1979	<u>225</u>	<u>299</u>	<u>200</u>	<u>179</u>	<u>325</u>	<u>305</u>	<u>384</u>	<u>360</u>
	*** COUNTY TOTAL	746	697	646	587	918	817	1,044	1,027
MORROW	1977	226	214	148	129	274	201	401	400
	1978	310	242	200	176	225	193	403	400
	1979	<u>276</u>	<u>244</u>	<u>197</u>	<u>168</u>	<u>234</u>	<u>207</u>	<u>461</u>	<u>460</u>
	*** COUNTY TOTAL	812	700	545	473	733	601	1,265	1,260
HOCKING	1977	231	240	190	209	248	243	533	563
	1978	224	205	214	205	303	272	692	639
	1979	<u>251</u>	<u>218</u>	<u>237</u>	<u>240</u>	<u>305</u>	<u>348</u>	<u>743</u>	<u>726</u>
	*** COUNTY TOTAL	706	663	641	654	856	863	1,968	1,928
MEIGS	1977	191	168	289	272	240	232	377	368
	1978	199	202	235	260	218	196	530	519
	1979	<u>144</u>	<u>193</u>	<u>246</u>	<u>239</u>	<u>239</u>	<u>188</u>	<u>473</u>	<u>501</u>
	*** COUNTY TOTAL	534	563	770	771	697	616	1,380	1,388

Table XII, cont'd
OHIO COMMON PLEAS COURTS
YEAR-BY-YEAR COMPARISONS OF FILINGS AND TERMINATIONS
FOR THE GENERAL, DOMESTIC RELATIONS, PROBATE, AND JUVENILE JURISDICTIONS

COUNTY	YEAR	*****GENERAL*****		**DOMESTIC RELATIONS*		*****PROBATE*****		*****JUVENILE*****	
		FILINGS	TERMINAT.	FILINGS	TERMINAT.	FILINGS	TERMINAT.	FILINGS	TERMINAT.
PAULDING	1977	220	200	139	134	232	242	328	324
	1978	227	219	144	136	187	173	360	360
	1979	<u>254</u>	<u>289</u>	<u>131</u>	<u>142</u>	<u>206</u>	<u>195</u>	<u>314</u>	<u>303</u>
	*** COUNTY TOTAL	701	708	414	412	625	610	1,002	987
PIKE	1977	153	173	149	153	231	221	414	407
	1978	173	156	147	140	226	257	397	383
	1979	<u>153</u>	<u>147</u>	<u>155</u>	<u>153</u>	<u>179</u>	<u>175</u>	<u>382</u>	<u>395</u>
	*** COUNTY TOTAL	479	476	451	446	636	653	1,193	1,185
ADAMS	1977	196	179	201	192	226	242	218	190
	1978	250	208	222	199	262	226	233	254
	1979	<u>228</u>	<u>242</u>	<u>194</u>	<u>200</u>	<u>202</u>	<u>201</u>	<u>300</u>	<u>262</u>
	*** COUNTY TOTAL	674	629	617	591	690	669	751	706
HARRISON	1977	179	195	110	112	227	240	162	165
	1978	158	152	90	90	238	254	185	179
	1979	<u>149</u>	<u>163</u>	<u>114</u>	<u>110</u>	<u>212</u>	<u>217</u>	<u>169</u>	<u>172</u>
	*** COUNTY TOTAL	486	510	314	312	677	711	516	516
MONROE	1977	105	86	100	94	145	106	127	132
	1978	141	129	116	113	156	409	116	93
	1979	<u>103</u>	<u>108</u>	<u>135</u>	<u>139</u>	<u>153</u>	<u>164</u>	<u>132</u>	<u>165</u>
	*** COUNTY TOTAL	349	323	351	346	454	679	375	390
MORGAN	1977	111	115	90	91	155	146	103	109
	1978	147	124	87	97	164	166	94	89
	1979	<u>141</u>	<u>120</u>	<u>79</u>	<u>77</u>	<u>176</u>	<u>169</u>	<u>154</u>	<u>146</u>
	*** COUNTY TOTAL	399	359	256	265	495	481	351	344
NOBLE	1977	98	86	60	64	137	138	146	148
	1978	136	126	34	38	113	135	104	104
	1979	<u>118</u>	<u>124</u>	<u>47</u>	<u>46</u>	<u>113</u>	<u>108</u>	<u>124</u>	<u>125</u>
	*** COUNTY TOTAL	352	336	141	148	363	381	374	377
VINTON	1977	101	110	93	90	128	108	245	239
	1978	103	112	95	87	125	111	209	217
	1979	<u>101</u>	<u>98</u>	<u>83</u>	<u>100</u>	<u>109</u>	<u>107</u>	<u>212</u>	<u>211</u>
	*** COUNTY TOTAL	305	320	271	277	362	326	666	667

Table XII, cont'd
 OHIO COMMON PLEAS COURTS
 YEAR-BY-YEAR COMPARISONS OF FILINGS AND TERMINATIONS
 FOR THE GENERAL, DOMESTIC RELATIONS, PROBATE, AND JUVENILE JURISDICTIONS

COUNTY	YEAR	*****GENERAL*****		**DOMESTIC RELATIONS*		*****PROBATE*****		*****JUVENILE*****	
		FILINGS	TERMINAT.	FILINGS	TERMINAT.	FILINGS	TERMINAT.	FILINGS	TERMINAT.
*STATE TOTAL	1977	96,963	97,356	84,095	83,001	99,366	96,040	202,796	200,893
*STATE TOTAL	1978	100,487	97,923	87,348	86,070	98,498	94,122	210,539	206,258
*STATE TOTAL	1979	103,294	103,882	88,258	88,413	98,653	98,961	209,985	208,313
* STATEWIDE TOTAL		300,744	299,161	259,701	257,484	296,517	289,123	623,320	615,464

GENERAL JURISDICTION

COURT OF COMMON PLEAS

Table XIII
OHIO COMMON PLEAS COURTS GENERAL JURISDICTION REPORT
COMPOSITE FORM A FOR THE ENTIRE STATE
GENERAL JURISDICTION TOTALS 1979 vs 1978

	YEAR	PERSONAL INJURY	WORKMEN'S COMP.	APPROPRI- ATIONS	CRIMINAL CASES	ALL OTHER CASES	TOTAL
CASES PENDING FIRST DAY OF PERIOD	1979	24,213	2,075	479	7,576	32,164	66,507
	1978	23,383	1,742	537	6,583	31,410	63,655
CASES FILED DURING PERIOD	1979	20,762	2,154	609	33,544	46,225	103,294
	1978	21,007	1,849	629	31,575	45,427	100,487
** CASES TERMINATED DURING PERIOD							
1) BY JURY TRIAL	1979	932	94	104	2,132	536	3,798
	1978	968	63	109	1,938	533	3,611
2) BY COURT TRIAL	1979	2,186	178	46	1,808	8,673	12,891
	1978	2,087	174	75	2,006	9,094	13,436
3) BY REASON OF PRE-TRIAL	1979	3,119	332	94	2,058	3,031	8,634
	1978	3,388	290	158	1,786	3,076	8,698
4) BY DISMISSAL W/O PREJUDICE	1979	2,252	316	66	3,872	8,490	14,996
	1978	2,077	278	63	3,885	8,033	14,336
5) BY DISMISSAL WITH PREJUDICE	1979	11,118	772	171	566	12,068	24,695
	1978	9,693	640	144	432	11,091	22,000
6) BY DEFAULT (INCLUDES GUILTY PLEAS IN CRIMINAL CASES)	1979	884	53	65	20,251	10,428	31,681
	1978	702	34	66	17,767	10,422	28,991
7) BY TRANSFER	1979	1,550	68	26	1,368	2,521	5,533
	1978	1,324	60	66	1,224	2,612	5,286
8) BY UNAVAILABILITY	1979				1,654		1,654
	1978				1,565		1,565
* TOTAL TERMINATIONS	1979	22,041	1,813	572	33,709	45,747	103,882
	1978	20,239	1,539	681	30,603	44,861	97,923
CASES PENDING LAST DAY OF PERIOD	1979	22,934	2,416	516	7,411	32,642	65,919
	1978	24,151	2,052	485	7,555	31,976	66,219
** RECAP OF PENDING CASES							
		24 MONTHS	12 MONTHS	6 MONTHS	6 MONTHS	12 MONTHS	TCTAL
NO. PENDING BEYOND INDICATED TIME	1979	2,131	641	273	252	9,128	12,425
	1978	2,181	527	161	156	9,298	12,323
PERCENT OF TOTAL NO. PENDING BEYOND INDICATED TIME	1979	9	27	53	3	28	19
	1978	9	26	33	2	29	19

Table XIV
COURT OF COMMON PLEAS

Criminal Cases

Arraigned and Terminated Comparisons (Statewide)

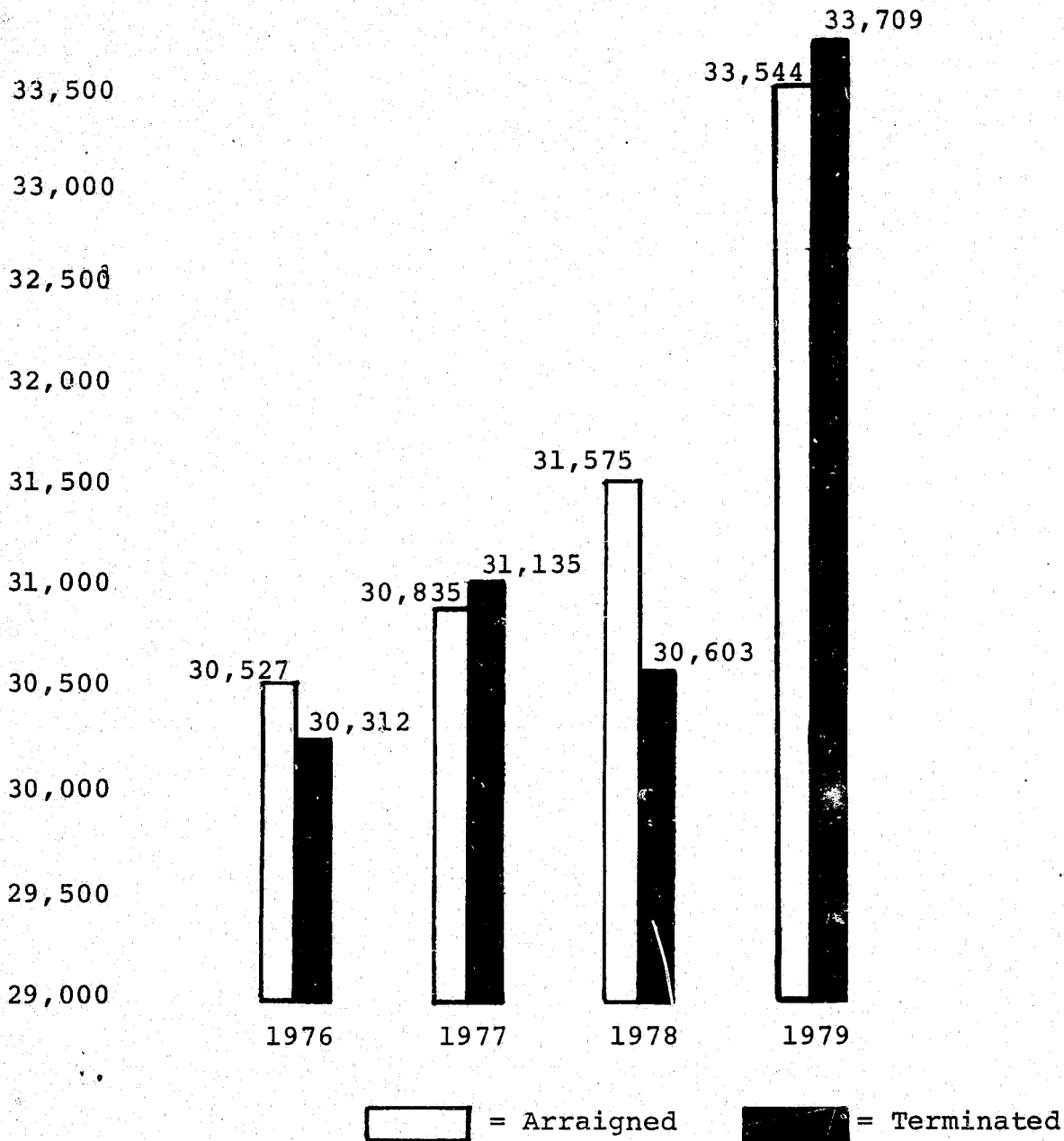


Table XV
 COURTS OF COMMON PLEAS CRIMINAL ARRAIGNMENTS AND TERMINATIONS
 1979

COUNTY	PEND AT BEGIN	ARRAIGNED	TERM	PEND AT END	TERMINATED BY-----							
					NOLLE PROS	DISMISS W/PREJ	GUILTY PLEA	COURT TRIAL	JURY TRIAL	PRE- TRIAL	BY TRANSFER	BY UNAVAIL
CUYAHOGA	2,323	8,524	9,126	1,721	1,342	147	5,232	300	580	929	248	348
HAMILTON	697	3,300	3,483	514	80	27	1,946	391	245	307	329	158
FRANKLIN	711	3,302	3,173	840	416	53	2,095	89	145	0	157	218
MONTGOMERY	427	1,965	1,887	505	213	30	1,330	62	75	0	32	145
SUMMIT	187	1,563	1,503	247	101	5	960	12	79	298	4	44
LUCAS	368	1,906	1,924	350	353	12	1,324	20	87	0	38	90
STARK	67	702	645	124	33	0	441	51	40	7	41	32
MAHONING	124	758	724	158	130	0	496	12	29	4	21	32
LORAIN	136	714	667	183	41	2	280	1	41	169	83	50
TRUMBULL	89	316	301	104	16	4	240	0	7	0	16	18
BUTLER	51	600	590	61	11	23	375	113	22	0	34	12
LAKE	48	447	402	93	60	0	250	3	32	2	36	19
CLARK	63	331	335	59	24	6	206	15	54	0	8	22
RICHLAND	137	452	484	105	107	13	225	32	37	5	32	33
PORTAGE	46	197	229	14	46	2	140	9	17	0	12	3
GREENE	44	331	261	114	6	0	205	12	14	0	11	13
ALLEN	81	248	283	46	16	4	190	9	12	0	35	17
COLUMBIANA	67	233	214	86	28	10	123	22	17	0	10	4
LICKING	31	226	224	33	20	2	127	11	37	1	9	17
ASHTABULA	26	97	94	29	2	0	63	0	17	0	4	8
JEFFERSON	16	62	59	19	2	0	41	2	11	0	3	0
CLERMONT	114	289	293	110	67	1	144	19	42	1	5	14
WOOD	21	149	138	32	10	0	96	0	14	6	5	7
WAYNE	49	154	155	48	30	0	100	3	9	0	5	8
WARREN	42	194	174	62	6	0	120	5	21	0	1	21
MIAMI	33	182	180	35	2	0	146	7	21	0	1	3
MEDINA	50	169	184	35	9	0	123	8	13	0	1	30
BELMONT	84	153	150	87	40	0	57	25	16	0	12	0
MUSKINGUM	48	183	175	56	5	1	147	1	18	0	1	2
TUSCARAWAS	51	146	143	54	17	4	107	0	7	0	1	7
SCIOTO	166	357	410	113	13	85	1	23	39	197	48	4
ERIE	6	200	184	22	18	0	102	41	10	0	0	13
FAIRFIELD	24	162	167	19	8	1	9	2	18	123	6	0
MARION	26	188	184	30	23	0	141	7	4	1	5	3
GEAUGA	29	119	100	48	13	2	60	2	14	0	4	5
HANCOCK	38	261	216	83	0	1	181	3	18	0	5	8
ROSS	32	367	372	27	39	1	131	145	31	0	14	11
SANDUSKY	43	144	143	44	37	0	81	2	6	0	6	11
SENECA	19	105	74	50	1	8	53	0	11	0	0	1
WASHINGTON	17	76	77	16	3	0	54	1	16	0	2	1

Table XV, cont'd
 COURTS OF COMMON PLEAS CRIMINAL ARRAIGNMENTS AND TERMINATIONS
 1979

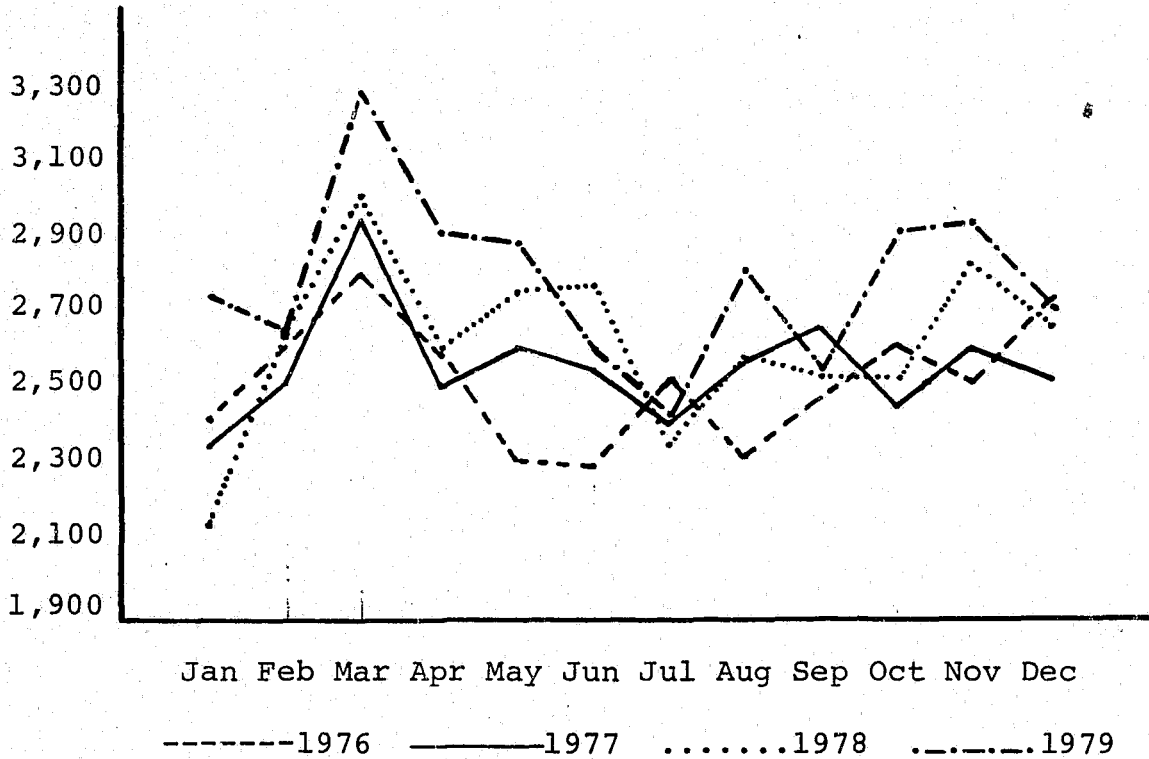
COUNTY	PEND AT BEGIN	ARRAIGNED	TERM	PEND AT END	-----TERMINATED BY-----							
					NOLLE PROS	DISMISS W/PREJ	GUILTY PLEA	COURT TRIAL	JURY TRIAL	PRE- TRIAL	BY TRANSFER	BY UNAVAIL
LAWRENCE	7	175	171	11	24	0	34	0	2	0	34	77
ATHENS	35	111	111	35	4	18	62	1	19	0	0	7
CRAWFORD	45	125	125	45	0	29	30	58	5	0	0	3
HURON	89	186	217	58	69	0	94	19	4	0	0	31
DARKE	54	144	143	55	19	3	88	2	7	0	19	5
ASHLAND	21	101	96	26	20	2	67	3	4	0	0	0
DELAWARE	16	128	83	61	15	0	50	1	13	0	0	4
KNCX	1	46	46	1	5	0	37	0	4	0	0	0
PICKAWAY	42	196	192	46	25	0	130	8	13	0	0	16
AUGLAIZE	38	72	85	25	4	1	60	0	7	1	4	8
SHELBY	39	136	97	78	15	0	62	1	2	0	0	17
GUERNSEY	45	71	97	19	5	2	78	1	5	0	0	6
OTTAWA	11	72	63	20	0	12	39	1	6	4	0	1
DEFIANCE	34	92	99	27	8	0	85	4	2	0	0	0
MERCER	2	51	49	4	3	0	0	44	1	0	0	1
LOGAN	37	66	73	30	4	3	59	3	4	0	0	0
PREBLE	18	51	56	13	0	17	36	1	1	0	0	1
WILLIAMS	10	106	92	24	18	0	61	4	8	0	0	1
COSHOCTON	18	58	65	11	2	0	0	55	7	0	1	0
FULTON	9	78	67	20	10	0	48	0	5	0	4	0
CLINTON	4	48	37	15	4	0	28	0	3	0	0	2
PUTNAM	9	53	51	11	3	0	24	10	9	0	4	1
HARDIN	2	21	17	6	1	0	10	1	1	0	1	3
CHAMPAIGN	45	85	87	43	0	21	62	1	2	0	1	0
VAN WERT	28	74	94	8	30	0	40	13	6	0	3	2
HIGHLAND	23	128	138	13	41	0	45	46	6	0	0	0
MADISON	23	59	69	13	15	2	47	1	4	0	0	0
PERRY	17	17	30	4	3	0	0	19	5	0	1	2
JACKSON	2	45	42	5	1	1	39	0	0	0	0	1
HENRY	5	46	39	12	0	2	35	0	2	0	2	0
BROWN	26	87	87	26	20	1	55	6	3	0	0	0
FAYETTE	29	82	74	37	9	2	52	0	9	0	1	1
GALLIA	3	32	23	12	9	0	12	0	1	0	1	0
UNION	12	140	132	20	21	1	101	0	5	0	0	4
HOLMES	0	41	27	14	3	1	22	0	1	0	0	0
WYANDOT	3	25	17	11	3	0	5	7	1	0	0	1
CARROLL	16	52	59	9	4	0	53	1	1	0	0	0
MORROW	25	107	84	52	6	0	69	0	3	0	1	5
HOCKING	11	95	84	22	17	1	48	0	5	0	0	13
MEIGS	22	52	68	6	12	0	48	2	4	0	2	0

Table XV, cont'd
 COURTS OF COMMON PLEAS CRIMINAL ARRAIGNMENTS AND TERMINATIONS
 1979

COUNTY	PEND AT BEGIN	ARRAIGNED	TERM	PEND AT END	-----TERMINATED BY-----							
					NOLLE PROS	DISMISS W/PREJ	GUILTY PLEA	COURT TRIAL	JURY TRIAL	PRE- TRIAL	BY TRANSFER	BY UNAVAIL
PAULDING	15	74	75	14	9	1	53	4	3	0	3	2
PIKE	0	28	21	7	1	0	13	4	3	0	0	0
ADAMS	19	92	79	22	10	0	59	0	4	0	0	6
HARRISON	1	30	22	9	0	0	22	0	0	0	0	0
MONROE	9	24	28	5	6	1	0	17	3	0	0	1
MORGAN	10	29	32	7	4	0	25	0	1	1	1	0
NOBLE	2	19	21	0	0	0	20	0	1	0	0	0
VINTON	9	32	18	23	2	1	2	10	1	2	0	0
STATE RECAP	7,576	33,544	33,709	7,411	3,872	566	20,251	1,808	2,132	2,058	1,368	1,654

Table XVI
COMMON PLEAS

Criminal Arraignments per Month (Statewide)



	<u>Arraignments</u> 1976	<u>Arraignments</u> 1977	<u>Arraignments</u> 1978	<u>Arraignments</u> 1979
Jan	2,463	2,379	2,168	2,765
Feb	2,657	2,522	2,647	2,652
Mar	2,806	2,961	3,013	3,267
Apr	2,620	2,515	2,602	2,916
May	2,367	2,612	2,773	2,899
Jun	2,311	2,566	2,787	2,608
Jul	2,534	2,401	2,372	2,420
Aug	2,350	2,574	2,584	2,820
Sep	2,495	2,678	2,545	2,556
Oct	2,629	2,470	2,544	2,932
Nov	2,535	2,618	2,855	2,965
Dec	2,760	2,539	2,685	2,744

Table XVII
COMPARISON OF FELONY CASE ACTIVITY
ANNUAL REPORT 1979

	***** LIMITED ***** * JURISDICTION * ***** LEVEL *****		*** COMMON PLEAS *** *** LEVEL ***		**** APPELLATE **** **** LEVEL ****	
	FILINGS	BINDOVERS	ARRAIGNMENTS	TERMINATIONS	FILINGS	TERMINATIONS
FIRST DISTRICT						
BUTLER	1,490	1,109	600	590		
CLERMONT	510	513	289	293		
CLINTON	127	67	48	37		
HAMILTON	5,652	4,399	3,300	3,483		
WARREN	493	317	194	174		
DISTRICT TOTALS	8,272	6,405	4,431	4,577	493	407
SECOND DISTRICT						
CHAMPAIGN	82	62	85	87		
CLARK	681	239	331	335		
CARKE	0	0	144	143		
FAYETTE	54	45	82	74		
GREENE	262	209	331	261		
MADISON	85	57	59	69		
MIAMI	295	209	182	180		
MONTGOMERY	1,906	1,181	1,965	1,887		
PREBLE	0	0	51	56		
SHELBY	178	167	136	97		
DISTRICT TOTALS	3,543	2,169	3,366	3,189	202	192
THIRD DISTRICT						
ALLEN	269	233	248	283		
AUGLAIZE	36	4	72	85		
CRAWFORD	44	19	125	125		
DEFIANCE	107	32	92	99		
HANCOCK	95	52	261	216		
HARDIN	23	12	21	17		
HENRY	54	47	46	39		
LOGAN	45	26	66	73		
MARION	159	110	189	184		
MERCER	35	28	51	49		
PAULDING	44	23	74	75		
PUTNAM	42	39	53	51		
SENECA	221	151	108	74		
UNION	119	66	140	132		
VAN WERT	59	49	74	94		
WYANDOT	14	10	25	17		
DISTRICT TOTALS	1,366	901	1,641	1,613	101	106

Table XVII, cont'd
 COMPARISON OF FELONY CASE ACTIVITY
 ANNUAL REPORT 1979

	***** LIMITED ***** * JURISDICTION * ***** LEVEL *****		*** COMMON PLEAS *** *** LEVEL ***		***** APPELLATE ***** ***** LEVEL *****	
	FILINGS	BINDOVERS	ARRAIGN MENTS	TERMIN ATIONS	FILINGS	TERMIN ATIONS
FOURTH DISTRICT						
ADAMS	81	27	82	79		
ATHENS	156	73	111	111		
BROWN	133	100	87	87		
GALLIA	112	55	32	23		
HIGHLAND	151	101	128	138		
HOCKING	76	42	95	84		
JACKSON	44	40	45	42		
LAWRENCE	310	195	175	171		
MEIGS	39	12	52	68		
PICKAWAY	147	93	196	192		
PIKE	111	52	28	21		
ROSS	136	108	367	372		
SCIOTO	441	230	357	410		
VINTON	27	16	32	18		
WASHINGTON	158	96	76	77		
DISTRICT TOTALS	2,122	1,240	1,863	1,893	86	61
FIFTH DISTRICT						
ASHLAND	0	0	101	96		
COSHOCTON	49	27	58	65		
DELAWARE	115	22	128	83		
FAIRFIELD	176	152	162	167		
GUERNSEY	69	63	71	57		
HOLMES	80	25	41	27		
KNOX	57	36	46	46		
LICKING	160	0	226	224		
MORGAN	30	12	29	32		
MORROW	53	43	107	84		
MUSKINGUM	149	133	183	175		
PERRY	70	38	17	30		
RICHLAND	304	268	452	484		
STARK	1,602	837	702	645		
TUSCARAWAS	159	110	146	143		
DISTRICT TOTALS	3,073	1,766	2,469	2,398	172	151
SIXTH DISTRICT						
ERIE	574	302	200	184		
FULTON	100	56	78	67		
HURON	14	10	186	217		

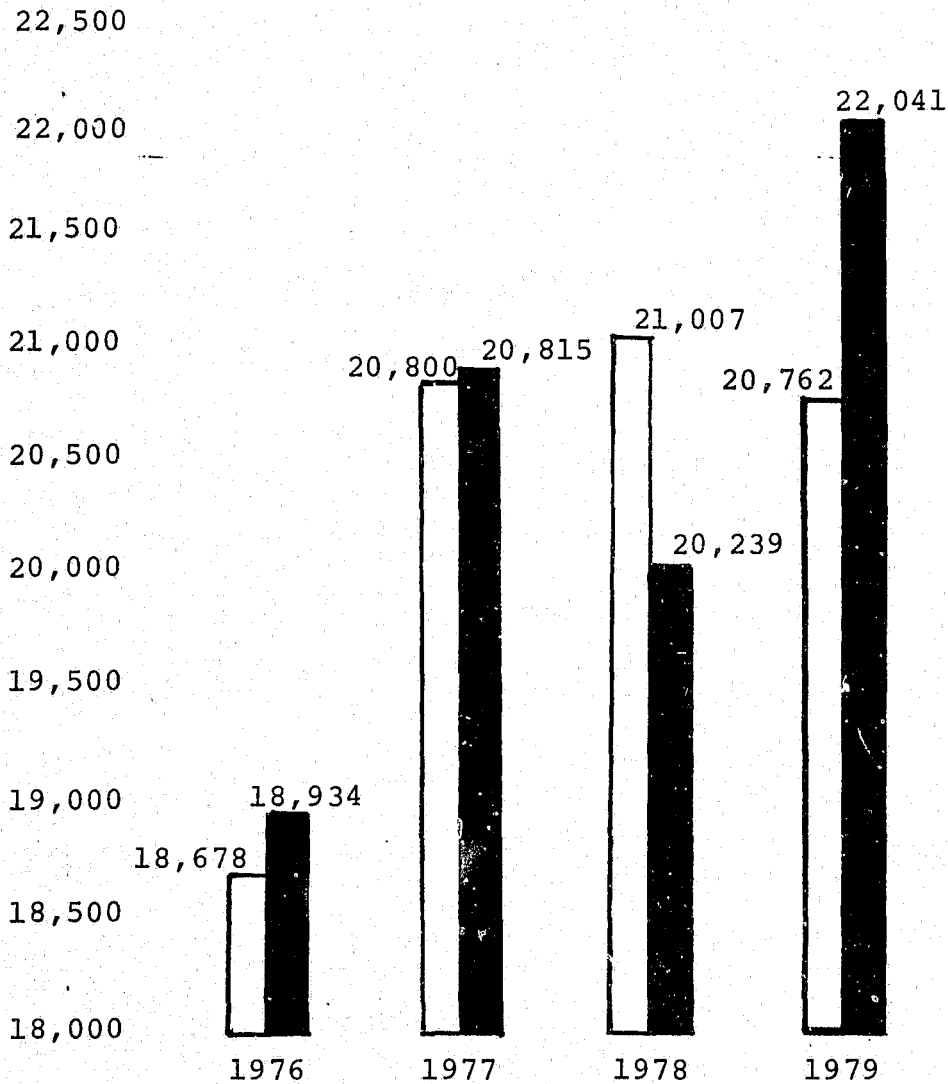
Table XVII, cont'd
 COMPARISON OF FELONY CASE ACTIVITY
 ANNUAL REPORT 1979

	***** LIMITED ***** * JURISDICTION * ***** LEVEL *****		*** COMMON PLEAS *** *** LEVEL ***		**** APPELLATE **** **** LEVEL ****	
	FILINGS	BINDOVERS	ARRAIGNMENTS	TERMINATIONS	FILINGS	TERMINATIONS
LUCAS	3,643	1,679	1,906	1,924		
OTTAWA	118	54	72	63		
SANDUSKY	107	82	144	143		
WILLIAMS	49	10	106	92		
WOOD	304	156	149	138		
DISTRICT TOTALS	4,909	2,349	2,841	2,828	138	154
SEVENTH DISTRICT						
BELMONT	176	119	153	150		
CARROLL	80	14	52	59		
COLUMBIANA	284	209	233	214		
HARRISON	63	49	30	22		
JEFFERSON	284	117	62	59		
MAHONING	1,627	1,398	758	724		
MONROE	26	26	24	28		
NOBLE	12	11	19	21		
DISTRICT TOTALS	2,552	1,942	1,331	1,277	62	30
EIGHTH DISTRICT						
CUYAHOGA	9,390	5,824	8,524	9,126		
DISTRICT TOTALS	9,390	5,824	8,524	9,126	465	515
NINTH DISTRICT						
LORAIN	1,218	836	714	667		
MEDINA	152	92	169	184		
SUMMIT	2,919	1,981	1,563	1,503		
WAYNE	232	100	154	155		
DISTRICT TOTALS	4,521	3,009	2,600	2,509	183	166
TENTH DISTRICT						
FRANKLIN	4,996	2,164	3,302	3,173		
DISTRICT TOTALS	4,996	2,164	3,302	3,173	162	144
ELEVENTH DISTRICT						
ASHTABULA	332	229	97	94		
GEAUGA	67	58	119	100		
LAKE	884	730	447	402		
PORTAGE	853	128	197	229		
TRUMBULL	1,124	699	316	301		
DISTRICT TOTALS	3,260	1,844	1,176	1,126	79	81
STATE-RECAP	48,004	29,614	33,544	33,709	2,143	2,007

Table XVIII
COURT OF COMMON PLEAS

Personal Injury Cases

Filed and Terminated Comparisons (Statewide)



□ = Filed

■ = Terminated

Table XIX
COURTS OF COMMON PLEAS PERSONAL INJURY FILINGS AND TERMINATIONS
1979

COUNTY	PEND AT BEGIN	FILED	TERM	PEND AT END	-----TERMINATED BY-----						
					DISMISS W/O PREJ	DISMISS W/PREJ	PRE- TRIAL	DEFAULT	COURT TRIAL	JURY TRIAL	TRANSFER
CUYAHOGA	9,153	8,395	9,627	7,921	994	3,762	1,710	447	1,604	202	908
HAMILTON	1,859	1,545	1,476	1,928	107	676	371	20	126	53	123
FRANKLIN	2,305	1,712	1,776	2,241	176	1,303	88	36	41	82	50
MONTGOMERY	686	684	630	740	52	422	1	71	16	51	17
SUMMIT	1,056	1,174	1,102	1,128	103	682	140	35	9	94	39
LUCAS	1,073	1,095	1,076	1,092	164	780	6	46	14	29	37
STARK	517	597	579	535	51	348	47	6	38	46	43
MAHONING	887	602	578	911	34	430	3	29	28	25	29
LCRAIN	605	456	526	535	77	256	87	32	23	24	27
TRUMBULL	728	256	318	666	37	235	0	3	24	18	1
BUTLER	418	445	449	414	15	195	54	12	16	22	135
LAKE	470	306	480	296	61	231	76	14	54	18	26
CLARK	120	99	125	94	15	80	0	1	15	6	8
RICHLAND	215	151	121	245	2	75	13	3	8	13	7
PORTAGE	186	130	189	127	31	71	12	17	15	30	13
GREENE	108	102	102	108	8	13	47	3	14	4	13
ALLEN	127	95	106	116	28	35	29	4	3	5	2
COLUMBIANA	131	98	109	120	5	77	2	12	2	8	3
LICKING	67	75	67	75	12	45	1	0	4	4	1
ASHTABULA	182	139	129	192	7	53	43	8	2	8	8
JEFFERSON	360	128	166	322	52	81	18	7	3	1	4
CLERMONT	97	105	89	113	15	26	23	8	8	8	1
WOOD	108	125	101	132	7	53	22	3	4	8	4
WAYNE	90	69	79	80	6	57	3	2	0	10	1
WARREN	75	107	65	117	5	41	0	7	4	6	2
MIAMI	72	70	78	64	8	49	1	4	7	6	3
MEDINA	141	133	154	120	15	97	9	4	16	8	5
BELMONT	147	45	40	152	0	34	0	0	1	3	2
MUSKINGUM	72	69	50	91	13	18	14	0	2	2	1
TUSCARAWAS	98	71	72	97	6	38	12	7	4	5	0
SCIOTO	141	61	75	127	4	32	24	2	4	4	5
ERIE	124	170	181	113	31	107	0	6	6	30	1
FAIRFIELD	60	44	45	59	1	36	1	1	2	4	0
MARION	87	82	69	100	5	14	36	1	6	4	3
GEAUGA	79	108	82	105	4	44	24	0	0	7	3
HANCOCK	19	47	31	35	3	19	2	1	2	3	1
ROSS	48	35	47	36	4	9	14	1	8	9	2
SANDUSKY	102	84	82	104	1	6	58	3	2	4	8
SENECA	41	34	30	45	1	24	1	1	0	3	0
WASHINGTON	34	27	40	21	3	33	0	0	1	3	0
LAWRENCE	149	76	78	147	8	33	29	2	1	3	2

Table XIX, cont'd
 COURTS OF COMMON PLEAS PERSONAL INJURY FILINGS AND TERMINATIONS
 1979

COUNTY	PEND AT BEGIN	FILED	P TEPM	PEND AT END	TERMINATED BY-----						
					DISMISS W/O PREJ	DISMISS W/PREJ	PRE- TRIAL	DEFAULT	COURT TRIAL	JURY TRIAL	TRANSFER
ATHENS	42	17	24	35	1	19	0	0	0	4	0
CRAWFORD	47	30	35	42	0	25	0	0	1	5	0
HURON	115	46	57	104	1	48	0	1	3	4	0
DAPKE	23	24	17	30	2	12	0	0	3	0	0
ASHLAND	29	36	31	34	10	15	2	3	1	0	0
DELAWARE	48	52	27	73	0	2	22	0	0	2	1
KNOX	8	25	23	10	0	17	0	0	2	3	1
PICKAWAY	39	69	49	59	7	23	7	7	6	4	0
AUGLAIZE	27	17	27	17	8	14	0	2	0	2	1
SHELBY	39	13	30	22	3	15	8	0	3	1	0
GUERNSEY	41	15	20	36	1	15	0	0	2	2	0
OTTAWA	82	29	30	81	2	15	7	0	1	4	1
DEFIANCE	27	32	29	30	4	23	0	0	0	2	0
MERCER	36	16	16	36	1	13	0	0	2	0	0
LOGAN	39	38	21	56	1	18	0	1	0	0	1
PROBLE	21	23	14	30	0	12	1	1	0	0	0
WILLIAMS	47	33	31	49	10	15	2	1	2	1	0
COSHOCTON	23	24	11	36	2	7	1	0	0	1	0
FULTON	34	28	27	35	2	21	0	0	2	0	2
CLINTON	9	25	11	23	1	10	0	0	0	0	0
PUTNAM	17	17	16	18	2	5	2	1	5	0	1
HARDIN	24	13	10	27	1	7	1	0	0	1	0
CHAMPAIGN	17	25	15	27	0	13	0	2	0	0	0
VAN WERT	15	21	19	17	1	8	7	0	1	2	0
HIGHLAND	22	13	15	20	0	2	12	0	1	0	0
MADISON	13	16	12	17	0	11	0	0	0	1	0
PERRY	7	3	5	5	1	0	3	0	0	1	0
JACKSON	31	23	20	34	0	15	0	0	2	3	0
HENRY	18	13	12	18	2	2	7	0	2	0	0
BROWN	24	3	12	15	2	6	0	2	2	0	0
FAYETTE	19	14	16	17	2	12	0	1	0	1	0
GALLIA	14	17	17	14	0	17	0	0	0	0	0
UNION	29	22	18	33	2	3	11	0	2	0	0
HOLMES	16	7	1	22	0	1	0	0	0	0	0
WYANDOT	10	8	8	10	2	6	0	0	0	0	0
CARROLL	21	10	11	20	0	11	0	0	0	0	0
MORROW	15	11	2	24	0	0	2	0	0	0	0
HOCKING	6	21	7	20	0	5	0	1	0	1	0
MEIGS	7	8	9	6	2	6	0	0	1	0	0
PAULding	8	7	10	5	1	5	1	0	3	0	0
PIKE	11	8	7	12	0	0	5	0	1	1	0

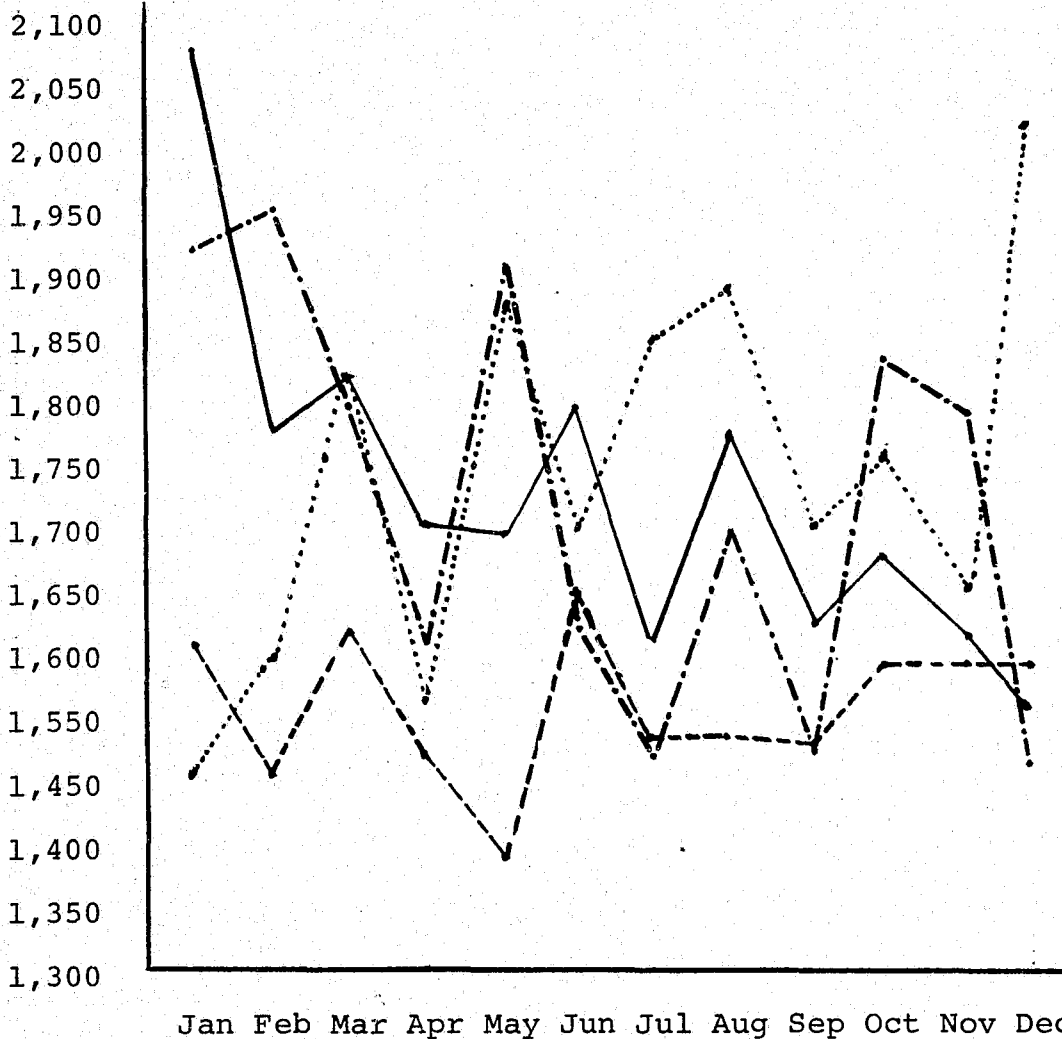
Table XIX, cont'd
 COURTS OF COMMON PLEAS PERSONAL INJURY FILINGS AND TERMINATIONS
 1979

COUNTY	PEND AT BEGIN	FILED	TERM	PEND AT END	-----TERMINATED BY-----						
					DISMISS W/O PREJ	DISMISS W/PREJ	PRE- TRIAL	DEFAULT	COURT TRIAL	JURY TRIAL	TRANSFER
ADAMS	20	14	15	19	3	8	0	1	0	0	3
HARRISON	9	11	11	9	0	7	0	1	0	2	1
MONROE	9	7	4	12	0	3	0	0	0	1	0
MORGAN	10	7	12	5	3	5	1	0	1	2	0
NOBLE	2	3	1	4	0	0	0	0	0	1	0
VINTON	6	2	6	2	1	1	1	0	0	3	0
STATE RECAP	24,213	20,762	22,041	22,934	2,252	11,118	3,119	884	2,186	932	1,550

Table XX
COMMON PLEAS

Personal Injury Filings per Month

Filings



	-----1976	—————19771978	-.-.-.1979
	<u>Filings</u>	<u>Filings</u>	<u>Filings</u>	<u>Filings</u>
	1976	1977	1978	1979

Jan	1,604	2,091	1,468	1,938
Feb	1,461	1,770	1,608	1,959
Mar	1,628	1,842	1,844	1,815
Apr	1,509	1,717	1,579	1,621
May	1,397	1,704	1,877	1,919
Jun	1,666	1,812	1,712	1,631
Jul	1,530	1,638	1,858	1,509
Aug	1,534	1,776	1,885	1,701
Sep	1,532	1,625	1,719	1,527
Oct	1,605	1,663	1,756	1,842
Nov	1,604	1,618	1,662	1,808
Dec	1,608	1,544	2,039	1,492

CONTINUED

1 OF 3

Table XXI
 COURTS OF COMMON PLEAS OTHER CIVIL CASES
 (INCLUDING WORKMAN'S COMPENSATION AND APPROPRIATIONS)
 1979

COUNTY	PEND AT BEGIN	FILED	TERM	PEND AT END	-----TERMINATED BY-----						
					DISMISSAL W/O PREJUDICE	DISMISSAL WITH PREJUDICE	PRE- TRIAL	DEFAULT	COURT TRIAL	JURY TRIAL	TRANSFER
CUYAHOGA	6,199	7,184	7,326	6,063	1,514	1,563	850	338	2,554	73	428
HAMILTON	2,371	3,033	2,897	2,507	439	819	574	318	489	26	232
FRANKLIN	2,939	4,906	4,690	3,155	942	2,192	74	969	317	72	124
MONTGOMERY	1,667	2,714	2,545	1,836	297	821	2	1,265	80	20	60
SUMMIT	1,273	2,323	1,961	1,635	318	859	127	479	79	33	66
LUCAS	557	1,950	1,800	1,107	378	803	17	396	129	22	55
STARK	450	1,113	1,024	539	117	433	58	158	181	25	52
MAHONING	1,346	1,940	1,606	1,680	245	376	13	687	204	13	68
LACRAIN	856	1,079	976	959	218	235	117	195	158	15	38
TRUMBULL	1,449	1,064	1,071	1,442	260	329	0	130	304	39	9
BUTLER	696	1,033	1,192	537	193	225	155	232	131	16	240
LAKE	1,007	905	1,186	726	271	286	148	116	263	33	69
CLARK	328	652	640	340	108	99	0	103	216	7	107
RICHLAND	283	463	271	375	32	118	6	59	130	10	16
PORTAGE	600	1,016	1,016	600	163	138	40	111	186	19	359
GREENE	274	650	671	253	129	33	78	94	305	9	23
ALLEN	253	418	468	203	170	67	25	107	91	2	6
COLUMBIANA	311	615	642	283	61	176	15	264	78	14	35
LICKING	230	410	438	202	150	86	54	72	54	10	12
ASHTABULA	456	510	560	406	100	101	76	195	43	2	43
JEFFERSON	365	608	666	307	142	91	42	173	168	23	27
CLERMONT	651	684	843	492	165	140	113	172	207	28	18
WOOD	141	343	302	182	41	71	55	42	68	6	19
WAYNE	158	310	219	249	31	75	12	52	32	7	10
WARREN	424	542	564	402	189	155	17	121	54	15	13
MIAMI	121	346	332	135	49	54	1	171	37	3	17
MEHINA	310	464	463	311	82	129	12	57	133	7	43
BELMONT	740	374	332	782	6	114	0	139	39	2	32
MUSKINGUM	286	347	357	276	68	43	79	136	22	2	7
TUSCARAWAS	445	354	370	429	103	79	18	99	59	7	5
SCIOTO	316	456	399	373	34	100	48	31	121	12	53
ERIE	186	291	347	130	62	121	1	89	52	12	10
FAIRFIELD	163	469	444	188	76	65	18	266	13	2	4
MARION	173	229	223	179	49	11	60	23	63	5	12
GEAUGA	179	302	277	204	45	59	55	31	67	6	14
HANCOCK	85	268	219	134	35	64	2	49	44	9	16
ROSS	124	387	340	171	68	58	37	30	129	6	12
SANCUKY	229	168	230	167	21	11	95	48	46	1	8
SENECA	98	155	153	100	15	46	1	82	5	3	1
WASHINGTON	62	301	252	111	55	25	0	35	132	3	2
LAWRENCE	428	500	507	421	126	67	13	211	28	7	55

Table XXI, cont'd
 COURTS OF COMMON PLEAS OTHER CIVIL CASES
 (INCLUDING WORKMAN'S COMPENSATION AND APPROPRIATIONS)
 1979

COUNTY	PEND AT BEGIN	FILED	TERM	PEND AT END	-----TERMINATED BY-----							
					DISMISSAL W/O PREJUDICE	DISMISSAL WITH PREJUDICE	PRE- TRIAL	DEFAULT	COURT TRIAL	JURY TRIAL	TRANSFER	
ATHEMS	108	264	242	130	11	74	2	135	12	4	4	
CRAWFORD	202	267	275	194	4	139	0	69	58	5	0	
HURON	309	187	195	301	56	78	3	50	4	3	1	
DARKE	177	300	296	181	38	68	6	98	75	6	5	
ASHLAND	111	198	206	103	41	44	9	89	17	5	1	
DELAWARE	111	228	183	156	55	21	22	1	79	3	2	
KNOX	63	270	265	68	15	49	0	61	133	1	6	
PICKAWAY	82	209	188	103	70	22	19	11	45	3	18	
AUGLAIZE	69	115	112	72	31	23	1	38	8	4	7	
SHELBY	96	111	113	94	20	22	8	42	19	1	1	
GUERNSEY	299	230	213	316	13	119	0	62	12	7	0	
OTTAWA	78	127	92	123	7	33	7	11	21	2	1	
DEFIANCE	89	133	104	118	18	21	0	33	31	1	0	
MERCER	131	63	78	116	26	18	0	0	32	1	1	
LOGAN	74	127	128	73	23	39	0	45	20	0	1	
PREBLE	131	178	150	159	15	51	15	52	12	1	4	
WILLIAMS	72	131	103	100	39	30	4	5	19	3	3	
COSHOCTON	76	134	141	69	66	10	4	58	1	2	0	
FULTON	98	273	277	94	15	100	0	81	33	0	48	
CLINTON	47	87	89	45	20	15	9	18	23	3	1	
PUTNAM	52	170	168	54	23	27	3	39	72	0	4	
HARDIN	83	104	118	69	20	22	14	15	43	1	3	
CHAMPAIGN	66	109	102	73	33	26	1	21	10	4	7	
VAN WERT	43	64	63	44	10	23	3	9	9	0	9	
HIGHLAND	146	159	164	141	12	20	31	15	79	5	2	
MADISON	142	247	256	133	78	43	0	70	63	1	1	
PERCY	233	210	275	168	80	34	36	50	60	6	9	
JACKSON	91	138	166	63	21	56	0	45	37	4	3	
HENRY	37	114	123	28	10	4	15	22	67	1	4	
BROWN	272	271	323	220	48	73	3	164	33	2	0	
FAYETTE	59	89	79	69	11	30	1	27	8	2	0	
GALLIA	40	107	106	41	34	18	0	4	40	0	10	
UNION	63	88	88	63	8	10	35	10	23	2	0	
HOLMES	168	127	124	171	28	34	12	37	13	0	0	
WYANDOT	43	73	64	52	17	18	0	18	9	1	1	
CARROLL	155	163	229	89	55	47	18	88	19	1	1	
MORROW	249	158	158	249	2	42	1	104	7	2	0	
HOCKING	55	135	127	63	14	31	3	61	16	2	0	
MEIGS	85	84	116	53	44	14	2	49	6	1	0	
PAULDING	93	173	204	62	39	26	2	108	12	3	14	
PIKE	94	117	119	92	27	0	15	30	45	2	0	

Table XXI, cont'd
 COURTS OF COMMON PLEAS OTHER CIVIL CASES
 (INCLUDING WORKMAN'S COMPENSATION AND APPROPRIATIONS)
 1979

COUNTY	PEND AT BEGIN	FILED	TERM	PEND AT END	-----TERMINATED BY-----						
					DISMISSAL W/O PREJUDICE	DISMISSAL WITH PREJUDICE	PRE- TRIAL	DEFAULT	COURT TRIAL	JURY TRIAL	TRANSFER
ADAMS	80	132	148	64	39	29	9	37	16	5	13
HARPISON	87	108	130	65	8	17	0	90	6	3	6
MCNROE	68	72	76	64	13	10	0	34	17	1	1
MORGAN	59	105	76	88	15	12	16	19	9	3	2
NCBLE	43	56	102	37	2	28	0	68	3	1	0
VINTON	60	67	74	53	31	4	20	8	10	0	1
STATE RECAP	34,718	48,988	48,132	35,574	8,872	13,011	3,457	10,546	9,897	734	2,615

COMMENTS ON TABLE XXI

For convenience purposes we have combined the Workmen's Compensation, Appropriation and Other Case Categories as they appeared in the report forms submitted by the individual General Division judges. The following are the statewide totals for the three categories, listed separately.

Table XXI, cont'd
COURTS OF COMMON PLEAS

WORKMEN'S COMPENSATION

	PEND AT BEGIN	FILED	TERM	PEND AT END	-----TERMINATED BY-----						
					DISMISSAL W/O PREJUDICE	DISMISSAL WITH PREJUDICE	PRE- TRIAL	DEFAULT	COURT TRIAL	JURY TRIAL	TRANSFER
STATE RECAP	2,075	2,154	1,813	2,416	316	772	332	53	178	94	68

APPROPRIATIONS

	PEND AT BEGIN	FILED	TERM	PEND AT END	-----TERMINATED BY-----						
					DISMISSAL W/O PREJUDICE	DISMISSAL WITH PREJUDICE	PRE- TRIAL	DEFAULT	COURT TRIAL	JURY TRIAL	TRANSFER
STATE RECAP	479	609	572	516	66	171	94	65	46	104	26

ALL OTHER

	PEND AT BEGIN	FILED	TERM	PEND AT END	-----TERMINATED BY-----						
					DISMISSAL W/O PREJUDICE	DISMISSAL WITH PREJUDICE	PRE- TRIAL	DEFAULT	COURT TRIAL	JURY TRIAL	TRANSFER
STATE RECAP	32,164	46,225	45,747	32,642	8,490	12,068	3,031	10,428	8,673	536	2,521

Common Pleas
Table XXII

Continuances Requested and Granted

<u>County</u>	<u>Number Requested</u>	<u>Number Granted</u>	<u>Engaged Counsel</u>	<u>Reasons</u>			<u>Other</u>
				<u>Witness Unavail.</u>	<u>Ill.</u>	<u>Vac.</u>	
Adams	6	6	3	1	0	0	2
Allen	4	3	2	1	0	0	1
Ashland	1	1	0	0	0	0	1
Ashtabula	0	0	0	0	0	0	0
Athens	28	28	9	3	4	0	12
Auglaize	57	51	12	9	4	2	30
Belmont	70	70	10	7	6	4	43
Brown	0	0	0	0	0	0	0
Butler	178	176	50	29	20	24	55
Carroll	81	81	0	5	9	11	56
Champaign	8	8	2	1	1	0	4
Clark	79	79	3	28	4	3	41
Clermont	61	61	5	6	1	2	47
Clinton	15	10	1	1	5	2	6
Columbiana	20	20	2	0	1	1	16
Coshocton	15	15	0	2	5	1	7
Crawford	3	3	1	0	0	0	2
Cuyahoga	36	35	6	6	5	2	17
Darke	68	67	2	4	9	12	41
Defiance	15	15	3	0	1	1	10
Delaware	25	24	15	4	0	3	3
Erie	149	138	60	23	4	18	44
Fairfield	8	8	0	2	1	1	4
Fayette	10	10	3	3	0	0	4
Franklin	967	897	273	233	62	79	250
Fulton	19	14	3	5	0	0	11
Gallia	13	13	5	2	1	1	4
Geauga	93	88	18	14	4	6	46
Greene	2	2	0	1	0	1	0
Guernsey	74	48	2	12	8	1	25
Hamilton	418	372	63	167	33	13	96
Hancock	76	74	10	7	9	14	36
Hardin	8	8	4	1	2	1	0
Harrison	1	1	0	0	0	0	1
Henry	5	5	0	1	1	1	2
Highland	8	8	0	0	3	0	5
Hocking	8	8	3	0	0	2	3
Holmes	7	7	3	2	0	0	2
Huron	22	22	3	5	4	3	7
Jackson	15	14	2	2	2	3	6
Jefferson	36	36	2	5	1	5	23
Knox	0	0	0	0	0	0	0
Lake	136	115	46	29	22	12	27
Lawrence	149	100	40	6	23	4	76
Licking	107	104	32	11	6	4	54

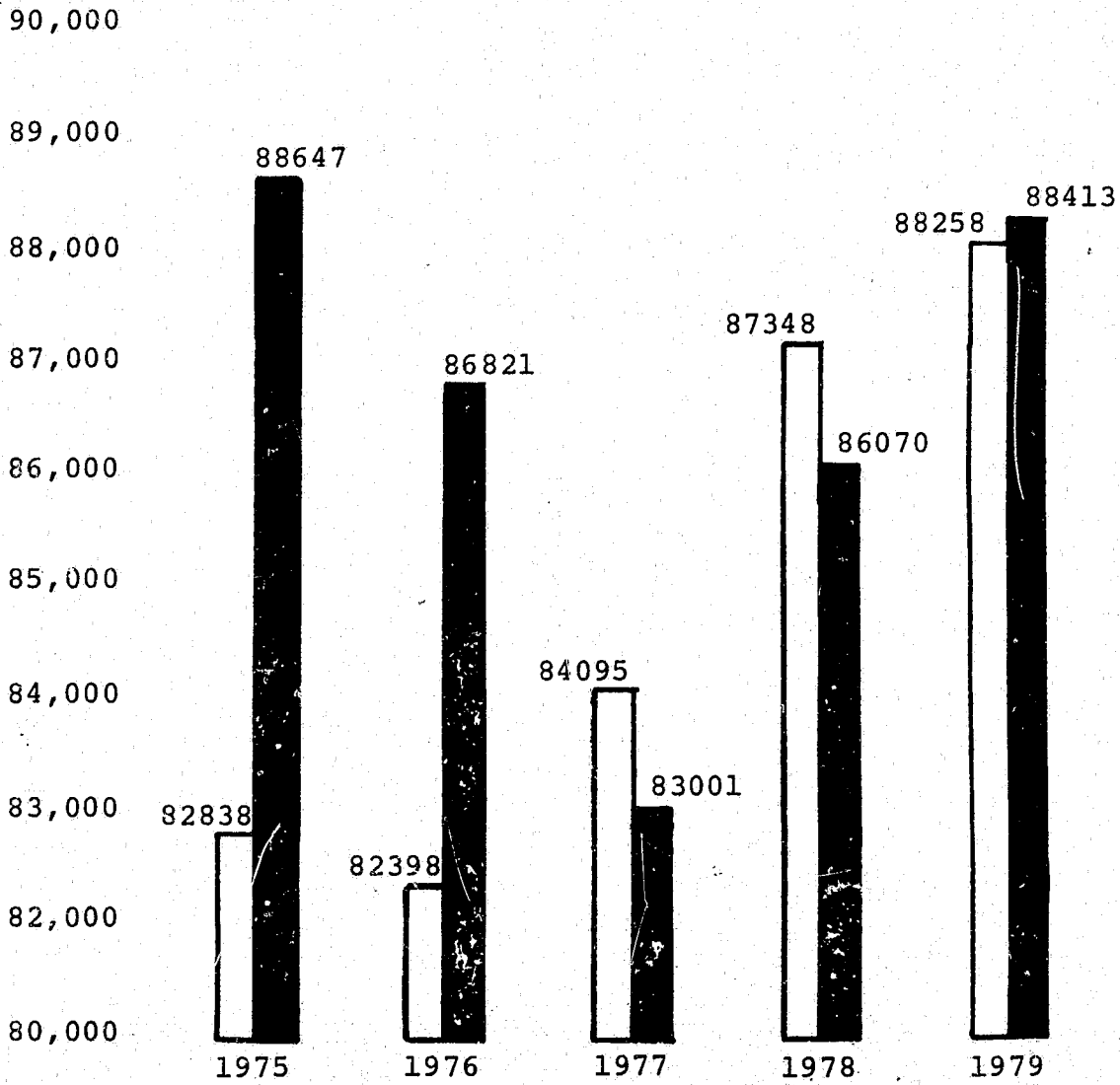
Table XXII, contd.

<u>County</u>	<u>Number Requested</u>	<u>Number Granted</u>	<u>Engaged Counsel</u>	<u>Reasons</u>			
				<u>Witness Unavail.</u>	<u>Ill.</u>	<u>Vac.</u>	<u>Other</u>
Logan	0	0	0	0	0	0	0
Lorain	113	99	49	32	2	10	20
Lucas	672	647	230	62	30	6	324
Madison	13	13	3	2	1	6	1
Mahoning	52	52	17	7	8	6	14
Marion	9	9	2	2	1	0	4
Medina	75	62	26	3	9	9	15
Meigs	10	10	0	0	0	0	10
Mercer	0	0	0	0	0	0	0
Miami	52	45	10	13	2	2	25
Monroe	8	8	0	1	0	0	7
Montgomery	250	249	44	43	27	12	124
Morgan	12	11	4	3	0	0	5
Morrow	3	3	0	2	0	0	1
Muskingum	11	11	1	3	2	1	4
Noble	0	0	0	0	0	0	0
Ottawa	0	0	0	0	0	0	0
Paulding	19	19	6	1	3	3	6
Perry	16	16	1	0	13	0	2
Pickaway	58	58	32	3	2	1	20
Pike	3	2	1	0	1	0	1
Portage	73	73	11	4	9	5	44
Preble	60	60	6	11	0	4	39
Putnam	11	11	1	2	0	0	8
Richland	64	61	13	10	13	3	25
Ross	26	26	2	1	6	1	16
Sandusky	6	6	2	2	0	0	2
Scioto	12	12	3	4	1	0	4
Seneca	153	147	33	44	15	3	58
Shelby	26	26	0	2	2	2	20
Stark	89	89	14	22	11	4	38
Summit	327	327	166	44	54	6	57
Trumbull	8	8	2	2	0	3	1
Tuscarawas	25	25	13	1	5	3	3
Union	55	54	18	11	2	3	21
Van Wert	7	7	1	2	0	1	3
Vinton	36	36	19	2	6	2	7
Warren	45	45	10	14	7	7	7
Washington	9	9	2	1	2	1	3
Wayne	52	52	17	16	2	4	13
Williams	1	1	0	0	1	0	0
Wood	21	14	0	1	0	0	13
Wyandot	15	15	0	1	0	0	14
Totals	5598	5263	1457	1012	498	345	2099

Table XXIII
COURT OF COMMON PLEAS

Domestic Relations Jurisdiction

Filed and Terminated Comparisons (Statewide)



□ = Filed

■ = Terminated

Table XXIV
 COURTS OF COMMON PLEAS DOMESTIC RELATIONS JURISDICTION
 1979

COUNTY	PEND AT BEGIN	FILED	TERMINATED	PEND AT END	-----TERMINATED BY-----		
					DISMISSAL	UNCONTESTED CASES	CONTESTED CASES
* CUYAHOGA	1,988	11,927	11,046	2,869	2,322	6,505	2,219
* HAMILTON	1,763	5,898	5,952	1,709	1,097	3,738	1,057
* FRANKLIN	2,326	7,128	7,462	1,992	1,559	3,756	1,147
* MCNTGOMERY	1,763	5,140	5,369	1,534	1,187	2,589	593
* SUMMIT	1,596	4,914	5,134	1,376	2,065	2,485	584
* LUCAS	1,698	3,835	3,958	1,566	1,192	2,043	735
* STARK	850	2,675	2,712	813	623	1,341	748
* MAHONING	646	1,738	1,825	559	452	1,201	172
* LORAIN	450	2,332	2,330	452	720	1,526	84
* TRUMBULL	622	2,182	2,194	610	666	1,377	151
* BUTLER	896	2,600	2,597	899	744	1,791	62
* LAKE	973	1,625	1,704	894	506	971	227
CLARK	614	1,271	1,404	481	381	336	687
* RICHLAND	610	1,537	1,515	632	431	867	217
PORTAGE	408	1,082	1,146	344	299	403	444
GREENE	366	990	977	379	216	715	45
ALLEN	242	935	866	311	250	575	41
COLUMBIANA	224	945	976	193	205	651	120
LICKING	225	1,174	1,216	183	415	726	75
ASHTABULA	370	1,229	1,280	319	622	638	20
JEFFERSON	205	702	671	236	230	420	21
CLERMONT	409	1,302	1,272	519	306	676	290
WOOD	145	729	724	150	159	387	178
WAYNE	268	740	736	272	182	479	75
WARREN	478	1,046	1,015	509	376	628	11
MIAMI	152	743	725	170	162	530	33
MEDINA	218	759	748	229	158	560	20
BELMONT	227	589	541	275	138	352	51
MUSKINGUM	285	706	819	172	243	541	35
TUSCARAWAS	185	607	528	264	113	409	6
SCIOTO	242	722	711	259	395	296	20
* ERIE	346	634	643	337	197	348	98
FAIRFIELD	177	825	851	151	243	562	46
MARION	199	793	779	213	239	500	40
GAUGA	122	509	475	156	98	310	67
HANCOCK	224	572	607	189	156	450	1
ROSS	123	771	751	143	138	386	227
SANDUSKY	162	603	638	127	225	411	2
SENECA	141	437	466	112	113	323	30
WASHINGTON	89	378	392	75	68	296	28
LAWRENCE	344	882	806	420	306	463	37
ATHENS	87	380	361	106	69	290	2
CRAWFORD	125	395	358	162	94	260	4
HURON	154	486	462	178	85	323	54
DARKE	87	296	320	61	59	261	0

* COUNTY WITH A SEPARATE DOMESTIC RELATIONS JURISDICTION

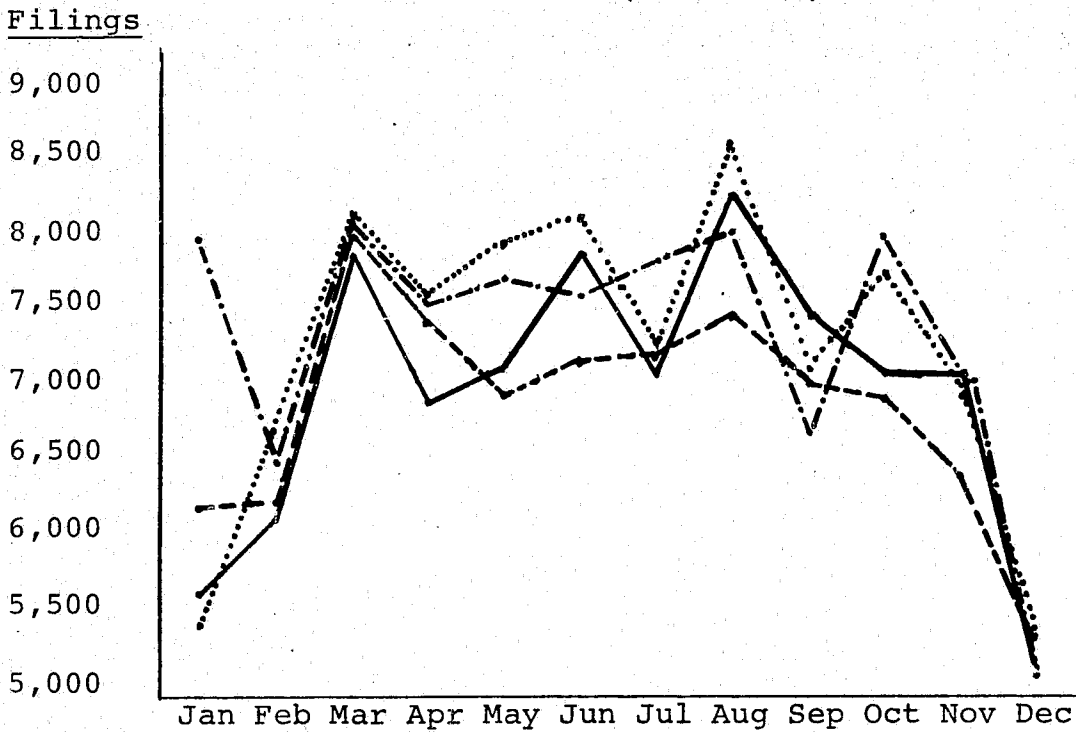
Table XXIV, cont'd
 COURTS OF COMMON PLEAS DOMESTIC RELATIONS JURISDICTION
 1979

COUNTY	PEND AT BEGIN	FILED	TERMINATED	PEND AT END	-----TERMINATED BY-----		
					DISMISSAL	UNCONTESTED CASES	CONTESTED CASES
ASHLAND	74	411	393	92	79	298	16
DELAWARE	85	398	392	91	56	276	60
KNOX	53	326	318	61	78	215	25
PICKAWAY	124	406	423	107	118	284	21
AUGLAIZE	86	271	255	102	55	159	41
SHELBY	129	488	443	174	0	443	0
GUERNSEY	111	294	275	130	33	229	13
OTTAWA	83	219	218	84	49	14	155
DEFIANCE	101	340	338	103	58	192	88
MERCER	108	242	251	99	63	141	47
LOGAN	86	331	329	88	63	265	1
PREBLE	223	266	227	262	50	138	39
WILLIAMS	87	361	356	92	114	236	6
COSHOCTON	82	342	335	89	92	243	0
FULTON	52	225	227	60	53	163	11
CLINTON	61	355	342	74	93	224	25
PUTNAM	52	192	192	52	27	4	161
HARDIN	70	235	237	68	72	1	164
CHAMPAIGN	60	290	278	72	69	209	0
VAN WERT	73	220	230	63	71	151	8
HIGHLAND	62	236	245	53	61	158	26
MADISON	61	255	243	73	48	165	30
PERRY	68	220	203	85	52	130	21
JACKSON	66	255	271	50	73	196	2
HENRY	32	191	192	31	37	128	27
BROWN	154	305	323	136	101	190	32
FAYETTE	66	207	211	62	56	143	12
GALLIA	90	242	251	81	50	201	0
UNION	35	236	228	43	13	192	23
HOLMES	71	141	151	61	33	115	3
WYANDOT	33	178	172	39	53	108	11
CARROLL	76	200	178	98	54	118	6
MORROW	72	197	168	101	29	139	0
HOCKING	44	237	240	41	67	165	8
MEIGS	56	246	239	63	62	158	19
PAULDING	53	131	142	42	44	95	3
PIKE	44	155	153	46	41	100	12
ACAMS	73	194	200	67	60	140	0
HARRISON	20	114	110	24	1	109	0
MCMURDOE	30	135	139	26	41	75	23
MORGAN	8	79	77	10	19	58	0
NOBLE	4	47	46	5	0	44	2
VINTON	30	83	100	13	15	45	40
STATE RECAP	26,968	88,258	88,413	26,813	22,817	53,603	11,993

* COUNTY WITH A SEPARATE DOMESTIC RELATIONS JURISDICTION

Table XXV
COMMON PLEAS

Domestic Relations Filings per Month
(Statewide)



-----1976 —————1977 1978 -.-.-.-.-1979

	<u>Filings</u> 1976	<u>Filings</u> 1977	<u>Filings</u> 1978	<u>Filings</u> 1979
Jan	6,263	5,566	5,416	7,994
Feb	6,271	6,181	6,661	6,498
Mar	7,920	7,713	8,249	8,119
Apr	7,480	6,938	7,557	7,515
May	6,900	7,260	7,973	7,631
Jun	7,395	7,810	8,117	7,536
Jul	7,200	7,188	7,321	7,765
Aug	7,486	8,414	8,577	8,085
Sep	7,022	7,449	7,299	6,755
Oct	6,706	7,100	7,754	8,007
Nov	6,318	7,087	6,963	7,043
Dec	5,437	5,389	5,461	5,310

Table XXVI
COURT OF COMMON PLEAS

Juvenile Jurisdiction

Filed and Terminated Comparison (Statewide)

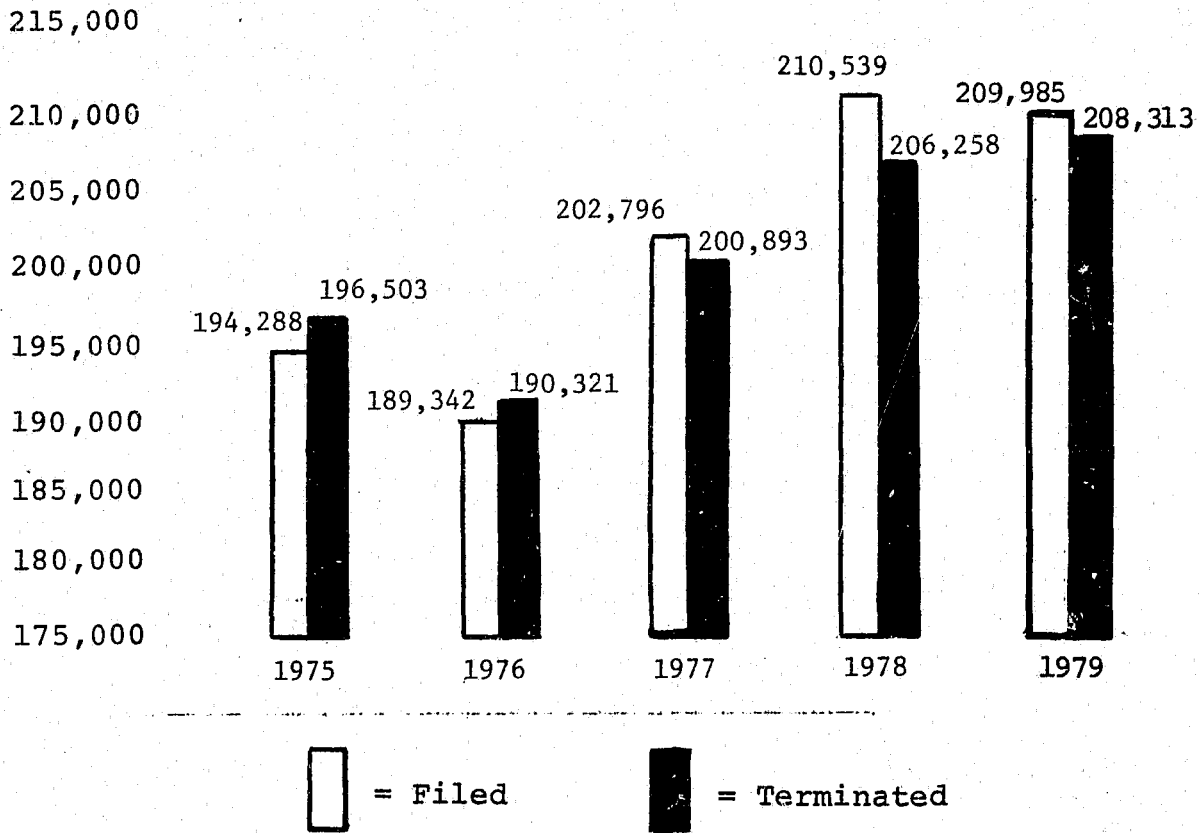


Table XXVII
 COURTS OF COMMON PLEAS JUVENILE DIVISION
 1979

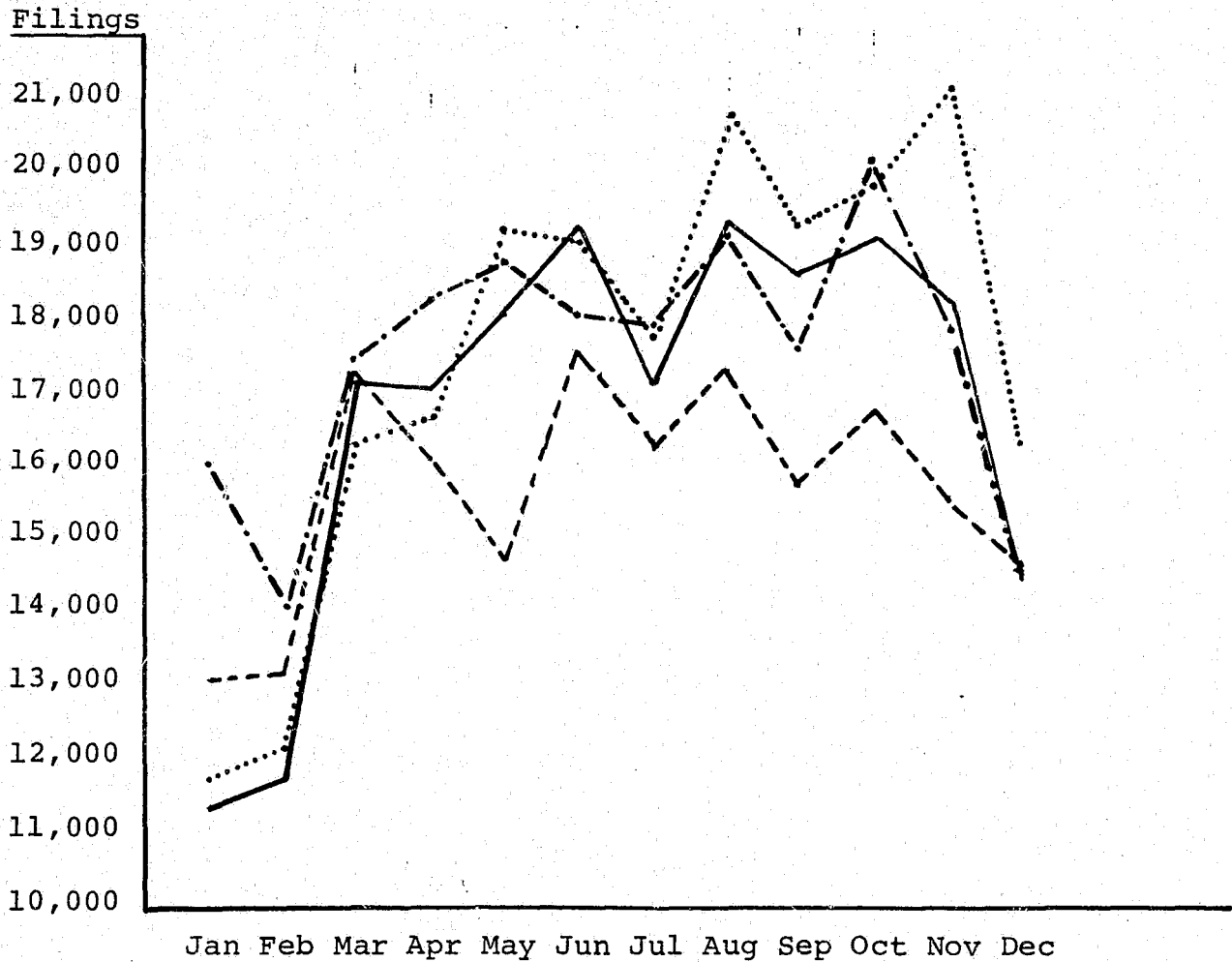
COUNTY	PEND AT BEGIN	FILED	TERMINATED	PEND AT END	CHANGE IN DOCKET SIZE	TRIALS CONDUCTED	HEARINGS BY JUDGE	HEARINGS BY REFEREE
CUYAHOGA	5,434	22,095	22,736	4,793	-641	2,118	14,744	36,610
HAMILTON	2,405	20,994	21,220	2,179	-226	3,723	4,362	40,243
FRANKLIN	490	21,458	21,208	740	250	54	610	27,182
MONTGOMERY	3,971	10,871	10,860	3,982	11	76	845	14,619
SUMMIT	726	11,547	10,780	1,493	767	66	2,136	10,334
LUCAS	1,532	14,883	13,764	2,651	1,119	40	1,526	22,474
STARK	187	4,040	4,194	33	-154	531	2,422	5,122
MAHONING	962	3,802	3,525	1,239	277	204	524	3,150
LORAIN	718	4,634	4,413	939	221	265	1,928	5,535
TRUMBULL	152	4,167	4,133	186	34	370	338	3,364
BUTLER	45	4,758	4,522	281	236	85	268	5,197
LAKE	730	6,164	6,424	470	-260	446	5,357	2,167
CLARK	176	3,619	3,553	242	66	291	2,847	493
RICHLAND	414	2,402	2,507	309	-105	0	921	3,547
PORTAGE	0	2,174	2,167	7	7	89	1,157	907
GREENE	242	3,004	2,865	381	139	60	713	2,611
ALLEN	310	2,300	2,236	374	64	182	1,068	1,988
COLUMBIANA	0	1,672	1,672	0	0	0	547	1,081
LICKING	82	2,016	2,009	89	7	0	2,318	98
ASHTABULA	158	2,414	2,322	250	92	2,322	769	1,553
JEFFERSON	37	737	745	29	-8	10	991	0
CLERMONT	215	2,799	2,955	59	-156	13	1,279	2,269
WOOD	136	1,782	1,798	120	-16	6	1,353	763
WAYNE	299	1,437	1,516	220	-79	42	299	1,903
WARREN	391	2,264	2,497	158	-233	68	1,557	781
MIAMI	379	2,883	2,770	492	113	99	1,740	1,902
MEDINA	393	2,381	2,452	322	-71	1	938	1,611
BELMONT	256	851	986	121	-135	0	1,000	0
MUSKINGUM	129	2,002	2,013	118	-11	326	1,129	107
TUSCARAWAS	212	1,100	1,132	180	-32	5	1,099	694
SCIOTO	19	1,356	1,193	182	163	25	578	955
ERIE	113	2,150	2,095	168	55	0	991	1,051
FAIRFIELD	118	1,555	1,558	115	-3	123	1,601	57
MARION	77	1,994	1,913	158	81	2	57	2,351
GEAUGA	54	1,344	1,198	200	146	161	808	605
HANCOCK	93	1,456	1,488	61	-32	20	921	549
ROSS	147	1,582	1,625	104	-43	46	833	1,165
SANDESKY	52	1,292	1,276	68	16	27	578	121
SENECA	49	1,126	1,139	36	-13	60	1,556	2
WASHINGTON	99	725	717	107	8	10	1,146	0
LAWRENCE	63	963	959	67	4	107	1,262	586
ATHENS	14	670	632	52	38	0	592	0
CRAWFORD	19	730	736	13	-6	14	393	819
HURON	126	1,139	1,095	170	44	190	1,395	65
DARKE	13	377	373	17	4	5	90	0
ASHLAND	55	697	737	15	-40	32	920	8

Table XXVII, cont'd
 COURTS OF COMMON PLEAS JUVENILE DIVISION
 1979

CCUNTY	PEND AT BEGIN	FILED	TERMINATED	PEND AT END	CHANGE IN DOCKET SIZE	TRIALS CONDUCTED	HEARINGS BY JUDGE	HEARINGS BY REFEREE
DELAWARE	119	1,400	1,422	97	-22	107	1,242	27
KNCK	32	701	697	36	4	0	672	20
PICKAWAY	49	969	958	60	11	134	767	48
AUGLAIZE	62	710	714	58	-4	0	923	0
SHELBY	63	1,049	1,003	109	46	31	1,081	0
GUERNSEY	39	867	836	70	31	10	1,084	0
OTTAWA	140	735	787	88	-52	0	1,200	0
DEFIANCE	63	922	893	92	29	0	888	0
MERCER	17	534	524	27	10	1	1,223	0
LOGAN	79	831	810	100	21	23	490	311
PREELE	68	720	759	29	-39	48	1,184	0
WILLIAMS	52	746	723	75	23	12	514	69
COSHOCTON	46	322	326	42	-4	34	376	0
FULTON	95	665	728	32	-63	0	670	77
CLINTON	17	998	996	19	2	17	1,028	0
PUTNAM	23	407	403	27	4	0	403	0
HARDIN	16	406	396	26	10	3	405	0
CHAMPAIGN	72	774	810	36	-36	124	821	0
VAN WERT	16	516	491	41	25	20	196	353
HIGHLAND	12	587	587	12	0	55	532	0
MADISON	18	644	642	20	2	91	549	46
PERRY	24	446	439	31	7	11	368	18
JACKSON	20	541	547	14	-6	24	581	0
HENRY	47	527	541	33	-14	0	209	332
BROWN	35	468	478	25	-10	0	433	0
FAYETTE	66	464	466	64	-2	114	531	0
GALLIA	40	441	470	11	-29	5	1,028	0
UNION	29	643	632	40	11	0	868	148
HOLMES	0	279	279	0	0	0	279	0
WYANDOT	51	419	422	48	-3	0	562	1
CARRILL	28	384	360	52	24	26	556	0
MORROW	6	461	460	7	1	198	460	0
HOCKING	152	743	726	169	17	60	1,843	0
MEIGS	43	473	501	15	-28	0	501	0
PAULDING	19	314	303	30	11	1	303	0
PIKE	36	382	395	23	-13	33	456	10
ADAMS	38	300	262	76	38	0	140	128
HARRISON	17	169	172	14	-3	0	172	0
MONROE	91	132	165	58	-33	0	126	0
MORGAN	9	154	146	17	8	0	124	0
OSBLE	4	124	125	3	-1	0	125	0
VINTON	7	212	211	8	1	0	187	0
STATE RECAP	24,152	209,985	208,313	25,824	1,672	13,496	97,015	208,227

Table XXVIII
COMMON PLEAS

Juvenile Filings per Month (Statewide)



-----1976 _____1977 1978 1979

	<u>Filings</u> 1976	<u>Filings</u> 1977	<u>Filings</u> 1978	<u>Filings</u> 1979
Jan	13,100	11,495	11,788	16,027
Feb	13,150	11,823	12,133	14,142
Mar	17,483	17,463	16,482	17,507
Apr	16,231	17,154	16,550	18,387
May	14,873	18,047	19,376	18,767
Jun	17,518	19,344	19,153	18,138
Jul	16,418	17,262	17,750	17,938
Aug	17,416	19,370	20,816	18,563
Sep	15,846	18,545	19,395	17,655
Oct	16,795	19,137	19,889	20,343
Nov	15,662	18,425	21,109	17,910
Dec	14,850	14,731	16,098	14,608

Table XXIX
COURT OF COMMON PLEAS

Probate Cases

Filed and Terminated Comparisons (Statewide)

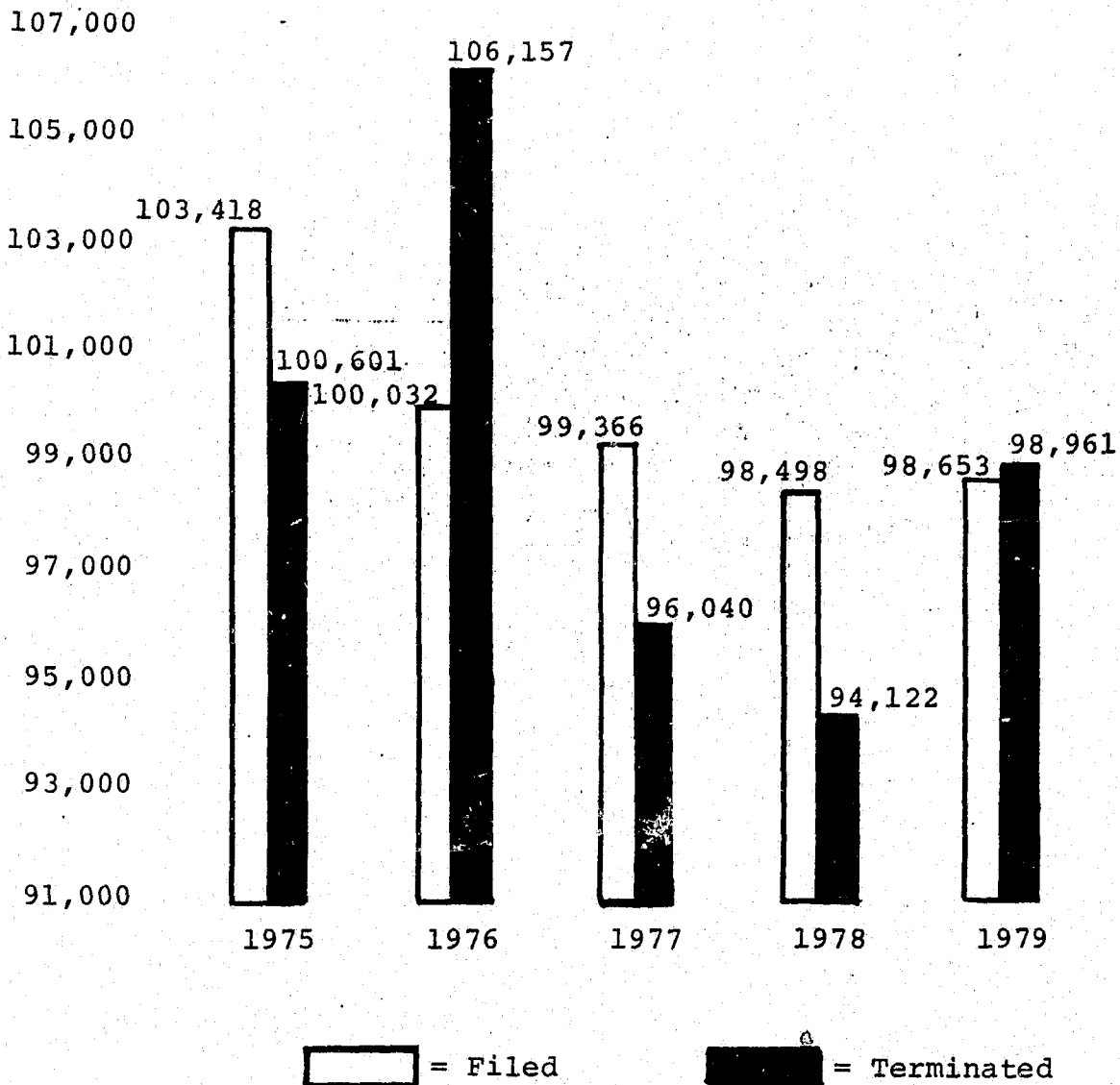


Table XXX
 PROBATE DIVISION
 FILINGS AND TERMINATIONS
 DECEDENTS ESTATES, GUARDIANSHIPS AND TRUSTS AND CIVIL ACTIONS
 1975

COUNTY	DECEDENTS ESTATES				GUARDIANSHIPS & TEST. TRUSTS				CIVIL ACTIONS			
	PEND AT BEGIN	FILED	TERM	PEND AT END	PEND AT BEGIN	FILED	TERM	PEND AT END	PEND AT BEGIN	FILED	TERM	PEND AT END
CUYAHOGA	2,855	9,355	10,060	2,197	2,141	1,694	1,922	1,913	121	944	945	120
HAMILTON	3,244	4,342	4,365	3,327	1,813	588	293	1,962	256	314	212	194
FRANKLIN	2,954	3,797	3,727	3,064	1,157	574	381	1,350	119	225	284	60
MONTGOMERY	1,583	2,289	2,390	1,482	1,662	331	456	1,537	217	132	135	214
SUMMIT	1,216	3,346	3,157	1,395	2,599	715	607	2,707	52	325	343	34
LUCAS	907	2,887	3,094	608	332	406	341	301	107	175	199	72
STARK	1,461	1,531	1,500	1,477	697	308	117	674	63	155	141	69
MAHONING	906	2,059	1,996	946	352	270	113	404	42	65	71	0
LORAIN	973	1,332	1,262	1,169	359	208	137	786	49	71	71	58
TRUMBULL	1,460	1,328	1,300	1,488	1,145	217	206	1,156	33	68	76	25
BUTLER	1,660	1,224	1,814	1,070	535	111	85	556	297	55	259	85
LAKE	577	964	1,061	480	337	204	305	236	104	318	330	92
CLARK	912	874	918	868	538	105	27	616	79	40	59	60
RICHLAND	469	824	798	469	266	141	52	314	32	40	43	29
PORTAGE	441	572	531	482	165	44	54	155	38	34	22	50
GREENE	404	464	377	491	183	79	63	199	24	35	33	26
ALLEN	620	714	651	693	272	136	48	360	24	41	35	30
COLUMBIANA	425	744	655	514	177	74	67	184	67	50	45	72
LICKING	573	728	827	474	330	100	75	355	65	69	75	59
ASHTABULA	1,221	751	778	1,204	172	55	75	152	15	83	56	42
JEFFERSON	911	690	642	959	281	75	113	243	50	14	8	56
CLERMONT	256	554	537	301	135	94	41	140	17	83	85	14
WOOD	650	571	547	557	197	69	33	155	26	39	38	23
WAYNE	478	493	536	435	157	65	71	151	14	25	33	6
WARREN	257	288	216	331	208	71	46	233	14	28	20	22
MIAMI	237	552	567	222	150	59	56	134	39	35	40	34
MEDINA	765	501	509	757	265	71	41	295	15	24	24	15
BELMONT	700	680	707	673	282	55	59	278	27	36	35	28
MUSKINGUM	1,364	626	570	1,420	315	94	99	310	63	34	74	23
TUSCARAWAS	325	549	727	147	78	74	79	73	15	6	6	15
SCIOTO	289	519	496	312	144	49	23	170	18	46	46	14
ERIE	122	550	492	202	164	83	52	244	33	63	52	32
FAIRFIELD	358	495	512	382	286	46	49	283	20	48	48	20
MARION	359	414	406	367	184	52	41	195	14	25	26	13
GEauga	254	320	70	62	49	68	2	17	14	14	2	2
HANCOCK	433	432	389	476	178	44	26	196	99	21	20	100
POSS	245	423	419	249	151	47	45	157	10	19	16	13
SANDUSKY	445	436	438	443	119	53	50	122	46	24	24	46
SENECA	259	395	302	392	125	46	35	146	11	18	20	9
WASHINGTON	243	364	372	233	75	45	15	93	17	29	32	13
LAWRENCE	322	310	496	146	183	66	137	112	558	131	564	125
ATHENS	225	298	271	252	146	40	18	168	5	30	24	11
CRAWFORD	258	377	326	341	109	37	13	108	11	10	19	2
HURON	266	356	335	287	98	53	44	107	23	27	22	28
DARKE	757	466	577	646	218	89	101	206	5	36	38	3
ASHLAND	171	317	298	190	88	46	51	83	7	25	28	4
DELAWARE	218	226	257	185	65	15	27	42	23	19	25	17
KNOX	285	263	313	235	70	39	27	91	7	4	2	7

Table XXX, cont'd
 PROBATE DIVISION
 FILINGS AND TERMINATIONS
 DECEDENTS ESTATES, GUARDIANSHIPS AND TRUSTS AND CIVIL ACTIONS
 1979

COUNTY	DECEDENTS ESTATES				GUARDIANSHIPS & TEST. TRUSTS				CIVIL ACTIONS			
	PEND AT BEGIN	FILED	TERM	PEND AT END	PEND AT BEGIN	FILED	TERM	PEND AT END	PEND AT BEGIN	FILED	TERM	PEND AT END
PICKAWAY	100	243	255	88	40	27	18	49	22	52	61	13
AUGLAIZE	147	303	291	159	56	55	50	61	46	124	121	49
SHELBY	245	267	295	308	127	31	40	133	6	19	33	0
GUERNSEY	220	345	332	233	138	50	26	163	24	185	192	17
OTTAWA	407	359	367	399	180	31	25	186	35	25	19	41
DEFIANCE	277	275	215	337	28	23	22	29	20	14	19	15
MERCER	253	284	283	249	34	29	10	45	7	17	21	3
LOGAN	343	331	356	318	68	37	28	77	11	13	18	6
PREBLE	124	222	225	121	103	28	34	97	16	35	31	20
WILLIAMS	203	252	235	220	55	29	36	48	4	15	15	4
COSHOCTON	233	301	221	297	67	26	10	66	2	12	12	2
FULTON	238	240	296	172	83	18	11	90	1	7	5	3
CLINTON	470	252	163	445	188	41	4	203	32	24	26	34
PUTNAM	269	213	202	280	99	23	28	94	3	22	20	5
HARDIN	229	219	238	210	49	20	18	51	6	19	15	10
CHAMPAIGN	187	247	235	199	68	23	15	76	13	28	34	7
VAN WERT	314	208	202	320	95	25	26	94	10	17	18	9
HIGHLAND	225	277	279	223	76	20	48	48	36	53	50	39
MADISON	210	183	210	183	116	37	27	126	19	17	19	17
PERRY	204	235	206	233	70	16	20	66	0	0	0	0
JACKSON	169	218	288	99	15	12	4	23	46	12	12	47
HENRY	187	240	236	191	24	21	18	27	6	10	13	3
BROWN	203	231	244	190	66	14	18	60	13	16	16	13
FAYETTE	307	200	200	307	80	25	16	89	24	36	26	34
GALLIA	142	207	196	153	87	25	18	94	8	9	8	9
UNION	166	191	184	173	106	20	13	113	15	23	26	12
HOLMES	165	126	124	167	44	14	9	49	4	9	8	5
WYANDOT	164	177	171	167	36	24	8	42	6	19	20	5
CARROLL	172	215	196	188	45	21	18	49	5	37	33	9
MORROW	224	185	162	247	100	14	11	103	12	4	8	8
HOCKING	154	210	205	159	71	25	22	74	32	25	46	11
MEIGS	86	166	126	126	82	21	8	95	1	1	1	1
PAULDING	89	126	127	88	58	16	12	62	5	9	10	4
PIKE	145	130	127	148	85	8	14	79	0	1	1	0
ADAMS	171	135	129	177	25	15	18	22	0	0	0	0
HARRISON	100	151	163	88	30	17	12	35	0	0	0	0
MONROE	152	105	117	140	46	9	8	47	0	0	0	0
MORGAN	64	125	116	45	22	17	15	24	5	3	4	4
NOBLE	67	83	78	72	41	8	6	43	2	5	6	1
VINTON	38	62	57	43	11	5	4	12	0	0	0	0
STATE RECAP	44,446	61,130	61,940	43,062	22,585	8,925	7,566	23,413	3,502	5,069	5,772	2,546

Table XXXI

MISCELLANEOUS PROBATE DIVISION ACTIVITIES
YEAR 1979

COUNTY	ADOPTIONS		MENTAL ILLNESS & RETARDATION		MINORS' SETTLEMENTS		WRONGFUL DEATH		BIRTH RECORDS		NAME CHANGE		MARRIAGE APPLIC. GRANTED
	FILED	TERM	FILED	TERM	FILED	TERM	FILED	TERM	FILED	TERM	FILED	TERM	
CUYAHOGA	591	610	1,681	1,709	273	273	167	167	310	310	800	800	13,979
HAMILTON	506	502	733	776	43	82	45	22	53	49	285	283	7,320
FRANKLIN	470	713	538	526	92	92	0	0	193	193	92	92	9,853
MONTGOMERY	338	315	395	388	45	45	36	36	36	36	149	149	6,402
SUMMIT	297	265	622	635	91	91	23	28	99	99	299	299	5,411
LUCAS	329	308	511	511	92	92	38	44	58	58	365	365	6,732
STARK	247	221	304	300	111	111	28	28	58	58	119	119	3,915
MAHONING	173	221	372	372	46	41	5	5	87	87	81	81	2,405
LORAIN	163	161	164	173	51	51	28	29	20	20	51	51	2,711
TRUMBULL	201	189	90	90	56	56	11	19	46	46	58	58	2,092
BUTLER	180	158	178	0	56	56	3	3	42	42	53	53	3,075
LAKE	112	100	31	35	47	47	31	31	30	30	70	70	2,067
CLARK	94	120	71	76	14	14	8	8	75	75	41	41	1,373
RICHLAND	106	117	143	146	8	8	6	4	36	36	48	48	1,346
PORTAGE	98	69	0	3	22	22	8	8	20	20	43	43	1,342
GREENE	75	87	36	22	10	10	4	4	36	36	18	18	1,040
ALLEN	93	93	596	546	15	15	18	20	26	26	33	27	1,182
COLUMBIANA	68	83	29	21	33	33	4	6	30	29	14	14	1,293
LICKING	97	92	26	27	12	12	7	6	45	45	31	31	1,229
ASHTABULA	81	92	61	61	30	30	4	2	26	26	21	19	1,136
JEFFERSON	74	69	142	141	5	6	3	3	22	22	19	19	772
CLERMONT	107	99	72	64	31	31	14	14	17	17	30	30	1,485
WOOD	56	61	8	13	12	12	3	3	30	30	17	18	928
WAYNE	63	60	49	50	8	9	6	7	32	32	21	21	1,008
WARREN	90	62	37	37	14	14	0	135	12	12	16	16	1,002
MIAMI	72	64	37	33	7	6	5	5	47	47	12	12	957
MEDINA	71	95	17	12	25	23	14	15	7	7	31	31	1,020
BELMONT	59	61	50	50	10	10	6	6	42	42	9	9	763
MUSKINGUM	48	49	69	83	13	13	2	2	54	54	35	35	915
TUSCARAWAS	65	63	54	54	10	10	5	5	9	9	12	13	824
SCIOTO	44	43	122	139	17	17	3	3	82	82	11	11	779
ERIE	62	60	36	36	15	15	1	1	6	6	21	21	746
FAIRFIELD	77	71	2	2	8	8	8	4	14	14	19	19	841
MARION	63	69	25	25	8	8	0	10	38	38	12	12	786
CEAUGA	31	28	30	29	13	12	1	0	8	8	20	20	617
HANCOCK	53	55	15	15	8	8	3	3	23	23	8	9	696
ROSS	51	45	292	296	3	4	2	3	32	32	7	6	746
SANDUSKY	63	60	23	23	4	4	2	2	25	25	7	7	687
SENECA	53	29	160	161	2	2	2	2	21	21	6	6	605

Table XXXI, cont'd

MISCELLANEOUS PROBATE DIVISION ACTIVITIES
YEAR 1979

COUNTY	ADOPTIONS		MENTAL ILLNESS & RETARDATION		MINORS' SETTLEMENTS		WRONGFUL DEATH		BIRTH RECORDS		NAME CHANGE		MARRIAGE APPLIC. GRANTED
	FILED	TERM	FILED	TERM	FILED	TERM	FILED	TERM	FILED	TERM	FILED	TERM	
WASHINGTON	35	29	21	21	6	6	5	5	15	16	17	16	648
LAWRENCE	51	79	43	43	8	8	2	9	67	67	18	18	583
ATHENS	21	34	98	89	5	6	5	5	33	33	3	3	515
CRAWFORD	37	35	6	6	5	5	3	3	11	11	11	11	583
HURON	32	21	24	23	7	7	8	8	11	11	10	10	542
DARKE	31	26	6	6	7	7	2	2	24	24	0	3	530
ASHLAND	39	45	23	25	3	3	0	0	8	8	5	5	439
DELAWARE	25	30	24	24	3	3	4	4	15	15	9	9	500
KNOX	23	22	27	27	2	2	1	1	14	14	5	5	426
PICKAWAY	32	31	25	27	6	6	5	5	65	65	4	4	441
AUGLAIZE	30	26	15	15	9	9	0	0	1	1	10	9	392
SHELBY	32	22	5	6	5	5	3	3	8	8	4	4	494
GUERNSEY	23	27	178	153	2	2	4	4	9	9	14	14	483
OTTAWA	28	29	10	10	10	10	5	5	3	3	5	5	379
DEFIANCE	62	55	22	22	3	3	1	1	4	4	10	10	411
MERCER	31	39	7	7	7	7	4	4	21	21	6	5	359
LOGAN	29	35	1	3	1	3	0	0	24	24	5	5	445
PREBLE	25	24	8	8	5	5	2	2	8	8	2	2	362
WILLIAMS	57	46	5	5	2	2	5	5	6	6	6	6	410
COSHOCTON	30	24	15	12	3	3	1	1	16	16	7	6	331
FULTON	22	17	4	4	4	4	6	6	14	14	5	5	355
CLINTON	42	26	5	3	0	6	0	0	9	8	6	6	394
PUTNAM	28	29	10	0	2	2	4	4	32	31	2	1	324
HARDIN	26	30	18	20	4	4	4	5	18	18	3	3	314
CHAMPAIGN	20	12	8	7	3	3	1	4	10	10	9	9	357
VAN WERT	16	25	3	4	6	6	4	4	18	18	11	11	326
HIGHLAND	18	9	13	13	2	2	1	1	13	13	2	2	370
MADISON	26	23	19	19	2	2	0	0	28	28	2	0	317
PERRY	29	31	12	18	0	0	0	2	21	21	2	2	302
JACKSON	13	15	0	0	3	3	3	3	26	26	0	0	331
HENRY	22	15	1	1	3	3	1	1	10	10	4	4	287
BROWN	24	35	7	7	3	3	2	2	24	24	4	4	303
FAYETTE	13	16	26	26	2	2	1	1	6	6	3	3	297
GALLIA	25	26	16	16	0	0	0	0	39	39	4	4	266
UNION	20	29	8	9	2	2	1	2	27	27	4	4	313
HOLMES	29	21	5	5	2	2	4	4	25	25	4	4	259
WYANDOT	25	22	2	2	1	1	0	0	11	11	12	12	241
CARROLL	18	24	17	17	3	3	0	0	10	10	4	4	226
MORROW	19	15	8	7	0	0	0	0	4	4	0	0	250

Table XXXI, cont'd

MISCELLANEOUS PROBATE DIVISION ACTIVITIES
YEAR 1979

COUNTY	ADOPTIONS		MENTAL ILLNESS & RETARDATION		MINORS' SETTLEMENTS		WRONGFUL DEATH		BIRTH RECORDS		NAME CHANGE		MARRIAGE APPLIC. GRANTED
	FILED	TERM	FILED	TERM	FILED	TERM	FILED	TERM	FILED	TERM	FILED	TERM	
HOCKING	15	46	12	12	1	1	1	0	13	13	3	3	212
MEIGS	23	25	4	4	2	2	0	0	16	16	6	6	176
PAULDING	19	10	2	2	1	1	1	1	24	24	8	8	263
PIKE	14	7	2	2	0	0	0	0	20	20	4	4	214
ADAMS	11	13	2	2	1	1	0	0	35	35	3	3	261
HARRISON	13	13	4	4	0	0	2	0	23	23	2	2	162
MONROE	16	16	4	4	0	0	0	0	18	18	1	1	143
MORGAN	12	15	8	8	1	1	0	0	8	8	2	2	157
NOBLE	7	8	4	4	0	0	0	0	6	6	0	0	98
VINTON	7	8	1	4	0	0	0	0	34	34	0	0	118
STATE RECAP	6,766	6,919	8,609	8,436	1,507	1,549	650	800	2,752	2,746	3,245	3,233	108,989

OHIO COURT OF CLAIMS

COURT OF CLAIMS

Legal Authorization: The Court of Claims was established by R.C. 2743.03(A).

Organization: The Court of Claims has statewide jurisdiction and sits in Columbus. The Chief Justice of the Supreme Court may order the court to sit in any county for cases on removal from that county upon a showing of substantial hardship and whenever justice dictates.

Legal Jurisdiction: The Court of Claims is a court of record which has exclusive original jurisdiction of all civil actions against the state permitted by the waiver of immunity contained in R.C. 2743.02 and exclusive jurisdiction over the claims of all parties which are removed to the Court of Claims and of determinations made pursuant to R.C. 5315.04 and .05. Effective December 28, 1976, the Court of Claims was given Victims of Crime jurisdiction. Specifically, the Court of Claims administers victim compensation and provides the sole and final judicial review for victims of crime claims.

Judges: The Judges of the Court of Claims are incumbent Supreme Court, Court of Appeals, or Common Pleas Court judges or retired judges eligible for active duty under Section 6(C), Article IV, Ohio Constitution, who sit by temporary assignment of the Chief Justice of the Supreme Court.

Support Personnel: The Clerk, Deputy Clerks, and Victims of Crime Commissioners of the Court of Claims are appointed by the Supreme Court of Ohio. The Clerk of the Court of Claims may appoint such additional staff personnel as may be necessary to facilitate the function of the Court.

COURT OF CLAIMS CASES

	<u>Judicial</u>	<u>Administrative*</u>	<u>Total</u>
Cases Pending December 31, 1978	232	405	637
Cases Filed During 1979	198	410	608
Cases Reinstated During 1979	12	1	13
Termination by: Jury Trial	0	0	0
Court Trial	48	0	48
Settlement	48	16	64
Administration			
Determination	0	509	509
Termination without Trial	138	0	138
Total Terminations	234	525	759
Cases Pending January 1, 1980	208	291	499

VICTIMS OF CRIME CLAIMS

Claims Pending December 31, 1978	664
Claims Filed During 1979	1,330
Appeals to: Three Commissioner Panel	90
Judge of Court of Claims	40
Total Appeals	130
Terminations by: Single Commissioner	1,026
Three Commissioner Panel	91
Judge of Court of Claims	38
Total Terminations	1,155
Claims Pending January 1, 1980	969

* All cases where the amount of the claim exceeds \$1,000 must be determined by a judge. For claims filed prior to February 7, 1978, where the amount of the claim is between \$100.01 and \$999.99, the claim is determined by a judge unless a waiver is filed. All claims from \$0.00 to \$100.00 and all claims between \$100.01 and \$999.99 where the right to trial has been waived were administratively determined by the Clerk or Deputy Clerk of the Court of Claims. Effective February 7, 1978, all claims for \$1,000.00 or less must be administratively determined.

OHIO MUNICIPAL COURTS

Page No.

Description.....	76
Table XXXII.....Composite Administrative Judge Report.....	77
Table XXXIII.....Composite Individual Judge Report.....	78
Table XXXIV.....Demographic Comparisons.....	79
Table XXXV.....Overall Filings, Terminations and Change in Docket Size.....	82

Criminal Cases

Table XXXVI.....Felony Case Filings and Terminations.....	85
Table XXXVII.....Felony Case Filings per Month (Statewide).....	88
Table XXXVIII.....Misdemeanor Case Filings and Terminations.....	89
Table XXXIX.....Misdemeanor Case Filings per Month (Statewide).....	92
Table XL.....OMVI Case Filings and Terminations.....	93
Table XLI.....OMVI Case Filings per Month (Statewide).....	96
Table XLII.....Other Traffic Case Filings and Terminations.....	97
Table XLIII.....Other Traffic Case Filings per Month (Statewide).....	100

Civil Cases

Table XLIV.....Personal Injury and Property Damage Case Filings and Terminations.....	101
Table XLV.....Personal Injury and Property Damage Case Filings per Month (Statewide).....	104
Table XLVI.....Contract Case Filings and Terminations.....	105
Table XLVII.....Contract Case Filings per Month (Statewide).....	108
Table XLVIII.....F.E.D. Case Filings and Terminations.....	109
Table XLIX.....F.E.D. Case Filings per Month (Statewide).....	112
Table L.....Other Civil Case Filings and Terminations.....	113
Table LI.....Other Civil Case Filings per Month (Statewide).....	116
Table LII.....Small Claims Case Filings and Terminations.....	117
Table LIII.....Small Claims Case Filings per Month (Statewide).....	120

MUNICIPAL COURTS

Legal Authorization: Municipal Courts are created by Ohio Revised Code Section 1901.01 pursuant to authority granted to the legislature in Article IV, Section 1 of the Constitution of Ohio to establish by law other courts inferior to the Supreme Court.

Organization: Territorial jurisdiction of the courts of limited jurisdiction in Ohio is established by statute. When a Municipal court is established, specific territorial jurisdiction is given. If there are areas in a county where no Municipal Court exercises territorial jurisdiction, a County Court is created to exercise jurisdiction in that area.

Legal Jurisdiction: Municipal Courts have preliminary hearing jurisdiction in felony cases, original jurisdiction of traffic and non-traffic misdemeanors, original jurisdiction in civil damage cases where the amount in controversy does not exceed \$10,000, exclusive original jurisdiction in Forceable Entry and Detainer cases, exclusive original jurisdiction in Small Claims cases, and such other subject matter jurisdiction as may be provided by statute. Appeals are to the Court of Appeals on the record.

Judges:

- | | |
|----------------|---|
| Number | - As of December 31, 1979, there were 187 Municipal Court Judges. |
| Selection | - Judges are nominated by partisan primary or non-nominating petition and elected on a separate non-partisan judicial ballot unless provisions of the city charter indicate otherwise. |
| Tenure | - Municipal Court Judges are elected for six year terms. Judges may either serve full or part-time as provided by statute. |
| Qualifications | - A judge of a Municipal Court must be admitted to practice as an attorney at law in Ohio and have engaged in the practice of law in Ohio or served as a judge of a court of record for a total of at least six years preceeding appointment or commencement of his term. |

Other Judicial Personnel: Municipal Courts with more than two judges must appoint one or more referees to hear certain types of cases as specified in the rules of Superintendence for Municipal and County Courts. Courts with two or less judges may appoint referees.

Support Personnel: The Municipal Court Clerk is elected if the population of the jurisdiction exceeds 100,000 or is authorized by statute; otherwise, the Municipal Court Clerk is appointed by the court. The courts may employ such other person or persons as may be necessary to facilitate its function.

Table XXXII
OHIO MUNICIPAL COURTS
ANNUAL
ADMINISTRATIVE JUDGE REPORT
COMPOSITE FOR THE ENTIRE STATE

	YEAR	FELONIES	MIS- DEMEANORS	OMVI	OTHER TRAFFIC	PERSONAL INJURY & PROPERTY DAMAGE	CONTRACTS	FED	OTHER CIVIL	SMALL CLAIMS	TOTAL
PENDING BEGIN OF PERIOD	1979	4,273	16,023	4,633	53,001	6,230	49,765	13,669	6,171	14,235	168,000
	1978	3,035	12,172	3,892	34,657	5,223	40,528	9,716	5,459	11,152	125,834
CASES FILED	1979	43,187	245,754	54,290	1,055,311	18,360	181,409	54,220	18,215	77,994	1,748,740
	1978	37,609	223,268	49,768	1,107,415	17,306	168,007	52,288	17,406	77,644	1,750,711
REACTIVATED	1979	939	15,089	2,720	108,578	383	2,508	114	519	286	131,136
	1978	657	12,503	1,466	86,159	304	2,035	331	584	151	104,190
CASES TERMINATED BY TRIAL	1979	15,076	95,378	15,334	248,137	5,786	94,405	17,933	9,612	18,460	520,121
HEARING BY JUDGE	1978	12,963	98,313	15,254	275,175	5,031	84,542	14,653	8,962	18,145	533,038
HEARING BY REFEREE	1979		8,007	2,458	118,124	2,437	27,634	13,418	1,244	33,632	206,954
	1978		4,959	2,758	133,432	2,199	24,375	13,469	1,066	32,332	214,590
TRANSFER	1979	11,717	70,480	33,301	56,268	6,792	24,830	3,716	3,478	933	211,515
	1978	10,478	62,221	29,193	49,749	6,607	21,956	3,485	2,989	928	187,606
DISMISSAL FOR WANT OF PROSECUTION	1979	1,836	2,828	149	1,793	871	7,956	7,089	639	4,584	27,745
	1978	1,414	2,988	140	2,373	1,126	9,414	7,161	885	4,961	30,462
OTHER DISMISSALS	1979	11,315	21,287	1,153	35,716	2,284	24,930	10,520	3,483	18,350	129,038
	1978	10,174	20,828	648	32,838	2,334	22,497	10,192	3,281	18,664	121,456
VIOLATIONS BUREAU	1979		26,224		567,413						593,637
	1978		19,477		583,330						602,807
UNAVAILABILITY OF ACCUSED	1979	2,777	29,286	2,987	141,235						176,285
	1978	2,034	23,814	2,805	106,360						135,013
TOTAL TERMINATIONS	1979	42,721	253,490	55,382	1,168,686	18,170	179,755	52,676	18,456	75,959	1,865,295
	1978	37,063	232,600	50,798	1,183,257	17,297	162,784	48,960	17,183	75,030	1,824,972
PENDING, END OF PERIOD	1979	5,678	23,376	6,261	48,204	6,803	53,927	15,327	6,449	16,556	182,581
	1978	4,238	15,343	4,328	44,974	5,536	47,786	13,375	6,266	13,917	155,763
MONTHS		1	6	6	6	24	12	12	12	6	
NUMBER PENDING BEYOND INDICATED TIME	1979	373	438	80	955	115	2,160	390	353	1,292	6,156
	1978	410	561	96	1,073	101	2,207	325	334	927	6,034

Table XXXIII
OHIO MUNICIPAL COURTS
ANNUAL
INDIVIDUAL JUDGE REPORT
COMPOSITE FOR THE ENTIRE STATE

	YEAR	MIS- DEMEANORS	OMVI	OTHER TRAFFIC	PERSONAL INJURY & PROPERTY DAMAGE	CONTRACTS	FED	OTHER CIVIL	TOTAL
PENDING BEGIN OF PERIOD	1979	8,589	5,134	6,360	3,603	9,664	867	1,290	35,507
	1978	7,384	4,881	5,691	3,493	9,493	774	1,196	32,912
CASES FILED	1979	70,480	33,301	56,268	6,792	24,830	3,716	3,478	198,865
	1978	62,221	29,197	49,748	6,607	21,956	3,494	2,988	176,211
REACTIVATED	1979	3,861	1,226	2,166	509	1,558	325	178	9,823
	1978	2,739	955	1,670	322	1,124	237	200	7,247
CASES TERMINATED BY JURY TRIAL	1979	944	532	220	111	132	25	46	2,010
	1978	823	563	150	144	188	39	33	1,940
COURT TRIAL	1979	12,743	3,840	15,793	1,369	4,874	1,206	1,509	41,334
	1978	12,165	3,773	15,485	1,466	4,791	1,105	1,158	39,943
PRETRIAL	1979	8,485	2,532	4,557	1,185	4,739	548	572	22,618
	1978	8,450	2,218	3,848	957	3,621	504	330	19,928
DEFAULT	1979	18,496	8,620	16,369	595	3,212	285	203	47,780
	1978	16,375	8,539	14,923	589	3,080	347	264	44,117
GUILTY OR NO CONTEST PLEA TO REDUCE CHARGE	1979	5,073	12,453	4,639					22,165
	1978	3,967	10,436	3,255					17,658
DISMISSAL FOR WANT OF PROSECUTION	1979	3,363	476	1,678	268	910	257	82	7,034
	1978	2,624	367	1,333	283	948	247	70	5,872
OTHER DISMISSALS	1979	15,200	2,094	8,185	3,035	9,437	1,316	1,006	40,273
	1978	13,375	1,914	7,572	3,110	9,483	1,228	1,190	37,872
TRANSFER TO OTHER JUDGE	1979	1,104	320	520	326	977	156	167	3,570
	1978	844	306	496	246	640	159	88	2,779
UNAVAILABILITY OF ACCUSED	1979	6,216	1,936	4,691					12,843
	1978	5,024	1,746	3,590					10,360
TOTAL TERMINATIONS	1979	71,624	32,803	56,652	6,889	24,281	3,793	3,585	199,627
	1978	63,647	29,862	50,652	6,795	22,751	3,629	3,133	180,469
PENDING, END OF PERIOD	1979	11,306	6,858	8,142	4,015	11,771	1,115	1,361	44,568
	1978	8,700	5,201	6,458	3,626	9,822	876	1,251	35,934
MONTHS		6	6	6	24	12	12	12	
NUMBER PENDING BEYOND INDICATED TIME	1979	174	112	126	113	1,008	62	138	1,733
	1978	153	63	68	144	920	52	140	1,540

Table XXXIV
OHIO MUNICIPAL COURTS
ANNUAL REPORT
DEMOGRAPHIC COMPARISONS
1979

COURT	NO. JUDGES	TOTAL FILED	FILED / JUDGE	POP / JUDGE	FILED / 1000 POP
HAMILTON CNTY.	12	161,806	13,484	76,934	175.3
FRANKLIN CNTY	13	255,953	19,689	64,096	307.2
CLEVELAND	13	144,144	11,088	57,884	191.6
TOLEDO	7	92,886	13,269	55,748	238.0
AKRON	6	71,971	11,995	53,753	223.2
DAYTON	5	73,647	14,729	48,720	302.3
CANTON	4	26,492	6,623	54,547	121.4
PARMA	3	16,787	5,596	59,739	93.7
SPRINGFIELD	2	25,792	12,896	78,558	164.2
YOUNGSTOWN	3	30,616	10,205	46,970	217.3
CUYAHOGA FALLS	2	21,777	10,889	66,754	163.1
RAVENNA-PORTAGE CNTY	1	20,501	20,501	125,868	162.9
KENT-PORTAGE CNTY	1	17,150	17,150	125,868	136.3
ROCKY RIVER	2	19,094	9,547	56,992	167.5
LIMA	2	20,421	10,211	55,572	183.7
MANSFIELD	2	24,592	12,296	55,237	222.6
LICKING CNTY.	2	17,004	8,502	53,900	157.7
MASSILLON	2	15,187	7,594	53,303	142.5
KETTERING	2	10,425	5,213	50,724	102.8
WARREN	2	16,499	8,250	50,160	164.5
GARFIELD HEIGHTS	1	10,840	10,840	99,873	108.5
BARBERTON	2	13,134	6,567	48,672	134.9
ELYRIA	2	22,545	11,273	48,138	234.2
LORAIN	2	11,205	5,603	46,984	119.2
WILLOUGHBY	1	20,028	20,028	93,845	213.4
BEREA	1	13,117	13,117	92,064	142.5
WOOSTER-WAYNE CNTY	1	7,851	7,851	87,123	90.1
ORVILLE-WAYNE CNTY	1	4,809	4,809	87,123	55.2
MIAMI COUNTY	2	18,405	9,203	42,171	218.2
HAMILTON	1	16,756	16,756	79,627	210.4
BEDFORD	2	21,446	10,723	39,721	270.0
PORTSMOUTH	1	11,699	11,699	76,951	152.0
VANDALIA	1	14,799	14,799	75,079	157.1
LANCASTER	2	12,535	6,268	36,651	171.0
EUCLID	1	9,762	9,762	71,552	136.4
MIDDLETOWN	1	11,187	11,187	70,250	159.2
LAKEWOOD	1	14,156	14,156	70,173	201.7
SHAKER HEIGHTS	1	13,645	13,645	69,598	196.1
MEDINA CNTY.	1	14,445	14,445	65,204	221.5
MARION CNTY.	1	17,536	17,536	64,724	270.9
CHARDGN	1	8,857	8,857	62,977	140.6
LYNDHURST	1	13,610	13,610	62,960	216.2

Table XXXIV, cont'd
OHIO MUNICIPAL COURTS
ANNUAL REPORT
DEMOGRAPHIC COMPARISONS
1979

COURT	NC. JUDGES	TOTAL FILED	FILED / JUDGE	POP / JUDGE	FILED / 1000 POP
CHILLICOTHE	2	11,126	5,563	30,606	181.8
CLEVELAND HTS	1	16,075	16,075	60,767	264.5
PAINESVILLE	1	14,732	14,732	59,926	245.8
MARIETTA	1	10,392	10,392	57,160	181.8
FINDLAY	1	15,673	15,673	56,303	278.4
ATHENS	1	8,306	8,306	55,747	149.0
NEW PHILADELPHIA	1	10,172	10,172	52,339	194.3
BOWLING GREEN	1	11,690	11,690	51,417	227.4
MIAMISBURG	1	8,302	8,302	50,983	162.8
BUCYRUS	1	8,535	8,535	50,364	169.5
ALLIANCE	1	5,694	5,694	47,418	120.1
GIRARD	1	8,934	8,934	47,281	189.0
TIFFIN	1	5,913	5,913	45,195	130.8
SANDUSKY	1	11,220	11,220	44,968	249.5
NORWALK	1	7,572	7,572	43,728	173.2
MENTOR	1	6,453	6,453	43,429	148.6
ASHLAND	1	14,075	14,075	43,303	325.0
DELAWARE	1	15,147	15,147	42,908	353.0
MOUNT VERNON	1	7,472	7,472	41,795	178.8
SYLVANIA	1	10,217	10,217	41,384	246.9
ASHTABULA	1	9,012	9,012	40,506	222.5
OBERLIN	1	8,207	8,207	40,197	204.2
CIRCLEVILLE	1	5,503	5,503	40,071	137.3
EAST CLEVELAND	1	10,153	10,153	39,600	256.4
AUGLAIZE COUNTY	1	9,110	9,110	38,602	236.0
FAIRBORN	1	9,789	9,789	38,477	254.4
SIDNEY	1	9,906	9,906	37,748	262.4
CAMBRIDGE	1	10,462	10,462	37,665	277.8
STRUTHERS	1	2,203	2,203	37,260	59.1
PORT CLINTON	1	6,034	6,034	37,099	162.6
DEFIANCE	1	7,552	7,552	36,949	204.4
PERRYSBURG	1	8,999	8,999	35,818	251.2
CELINA	1	4,477	4,477	35,558	125.9
BELLEFONTAINE	1	8,373	8,373	35,072	238.7
EATON	1	7,193	7,193	34,719	207.2
BRYAN	1	8,520	8,520	33,669	253.1
COSHOCOTON	1	2,721	2,721	33,486	81.3
XENIA	1	8,557	8,557	33,285	257.1
ZANESVILLE	1	3,654	3,654	33,045	110.6
MAUMEE	1	9,907	9,907	32,546	304.4
NILES	1	3,884	3,884	31,769	122.3
WILMINGTON	1	10,283	10,283	31,464	326.8

Table XXXIV, cont'd
 CHIO MUNICIPAL COURTS
 ANNUAL REPORT
 DEMOGRAPHIC COMPARISONS
 1979

COURT	NO. JUDGES	TOTAL FILED	FILED / JUDGE	POP / JUDGE	FILED / 1000 POP
STEUSENVILLE	1	3,857	3,857	30,771	125.3
URBANA	1	4,049	4,049	30,491	132.8
NEWTON FALLS	1	6,736	6,736	30,246	222.7
SOUTH EUCLID	1	4,720	4,720	29,579	159.6
VAN WERT CNTY	1	5,963	5,963	29,194	204.3
FREMONT	1	7,213	7,213	29,007	248.7
FRONTON	1	6,582	6,582	27,232	241.7
JACKSON	1	7,330	7,330	27,174	269.7
NAPOLEON	1	5,054	5,054	27,058	186.8
FRANKLIN	1	5,651	5,651	25,963	217.7
WASHINGTON C. H.	1	3,855	3,855	25,461	151.4
GALLIPOLIS	1	5,775	5,775	25,239	228.8
MARYSVILLE	1	4,046	4,046	23,786	170.1
EAST LIVERPOOL	1	2,323	2,323	23,698	98.0
FOSTORIA	1	2,428	2,428	22,902	106.0
MILLSBORO	1	3,021	3,021	22,238	135.8
UPPER SANDUSKY	1	5,583	5,583	21,826	255.8
KENTON	1	1,941	1,941	21,699	89.5
AVON LAKE	1	2,714	2,714	21,205	128.0
LOGAN	1	3,317	3,317	20,322	163.2
OREGON	1	4,552	4,552	20,205	225.3
SHELBY	1	1,604	1,604	19,523	82.2
WADSWORTH	1	6,898	6,898	17,513	393.9
VERMILION	1	3,280	3,280	15,220	215.5
CAMPBELL	1	1,001	1,001	14,869	67.3
FAIRFIELD	1	4,240	4,240	14,680	288.8
LEBANON	1	3,129	3,129	14,635	213.8
CONNEAUT	1	2,954	2,954	14,552	203.0
MASON	1	5,853	5,853	12,317	475.2
BELLEVUE	1	1,600	1,600	12,155	131.6
OAKWOOD	1	2,025	2,025	10,095	200.6
HURON	1	3,095	3,095	8,641	358.2
STATE RECAP	189	1,889,699	9,998	50,441	198.2

Table XXXV
OHIO MUNICIPAL COURTS
ANNUAL REPORT
FILED, TERMINATED, AND CHANGES IN DOCKET SIZE
1979

COURT	CASES FILED	CASES TERMINATED	CHANGE IN DOCKET SIZE
HAMILTON CNTY.	161,806	163,919	-2,113
FRANKLIN CNTY	255,953	246,427	9,526
CLEVELAND	144,144	147,955	-3,811
TOLEDO	92,886	90,506	2,380
AKRON	71,971	68,794	3,177
DAYTON	73,647	71,734	1,913
CANTON	26,492	24,452	2,040
PARMA	16,787	16,934	-147
SPRINGFIELD	25,792	24,918	874
YOUNGSTOWN	30,616	30,947	-331
CUYAHOGA FALLS	21,777	21,364	413
RAVENNA-PORTAGE CNTY	20,501	20,058	443
KENT-PORTAGE CNTY	17,150	17,249	-99
ROCKY RIVER	19,094	18,769	325
LIMA	20,421	19,674	747
MANSFIELD	24,592	24,188	404
LICKING CNTY.	17,004	16,597	407
MASSILLON	15,187	15,058	129
KETTERING	10,425	10,108	317
WARREN	16,499	15,712	787
GARFIELD HEIGHTS	10,840	10,747	93
BARBERTON	13,134	13,711	-577
ELYRIA	22,545	22,178	367
LORAIN	11,205	10,910	295
WILLOUGHBY	20,028	18,666	1,362
BEREA	13,117	13,050	67
WOOSTER-WAYNE CNTY	7,851	8,597	-746
ORVILLE-WAYNE CNTY	4,809	5,423	-614
MIAMI COUNTY	18,405	18,139	266
HAMILTON	16,756	16,746	10
BEDFORD	21,446	21,142	304
PORTSMOUTH	11,699	11,719	-20
VANDALIA	14,799	14,416	383
LANCASTER	12,535	12,029	506
EUCLID	9,762	9,699	63
MIDDLETOWN	11,187	10,914	273
LAKEWOOD	14,156	13,963	193
SHAKER HEIGHTS	13,645	14,066	-421
MEDINA CNTY.	14,445	13,997	448

Table XXXV, cont'd
OHIO MUNICIPAL COURTS
ANNUAL REPORT
FILED, TERMINATED, AND CHANGES IN DOCKET SIZE
1979

COURT	CASES FILED	CASES TERMINATED	CHANGE IN DOCKET SIZE
MARION CNTY.	17,536	16,906	630
CHARDON	8,857	8,669	188
LYNDHURST	13,610	13,526	84
CHILLICOTHE	11,126	10,934	192
CLEVELAND HTS	16,075	16,789	-714
PAINESVILLE	14,732	14,596	136
MARIETTA	10,392	10,337	55
FINDLAY	15,673	15,313	360
ATHENS	8,306	8,247	59
NEW PHILADELPHIA	10,172	9,978	194
BOWLING GREEN	11,690	11,284	406
MIAMISBURG	8,302	8,146	156
BUCYRUS	8,535	8,498	37
ALLIANCE	5,694	5,317	377
GIRARD	8,934	9,021	-87
TIFFIN	5,913	5,879	34
SANDUSKY	11,220	11,100	120
NORWALK	7,572	7,500	72
MENTOR	6,453	6,506	-53
ASHLAND	14,075	14,466	-391
DELAWARE	15,147	15,244	-97
MGUNT VERNON	7,472	7,447	25
SYLVANIA	10,217	10,160	57
ASHTABULA	9,012	8,993	19
OBERLIN	8,207	8,285	-78
CIRCLEVILLE	5,503	5,587	-84
EAST CLEVELAND	10,153	10,016	137
AUGLAIZE COUNTY	9,110	8,511	599
FAIRBORN	9,789	9,455	334
SIDNEY	9,906	9,866	40
CAMBRIDGE	10,462	10,541	-79
STRUTHERS	2,203	2,215	-12
PORT CLINTON	6,034	5,761	273
DEFIANCE	7,552	7,501	51
PERRYSBURG	8,999	8,757	242
CELINA	4,477	4,338	139
BELLEFONTAINE	8,373	8,248	125
EATON	7,193	7,004	189
BRYAN	8,520	8,550	-30

Table XXXV, cont'd
OHIO MUNICIPAL COURTS
ANNUAL REPORT
FILED, TERMINATED, AND CHANGES IN DOCKET SIZE
1979

COURT	CASES FILED	CASES TERMINATED	CHANGE IN DOCKET SIZE
COSHOCTON	2,721	2,683	38
XENIA	8,557	8,401	156
ZANESVILLE	3,654	3,632	22
MAUMEE	9,907	9,960	-53
NILES	3,884	3,775	109
WILMINGTON	10,283	10,276	7
STEUBENVILLE	3,857	4,139	-282
URBANA	4,049	4,018	31
NEWTON FALLS	6,736	6,804	-68
SOUTH EUCLID	4,720	4,721	-1
VAN WERT CNTY	5,963	5,999	-36
FREMONT	7,213	7,217	-4
IRONTON	6,582	6,580	2
JACKSON	7,330	7,628	-298
NAPOLEON	5,054	5,041	13
FRANKLIN	5,651	5,580	71
WASHINGTON C. H.	3,855	3,844	11
GALLIPOLIS	5,775	5,710	65
MARYSVILLE	4,046	3,974	72
EAST LIVERPOOL	2,323	2,340	-17
FOSTORIA	2,428	2,365	63
HILLSBORO	3,021	2,843	178
UPPER SANDUSKY	5,583	5,597	-14
KENTON	1,941	1,872	69
AVON LAKE	2,714	2,633	81
LOGAN	3,317	3,353	-36
OREGON	4,552	4,583	-31
SHELBY	1,604	1,572	32
WADSWORTH	6,898	6,859	39
VERMILION	3,280	3,243	37
CAMPBELL	1,001	1,023	-22
FAIRFIELD	4,240	4,178	62
LEBANON	3,129	3,122	7
CONNEAUT	2,954	2,969	-15
MASON	5,853	5,827	26
BELLEVUE	1,600	1,584	16
OAKWOOD	2,025	2,052	-27
HURON	3,095	3,094	1
STATE RECAP	1,889,699	1,866,057	23,642

Table XXXVI
MUNICIPAL COURTS 1979
ANNUAL REPORT
FELONY CASES

----- T E R M I N A T E D B Y -----

COURT	FILED AND REACTIVATED	PRELIM HEARING BIDDOVER	WAIVER OF PRELIM HEARING BIDDOVER	DISMISSAL R.C. 2945.73	OTHER DISMISSAL	UNAVAILABILITY OF ACCUSED
HAMILTON CNTY.	5,652	2,852	1,547	1	1,086	175
FRANKLIN CNTY	4,996	597	1,567	0	2,309	212
CLEVELAND	6,136	1,685	1,888	4	1,822	636
TOLEDO	3,094	602	809	548	427	114
AKRON	2,127	1,544	0	100	227	212
DAYTON	1,086	427	206	91	330	3
CANTON	690	324	26	0	256	11
PARMA	284	33	91	0	143	13
SPRINGFIELD	681	136	103	2	376	45
YOUNGSTOWN	888	449	342	47	36	16
CUYAHOGA FALLS	414	124	96	0	158	0
RAVENNA-PORTAGE CNTY	391	57	11	138	137	45
KENT-PORTAGE CNTY	462	54	6	170	139	80
ROCKY RIVER	297	113	0	21	88	79
LIMA	269	191	42	0	28	0
MANSFIELD	275	117	122	4	24	7
LICKING CNTY.	160	0	0	0	139	11
MASSILLON	572	71	116	0	311	71
KETTERING	169	32	73	2	46	1
WARREN	619	139	234	42	175	0
GARFIELD HEIGHTS	132	120	11	0	1	0
BARBERTON	378	125	92	0	129	32
ELYRIA	540	226	140	21	59	67
LORAIN	446	150	164	1	73	1
WILLOUGHBY	516	103	363	0	62	0
BEREA	249	94	0	5	147	0
WOOSTER-WAYNE CNTY	149	48	13	0	55	111
ORVILLE-WAYNE CNTY	83	31	8	0	21	66
MIAMI COUNTY	295	208	1	0	64	1
HAMILTON	661	350	157	64	90	4
BEDFORD	978	33	659	0	283	1
PORTSMOUTH	441	179	51	10	199	1
VANDALIA	208	42	76	0	63	4
LANCASTER	176	144	8	11	3	5
EUCLID	323	0	293	0	31	0
MIDDLETOWN	470	406	1	55	24	1
LAKWOOD	129	42	86	1	0	0
SHAKER HEIGHTS	160	29	96	0	20	4
MEDINA CNTY.	96	66	0	4	26	0
MARION CNTY.	159	46	64	4	20	32

58

Table XXXVI, cont'd
MUNICIPAL COURTS 1979
ANNUAL REPORT
FELONY CASES

----- T E R M I N A T E D B Y -----

COURT	FILED AND REACTIVATED	PRELIM HEARING BINDER	WAIVER OF PRELIM HEARING BINDER	DISMISSAL R.C. 2945.73	OTHER DISMISSAL	UNAVAILABILITY OF ACCUSED
CHARDON	67	3	55	3	3	0
LYNDHURST	133	0	134	3	0	0
CHILlicothe	136	25	83	6	18	0
CLEVELAND HTS	193	57	68	13	39	11
PAINESVILLE	210	76	72	0	44	18
MARIETTA	158	60	36	42	11	0
FINDLAY	95	38	14	40	4	0
ATHENS	156	73	0	68	13	2
NEW PHILADELPHIA	120	47	38	0	22	7
BOWLING GREEN	152	78	27	0	35	8
MIAMISBURG	109	72	1	1	19	14
BUCYRUS	44	0	19	4	13	3
ALLIANCE	340	32	268	2	19	6
GIRARD	234	50	69	8	59	50
TIFFIN	194	76	55	0	13	24
SANDUSKY	448	142	94	8	128	70
NORWALK	0	0	0	0	0	0
MENTOR	158	40	76	1	30	5
ASHLAND	0	0	0	0	0	0
DELAWARE	115	10	12	4	72	0
MOUNT VERNON	57	36	0	1	4	17
SYLVANIA	242	33	53	22	53	73
ASHTABULA	154	91	0	29	4	29
OBERLIN	101	40	39	0	22	0
CIRCLEVILLE	147	15	78	11	11	1
EAST CLEVELAND	336	5	275	21	9	22
AUGLAIZE COUNTY	36	4	0	1	3	1
FAIRBORN	138	58	52	1	25	4
SIDNEY	178	125	42	0	0	0
CAMBRIDGE	69	29	34	0	5	2
STRUTHERS	79	71	0	5	6	3
PORT CLINTON	118	49	5	3	43	18
DEFIANCE	107	10	22	41	9	19
PERRYSBURG	152	48	3	6	84	12
CELINA	35	9	19	0	4	1
BELLEFONTAINE	45	25	1	0	11	5
EATON	0	0	0	0	0	0
BRYAN	49	1	9	0	34	0
COSHOCTON	49	10	17	1	17	3
XENIA	124	96	3	3	5	11
ZANESVILLE	63	63	0	0	0	0

1981

11

Table XXXVI, cont'd
MUNICIPAL COURTS 1979
ANNUAL REPORT
FELONY CASES

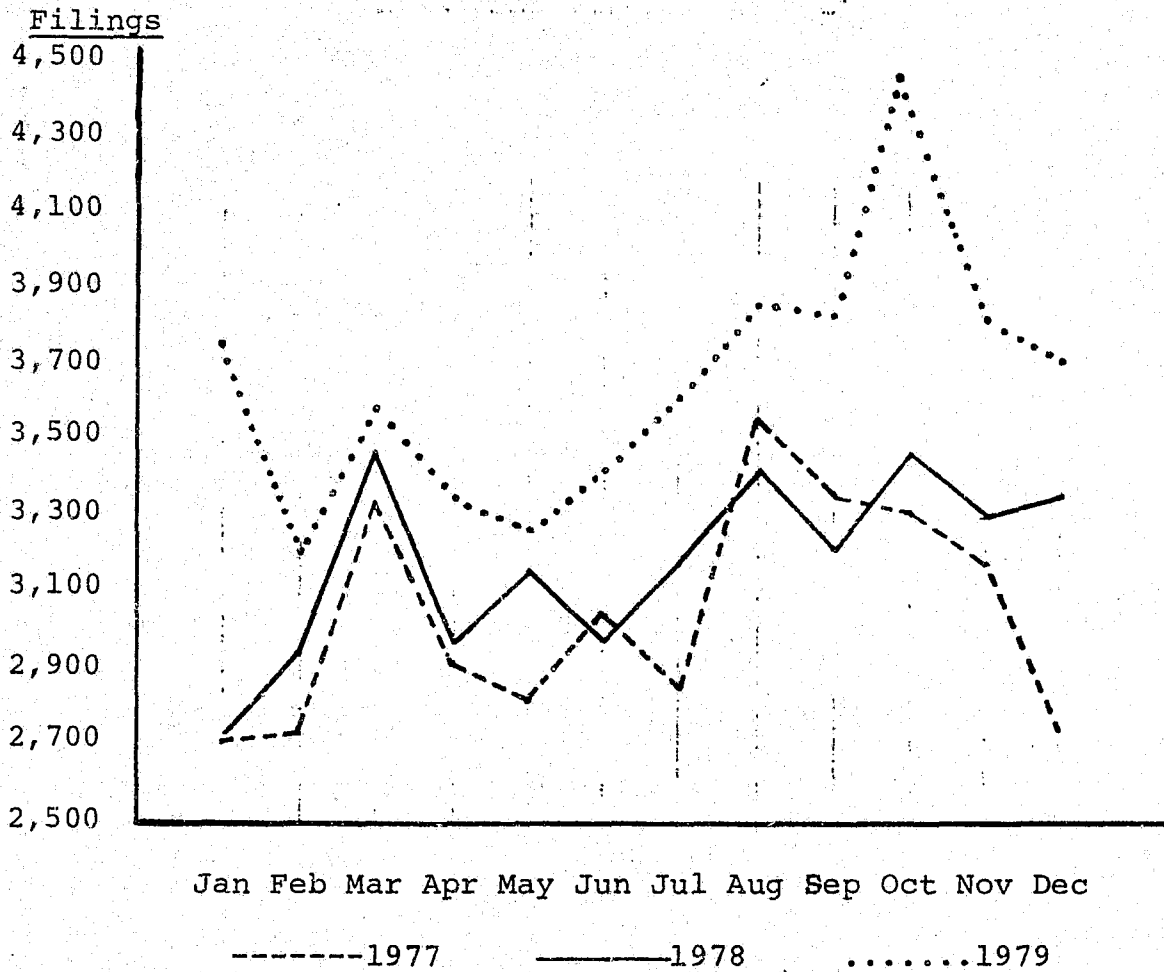
----- T E R M I N A T E D B Y -----

COURT	FILED AND REACTIVATED	PRELIM HEARING BIDOVER	WAIVER OF PRELIM HEARING BIDOVER	DISMISSAL R.C. 2945.73	OTHER DISMISSAL	UNAVAILABILITY OF ACCUSED
MAUMEE	169	111	2	0	17	33
NILES	141	125	0	0	0	8
WILMINGTON	127	67	0	4	48	0
STEBENVILLE	220	68	0	27	182	0
URBANA	82	17	45	4	13	4
NEWTON FALLS	60	41	0	3	17	1
SOUTH EUCLID	40	4	8	0	25	3
VAN WERT CNTY	59	49	0	0	0	10
FREMONT	64	47	2	0	13	3
IRONTON	185	85	16	2	51	30
JACKSON	44	40	0	3	3	0
NAPOLEON	54	0	47	4	1	2
FRANKLIN	175	77	60	1	38	4
WASHINGTON C. H.	54	25	20	0	11	0
GALLIPOLIS	112	55	0	11	14	19
MARYSVILLE	119	66	0	2	64	0
EAST LIVERPOOL	95	44	17	9	13	15
FOSTORIA	27	20	0	4	0	0
HILLSBORO	118	74	0	0	26	14
UPPER SANDUSKY	14	0	10	0	3	2
KENTON	18	10	2	5	0	1
AVON LAKE	131	58	19	0	34	18
LOGAN	76	42	0	0	23	13
OREGON	138	24	45	7	49	20
SHELBY	29	9	20	0	0	0
WADSWORTH	56	8	18	14	12	3
VERMILION	79	28	10	2	15	30
CAMPBELL	81	54	0	2	21	5
FAIRFIELD	124	29	14	25	47	11
LEBANON	96	22	21	2	37	12
CONNEAUT	14	3	4	0	7	1
MASON	96	66	0	10	3	14
BELLEVUE	14	10	0	1	1	1
DAKWOOD	3	0	2	0	1	0
HURON	20	12	0	0	8	0
STATE TOTALS	44,126	15,076	11,717	1,836	11,315	2,777

- 87 -

Table XXXVII
MUNICIPAL COURT

Felony Case Filings per Month



	<u>Filings</u> 1977	<u>Filings</u> 1978	<u>Filings</u> 1979
January	2,704	2,709	3,789
February	2,734	2,957	3,216
March	3,355	3,479	3,597
April	2,908	2,974	3,379
May	2,826	3,165	3,280
June	3,059	2,990	3,429
July	2,866	3,183	3,613
August	3,587	3,423	3,889
September	3,374	3,229	3,856
October	3,324	3,481	4,484
November	3,190	3,300	3,850
December	2,751	3,361	3,744

Table XXXVIII
MUNICIPAL COURTS 1979
ANNUAL REPORT
MISDEMEANOR CASES

COURT	FILED AND REACTI- VATED	JURY TRIAL	COURT TRIAL	PRETRIAL	----GUILTY, NO---- ---CONTEST PLEA--- ORIGINAL REDUCED CHARGE CHARGE		VIOLA- TIONS BUREAU	UNAVAIL- ABILITY OF ACCUSED	--- DISMISSAL --- R.C. 2945.73 OTHER		TRANSFER TO OTHER JUDGE
HAMILTON CNTY.	29,963	129	1,934	0	8,259	77	6,055	4,128	8	4,892	204
FRANKLIN CNTY	31,069	78	283	4,239	7,076	935	381	9,355	19	6,265	0
CLEVELAND	31,256	69	560	1,564	16,539	939	19	7,393	89	3,951	64
TOLEDO	18,341	22	357	24	6,196	267	3,620	2,034	273	5,451	331
AKRON	8,559	47	507	149	4,713	426	190	1,042	384	634	23
DAYTON	8,237	26	655	261	4,646	287	173	1,105	170	472	55
CANTON	3,263	15	63	14	1,926	224	308	246	8	277	28
PARMA	2,213	15	261	0	1,661	12	58	118	1	78	0
SPRINGFIELD	3,387	3	10	261	1,142	15	130	612	27	753	34
YOUNGSTOWN	3,706	3	495	0	2,129	15	98	367	411	169	7
CUYAHOGA FALLS	1,758	14	47	157	1,183	53	131	43	0	51	3
RAVENNA-PORTAGE CNTY	2,492	8	134	0	840	93	547	415	109	244	6
KENT-PORTAGE CNTY	2,512	5	106	0	817	184	774	364	112	169	1
ROCKY RIVER	1,460	8	180	0	745	50	128	119	46	147	11
LIMA	2,670	5	133	0	1,523	136	68	364	201	164	12
MANSFIELD	3,918	12	83	0	2,507	55	699	109	3	380	4
LICKING CNTY.	1,356	11	136	0	624	0	187	191	4	95	8
MASSILLON	2,346	8	27	0	1,735	53	152	135	0	158	13
KETTERING	1,155	8	66	22	543	93	149	31	9	93	15
WARREN	1,671	5	211	9	988	1	0	22	149	247	14
GARFIELD HEIGHTS	1,067	21	3	0	905	21	3	62	0	80	0
BARBERTON	2,055	14	83	139	1,337	16	255	88	11	286	20
ELYRIA	2,122	30	81	180	1,031	39	255	89	163	119	10
LORAIN	2,173	3	59	188	1,561	22	19	44	2	283	0
WILLOUGHBY	2,763	0	0	0	1,643	48	363	0	6	345	0
BEREA	1,690	4	31	0	1,168	75	0	34	5	308	2
WOOSTER-WAYNE CNTY	1,233	18	105	1	397	6	162	375	0	332	71
ORVILLE-WAYNE CNTY	534	16	52	50	247	11	21	138	9	88	2
MIAMI COUNTY	2,253	7	80	3	974	35	363	470	0	202	0
HAMILTON	3,310	4	483	0	2,213	4	0	56	106	435	0
BEDFORD	2,970	9	97	0	2,167	8	12	67	5	498	0
PORTSMOUTH	2,437	13	97	0	1,907	3	0	55	36	311	0
VANDALIA	2,331	4	358	1	1,067	35	0	635	0	147	0
LANCASTER	1,634	5	134	103	606	20	314	175	86	59	8
EUCLID	896	1	4	0	765	26	10	11	6	65	3
MIDDLETOWN	3,326	15	0	2	2,550	7	34	13	247	325	16
LAKWOOD	1,400	0	53	89	801	0	268	13	7	12	0
SHAKER HEIGHTS	315	3	45	2	180	0	0	13	0	65	0
MEDINA CNTY.	1,098	2	87	0	592	6	123	0	15	209	7
MARION CNTY.	2,324	2	181	2	1,314	16	136	377	162	129	0

Table XXXVIII, cont'd
MUNICIPAL COURTS 1979
ANNUAL REPORT
MISDEMEANOR CASES

COURT	FILED AND REACTI- VATED	JURY TRIAL	COURT TRIAL	PRETRIAL	----- T E R M I N A T E D ----- B Y -----			UNAVAIL- ABILITY OF ACCUSED	--- DISMISSAL ---		TRANSFER TO OTHER JUDGE
					----GUILTY, NO---- ---CONTEST PLEA--- ORIGINAL REDUCED CHARGE CHARGE	VIOLA- TIONS BUREAU	2945.73		OTHER		
CHARDON	808	1	35	35	279	4	321	23	9	44	0
LYNDHURST	676	1	4	0	575	1	0	21	19	70	0
CHILLICOTHE	2,084	8	89	0	1,089	12	495	0	49	190	89
CLEVELAND HTS	1,939	2	80	0	1,027	4	222	203	174	262	0
PAINESVILLE	1,817	2	16	4	823	29	854	87	0	140	0
MARIETTA	1,162	9	37	5	487	24	381	106	90	2	0
FINDLAY	1,012	4	202	136	365	5	0	158	117	12	0
ATHENS	2,170	9	154	0	703	2	794	43	326	138	0
NEW PHILADELPHIA	967	7	103	0	360	6	284	34	6	55	0
BOWLING GREEN	939	0	19	29	466	47	256	20	4	85	0
MIAMISBURG	2,063	20	341	90	1,209	15	0	168	4	150	0
BUCYRUS	729	4	83	38	208	13	120	98	118	37	0
ALLIANCE	1,160	23	60	24	619	15	109	2	10	130	0
GIRARD	829	6	36	1	578	13	0	58	16	105	0
TIFFIN	687	8	26	0	390	8	65	70	52	39	0
SANDUSKY	2,205	9	156	0	802	7	215	504	22	483	3
NORWALK	827	3	102	19	282	7	266	91	1	42	1
MENTOR	1,114	5	33	0	738	24	174	17	5	80	0
CASHLAND	845	12	40	19	496	11	42	92	0	132	0
DELAWARE	1,532	1	74	5	431	12	708	15	108	216	0
MOUNT VERNON	573	3	87	0	249	7	37	51	4	84	0
SYLVANIA	1,072	1	9	98	411	22	190	167	108	78	0
ASHTABULA	1,116	0	40	0	603	9	224	42	166	38	0
OBERLIN	650	5	0	0	331	0	143	21	0	142	0
CIRCLEVILLE	812	1	53	0	562	5	32	7	52	77	0
EAST CLEVELAND	1,453	1	41	17	875	4	197	167	4	132	0
AUGLAIZE COUNTY	753	0	20	13	461	4	24	9	89	51	0
FAIRBORN	1,076	6	56	3	489	28	95	66	5	179	0
SIDNEY	897	2	222	0	540	0	118	0	0	0	0
CAMBRIDGE	1,149	7	157	6	412	11	155	237	21	210	0
STRUTHERS	312	1	59	0	142	4	19	10	6	61	0
PORT CLINTON	1,381	2	62	28	355	45	384	69	69	301	0
DEFIANCE	635	4	34	3	338	1	5	52	179	20	0
PERRYSBURG	634	5	31	0	401	17	45	53	71	10	0
CELINA	630	4	19	8	499	3	5	10	1	51	0
BELLEFONTAINE	770	0	60	1	522	1	0	44	1	145	0
EATON	675	5	2	0	438	15	18	45	0	153	1
BRYAN	832	1	54	0	326	12	13	174	1	241	4
COSHOCTON	723	9	52	5	365	19	114	34	0	94	1
XENIA	1,783	10	146	164	796	4	283	138	161	51	10
ZANESVILLE	714	0	58	0	566	1	0	0	66	16	0

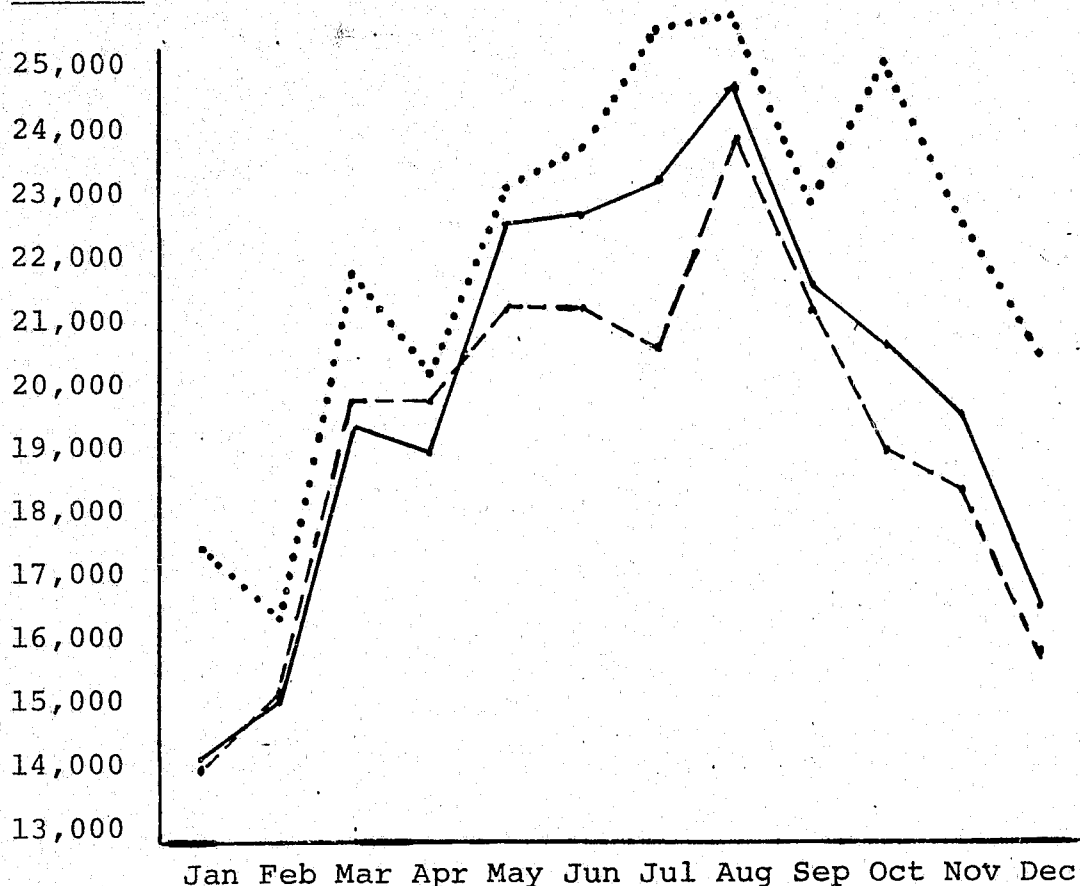
Table XXXVIII, cont'd
MUNICIPAL COURTS 1979
ANNUAL REPORT
MISDEMEANOR CASES

COURT	FILED AND REACTI- VATED	JURY TRIAL	COURT TRIAL	PRETRIAL	----- T E R M I N A T E D B Y -----		VIOLA- TIONS BUREAU	UNAVAIL- ABILITY OF ACCUSED	--- DISMISSAL ---		TRANSFER TO OTHER JUDGE
					---GUILTY, NO--- ---CONTEST PLEA--- ORIGINAL CHARGE	REDUCED CHARGE			R.C. 2945.73	OTHER	
MAUMEE	1,109	2	25	130	508	1	244	121	3	37	0
NILES	563	7	4	0	491	7	2	42	17	0	0
WILMINGTON	913	0	132	0	238	11	127	75	28	259	0
STEUBENVILLE	1,188	0	18	0	594	3	0	116	274	533	0
URBANA	807	0	83	0	295	9	322	7	79	1	0
NEWTON FALLS	515	0	54	0	337	3	7	9	0	97	0
SOUTH EUCLID	392	2	14	0	256	13	18	23	2	55	0
VAN WERT CNTY	517	1	121	0	251	1	111	25	2	13	0
FREMONT	983	0	130	0	424	5	185	37	1	230	0
IRONTON	1,211	0	57	0	922	4	0	81	10	120	2
JACKSON	1,060	0	14	1	400	14	529	0	46	81	0
NAPOLEON	440	1	4	0	197	2	142	8	41	24	1
FRANKLIN	745	6	53	1	394	42	11	3	6	258	4
WASHINGTON C. H.	481	1	42	0	263	27	87	13	2	61	0
GALLIPOLIS	884	0	87	9	217	11	113	177	88	159	0
MARYSVILLE	706	9	51	0	279	1	28	111	0	213	0
EAST LIVERPOOL	700	3	77	0	421	4	41	50	129	2	0
FOSTORIA	395	5	14	6	196	2	51	3	53	8	0
HILLSBORO	608	4	39	0	316	3	111	17	0	65	0
UPPER SANDUSKY	374	5	51	0	287	1	0	24	1	9	0
KENTON	302	2	62	0	163	6	9	19	29	9	0
AVON LAKE	392	3	23	0	193	12	23	13	6	102	1
LOGAN	637	3	35	4	182	2	255	33	1	134	0
OREGON	1,332	5	48	38	955	20	0	83	21	143	0
SHELBY	446	5	2	47	285	3	0	11	70	11	0
WADSWORTH	615	8	39	11	367	7	54	28	75	23	0
VERMILION	377	0	19	23	225	7	37	25	7	31	0
CAMPBELL	252	0	65	0	136	1	0	7	3	45	0
FAIRFIELD	452	0	42	0	214	35	5	31	117	8	0
LEBANON	437	4	22	0	215	15	6	49	0	97	10
CONNEAUT	308	0	20	1	200	0	3	24	0	47	0
MASON	493	0	33	3	268	8	3	83	42	31	5
BELLEVUE	178	4	20	0	111	2	8	11	10	13	0
DAKWOOD	97	0	1	0	66	0	18	3	5	6	0
HURON	327	1	9	0	190	7	62	26	0	28	0
STATE TOTALS	264,704	944	12,743	8,485	121,881	5,073	26,224	35,502	6,191	36,487	1,104

Table XXXIX
MUNICIPAL COURT

Misdemeanors Filings per Month (Statewide)

Filings



-----1977 _____1978 1979

	<u>Filings</u> 1977	<u>Filings</u> 1978	<u>Filings</u> 1979
January	13,963	13,970	17,318
February	15,276	15,224	16,236
March	19,819	19,087	21,719
April	19,256	18,784	20,213
May	21,112	22,457	23,020
June	21,193	22,644	23,536
July	20,769	23,394	25,633
August	23,876	24,596	25,712
September	21,018	21,548	22,949
October	18,985	20,768	25,337
November	18,492	19,340	22,517
December	15,786	16,326	20,514

Table XI
MUNICIPAL COURTS 1979
ANNUAL REPORT
OMVI CASES

COURT	FILED AND REACTI- VATED	JURY TRIAL	COURT TRIAL	PRETRIAL	-GUILTY, NO CONTEST PLEA-			UNAVAIL- ABILITY OF ACCUSED	--- DISMISSAL ---		TRANSFER TO OTHER JUDGE
					ORIGINAL CHARGE -- HEARING BY-- JUDGE REFEREE	REDUCED CHARGE	2945.73		OTHER		
HAMILTON CNTY.	2,307	35	626	0	314	1,026	1	399	0	84	15
FRANKLIN CNTY	6,398	27	35	334	1,094	349	2,132	1,171	1	334	0
CLEVELAND	1,411	2	43	96	71	213	538	303	4	51	1
TOLEDO	2,096	4	32	11	1,664	17	93	175	20	193	7
AKRON	1,339	27	95	108	207	261	282	95	10	36	2
DAYTON	1,579	6	59	156	452	14	106	130	10	50	5
CANTON	689	5	1	23	270	0	246	34	0	4	3
PARMA	488	0	351	0	66	0	31	13	0	2	0
SPRINGFIELD	752	0	1	6	195	6	0	246	3	192	5
YOUNGSTOWN	413	1	21	0	269	0	67	45	6	6	1
CUYAHOGA FALLS	481	13	10	5	289	0	169	11	0	4	0
RAVENNA-PORTAGE CNTY	1,217	21	132	0	319	59	463	79	21	71	1
KENT-PORTAGE CNTY	863	7	64	0	241	19	435	58	22	51	0
ROCKY RIVER	285	2	100	0	84	0	0	23	33	18	7
LIMA	673	12	11	0	253	0	289	21	21	6	5
MANSFIELD	1,595	1	12	0	193	242	1,003	73	0	47	5
LICKING CNTY.	800	10	39	2	120	0	0	409	0	180	8
MASSILLON	660	12	0	0	401	0	150	9	0	13	6
KETTERING	231	8	11	1	117	7	56	1	0	18	12
WARREN	572	6	17	38	249	0	108	9	10	60	4
GARFIELD HEIGHTS	229	5	0	0	114	0	108	10	0	5	0
BARBERTON	560	4	14	106	217	0	144	22	1	39	6
ELYRIA	1,424	10	7	208	681	0	353	47	23	4	2
LORAIN	647	1	5	55	327	0	190	11	1	23	1
WILLOUGHBY	677	0	0	0	159	0	214	0	0	104	0
BEREA	474	2	2	0	179	0	4	2	0	314	1
WOOSTER-WAYNE CNTY	457	8	18	1	104	0	8	83	0	104	148
ORVILLE-WAYNE CNTY	350	9	9	94	56	0	88	69	0	25	5
MIAMI COUNTY	552	6	14	3	400	0	60	23	2	38	0
HAMILTON	582	9	38	0	486	0	0	19	3	30	0
BEDFORD	605	0	9	4	343	93	131	7	0	17	1
PORTSMOUTH	552	6	12	0	423	0	26	0	3	19	0
VANDALIA	1,009	2	263	1	214	0	352	47	0	37	0
LANCASTER	409	7	31	56	152	0	83	13	1	10	4
EUCLID	157	0	0	0	80	0	64	3	0	0	0
MIDDLETOWN	596	0	0	0	519	0	75	0	4	8	0
LAKWOOD	321	0	9	137	160	0	3	3	1	1	0
SHAKER HEIGHTS	79	2	23	3	39	2	7	2	0	4	0
MEDINA CNTY.	672	11	64	0	266	0	210	0	1	38	14

Table XL, cont'd
MUNICIPAL COURTS 1979
ANNUAL REPORT
OMVI CASES

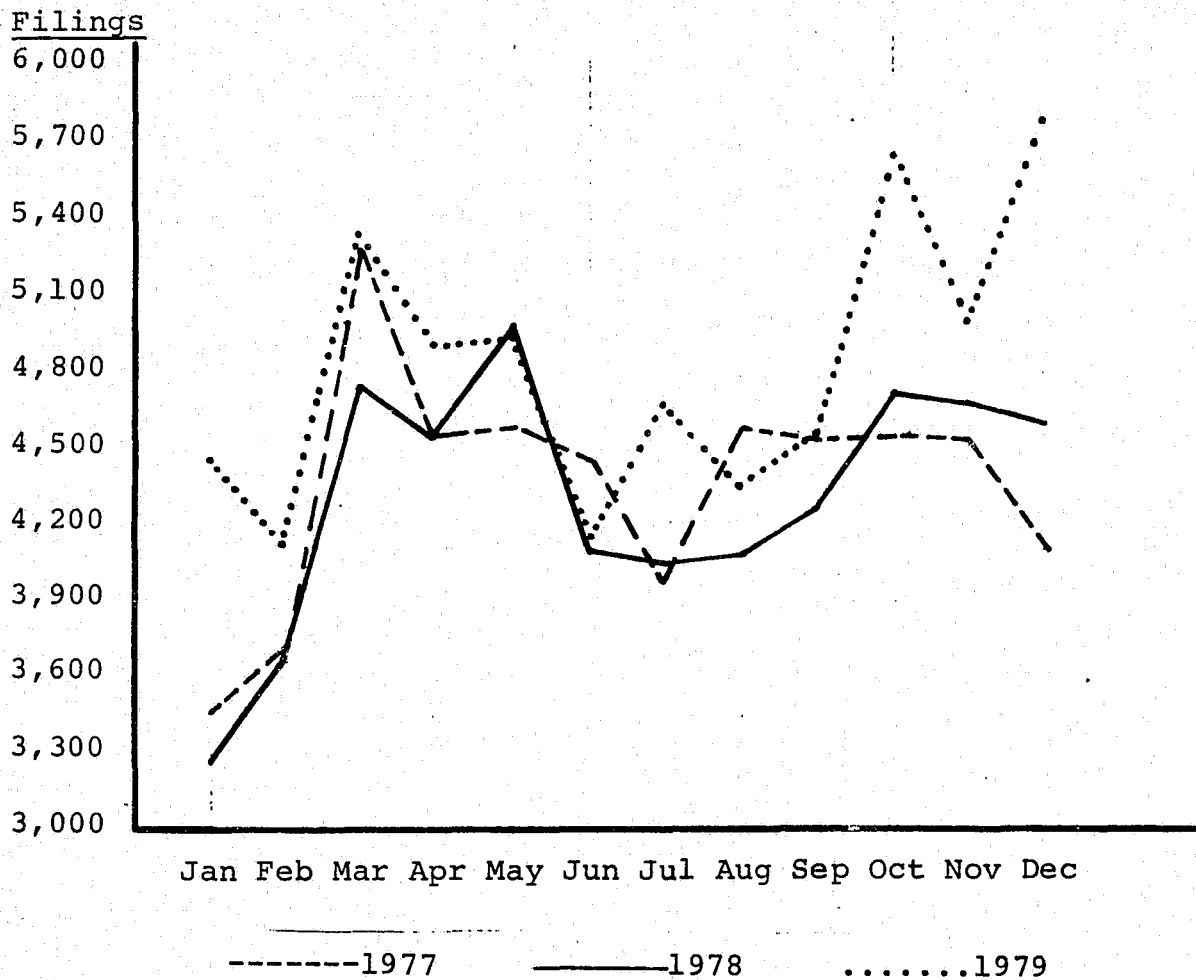
COURT	FILED AND REACTI- VATED	JURY TRIAL	COURT TRIAL	PRETRIAL	-GUILTY, NO CONTEST PLEA-		REDUCED CHARGE	UNAVAIL- ABILITY OF ACCUSED	--- DISMISSAL ---		TRANSFER TO OTHER JUDGE
					ORIGINAL CHARGE				R.C.	OTHER	
					-- HEARING BY-- JUDGE	REFEREE					
MARION CNTY.	921	0	72	7	392	0	342	30	21	5	0
CHARDON	443	1	3	114	134	0	106	4	2	6	0
LYNDHURST	377	1	1	0	322	0	23	5	0	8	0
CHILlicoTHE	475	11	10	0	328	0	14	0	0	54	37
CLEVELAND HTS	161	1	16	0	69	0	41	6	0	9	0
PAINESVILLE	541	10	43	0	423	0	61	2	0	41	0
MARIETTA	457	10	1	2	353	0	55	15	1	2	0
FINDLAY	463	3	85	40	180	0	56	88	25	2	0
ATHENS	486	3	31	0	264	0	17	5	136	8	0
NEW PHILADELPHIA	390	16	87	0	212	0	49	11	1	13	0
BOWLING GREEN	373	0	4	19	205	0	101	8	0	7	1
MIAMISBURG	429	4	130	20	228	0	24	3	0	15	0
BUCYRUS	626	14	54	33	69	111	242	50	11	6	0
ALLIANCE	101	0	2	0	49	0	23	0	0	2	0
GIRARD	224	0	47	0	107	0	67	3	0	1	2
TIFFIN	195	3	6	0	121	0	11	18	6	0	0
SANDUSKY	632	1	29	0	515	0	33	15	1	11	0
NORWALK	640	4	149	18	249	0	0	240	0	5	0
MENTOR	165	0	11	0	117	0	26	1	0	8	0
ASHLAND	379	46	3	9	206	0	77	33	1	14	0
DELAWARE	516	3	29	25	262	0	131	16	17	49	0
MOUNT VERNON	333	20	12	0	198	0	68	16	2	7	0
SYLVANIA	982	1	1	312	189	29	247	40	11	10	0
ASHTABULA	405	1	20	0	320	0	51	11	10	4	0
OBERLIN	475	7	0	0	224	0	0	3	0	234	0
CIRCLEVILLE	467	4	35	0	360	0	27	5	2	14	0
EAST CLEVELAND	184	0	1	5	173	0	0	8	0	2	0
AUGLAIZE COUNTY	276	3	5	4	175	0	82	0	14	3	0
FAIRBORN	548	6	7	1	255	0	218	31	0	8	0
SIDNEY	225	2	65	0	107	0	35	0	0	0	0
CAMBRIDGE	588	2	56	13	216	0	64	180	1	44	0
STRUTHERS	99	0	19	0	54	0	23	3	0	3	0
PORT CLINTON	198	1	2	10	56	0	12	6	0	89	0
DEFIANCE	279	5	7	0	167	0	1	14	69	6	0
PERRYSBURG	632	6	16	0	234	0	169	43	7	6	2
CELINA	223	6	15	9	100	0	52	5	2	7	0
BELLEFONTAINE	292	3	59	22	155	0	34	5	1	4	0
EATON	277	0	0	0	149	0	43	40	0	26	0
BRYAN	354	1	16	0	230	0	41	26	0	28	0
COSHOCTON	85	3	1	0	70	0	2	2	0	8	0

Table XL, cont'd
MUNICIPAL COURTS 1979
ANNUAL REPORT
OMVI CASES

COURT	FILED AND REACTI- VATED	JURY TRIAL	COURT TRIAL	PRETRIAL	TERMINATED BY			UNAVAIL- ABILITY OF ACCUSED	DISMISSAL		TRANSFER TO OTHER JUDGE
					-GUILTY, NO CONTEST PLEA-				R.C. 2945.73	OTHER	
					ORIGINAL CHARGE -- HEARING BY-- JUDGE REFEREE	REDUCED CHARGE					
XENIA	271	0	12	139	84	0	3	7	4	1	0
ZANESVILLE	138	0	25	0	89	0	16	0	2	2	0
MAUMEE	466	11	7	176	176	0	19	48	1	4	0
NILES	104	1	0	0	93	0	14	0	0	0	0
WILMINGTON	396	1	79	0	141	0	102	54	1	9	0
STEBENVILLE	71	0	12	0	32	0	14	0	19	27	0
URBANA	179	1	14	0	132	0	27	6	2	2	0
NEWTON FALLS	325	0	43	0	129	0	140	6	0	20	0
SOUTH EUCLID	43	1	1	0	25	0	10	4	0	1	0
VAN WERT CNTY	236	4	90	0	143	0	0	5	0	1	0
FREMONT	359	1	30	0	186	0	77	9	0	30	0
IRONTON	358	0	10	0	285	0	47	1	0	20	0
JACKSON	409	0	12	3	367	0	19	0	2	7	0
NAPOLEON	159	0	1	0	95	0	52	2	6	9	0
FRANKLIN	432	3	6	0	160	0	249	1	0	16	0
WASHINGTON C. H.	158	1	5	0	116	0	29	3	0	4	0
GALLIPOLIS	346	0	60	0	229	0	13	14	5	7	0
MARYSVILLE	226	3	7	0	169	0	39	3	1	3	0
EAST LIVERPOOL	80	4	4	0	53	0	17	1	2	0	0
FOSTORIA	62	0	4	1	42	0	1	1	11	5	0
HILLSBORO	108	0	9	0	64	9	2	1	0	1	0
UPPER SANDUSKY	141	7	7	0	101	0	20	0	0	2	0
KENTON	77	1	7	0	44	0	9	2	1	1	0
AVON LAKE	127	0	7	0	67	0	34	3	0	4	0
LOGAN	130	1	19	6	74	0	0	4	0	30	0
OREGON	138	3	5	33	70	0	16	3	0	5	0
SHELBY	97	0	0	10	48	0	20	6	2	1	0
WADSWORTH	298	2	5	25	118	0	111	7	2	2	0
VERMILION	139	0	4	23	34	0	68	8	0	7	0
CAMPBELL	29	1	8	0	13	0	6	2	0	0	0
FAIRFIELD	229	0	5	5	207	0	9	5	8	0	0
LEBANON	151	0	0	0	72	0	67	2	0	3	6
CONNEAUT	61	1	0	0	44	0	10	3	0	4	0
MASON	314	2	4	0	107	0	129	44	2	1	3
BELLEVUE	102	0	0	0	59	0	39	2	1	0	0
OAKWOOD	32	0	10	0	15	1	0	6	11	5	0
HURON	128	0	0	0	47	0	68	4	0	4	0
STATE TOTALS	58,236	532	3,840	2,532	23,954	2,458	12,453	4,923	625	3,247	320

Table XLI
MUNICIPAL COURT

OMVI Filings per Month (Statewide)



	<u>Filings</u> 1977	<u>Filings</u> 1978	<u>Filings</u> 1979
January	3,467	3,281	4,496
February	3,728	3,685	4,112
March	5,292	4,773	5,358
April	4,595	4,594	4,943
May	4,638	4,996	4,975
June	4,497	4,093	4,192
July	4,002	4,068	4,705
August	4,634	4,089	4,390
September	4,559	4,326	4,607
October	4,618	4,762	5,653
November	4,567	4,741	5,007
December	4,146	4,660	5,798

Table XLII
MUNICIPAL COURTS
OTHER TRAFFIC CASES 1979
ANNUAL REPORT

COURT	FILED AND REACTI- VATED	JURY TRIAL	COURT TRIAL	PRE- TRIAL	--GUILTY, NO CONTEST PLEA--			VIOLA- TIONS BUREAU	UNAVAIL- ABILITY OF ACCUSED	--DISMISSAL BY--		TRANSFER TO OTHER JUDGE
					--ORIGINAL CHARGE-- -----HEARING BY-----		REDUCED			R.C.	OTHER	
					JUDGE	REFEREE	CHARGE		2945.73			
HAMILTON CNTY.	80,643	6	1,785	0	4,375	9,684	2	61,221	7,831	0	3,817	37
FRANKLIN CNTY	176,298	13	1,202	2,053	2,892	14,868	854	72,372	62,045	33	18,840	0
CLEVELAND	61,097	7	284	606	1,430	28,463	507	20,321	8,797	26	570	9
TOLEDO	40,090	0	400	1	6,885	5,694	70	21,344	2,199	448	2,942	54
AKRON	45,203	4	299	52	412	18,880	215	21,339	2,207	91	117	2
DAYTON	49,899	1	950	273	4,762	7,172	168	29,845	3,503	213	1,929	21
CANTON	13,923	0	64	7	354	6,770	210	5,197	1,167	6	141	11
PARMA	10,427	4	233	0	4,237	0	27	5,134	929	1	134	1
SPRINGFIELD	15,191	2	23	5	727	5,666	3	3,904	3,772	1	435	37
YOUNGSTOWN	15,291	0	379	0	6,056	0	12	5,059	2,935	181	792	10
CUYAHOGA FALLS	16,363	3	380	57	9,490	0	66	5,910	19	0	105	2
RAVENNA-PORTAGE CNTY	13,801	1	173	0	1,456	1,927	185	6,810	2,873	49	160	5
KENT-PORTAGE CNTY	11,852	3	212	0	1,863	2,644	306	5,011	1,651	51	152	0
ROCKY RIVER	14,618	3	518	0	6,843	0	81	5,808	751	54	330	63
LIMA	11,841	1	125	0	4,256	0	71	1,546	5,331	110	186	5
MANSFIELD	13,304	0	168	0	142	4,220	76	8,030	163	0	280	3
LICKING CNTY.	12,300	3	189	0	3,707	1	0	7,278	1,073	4	82	7
MASSILLON	9,107	2	33	0	3,211	0	59	5,639	138	4	110	3
KETTERING	7,145	4	197	5	1,407	1,113	53	4,096	36	12	99	29
WARREN	8,646	1	154	14	3,717	0	3	4,356	165	65	70	5
GARFIELD HEIGHTS	7,553	7	1	0	3,868	0	57	2,835	672	0	101	2
BARBERTON	8,315	1	113	229	3,391	0	34	4,444	169	0	420	10
ELYRIA	14,411	0	183	129	4,272	0	40	8,958	675	156	31	9
LORAIN	4,424	0	51	55	3,165	0	30	976	43	2	104	2
WILLOUGHBY	13,790	0	0	1	8,069	0	181	4,435	1	1	422	0
BEREA	8,403	1	51	0	4,672	0	381	3,097	42	0	387	0
WOOSTER-WAYNE CNTY	4,620	14	152	1	1,924	0	4	2,138	527	12	252	99
ORVILLE-WAYNE CNTY	3,115	8	93	32	1,017	1	13	1,809	351	9	84	9
MIAMI COUNTY	13,082	3	103	5	2,177	0	25	4,614	5,900	1	133	0
HAMILTON	8,590	20	111	0	3,030	0	0	4,640	403	2	297	0
BEDFORD	13,036	4	314	7	1,559	8,245	25	1,469	416	6	911	4
PORTSMOUTH	6,514	12	68	1	6,114	0	5	0	53	17	233	3
VANDALIA	10,103	0	351	0	8,889	0	24	0	622	0	150	0
LANCASTER	8,316	3	186	47	1,457	0	8	6,314	72	35	73	4
EUCLID	6,036	0	23	0	2,964	0	42	2,824	78	0	54	0
MIDDLETOWN	3,637	0	0	0	2,915	0	21	594	48	41	42	0
LAKWOOD	10,002	0	114	91	3,486	0	0	6,210	77	12	37	0
SHAKER HEIGHTS	11,013	1	257	15	1,060	1,325	0	8,027	702	0	103	1
MEDINA CNTY.	10,625	15	159	3	4,147	0	15	5,825	52	1	274	13

Table XLII, cont'd
MUNICIPAL COURTS
OTHER TRAFFIC CASES 1979
ANNUAL REPORT

----- T E R M I N A T E D B Y -----

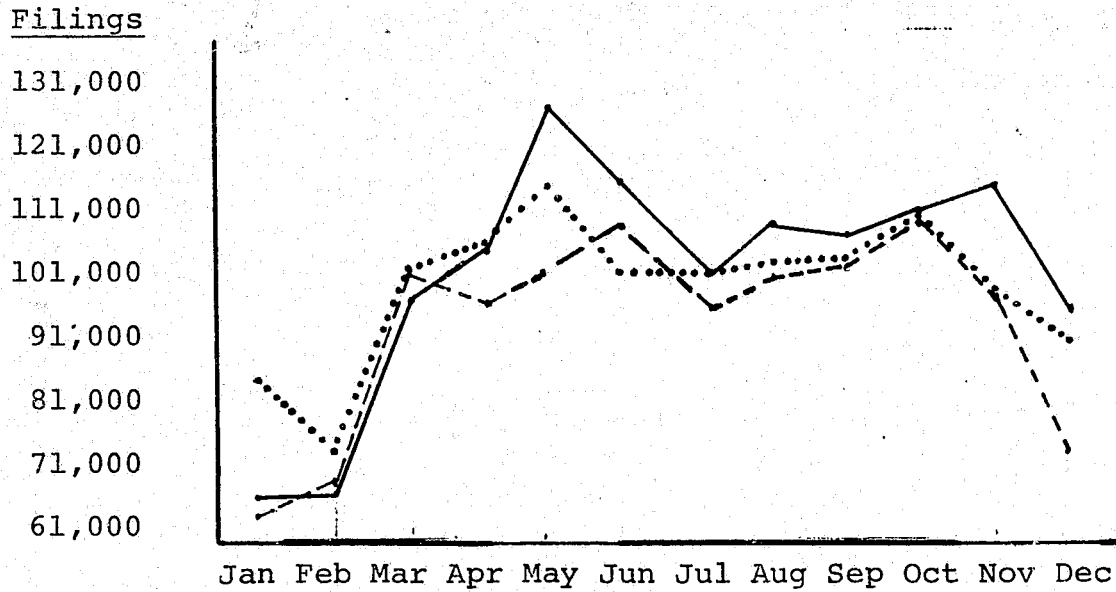
COURT	FILED AND REACTIVATED	JURY TRIAL	COURT TRIAL	PRE-TRIAL	--ORIGINAL CHARGE--		REDUCED CHARGE	VIOLATIONS BUREAU	UNAVAILABILITY OF ACCUSED	--DISMISSAL BY--		TRANSFER TO OTHER JUDGE
					-----HEARING BY-----	JUDGE				REFEREE	R.C.	
MARION CNTY.	12,022	0	114	1	1,779	0	41	7,821	1,732	59	70	0
CHARDON	5,632	0	109	10	2,571	0	2	2,831	33	1	38	0
LYNDHURST	10,821	1	80	0	5,880	0	3	4,242	370	14	150	0
CHILLICOTHE	6,650	3	61	1	3,867	0	7	2,544	1	19	58	31
CLEVELAND HTS	12,039	0	201	0	3,390	0	1	4,719	1,647	61	2,784	0
PAINESVILLE	9,875	3	77	1	2,806	0	61	6,812	70	0	132	0
MARIETTA	7,322	3	67	0	1,723	0	19	5,351	151	43	1	0
FINDLAY	12,664	0	224	161	1,172	0	22	7,101	3,291	352	34	0
ATHENS	4,500	0	94	0	908	0	0	3,276	15	81	104	0
NEW PHILADELPHIA	7,617	0	137	0	1,522	0	10	5,354	483	7	117	0
BOWLING GREEN	9,209	0	99	31	3,489	0	18	4,931	128	4	87	0
MIAMISBURG	4,778	6	359	40	4,139	0	15	0	75	8	42	0
BUCYRUS	6,437	0	134	51	169	809	39	4,498	509	104	209	0
ALLIANCE	2,114	0	53	0	1,455	0	16	402	0	2	69	0
GIRARD	6,612	0	157	0	4,157	0	23	2,038	175	8	93	9
TIFFIN	3,902	2	58	0	1,025	0	12	2,661	97	24	24	0
ISANDUSKY	5,314	3	188	0	1,777	1	9	2,548	680	4	65	3
GNORWALK	5,049	4	157	0	1,232	0	1	3,506	71	0	33	0
MENTOR	3,367	4	33	0	2,161	0	6	1,161	19	1	39	0
ASHLAND	11,784	0	109	16	1,475	0	30	8,664	1,443	4	133	0
DELAWARE	11,821	1	177	2	1,672	0	18	9,621	103	50	275	0
MOUNT VERNON	5,498	1	128	0	1,645	0	13	3,579	71	25	25	0
SYLVANIA	6,842	0	63	99	2,281	617	28	3,436	208	67	112	0
ASHTABULA	6,083	0	62	0	2,792	2	2	2,559	566	60	14	0
OBERLIN	6,120	8	0	0	1,549	0	0	4,033	252	0	348	0
CIRCLEVILLE	3,159	3	50	0	543	0	7	2,341	324	28	24	0
EAST CLEVELAND	5,311	0	52	4	2,528	0	1	2,284	452	1	67	0
AUGLAIZE COUNTY	7,253	2	55	9	4,125	0	7	2,496	5	28	45	0
FAIRBORN	6,914	0	107	2	3,302	0	30	3,141	152	6	51	0
SIDNEY	7,405	0	89	0	4,047	0	9	3,254	0	0	0	0
CAMBRIDGE	7,845	1	101	1	2,778	0	7	3,918	1,032	1	11	0
STRUTHERS	1,052	0	33	1	407	0	2	232	35	2	326	0
PORT CLINTON	3,407	0	63	6	980	0	3	2,167	64	10	68	0
DEFIANCE	5,134	3	76	0	4,376	0	3	194	236	129	73	0
PERRYSBURG	6,676	3	69	0	1,791	0	30	4,403	173	37	20	0
CELINA	3,051	1	34	5	1,500	0	0	1,391	8	2	27	0
BELLEFONTAINE	5,715	0	91	1	5,504	0	3	6	65	4	33	0
EATON	5,805	2	4	0	805	0	8	4,512	162	0	144	1
BRYAN	6,267	0	78	0	1,061	0	4	252	4,700	2	292	0
COSHOCTON	1,208	1	42	0	645	0	5	457	10	0	41	0

Table XLII, cont'd
MUNICIPAL COURTS
OTHER TRAFFIC CASES 1979
ANNUAL REPORT

COURT	FILED AND REACTI- VATED	JURY TRIAL	COURT TRIAL	PRE- TRIAL	--ORIGINAL CHARGE--		REDUCED CHARGE	VIOLA- TIONS BUREAU	UNAVAIL- ABILITY OF ACCUSED	--DISMISSAL BY--		TRANSFER TO OTHER JUDGE
					-----HEARING BY----- JUDGE	REFEREE				R.C. 2945.73	OTHER	
XENIA	5,255	5	142	211	2,499	1	1	2,208	71	57	23	0
ZANESVILLE	1,560	0	35	0	200	0	0	1,305	0	14	1	0
MAUMEE	7,448	1	42	108	2,515	0	5	4,518	274	1	57	0
NILES	2,069	0	1	0	831	0	1	1,152	80	0	0	0
WILMINGTON	7,691	0	67	0	607	0	5	4,210	2,777	0	59	0
STEUBENVILLE	1,439	0	5	0	626	0	9	1	489	92	254	0
URBANA	2,166	3	63	0	823	0	10	1,228	15	32	5	0
NEWTON FALLS	5,360	0	108	0	1,844	0	23	2,077	1,148	1	128	0
SOUTH EUCLID	3,828	1	48	1	1,706	0	13	1,714	163	5	165	0
VAN WERT CNTY	4,805	0	170	0	830	0	0	3,728	50	41	17	0
FREMONT	4,648	0	109	0	919	0	12	3,289	49	0	202	1
IRONTON	4,570	0	48	1	1,903	0	1	2,431	112	3	92	2
JACKSON	5,441	0	63	13	173	0	7	5,319	0	11	47	0
NAPOLEON	3,737	0	3	0	413	0	14	3,124	89	44	28	0
FRANKLIN	3,586	1	30	0	2,327	1	39	1,080	1	2	153	2
WASHINGTON C. H.	2,593	0	44	0	466	0	7	1,830	210	0	29	0
GALLIPOLIS	4,008	0	63	0	336	0	6	3,329	146	16	103	1
MARYSVILLE	2,428	1	63	0	450	0	1	1,758	33	11	88	0
EAST LIVERPOOL	740	0	17	0	463	0	0	227	16	22	7	0
FOSTORIA	1,347	1	34	3	737	3	3	448	3	56	34	0
HILLSBORO	1,697	0	24	0	772	17	1	779	22	0	48	0
UPPER SANDUSKY	4,622	2	54	0	4,486	0	4	0	64	2	14	0
KENTON	1,040	0	57	0	393	0	9	461	12	28	48	0
AVON LAKE	1,543	0	35	0	812	0	3	402	47	3	241	0
LOGAN	1,950	0	35	0	284	0	0	1,565	27	0	68	0
OREGON	2,494	0	54	32	1,382	0	16	956	49	4	35	0
SHELBY	624	0	0	21	575	0	5	0	5	15	1	0
WADSWORTH	5,258	2	101	3	1,260	0	11	3,676	118	32	89	0
VERMILION	2,318	0	32	28	971	0	6	1,155	68	5	27	1
CAMPBELL	378	1	18	0	326	0	1	22	7	2	19	0
FAIRFIELD	2,754	0	103	2	1,370	0	2	1,280	18	17	4	0
LEBANON	1,849	0	29	2	999	0	13	771	20	2	28	6
CONNEAUT	2,097	0	23	1	577	0	2	1,363	102	0	44	0
MASON	4,689	0	27	0	624	0	11	2,783	1,219	20	5	1
BELLEVUE	855	0	13	0	364	0	3	454	11	7	2	2
OAKWOOD	1,850	0	12	0	644	0	0	1,104	21	34	35	0
HURON	2,420	0	38	0	571	0	7	1,501	294	0	24	0
STATE TOTALS	1,166,055	220	15,793	4,557	264,506	118,124	4,639	567,413	145,926	3,471	43,901	520

Table XLIII
MUNICIPAL COURT

Other Traffic Filings per Month (Statewide)



-----1977 _____1978 1979

	<u>Filings</u> 1977	<u>Filings</u> 1978	<u>Filings</u> 1979
January	61,354	64,272	81,128
February	67,626	64,889	71,272
March	99,555	97,297	99,776
April	95,224	102,650	102,944
May	99,333	125,820	112,004
June	106,721	113,998	100,538
July	93,222	99,445	100,980
August	98,916	106,830	101,349
September	100,412	105,174	101,710
October	106,031	108,655	106,230
November	96,503	111,626	99,080
December	72,864	93,130	89,044

Table XLIV
MUNICIPAL COURTS 1979
ANNUAL REPORT
CIVIL CASES
PERSONAL INJURY AND PROPERTY DAMAGE

COURT	FILED AND REACTIVATED	JURY TRIAL	COURT TRIAL	PRETRIAL	T E R M I N A T E D B Y				
					DEFAULT HEARING BY JUDGE	DEFAULT HEARING BY REFEREE	DISMISSAL WANT OF PROSECUTION	BY OTHER DISMISSAL	TRANSFER TO OTHER JUDGE
HAMILTON CNTY.	2,251	7	135	2	1,449	0	128	409	95
FRANKLIN CNTY	2,347	10	75	403	1,111	23	170	222	0
CLEVELAND	2,965	13	133	22	0	2,045	1	925	7
TOLEDO	1,697	3	90	63	614	0	234	379	36
AKRON	736	0	37	182	388	0	38	58	3
DAYTON	852	4	45	30	16	95	128	419	124
CANTON	569	3	46	24	1	0	31	239	8
PARMA	249	12	35	71	110	0	0	12	0
SPRINGFIELD	318	1	42	0	101	10	3	151	2
YOUNGSTOWN	719	9	30	29	347	0	0	363	6
CUYAHOGA FALLS	188	3	24	38	47	0	16	69	0
RAVENNA-PORTAGE CNTY	178	1	40	0	53	3	16	53	5
KENT-PORTAGE CNTY	60	0	8	0	23	0	0	23	0
ROCKY RIVER	162	4	52	9	29	0	0	49	1
LIMA	96	1	0	0	41	0	6	48	0
MANSFIELD	165	2	14	40	83	0	0	30	6
LICKING CNTY.	136	0	8	4	34	0	0	36	1
MASSILLON	185	1	27	0	77	0	0	86	3
KETTERING	149	1	16	5	56	0	18	45	0
WARREN	244	0	23	0	100	0	9	66	0
GARFIELD HEIGHTS	170	0	5	0	36	8	0	87	1
BARBERTON	96	0	14	1	66	0	2	20	2
ELYRIA	183	0	1	21	3	73	12	54	4
LORAIN	186	1	17	3	3	70	6	82	0
WILLOUGHBY	145	1	10	12	60	1	14	58	0
BEREA	144	0	19	0	51	0	4	82	0
WOOSTER-WAYNE CNTY	54	0	0	0	23	0	0	9	11
ORVILLE-WAYNE CNTY	30	3	0	1	5	0	7	18	2
MIAMI COUNTY	85	0	10	3	51	0	8	28	0
HAMILTON	199	0	23	0	66	5	3	58	0
BEDFORD	207	3	5	0	77	0	20	69	0
PORTSMOUTH	14	0	1	0	2	0	0	10	1
VANDALIA	101	0	13	0	0	29	4	30	0
LANCASTER	105	0	12	9	20	0	10	24	1
EUCLID	87	0	14	5	43	0	0	29	1
MIDDLETOWN	0	0	0	0	0	0	0	0	0
LAKESWOOD	92	0	7	0	27	0	12	40	0
SHAKER HEIGHTS	133	2	6	11	27	20	10	57	0

Table XLIV, cont'd
MUNICIPAL COURTS 1979
ANNUAL REPORT
CIVIL CASES
PERSONAL INJURY AND PROPERTY DAMAGE

COURT	FILED AND REACTIVATED	JURY TRIAL	COURT TRIAL	PRETRIAL	TERMINATED BY				
					DEFAULT HEARING BY JUDGE	DEFAULT HEARING BY REFEREE	DISMISSAL WANT OF PROSECUTION	BY OTHER DISMISSAL	TRANSFER TO OTHER JUDGE
MEDINA CNTY.	0	0	0	0	0	0	0	0	0
MARION CNTY.	111	0	13	7	54	0	1	36	0
CHARDON	72	0	15	14	28	0	4	18	0
LYNDHURST	107	2	10	37	31	0	4	14	0
CHILlicothe	49	1	9	0	17	0	9	47	0
CLEVELAND HTS	107	0	4	12	22	0	6	43	0
PAINESVILLE	136	1	21	27	49	0	6	25	0
MARIETTA	57	2	11	1	8	0	23	0	0
FINDLAY	61	0	1	4	17	0	0	18	0
ATHENS	55	1	8	0	19	0	0	16	0
NEW PHILADELPHIA	103	1	0	0	0	50	0	45	0
BOWLING GREEN	75	1	5	1	22	0	3	40	0
MIAMISBURG	2	0	0	0	1	0	2	1	0
BUCYRUS	55	0	7	4	23	0	1	14	0
ALLIANCE	83	0	0	0	59	0	6	23	0
GIRARD	74	0	24	12	30	0	0	14	1
TIFFIN	25	0	1	6	11	0	3	4	0
SANDUSKY	97	0	7	3	49	0	0	27	0
NORWALK	46	1	3	0	17	0	1	20	2
MENTOR	76	2	11	5	25	0	3	34	0
ASHLAND	27	0	1	0	9	0	4	11	0
DELAWARE	64	1	5	10	28	0	1	17	0
MOUNT VERNON	36	0	3	0	11	0	5	10	0
SYLVANIA	89	2	18	8	16	0	1	34	0
ASHTABULA	61	0	2	4	32	0	38	4	0
OBERLIN	36	0	0	0	26	0	0	7	0
CIRCLEVILLE	2	0	7	0	0	0	0	0	0
EAST CLEVELAND	79	0	3	5	71	0	2	8	1
AUGLAIZE COUNTY	0	0	0	0	0	0	0	0	0
FAIRBORN	80	3	0	0	7	0	17	58	0
SIDNEY	36	0	0	0	18	0	1	12	0
CAMBRIDGE	30	0	13	1	19	0	8	14	0
STRUTHERS	45	1	8	0	19	0	0	14	0
PORT CLINTON	43	0	1	3	19	0	2	16	0
DEFIANCE	34	0	6	0	13	0	7	5	0
PERRYSBURG	54	0	9	0	21	2	29	0	0
CELINA	19	1	1	0	5	0	0	6	0
BELLEFONTAINE	25	0	2	5	11	0	0	6	0
EATON	19	0	0	0	9	0	0	9	0

Table XLIV, cont'd
MUNICIPAL COURTS 1979
ANNUAL REPORT
CIVIL CASES
PERSONAL INJURY AND PROPERTY DAMAGE

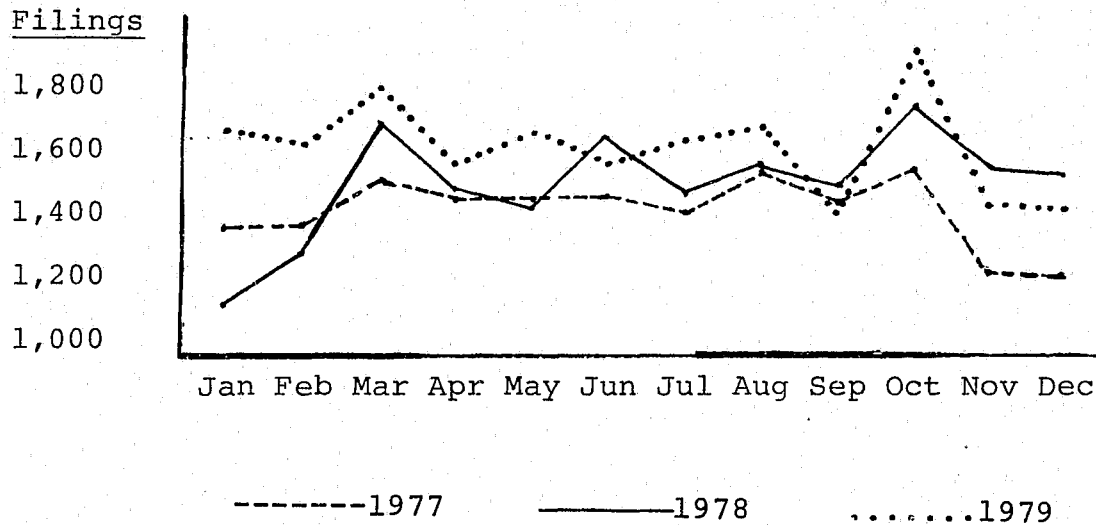
COURT	FILED AND REACTIVATED	JURY TRIAL	COURT TRIAL	PRETRIAL	----- T E R M I N A T E D B Y -----				
					DEFAULT HEARING BY JUDGE	DEFAULT HEARING BY REFEREE	DISMISSAL WANT OF PROSECUTION	BY OTHER DISMISSAL	TRANSFER TO OTHER JUDGE
BRYAN	33	0	3	0	18	0	0	11	1
COSHOCTON	18	0	3	3	4	0	0	6	0
XENIA	13	0	4	0	9	0	6	0	1
ZANESVILLE	34	0	25	0	0	0	7	1	0
MAUMEE	34	0	3	0	5	0	1	15	0
NILES	73	1	5	0	36	0	1	31	0
WILMINGTON	33	0	7	0	12	0	2	4	0
STEUBENVILLE	0	0	0	0	1	0	0	2	0
URBANA	24	0	1	0	11	0	1	4	0
NEWTON FALLS	19	0	5	3	3	0	0	8	0
SOUTH EUCLID	26	0	0	8	10	0	3	9	0
VAN WERT CNTY	21	0	6	0	8	0	0	5	0
FREMONT	39	0	0	0	31	0	0	2	0
IRONTON	0	0	0	0	0	0	0	0	0
JACKSON	4	0	0	0	3	0	0	0	0
103 - NAPOLEON	14	0	0	0	7	0	4	5	0
FRANKLIN	0	0	0	0	0	0	0	1	0
WASHINGTON C. H.	27	0	3	0	12	0	3	5	0
GALLIPOLIS	14	0	0	0	4	0	0	3	0
MARYSVILLE	25	0	0	0	13	0	0	8	0
EAST LIVERPOOL	28	0	1	0	19	0	5	1	0
FOSTORIA	18	1	4	0	9	0	0	3	0
HILLSBORO	15	0	1	0	0	3	0	3	0
UPPER SANDUSKY	11	0	1	0	5	0	0	4	0
KENTON	0	0	0	0	0	0	0	0	0
AVON LAKE	20	1	3	0	3	0	0	6	0
LOGAN	20	0	0	0	5	0	0	11	0
OREGON	25	0	2	6	8	0	0	9	0
SHELBY	0	0	0	0	0	0	0	0	0
WADSWORTH	25	0	1	0	16	0	4	1	0
VERMILION	27	0	0	4	10	0	0	11	0
CAMPBELL	33	1	6	0	13	0	0	11	0
FAIRFIELD	35	1	15	0	15	0	0	0	0
LEBANON	23	0	3	3	11	0	0	10	0
CONNEAUT	27	1	0	1	7	0	0	17	0
MASON	12	0	0	0	12	0	5	1	0
BELLEVUE	11	0	1	0	5	0	0	1	0
OAKWOOD	0	0	0	0	0	0	0	0	0
HURON	4	0	0	0	0	0	0	3	0
STATE TOTALS	19,252	111	1,369	1,185	6,381	2,437	1,139	5,319	326

CONTINUED

2 OF 3

Table XLV
MUNICIPAL COURT
Personal Injury and Property Damages

Filings per Month (Statewide)



	<u>Filings</u> 1977	<u>Filings</u> 1978	<u>Filings</u> 1979
January	1,303	1,135	1,634
February	1,364	1,334	1,596
March	1,535	1,679	1,772
April	1,400	1,476	1,563
May	1,402	1,398	1,637
June	1,434	1,653	1,554
July	1,393	1,419	1,624
August	1,521	1,581	1,678
September	1,402	1,471	1,395
October	1,575	1,748	1,936
November	1,274	1,503	1,464
December	1,278	1,534	1,399

Table XLVI
MUNICIPAL COURTS 1979
ANNUAL REPORT
CIVIL CASES
CONTRACTS

COURT	FILED AND REACTIVATED	JURY TRIAL	COURT TRIAL	PRETRIAL	TERMINATED BY				
					DEFAULT HEARING BY JUDGE	DEFAULT HEARING BY REFEREE	DISMISSAL WANT OF PROSECUTION	BY OTHER DISMISSAL	TRANSFER TO OTHER JUDGE
HAMILTON CNTY.	23,426	8	472	15	17,018	0	1,504	2,398	268
FRANKLIN CNTY	19,645	7	220	1,517	12,414	213	1,347	1,531	0
CLEVELAND	28,841	15	456	57	2,500	23,834	3	4,324	20
TOLEDO	22,425	1	157	292	17,828	1	1,143	2,372	91
AKRON	9,761	2	199	1,151	6,851	8	778	630	8
DAYTON	8,060	3	131	113	20	259	710	6,511	328
CANTON	4,815	4	153	112	6	0	261	2,942	36
PARMA	1,631	17	99	258	1,126	0	1	89	4
SPRINGFIELD	4,037	1	133	1	2,933	1	5	1,117	5
YOUNGSTOWN	5,807	2	33	68	4,194	0	0	1,495	6
CUYAHOGA FALLS	1,583	2	108	148	850	0	224	269	3
RAVENNA-PORTAGE CNTY	1,382	1	106	1	726	20	145	274	13
KENT-PORTAGE CNTY	763	1	80	0	479	11	68	150	2
ROCKY RIVER	526	2	86	3	205	0	10	155	22
LIMA	3,898	0	18	0	2,748	0	76	736	0
MANSFIELD	326	0	3	26	200	7	9	23	2
LICKING CNTY.	661	0	29	27	250	0	1	202	4
MASSILLON	1,363	1	34	0	1,033	0	0	279	4
KETTERING	811	1	44	6	449	0	85	148	4
WARREN	1,884	1	87	0	1,202	0	70	262	0
GARFIELD HEIGHTS	888	1	45	0	453	43	0	285	1
BARBERTON	891	1	48	11	561	0	4	158	9
ELYRIA	1,974	0	13	89	17	1,259	108	378	8
LORAIN	1,875	0	12	15	21	1,273	64	437	0
WILLOUGHBY	1,170	3	10	13	491	3	33	176	5
BEREA	1,001	2	55	1	561	0	1	239	2
WOOSTER-WAYNE CNTY	507	0	0	0	328	1	0	113	59
ORVILLE-WAYNE CNTY	264	3	3	6	116	0	81	237	9
MIAMI COUNTY	223	0	6	4	165	0	13	39	1
HAMILTON	2,357	0	66	0	1,935	0	102	417	0
BEDFORD	1,968	1	31	13	1,199	0	248	392	0
PORTSMOUTH	684	0	24	1	466	3	0	166	5
VANDALIA	369	0	34	0	0	133	11	107	0
LANCASTER	870	1	29	50	430	3	66	167	6
EUCLID	1,130	1	57	14	769	0	32	206	6
MIDDLETOWN	0	0	0	0	0	0	0	0	0
LAKWOOD	1,382	0	56	0	1,087	0	75	156	0
SHAKER HEIGHTS	1,169	3	65	50	425	186	91	300	13

Table XLVI, cont'd
MUNICIPAL COURTS 1979
ANNUAL REPORT
CIVIL CASES
CONTRACTS

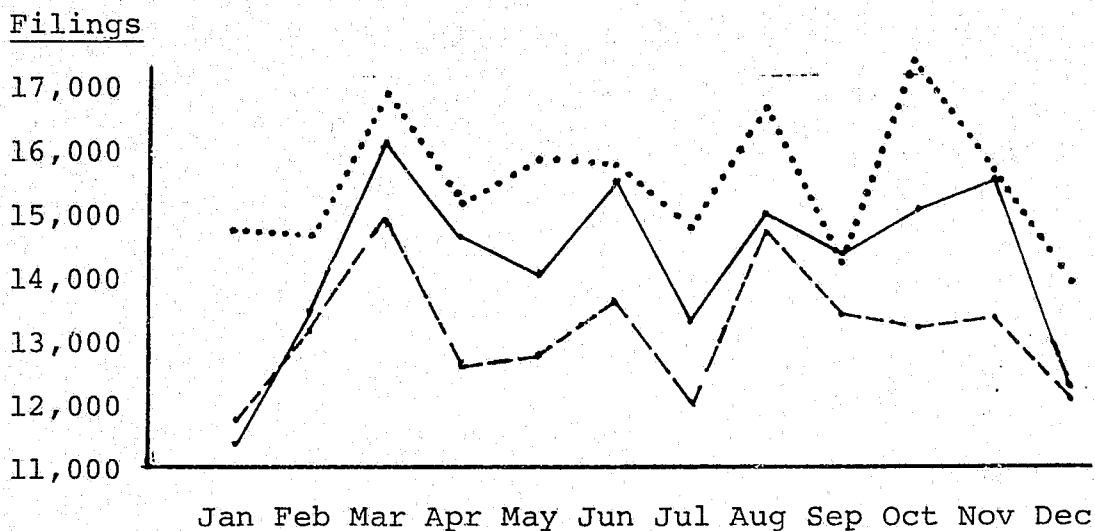
COURT	FILED AND REACTIVATED	JURY TRIAL	COURT TRIAL	PRETRIAL	T E R M I N A T E D B Y				
					DEFAULT HEARING BY JUDGE	DEFAULT HEARING BY REFEREE	DISMISSAL WANT OF PROSECUTION	BY OTHER DISMISSAL	TRANSFER TO OTHER JUDGE
MEDINA CNTY.	0	0	0	0	0	0	0	0	0
MARION CNTY.	272	2	9	10	189	0	2	29	0
CHARDON	736	4	69	72	426	0	35	128	0
LYNDHURST	873	0	74	139	492	0	46	120	1
CHILLICOTHE	756	6	32	2	457	3	14	155	0
CLEVELAND HTS	859	0	30	41	505	10	30	211	0
PAINESVILLE	1,549	1	22	76	792	0	41	244	0
MARIETTA	310	0	35	0	191	0	72	1	0
FINDLAY	507	1	5	35	292	0	1	140	0
ATHENS	129	1	6	0	86	0	0	33	0
NEW PHILADELPHIA	538	0	2	0	0	333	0	135	0
BOWLING GREEN	435	0	7	2	368	0	11	69	0
MIAMISBURG	0	1	0	0	0	0	0	0	0
BUCYRUS	213	0	8	15	112	0	16	37	0
ALLIANCE	1,429	0	2	3	1,237	0	57	193	0
GIRARD	311	1	37	24	202	0	11	50	5
TIFFIN	256	0	16	23	159	0	33	41	0
SANDUSKY	705	1	16	14	542	0	0	148	0
NORWALK	496	6	27	0	330	0	0	100	6
MENTOR	908	4	96	40	436	0	14	331	0
ASHLAND	196	0	4	2	137	0	258	135	0
DELAWARE	384	0	17	15	276	0	6	68	0
MOUNT VERNON	104	1	7	0	49	0	57	25	1
SYLVANIA	567	3	26	4	333	0	11	182	0
ASHTABULA	705	0	15	10	478	2	143	28	0
OVERLIN	497	0	0	0	389	0	0	102	0
CIRCLEVILLE	194	0	36	1	71	0	7	6	0
EAST CLEVELAND	1,254	0	7	22	1,051	0	1	40	2
AUGLAIZE COUNTY	0	0	0	0	0	0	0	0	0
FAIRBORN	336	1	12	3	22	0	67	215	0
SIDNEY	107	0	0	0	56	0	0	10	0
CAMBRIDGE	225	0	18	4	109	0	24	46	2
STRUTHERS	221	0	25	3	189	0	0	11	0
PORT CLINTON	317	0	3	12	179	0	9	57	1
DEFIANCE	466	0	29	0	339	0	14	77	0
PERRYSBURG	307	2	15	0	178	5	121	4	0
CELINA	192	0	36	0	106	0	3	45	2
BELLEFONTAINE	373	0	12	9	245	0	10	66	1
EATON	100	0	0	0	54	0	0	41	0

901

Table XLVI, cont'd
MUNICIPAL COURTS 1979
ANNUAL REPORT
CIVIL CASES
CONTRACTS

COURT	FILED AND REACTIVATED	JURY TRIAL	COURT TRIAL	PRETRIAL	----- T E R M I N A T E D B Y -----				
					DEFAULT HEARING BY JUDGE	DEFAULT HEARING BY REFEREE	DISMISSAL WANT OF PROSECUTION	BY OTHER DISMISSAL	TRANSFER TO OTHER JUDGE
BRYAN	364	0	11	0	211	0	0	79	2
COSHOCTON	269	0	2	7	211	0	6	52	0
XENIA	492	2	23	11	299	1	90	20	3
ZANESVILLE	772	0	650	0	0	0	125	41	0
MAUMEE	371	2	13	0	238	0	20	93	0
NILES	412	0	20	4	270	2	1	71	0
WILMINGTON	285	1	16	0	248	0	4	32	0
STEUBENVILLE	12	0	0	0	12	0	0	3	0
URBANA	241	0	9	8	143	0	13	48	0
NEWTON FALLS	118	0	15	10	69	0	2	65	0
SOUTH EUCLID	222	1	14	36	126	0	6	50	1
VAN WERT CNTY	157	2	12	0	108	0	3	22	0
FREMONT	434	0	0	0	482	0	0	28	0
IRONTON	0	0	0	0	0	0	0	0	0
JACKSON	118	0	0	0	110	5	2	27	0
107 NAPOLEON	124	0	0	0	92	0	4	21	0
FRANKLIN	291	1	6	0	102	3	0	100	4
WASHINGTON C. H.	128	0	10	0	90	0	9	36	0
GALLIPOLIS	28	0	0	0	17	0	1	16	0
MARYSVILLE	151	0	2	0	114	0	0	23	0
EAST LIVERPOOL	407	0	5	0	313	0	36	6	0
FOSTORIA	207	0	15	0	154	0	21	29	0
HILLSBORO	27	0	4	0	0	12	0	5	0
UPPER SANDUSKY	22	0	1	0	21	0	0	3	0
KENTON	1	0	1	0	0	0	0	0	0
AVON LAKE	172	0	20	0	71	0	5	56	0
LOGAN	103	0	8	5	60	0	0	25	0
OREGON	266	0	8	0	209	0	0	60	0
SHELBY	0	0	0	0	0	0	0	0	0
WADSWORTH	92	0	1	1	58	0	15	6	0
VERMILION	195	0	4	8	131	0	1	43	0
CAMPBELL	67	0	11	0	34	0	0	9	1
FAIRFIELD	215	0	26	0	125	0	0	1	0
LEBANON	58	0	3	2	40	0	1	12	1
CONNEAUT	226	1	1	0	177	0	3	41	0
MASON	60	0	0	1	33	0	10	10	0
BELLEVUE	158	2	4	3	116	0	5	15	0
OAKWOOD	0	0	0	0	0	0	0	0	0
HURON	16	0	2	0	0	0	0	16	0
STATE TOTALS	185,475	132	4,874	4,739	97,617	27,634	8,866	34,367	977

Table XLVII
MUNICIPAL COURT
Contract Filings per Month (Statewide)



-----1977 ————1978 1979

	<u>Filings</u> 1977	<u>Filings</u> 1978	<u>Filings</u> 1979
January	11,786	11,276	14,689
February	13,112	13,925	14,678
March	14,762	16,270	16,727
April	12,612	14,520	15,229
May	12,803	13,983	15,906
June	13,659	15,656	15,811
July	12,426	13,281	14,686
August	14,602	15,222	16,701
September	13,406	14,391	14,303
October	13,357	14,859	17,323
November	13,418	15,320	15,585
December	12,354	12,463	13,837

Table XLVIII
MUNICIPAL COURTS 1979
ANNUAL REPORT
CIVIL CASES
F.E.D.

COURT	FILED AND REACTIVATED	JURY TRIAL	COURT TRIAL	PRETRIAL	T E R M I N A T E D B Y				
					DEFAULT HEARING BY JUDGE	DEFAULT HEARING BY REFEREE	DISMISSAL WANT OF PROSECUTION	BY OTHER DISMISSAL	TRANSFER TO OTHER JUDGE
HAMILTON CNTY.	9,782	4	50	3	5,494	0	2,669	1,183	36
FRANKLIN CNTY	9,638	2	20	157	987	5,476	1,285	283	0
CLEVELAND	8,419	11	30	15	2,514	5,372	2	2,016	1
TOLEDO	2,456	0	21	18	898	52	601	436	3
AKRON	2,224	0	52	163	787	186	355	180	2
DAYTON	2,676	1	78	33	6	49	776	1,723	47
CANTON	1,029	0	12	10	0	740	270	122	1
PARMA	561	0	6	1	538	0	0	0	0
SPRINGFIELD	690	0	18	0	224	2	12	526	1
YOUNGSTOWN	768	1	1	1	3	713	0	77	0
CUYAHOGA FALLS	367	0	8	4	100	0	64	151	0
RAVENNA-PORTAGE CNTY	397	1	26	0	180	13	81	113	3
KENT-PORTAGE CNTY	210	0	7	0	113	6	28	64	1
ROCKY RIVER	276	1	184	3	2	0	32	10	40
LIMA	312	0	0	0	162	0	2	106	0
MANSFIELD	254	0	1	6	74	0	49	58	0
LICKING CNTY.	222	1	3	3	68	0	0	80	1
MASSILLON	339	0	7	0	132	0	0	166	0
KETTERING	161	0	3	1	63	0	66	30	0
WARREN	459	0	38	0	222	0	31	119	0
GARFIELD HEIGHTS	240	0	0	0	22	108	0	107	0
BARBERTON	233	0	3	2	159	0	1	67	0
ELYRIA	794	0	0	0	2	331	6	414	0
LORAIN	611	0	2	2	1	127	86	228	0
WILLOUGHBY	251	0	2	0	119	1	4	121	1
BEREA	357	0	34	0	97	0	13	204	0
WOOSTER-WAYNE CNTY	105	0	0	0	34	0	0	14	0
ORVILLE-WAYNE CNTY	49	0	0	0	7	0	10	56	0
MIAMI COUNTY	233	0	6	4	151	0	3	56	2
HAMILTON	403	0	0	0	0	0	211	149	0
BEDFORD	913	0	0	0	389	0	40	458	0
PORTSMOUTH	126	0	79	1	4	0	3	21	1
VANDALIA	334	0	8	0	0	48	90	179	0
LANCASTER	219	1	106	13	5	0	9	83	3
EUCLID	846	0	3	0	761	0	2	124	0
MIDDLETOWN	367	0	0	0	335	0	0	12	0
LAKWOOD	310	0	3	0	132	0	65	96	0
SHAKER HEIGHTS	146	1	22	0	0	60	6	57	0

601

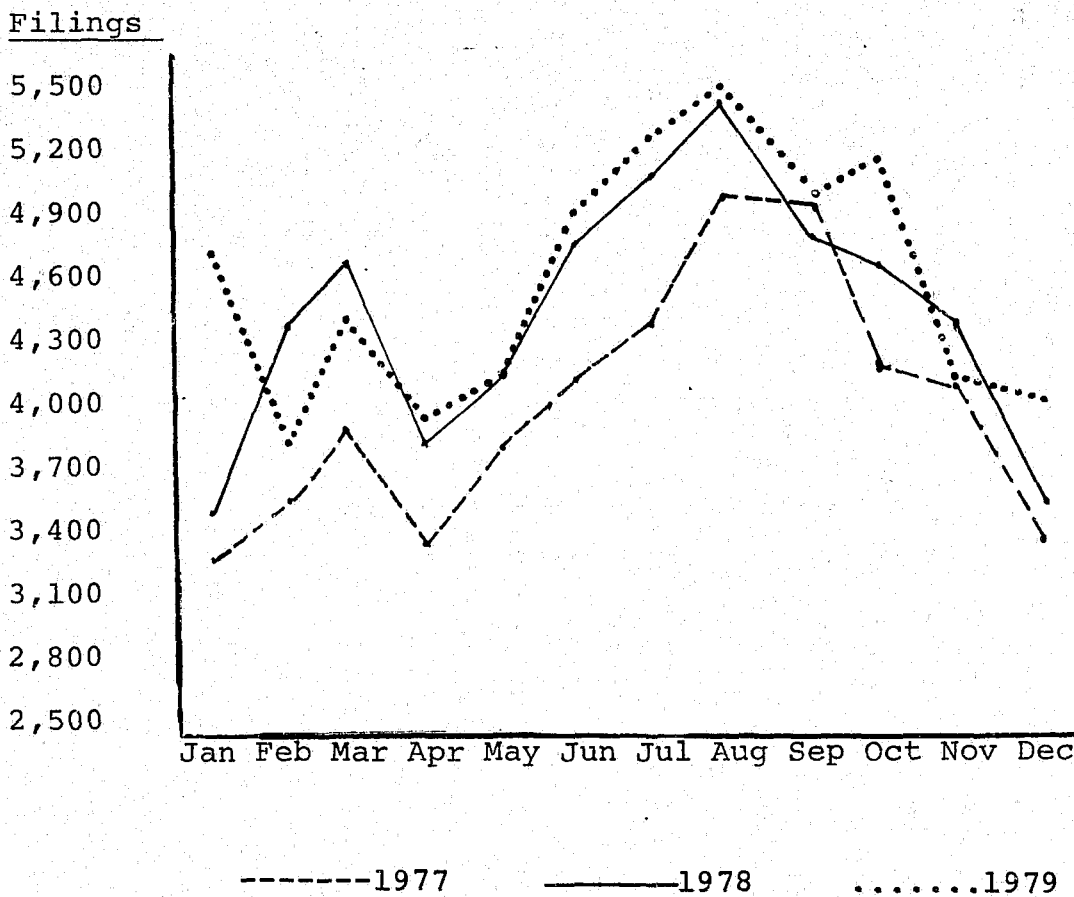
Table XLVIII, cont'd
MUNICIPAL COURTS 1979
ANNUAL REPORT
CIVIL CASES
F.E.D.

COURT	FILED AND REACTIVATED	JURY TRIAL	COURT TRIAL	PRETRIAL	----- T E R M I N A T E D B Y -----				
					DEFAULT HEARING BY JUDGE	DEFAULT HEARING BY REFEREE	DISMISSAL WANT OF PROSECUTION	BY OTHER DISMISSAL	TRANSFER TO OTHER JUDGE
MEDINA CNTY.	242	0	0	0	6	0	2	209	0
MARION CNTY.	237	0	0	0	168	0	2	48	0
CHARDON	65	0	3	3	39	0	4	18	0
LYNDHURST	136	0	3	5	120	0	0	4	0
CHILlicoTHE	109	0	54	0	7	0	2	41	6
CLEVELAND HTS	186	0	7	16	93	0	21	50	0
PAINESVILLE	199	0	0	2	104	0	22	62	0
MARIETTA	55	0	31	0	0	0	23	1	0
FINDLAY	118	0	3	67	8	0	0	50	0
ATHENS	85	0	0	0	47	0	0	39	0
NEW PHILADELPHIA	56	0	0	0	0	35	0	20	0
BOWLING GREEN	120	0	0	0	64	0	0	57	0
MIAMISBURG	2	0	0	0	2	0	0	0	0
BUCYRUS	69	0	9	0	20	0	7	23	0
ALLIANCE	118	0	0	0	25	0	1	16	0
GIRARD	72	0	2	4	54	0	0	10	1
TIFFIN	34	0	0	0	27	0	3	3	0
SANDUSKY	142	0	2	3	78	0	0	59	0
NORWALK	120	1	3	0	64	0	0	41	0
MENTOR	167	0	5	0	80	0	9	87	0
ASHLAND	74	0	3	2	33	0	15	21	0
DELAWARE	134	0	2	1	85	0	10	31	0
MOUNT VERNON	37	0	5	0	12	0	33	6	0
SYLVANIA	168	0	32	1	56	0	6	76	0
ASHTABULA	96	0	0	0	67	0	28	1	0
OBERLIN	74	0	0	0	55	0	0	41	0
CIRCLEVILLE	102	0	5	0	63	0	3	17	0
EAST CLEVELAND	1,203	0	5	1	810	0	2	300	0
AUGLAIZE COUNTY	44	0	0	0	28	0	0	9	0
FAIRBORN	136	0	1	0	8	0	22	52	0
SIDNEY	107	0	0	0	56	0	2	51	0
CAMBRIDGE	63	0	36	0	15	0	3	18	0
STRUTHERS	22	0	1	0	16	0	0	3	0
PORT CLINTON	50	0	0	2	15	0	4	21	0
DEFIANCE	46	0	1	0	25	0	2	14	0
PERRYSBURG	174	0	5	0	18	43	116	0	0
CELINA	19	0	2	0	7	0	0	6	1
BELLEFONTAINE	10	0	1	0	4	0	0	4	0
EATON	33	0	0	0	16	0	0	20	0

Table XLVIII, cont'd
MUNICIPAL COURTS 1979
ANNUAL REPORT
CIVIL CASES
F.E.D.

COURT	FILED AND REACTIVATED	JURY TRIAL	COURT TRIAL	PRETRIAL	----- T E R M I N A T E D B Y -----				
					DEFAULT HEARING BY JUDGE	DEFAULT HEARING BY REFEREE	DISMISSAL WANT OF PROSECUTION	BY OTHER DISMISSAL	TRANSFER TO OTHER JUDGE
BRYAN	62	0	0	0	41	0	0	22	0
COSHOCTON	31	0	0	0	18	0	0	12	0
XENIA	180	0	5	0	55	45	55	3	2
ZANESVILLE	103	0	87	0	0	0	5	3	0
MAUMEE	52	0	5	0	13	0	6	28	0
NILES	0	0	0	0	0	0	0	0	0
WILMINGTON	93	0	2	0	67	0	0	27	0
STEUBENVILLE	68	0	0	0	19	0	2	18	0
URBANA	50	0	0	0	39	0	2	6	0
NEWTON FALLS	46	0	17	0	16	0	0	22	0
SOUTH EUCLID	13	0	0	0	9	0	0	4	0
VAN WERT CNTY	16	0	3	0	11	0	0	5	0
FREMONT	64	0	0	0	57	0	0	4	0
IRONTON	32	0	1	0	16	0	0	10	0
JACKSON	29	0	0	0	14	0	0	16	0
NAPOLEON	22	0	0	0	10	0	7	8	0
FRANKLIN	132	0	2	0	77	0	0	18	3
WASHINGTON C. H.	42	0	0	0	19	0	0	18	0
GALLIPOLIS	32	0	0	0	13	0	0	15	0
MARYSVILLE	52	0	0	0	38	0	0	7	0
EAST LIVERPOOL	44	0	3	0	29	0	13	2	0
FOSTORIA	67	0	1	0	41	0	6	7	0
HILLSBORO	36	0	10	0	0	8	0	5	0
UPPER SANDUSKY	23	0	0	0	19	0	0	3	0
KENTON	28	0	0	0	27	0	0	0	0
AVON LAKE	19	0	1	0	11	0	0	12	0
LOGAN	20	0	0	0	15	0	0	4	0
OREGON	79	0	0	0	42	0	0	33	0
SHELBY	0	0	0	0	0	0	0	0	0
WADSWORTH	84	0	1	0	34	0	18	17	0
VERMILION	2	0	0	0	1	0	1	0	0
CAMPBELL	14	0	3	0	8	0	0	6	0
FAIRFIELD	251	0	9	0	197	0	0	0	0
LEBANON	77	0	2	1	30	3	0	45	0
CONNEAUT	13	0	0	0	7	0	0	7	0
MASON	24	0	0	0	15	0	7	3	0
BELLEVUE	33	0	0	0	29	0	1	6	0
OAKWOOD	0	0	0	0	0	0	9	0	0
HURON	25	0	0	0	1	0	0	22	0
STATE TOTALS	54,659	25	1,206	548	18,218	13,418	7,346	11,836	156

Table XLIX
MUNICIPAL COURT
FED Filings per Month (Statewide)



	<u>Filings</u> 1977	<u>Filings</u> 1978	<u>Filings</u> 1979
January	3,326	3,464	4,700
February	3,567	4,346	3,784
March	3,825	4,640	4,348
April	3,368	3,784	3,827
May	3,758	4,211	4,211
June	4,175	4,769	4,839
July	4,331	5,098	5,231
August	4,925	5,417	5,497
September	4,864	4,771	4,991
October	4,256	4,631	5,142
November	4,039	4,309	4,172
December	3,336	3,414	3,917

Table I
MUNICIPAL COURTS 1979
ANNUAL REPORT
CIVIL CASES
OTHER CIVIL

COURT	FILED AND REACTIVATED	JURY TRIAL	COURT TRIAL	PRETRIAL	T E R M I N A T E D B Y				
					DEFAULT HEARING BY JUDGE	DEFAULT HEARING BY REFEREE	DISMISSAL WANT OF PROSECUTION	BY OTHER DISMISSAL	TRANSFER TO OTHER JUDGE
HAMILTON CNTY.	2,159	0	1	0	1,934	0	4	205	9
FRANKLIN CNTY	1,502	0	7	39	108	878	125	216	0
CLEVELAND	387	6	22	7	0	77	10	295	1
TOLEDO	101	0	7	3	45	0	22	22	0
AKRON	337	0	45	141	53	5	19	10	3
DAYTON	50	0	8	1	0	26	11	12	63
CANTON	98	0	26	8	1	0	1	32	3
PARMA	211	8	147	4	15	0	0	42	0
SPRINGFIELD	2	0	0	0	1	0	0	0	0
YOUNGSTOWN	89	0	1	0	9	58	2	25	0
CUYAHOGA FALLS	17	0	0	2	5	0	3	8	0
RAVENNA-PORTAGE CNTY	48	0	4	0	20	4	3	14	0
KENT-PORTAGE CNTY	10	0	0	0	4	0	0	2	0
ROCKY RIVER	816	5	216	4	329	0	14	182	11
LIMA	53	0	0	0	36	0	2	23	0
MANSFIELD	2,267	2	50	183	1,555	1	112	332	7
LICKING CNTY.	55	0	4	2	3	0	0	21	1
MASSILLON	15	1	1	0	3	0	0	8	0
KETTERING	108	0	3	10	30	0	16	33	2
WARREN	27	0	1	0	5	1	0	6	0
GARFIELD HEIGHTS	15	0	0	0	0	7	0	24	0
BARBERTON	126	0	107	3	11	0	0	6	2
ELYRIA	118	0	0	1	104	2	0	5	0
LORAIN	103	0	0	0	0	93	2	12	0
WILLOUGHBY	162	6	24	16	212	2	59	144	2
BEREA	50	0	6	0	13	0	1	17	1
WOOSTER-WAYNE CNTY	34	0	1	0	6	0	0	28	0
ORVILLE-WAYNE CNTY	8	0	0	0	1	0	0	6	0
MIAMI COUNTY	816	0	64	50	448	0	39	196	10
HAMILTON	16	0	2	0	6	0	4	5	0
BEDFORD	20	0	0	1	4	0	2	17	0
PORTSMOUTH	96	0	137	0	19	16	0	16	0
VANDALIA	22	0	1	0	0	5	2	9	0
LANCASTER	102	0	35	29	9	0	1	15	8
EUCLID	9	0	1	0	3	0	0	6	0
MIDDLETOWN	1,484	11	0	0	1,078	0	18	170	5
LAKEWOOD	7	0	1	0	1	0	1	3	0
SHAKER HEIGHTS	16	0	3	0	1	0	0	0	1

113

Table L, cont'd
MUNICIPAL COURTS 1979
ANNUAL REPORT
CIVIL CASES
OTHER CIVIL

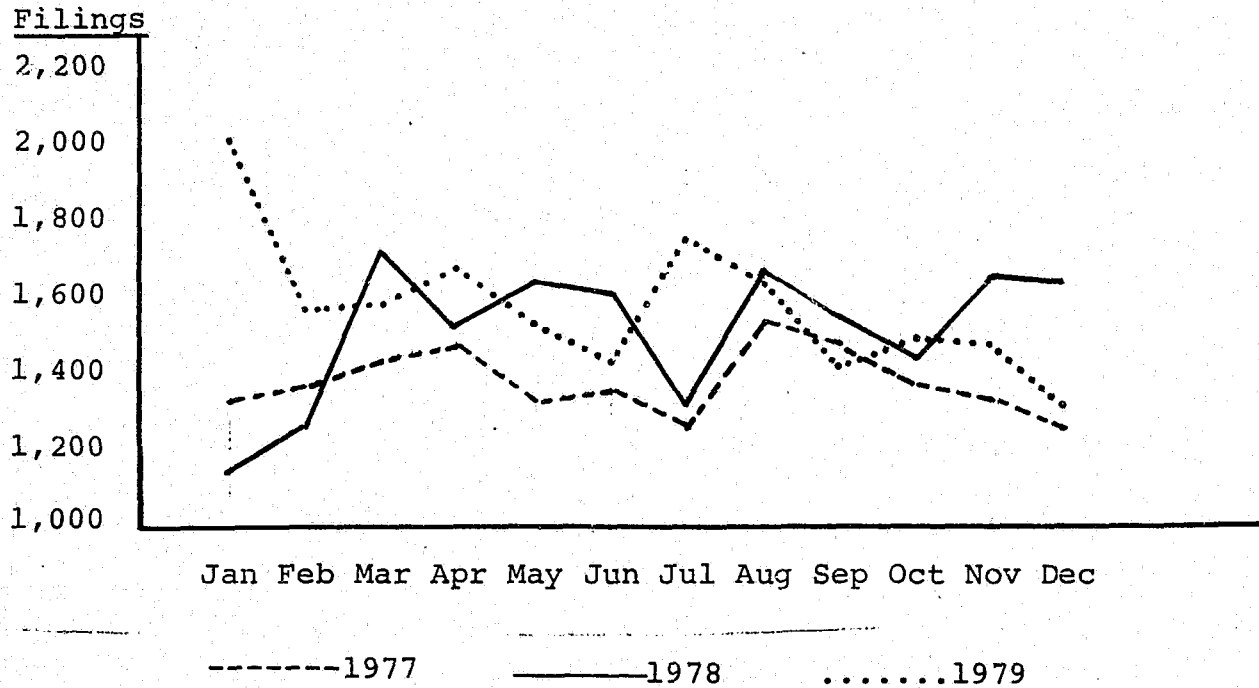
COURT	FILED AND REACTIVATED	JURY TRIAL	COURT TRIAL	PRETRIAL	T E R M I N A T E D B Y				
					DEFAULT HEARING BY JUDGE	DEFAULT HEARING BY REFEREE	DISMISSAL WANT OF PROSECUTION	BY OTHER DISMISSAL	TRANSFER TO OTHER JUDGE
MEDINA CNTY.	1,136	0	0	0	19	3	0	912	15
MARION CNTY.	867	0	11	12	633	0	9	148	0
CHARDON	551	0	0	0	560	0	0	2	0
LYNDHURST	15	0	2	2	4	0	0	5	0
CHILlicoTHE	179	0	62	0	5	2	2	119	8
CLEVELAND HTS	55	0	0	0	47	0	4	4	0
PAINESVILLE	26	0	0	3	1	0	3	15	0
MARIETTA	0	0	0	0	0	0	0	0	0
FINDLAY	34	0	0	3	3	0	0	26	0
ATHENS	112	0	5	0	75	0	0	56	0
NEW PHILADELPHIA	38	0	0	0	0	29	0	23	0
BOWLING GREEN	2	0	0	0	1	0	1	2	0
MIAMISBURG	681	0	110	10	401	5	31	151	1
BUCYRUS	62	0	2	3	20	0	3	9	0
ALLIANCE	43	0	1	0	20	0	2	3	0
GIRARD	2	0	4	1	0	0	0	1	0
TIFFIN	10	0	1	0	2	0	4	2	0
SANDUSKY	34	0	1	1	32	0	0	6	0
NORWALK	87	1	68	0	5	0	0	13	0
MENTOR	18	0	1	1	5	0	0	15	0
ASHLAND	1	0	1	0	1	0	0	2	0
DELAWARE	69	0	47	0	3	4	1	10	0
MOUNT VERNON	213	2	11	0	98	0	79	42	1
SYLVANIA	23	0	2	0	3	0	1	16	0
ASHTABULA	35	0	0	3	17	0	13	5	0
OBERLIN	0	0	0	0	0	0	0	0	0
CIRCLEVILLE	52	0	0	0	50	0	1	0	0
EAST CLEVELAND	24	0	0	0	23	0	0	1	1
AUGLAIZE COUNTY	377	0	14	7	246	0	3	83	8
FAIRBORN	5	0	0	0	1	0	0	1	0
SIDNEY	237	0	0	0	199	0	0	95	0
CAMBRIDGE	26	0	1	0	5	0	10	13	0
STRUTHERS	23	0	0	0	14	0	2	2	0
PORT CLINTON	15	0	2	3	7	0	0	4	0
DEFIANCE	2	0	0	0	0	0	0	0	0
PERRYSBURG	16	0	2	0	10	0	3	0	0
CELINA	24	0	2	0	11	0	0	10	0
BELLEFONTAINE	7	0	1	0	2	0	0	2	0
EATON	4	0	0	0	1	0	0	5	0

Table L, cont'd
MUNICIPAL COURTS 1979
ANNUAL REPORT
CIVIL CASES
OTHER CIVIL

COURT	FILED AND REACTIVATED	JURY TRIAL	COURT TRIAL	PRETRIAL	T E R M I N A T E D B Y				
					DEFAULT HEARING BY JUDGE	DEFAULT HEARING BY REFEREE	DISMISSAL WANT OF PROSECUTION	BY OTHER DISMISSAL	TRANSFER TO OTHER JUDGE
BRYAN	6	0	0	0	12	0	0	7	0
COSHOCTON	9	0	1	0	4	0	0	4	0
XENIA	40	0	5	1	20	2	6	4	1
ZANESVILLE	3	0	0	0	0	0	0	0	0
MAUMEE	0	0	0	0	16	0	4	7	0
NILES	0	0	0	0	0	0	0	0	0
WILMINGTON	22	0	6	0	7	0	2	7	0
STEUBENVILLE	631	0	0	0	410	1	6	105	0
URBANA	36	0	29	0	0	0	0	1	0
NEWTON FALLS	48	0	45	0	0	0	0	13	0
SOUTH EUCLID	5	0	0	1	2	0	0	2	0
VAN WERT CNTY	52	0	22	0	23	0	0	4	0
FREMONT	0	0	0	0	0	0	0	0	0
IRONTON	104	0	14	0	53	1	1	20	1
JACKSON	56	0	0	0	45	0	0	24	0
NAPOLEON	0	0	0	0	0	0	0	0	0
FRANKLIN	0	0	0	0	0	0	0	0	0
WASHINGTON C. H.	1	0	1	0	0	0	0	0	0
GALLIPOLIS	102	0	3	0	54	0	0	32	0
MARYSVILLE	7	0	0	0	4	0	0	0	0
EAST LIVERPOOL	17	0	4	0	12	0	2	0	0
FOSTORIA	13	0	0	0	10	0	0	1	0
HILLSBORO	117	0	47	0	0	19	0	21	0
UPPER SANDUSKY	71	0	3	0	45	0	0	28	0
KENTON	139	0	7	0	136	3	0	0	0
AVON LAKE	184	0	16	0	17	0	0	126	0
LOGAN	7	0	2	0	5	0	0	0	0
OREGON	3	0	0	0	0	0	0	2	0
SHELBY	89	2	2	5	54	0	10	12	0
WADSWORTH	193	1	11	0	132	0	37	13	0
VERMILION	2	0	0	0	2	0	0	0	0
CAMPBELL	7	0	1	0	2	0	1	3	0
FAIRFIELD	20	0	6	0	2	0	0	0	0
LEBANON	116	0	5	11	58	0	4	33	1
CONNEAUT	20	0	0	0	18	0	0	3	0
MASON	34	0	0	0	34	0	1	1	1
BELLEVUE	8	0	0	1	5	0	2	0	0
OAKWOOD	41	0	0	0	37	0	0	4	0
HURON	48	1	3	0	0	0	0	42	0
STATE TOTALS	18,912	46	1,509	572	9,815	1,244	721	4,489	167

Table LI
MUNICIPAL COURT

Other Civil Filings Per Month (Statewide)



	<u>Filings</u> 1977	<u>Filings</u> 1978	<u>Filings</u> 1979
January	1,321	1,156	2,009
February	1,365	1,279	1,580
March	1,430	1,712	1,597
April	1,464	1,511	1,686
May	1,331	1,641	1,527
June	1,345	1,615	1,430
July	1,284	1,316	1,769
August	1,547	1,662	1,647
September	1,467	1,550	1,409
October	1,384	1,423	1,482
November	1,331	1,658	1,463
December	1,255	1,653	1,313

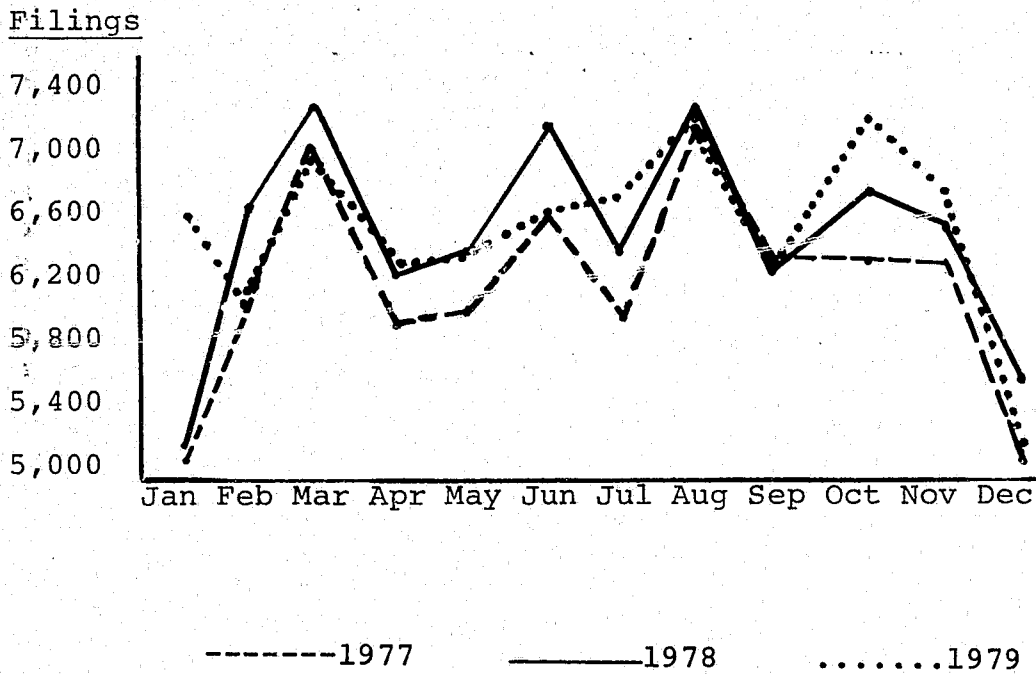
Table LII, cont'd
MUNICIPAL COURTS 1979
ANNUAL REPORT
SMALL CLAIMS CASES

----- T E R M I N A T E D B Y -----

COURT	FILED	HEARING BY JUDGE	HEARING BY REFEREE	DISMISSAL WANT OF PROSECUTION	OTHER DISMISSAL	TRANSFER TO REGULAR CIVIL DOCKET
XENIA	399	12	202	144	17	4
ZANESVILLE	267	229	0	0	0	0
MAUMEE	258	164	0	13	117	0
NILES	522	351	18	0	88	0
WILMINGTON	723	373	0	2	356	0
STEUBENVILLE	228	112	9	0	26	18
URBANA	464	295	0	28	135	3
NEWTON FALLS	245	196	0	0	79	0
SOUTH EUCLID	151	68	8	13	66	3
VAN WERT CNTY	100	59	0	5	30	8
FREMONT	622	503	0	0	117	2
IRONTON	122	85	0	1	39	2
JACKSON	169	116	0	6	86	0
NAPOLEON	504	258	0	54	217	0
FRANKLIN	290	106	0	0	128	0
WASHINGTON C. H.	371	160	0	5	168	9
GALLIPOLIS	249	173	0	0	91	0
MARYSVILLE	332	0	153	16	142	0
EAST LIVERPOOL	212	180	0	33	18	0
611 FOSTORIA	292	165	0	53	95	1
HILLSBORO	295	157	0	0	130	0
UPPER SANDUSKY	305	155	0	0	152	1
KENTON	336	32	276	0	0	0
AVON LAKE	126	86	0	1	35	0
LOGAN	374	213	0	20	139	1
OREGON	77	56	0	0	27	0
SHELBY	319	195	0	120	0	0
WADSWORTH	277	133	0	113	10	5
VERMILION	141	93	0	0	38	0
CAMPBELL	140	100	0	5	43	0
FAIRFIELD	160	88	57	4	19	0
LEBANON	322	136	37	0	135	3
CONNEAUT	188	117	1	7	75	1
MASON	131	1	92	41	8	0
BELLEVUE	241	221	0	8	9	1
OAKWOOD	2	0	0	0	2	0
HURON	107	27	0	0	76	0
STATE TOTALS	78,280	18,460	33,632	4,584	18,750	933

Table LIII
MUNICIPAL COURT

Small Claims Filings per Month (Statewide)



	<u>Filings</u> 1977	<u>Filings</u> 1978	<u>Filings</u> 1979
January	5,182	5,254	6,579
February	6,052	6,608	6,088
March	7,053	7,358	6,956
April	5,956	6,259	6,404
May	5,968	6,484	6,430
June	6,530	7,037	6,535
July	5,846	6,388	6,677
August	7,122	7,208	7,196
September	6,383	6,223	6,250
October	6,342	6,779	7,133
November	6,290	6,482	6,768
December	5,134	5,591	5,264

OHIO COUNTY COURTS

Page No.

Description.....	122
Table LIV.....Composite Administrative Judge Report.....	123
Table LV.....Composite Individual Judge Report.....	124
Table LVI.....Demographic Comparisons.....	125
Table LVII.....Overall Filings, Terminations and Changes in Docket size.....	127

Criminal Cases

Table LVIII.....Felony Case Filings and Terminations.....	129
Table LIX.....Felony Case Filings per Month (Statewide).....	131
Table LX.....Misdemeanor Case Filings and Terminations.....	132
Table LXI.....Misdemeanor Case Filings per Month (Statewide).....	134
Table LXII.....OMVI Case Filings and Terminations.....	135
Table LXIII.....OMVI Case Filings per Month (Statewide).....	137
Table LXIV.....Other Traffic Case Filings and Terminations.....	138
Table LXV.....Other Traffic Case Filings per Month (Statewide).....	140

Civil Cases

Table LXVI.....Personal Injury and Property Damage Case Filings and Terminations.....	141
Table LXVII.....Personal Injury and Property Damage Case Filings per Month.....	143
Table LXVIII.....Contract Case Filings and Terminations.....	144
Table LXIX.....Contract Case Filings per Month (Statewide).....	146
Table LXX.....F.E.D. Case Filings and Terminations.....	147
Table LXXI.....F.E.D. Case Filings per Month (Statewide).....	149
Table LXXII.....Other Civil Case Filings and Terminations.....	150
Table LXXIII.....Other Civil Case Filings per Month (Statewide).....	152
Table LXXIV.....Small Claims Filings and Terminations.....	153
Table LXXV.....Small Claims Filings per Month (Statewide).....	155

COUNTY COURTS

Legal Authorization: County Courts are created by Ohio Revised Code Section 1907.01.1 pursuant to authority granted to the legislature in Article IV, Section 1 of the Constitution of Ohio to establish by law other courts inferior to the Supreme Court.

Organization: County Courts exist in areas of any county which are not served by a Municipal Court. There is a County Court Judge for every 30,000 people or fraction thereof within the county court district. Where there is more than one County Court Judge in a county the Court of Common Pleas may divide the County Court district into separate areas of jurisdiction.

Legal Jurisdiction: County Courts have preliminary hearing jurisdiction in Felony cases, original jurisdiction of Traffic and Non-Traffic Misdemeanor Cases, original jurisdiction in Civil cases where the amount in controversy does not exceed \$500, exclusive original jurisdiction in Forceable Entry and Detainer Cases, exclusive original jurisdiction in Small Claims Cases and such other subject matter jurisdiction as may be provided by statute.

Judges:

- | | |
|----------------|---|
| Number | - As of December 31, 1979, there were 59 County Court Judges. |
| Selection | - Judges are nominated by nominating petition and elected at the general election. |
| Tenure | - County Court Judges are elected to four year terms. All County Court Judges are part-time judges. |
| Qualifications | - A County Court Judge must be admitted to practice law in Ohio and have engaged in the practice of law in Ohio for a total of at least two years preceeding appointment or commencement of his term. |

Support Personnel: The County Clerk of Courts shall serve as the Clerk of the County Court except that the Board of County Commissioners, with the Concurrence of the County Court Judge or Judges may appoint a clerk for each County Court Judge. The County Clerk of Courts, or in the case of an appointed clerk the County Commissioners may appoint such other person or persons as are necessary to facilitate the work of the court.

Table LIV
OHIO COUNTY COURTS
ANNUAL
ADMINISTRATIVE JUDGE REPORT
COMPOSITE FOR THE ENTIRE STATE

	YEAR	FELONIES	MIS- DEMEANORS	OMVI	OTHER TRAFFIC	PERSONAL INJURY & PROPERTY DAMAGE	CONTRACTS	FED	OTHER CIVIL	SMALL CLAIMS	TOTAL
PENDING BEGIN OF PERIOD	1979	338	1,400	355	3,551	29	986	329	417	1,466	8,871
	1978	608	1,889	458	3,773	72	1,021	772	840	1,810	11,243
CASES FILED	1979	3,820	22,792	10,487	136,290	341	5,247	2,734	2,669	12,315	196,695
	1978	3,325	21,733	8,668	133,999	122	3,611	2,078	1,873	12,940	188,349
REACTIVATED	1979	58	268	87	562	6	16	7	16	12	1,032
	1978	50	160	69	355	3	33	1	19	4	694
CASES TERMINATED BY TRIAL HEARING BY JUDGE	1979	2,089	7,700	4,116	46,562	107	3,335	1,099	1,272	8,373	74,653
	1978	1,885	8,341	3,943	48,977	93	2,612	1,449	1,433	9,159	77,892
HEARING BY REFEREE	1979		3	1	14	0	10	0	2	61	91
	1978		31	13	30	0	16	6	15	31	142
TRANSFER	1979	732	6,140	5,909	4,693	110	616	1,021	877	159	20,257
	1978	578	5,112	4,522	4,294	46	405	246	360	40	15,603
DISMISSAL FOR WANT OF PROSECUTION	1979	168	708	33	491	11	166	103	56	761	2,497
	1978	232	805	27	568	5	168	68	71	719	2,663
OTHER DISMISSALS	1979	667	2,383	160	1,026	37	592	591	384	3,003	8,843
	1978	712	2,307	120	998	22	471	754	444	3,313	9,141
VIOLATIONS BUREAU	1979		3,444		68,870						72,314
	1978		3,743		66,019						69,762
UNAVAILABILITY OF ACCUSED	1979	271	2,336	203	14,579						17,389
	1978	235	1,698	196	13,651						15,780
TOTAL TERMINATIONS	1979	3,927	22,714	10,422	136,235	265	4,719	2,814	2,591	12,357	196,044
	1978	3,642	22,037	8,821	134,537	166	3,672	2,523	2,323	13,262	190,983
PENDING, END OF PERIOD	1979	289	1,746	507	4,168	111	1,530	256	511	1,436	10,554
	1978	318	1,347	370	3,380	23	955	294	390	1,439	8,516
MONTHS		1	6	6	6	24	12	12	12	6	
NUMBER PENDING BEYOND INDICATED TIME	1979	87	179	27	434	0	141	3	10	83	964
	1978	82	135	22	208	0	60	2	16	55	580

Table LV
OHIO COUNTY COURTS
ANNUAL
INDIVIDUAL JUDGE REPORT
COMPOSITE FOR THE ENTIRE STATE

	YEAR	MIS- DEMEANORS	OMVI	OTHER TRAFFIC	PERSONAL INJURY & PROPERTY DAMAGE	CONTRACTS	FED	OTHER CIVIL	TOTAL
PENDING BEGIN OF PERIOD	1979	754	711	502	30	111	44	88	2,240
	1978	724	972	507	41	125	52	72	2,493
CASES FILED	1979	6,140	5,909	4,693	110	616	1,021	877	19,366
	1978	5,112	4,522	4,294	46	405	246	360	14,985
REACTIVATED	1979	48	26	39	0	8	0	6	127
	1978	31	30	24	2	4	0	0	91
CASES TERMINATED BY JURY TRIAL	1979	113	125	51	0	5	1	3	298
	1978	89	117	37	2	2	4	2	253
COURT TRIAL	1979	1,968	879	2,020	48	149	585	538	6,187
	1978	1,940	917	2,251	33	107	113	152	5,513
PRETRIAL	1979	373	679	341	2	7	3	27	1,432
	1978	207	332	174	0	2	4	33	752
DEFAULT	1979	996	864	932	12	289	109	124	3,326
	1978	662	726	743	8	256	62	109	2,566
GUILTY OR NO CONTEST PLEA TO REDUCE CHARGE	1979	304	2,806	262					3,372
	1978	175	2,166	143					2,484
DISMISSAL FOR WANT OF PROSECUTION	1979	594	78	316	4	35	36	11	1,074
	1978	494	121	251	3	15	41	10	935
OTHER DISMISSALS	1979	1,469	271	570	26	103	243	174	2,856
	1978	1,286	266	502	13	40	28	36	2,171
TRANSFER TO OTHER JUDGE	1979	192	41	77	1	8	2	3	324
	1978	50	15	34	0	2	3	2	106
UNAVAILABILITY OF ACCUSED	1979	192	131	140					463
	1978	175	125	129					429
TOTAL TERMINATIONS	1979	6,201	5,874	4,709	93	596	979	880	19,332
	1978	5,078	4,785	4,264	59	424	255	344	15,209
PENDING, END OF PERIOD	1979	741	772	525	47	139	86	91	2,401
	1978	707	700	484	30	110	43	88	2,162
MONTHS		6	6	6	24	12	12	12	
NUMBER PENDING BEYOND INDICATED TIME	1979	30	29	15	4	14	2	2	96
	1978	18	55	13	10	46	1	9	152

Table LVI
OHIO COUNTY COURTS
ANNUAL REPORT
DEMOGRAPHIC COMPARISONS
1979

COURT	NO. JUDGES	TOTAL FILED	FILED / JUDGE	POP / JUDGE	FILED / 1000 POP
MONTGOMERY #1	2	9,322	4,661	63,698	73.2
MONTGOMERY #2	2	5,217	2,609	63,698	41.0
MONTGOMERY #3	1	1,917	1,917	127,396	15.0
MAHONING #2	1	6,699	6,699	111,536	60.1
MAHONING #3	1	1,408	1,408	111,536	12.6
MAHONING #4	1	9,133	9,133	111,536	81.9
MAHONING #5	1	5,039	5,039	111,536	45.2
CLERMONT	4	18,540	4,635	23,972	193.4
COLUMBIANA (E)	1	4,922	4,922	84,612	58.2
COLUMBIANA (NW)	1	2,983	2,983	84,612	35.3
COLUMBIANA (SW)	1	2,802	2,802	84,612	33.1
BELMONT (N)	1	1,840	1,840	80,917	22.7
BELMONT (E)	1	5,903	5,903	80,917	73.0
BELMONT (W)	1	4,196	4,196	80,917	51.9
JEFFERSON #1	1	1,559	1,559	65,422	23.8
JEFFERSON #2	1	2,899	2,899	65,422	44.3
JEFFERSON #3	1	931	931	65,422	14.2
BUTLER #1	1	4,056	4,056	61,650	65.8
BUTLER #2	1	7,053	7,053	61,650	114.4
DARKE (NE)	1	1,417	1,417	49,141	28.8
DARKE (SW)	1	2,089	2,089	49,141	42.5
MUSKINGUM (E)	1	2,278	2,278	44,781	50.9
MUSKINGUM (W)	1	5,509	5,509	44,781	123.0
ASHTABULA (E)	1	2,865	2,865	43,179	66.4
ASHTABULA (W)	1	3,457	3,457	43,179	80.1
FULTON (E)	1	4,946	4,946	33,071	149.6
FULTON (W)	1	3,350	3,350	33,071	101.3
WARREN	2	4,974	2,487	16,295	152.6
PUTNAM	2	2,760	1,380	15,567	88.6
LAWRENCE	1	3,279	3,279	29,636	110.6
MADISON	1	10,894	10,894	28,318	384.7
PERRY	1	1,464	1,464	27,434	53.4
BROWN	1	4,499	4,499	26,635	168.9
SANDUSKY #1	1	4,937	4,937	25,680	192.3
SANDUSKY #2	1	4,338	4,338	25,680	168.9
TUSCARAWAS	1	2,241	2,241	24,872	90.1
HOLMES	1	1,739	1,739	23,024	75.5
TRUMBULL	1	4,008	4,008	22,935	174.8
CARROLL	1	1,888	1,888	21,579	87.5
MORROW	1	5,136	5,136	21,348	240.6
MEIGS	1	1,553	1,553	19,799	78.4
PAULDING	1	2,866	2,866	19,329	148.3

Table LVI, cont'd
 OHIO COUNTY COURTS
 ANNUAL REPORT
 DEMOGRAPHIC COMPARISONS
 1979

COURT	NO. JUDGES	TOTAL FILED	FILED / JUDGE	POP / JUDGE	FILED / 1000 POP
PIKE	1	3,104	3,104	19,114	162.4
ADAMS	1	2,412	2,412	18,957	127.2
HARRISON	1	1,968	1,968	17,013	115.7
MONROE	1	1,322	1,322	15,739	84.0
MORGAN	1	715	715	12,375	57.8
ERIE	1	5,798	5,798	12,278	472.2
NOBLE	1	1,805	1,805	10,428	173.1
VINTON	1	1,046	1,046	9,420	111.0
HARDIN	1	323	323	9,114	35.4
HIGHLAND	1	455	455	6,758	67.3
STATE RECAP	59	197,854	3,353	43,931	76.3

Table LVII
 OHIO COUNTY COURTS
 ANNUAL REPORT
 FILED, TERMINATED, AND CHANGES IN DOCKET SIZE
 1979

COURT	CASES FILED	CASES TERMINATED	CHANGE IN DOCKET SIZE
MONTGOMERY #1	9,322	9,083	239
MONTGOMERY #2	5,217	5,147	70
MONTGOMERY #3	1,917	1,910	7
MAHONING #2	6,699	6,841	-142
MAHONING #3	1,408	1,376	32
MAHONING #4	9,133	9,128	5
MAHONING #5	5,039	5,043	-4
CLERMONT	18,540	18,713	-173
COLUMBIANA (E)	4,922	4,890	32
COLUMBIANA (NW)	2,983	2,998	-15
COLUMBIANA (SW)	2,802	2,765	37
BELMONT (N)	1,840	1,774	66
BELMONT (E)	5,903	5,812	91
BELMONT (W)	4,196	4,083	113
JEFFERSON #1	1,559	1,679	-120
JEFFERSON #2	2,899	2,912	-13
JEFFERSON #3	931	946	-15
BUTLER #1	4,056	3,976	80
BUTLER #2	7,053	6,900	153
DARKE (NE)	1,417	1,413	4
DARKE (SW)	2,089	2,015	74
MUSKINGUM (E)	2,278	2,264	14
MUSKINGUM (W)	5,509	5,503	6
ASHTABULA (E)	2,865	2,822	43
ASHTABULA (W)	3,457	3,293	164
FULTON (E)	4,946	4,949	-3
FULTON (W)	3,350	3,275	75
WARREN	4,974	5,035	-61
PUTNAM	2,760	2,722	38
LAWRENCE	3,279	3,236	43
MADISON	10,894	10,669	225
PERRY	1,464	1,441	23
BROWN	4,499	4,442	57
SANDUSKY #1	4,937	4,777	160
SANDUSKY #2	4,338	4,327	11
TUSCARAWAS	2,241	2,135	106
HOLMES	1,739	1,716	23
TRUMBULL	4,008	3,965	43
CARROLL	1,888	1,885	3

Table LVII, cont'd
OHIO COUNTY COURTS
ANNUAL REPORT
FILED, TERMINATED, AND CHANGES IN DOCKET SIZE
1979

COURT	CASES FILED	CASES TERMINATED	CHANGE IN DOCKET SIZE
MORROW	5,136	5,100	36
MEIGS	1,553	1,477	76
PAULDING	2,866	2,925	-59
PIKE	3,104	3,011	93
ADAMS	2,412	2,335	77
HARRISON	1,968	1,931	37
MONROE	1,322	1,312	10
MORGAN	715	686	29
ERIE	5,798	5,748	50
NOBLE	1,005	1,799	6
VINTON	1,046	1,031	15
HARDIN	323	339	-16
HIGHLAND	455	456	-1
STATE RECAP	197,854	196,010	1,844

Table LVIII
COUNTY COURTS 1979
ANNUAL REPORT
FELONY CASES

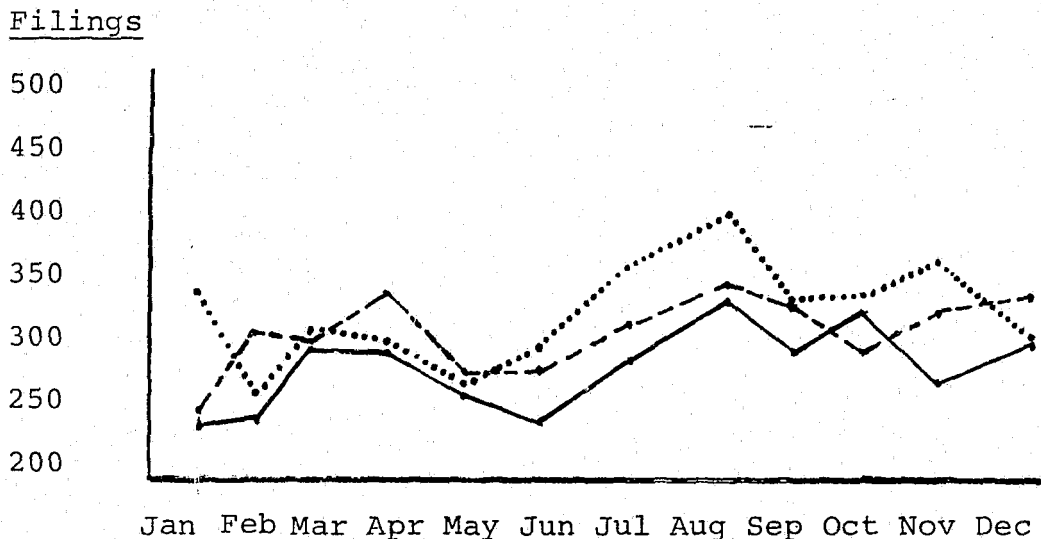
----- T E R M I N A T E D B Y -----

COURT	FILED AND REACTIVATED	PRELIM HEARING BIDOVER	WAIVER OF PRELIM HEARING BIDOVER	DISMISSAL R.C. 2945.73	OTHER DISMISSAL	UNAVAILABILITY OF ACCUSED
MONTGOMERY #1	171	7	126	14	21	0
MONTGOMERY #2	102	53	23	0	22	8
MONTGOMERY #3	58	20	21	0	16	4
MAHONING #2	298	277	13	0	6	1
MAHONING #3	62	39	0	11	2	0
MAHONING #4	180	75	51	8	0	46
MAHONING #5	39	27	0	1	9	2
CLERMONT	510	251	262	3	59	10
COLUMBIANA (E)	66	36	4	6	7	4
COLUMBIANA (NW)	71	50	16	0	7	0
COLUMBIANA (SW)	52	6	36	2	4	0
BELMONT (N)	62	25	19	0	19	0
BELMONT (E)	56	41	0	0	25	0
BELMONT (W)	58	26	8	21	6	0
JEFFERSON #1	23	23	0	0	0	0
JEFFERSON #2	18	11	0	0	2	4
JEFFERSON #3	23	15	0	0	2	6
BUTLER #1	117	37	33	16	21	8
BUTLER #2	118	82	0	0	26	8
DARKE (NE)	0	0	0	0	0	0
DARKE (SW)	0	0	0	0	0	0
MUSKINGUM (E)	31	22	0	1	6	2
MUSKINGUM (W)	55	48	0	0	4	4
ASHTABULA (E)	87	76	0	1	8	1
ASHTABULA (W)	77	51	4	5	4	1
FULTON (E)	55	23	1	0	32	9
FULTON (W)	45	1	31	0	16	0
WARREN	126	70	1	10	11	32
PUTNAM	42	39	0	0	5	3
LAWRENCE	125	94	0	0	19	9
MADISON	85	57	0	20	4	0
PERRY	70	36	2	7	27	3
BROWN	133	100	0	1	27	14
SANDUSKY #1	24	20	0	2	0	0
SANDUSKY #2	19	8	5	0	5	1
TUSCARAWAS	39	23	2	0	6	8
HOLMES	80	25	0	0	46	0
TRUMBULL	70	41	0	0	14	17
CARROLL	80	14	0	0	38	32
MORROW	53	4	39	1	3	7

Table LVIII, cont'd
COUNTY COURTS 1979
ANNUAL REPORT
FELONY CASES

COURT	----- T E R M I N A T E D B Y -----					
	FILED AND REACTIVATED	PRELIM HEARING BINDER	WAIVER OF PRELIM HEARING BINDER	DISMISSAL R.C. 2945.73	OTHER DISMISSAL	UNAVAILABILITY OF ACCUSED
MEIGS	39	12	0	6	7	1
PAULDING	44	22	1	1	19	1
PIKE	111	52	0	0	39	14
ADAMS	81	27	0	18	33	0
HARRISON	63	49	0	4	3	4
MONROE	26	25	1	0	0	0
MORGAN	30	12	0	6	10	1
ERIE	27	7	9	1	8	2
NOBLE	12	10	1	0	1	0
VINTON	27	10	6	0	12	0
HARDIN	5	0	0	0	1	4
HIGHLAND	33	10	17	2	5	0
STATE TOTALS	3,878	2,089	732	168	667	271

Table LIX
COUNTY COURT
Felony Case Filings per Month (Statewide)



-----1977 _____1978 1979

	<u>Filings</u> 1977	<u>Filings</u> 1978	<u>Filings</u> 1979
January	248	236	341
February	303	239	259
March	313	297	319
April	340	274	292
May	270	251	260
June	279	279	290
July	305	315	364
August	356	338	400
September	330	272	339
October	285	328	344
November	320	263	368
December	339	283	302

Table LX
COUNTY COURTS 1979
ANNUAL REPORT
MISDEMEANOR CASES

COURT	FILED AND REACTI- VATED	JURY TRIAL	COURT TRIAL	PRETRIAL	-----GUILTY, NO----- ---CONTEST PLEA---		VIOLA- TIONS BUREAU	UNAVAIL- ABILITY OF ACCUSED	--- DISMISSAL ---		TRANSFER TO OTHER JUDGE
					ORIGINAL CHARGE	REDUCED CHARGE			R.C. 2945.73	OTHER	
MONTGOMERY #1	1,962	0	376	0	448	42	109	444	302	196	0
MONTGOMERY #2	845	3	18	0	516	0	0	85	0	215	0
MONTGOMERY #3	402	4	12	0	199	24	0	73	4	106	0
MAHONING #2	693	2	195	9	431	2	26	30	1	4	0
MAHONING #3	325	0	21	25	158	20	0	3	36	60	0
MAHONING #4	922	0	22	0	366	14	136	250	111	11	0
MAHONING #5	98	0	29	0	61	1	1	0	0	1	0
CLERMONT	4,002	31	387	216	616	85	986	394	53	1,151	159
COLUMBIANA (E)	403	3	33	0	166	3	102	22	44	17	1
COLUMBIANA (NW)	179	0	21	0	113	0	20	0	0	14	0
COLUMBIANA (SW)	327	1	29	0	77	8	135	0	10	47	4
BELMONT (N)	421	0	32	0	248	1	0	17	0	107	0
BELMONT (E)	325	6	0	0	156	0	0	51	1	110	0
BELMONT (W)	466	4	36	8	192	7	46	19	100	24	1
JEFFERSON #1	108	0	5	1	72	8	0	0	14	23	0
JEFFERSON #2	283	1	7	26	71	0	55	35	12	65	9
JEFFERSON #3	96	1	5	5	61	2	7	2	1	25	0
BUTLER #1	795	12	37	0	234	0	224	52	89	139	9
BUTLER #2	372	0	26	0	163	10	34	5	8	123	1
DARKE (NE)	118	0	14	0	61	0	0	6	25	6	0
DARKE (SW)	144	0	11	0	74	0	0	0	3	50	0
MUSKINGUM (E)	200	0	26	0	88	0	55	7	24	1	0
MUSKINGUM (W)	428	1	46	0	153	3	185	12	27	0	2
ASHTABULA (E)	355	5	4	0	242	0	36	0	10	24	0
ASHTABULA (W)	348	7	0	0	192	6	21	16	0	80	0
FULTON (E)	335	0	34	0	121	0	14	17	0	101	0
FULTON (W)	274	0	15	0	134	0	0	37	0	98	0
WARREN	660	0	65	7	174	5	58	250	110	44	0
PUTNAM	427	1	15	23	264	8	18	10	0	60	1
LAWRENCE	281	0	4	0	191	0	0	23	0	59	0
MADISON	406	4	30	0	195	6	35	12	44	50	0
PERRY	446	0	3	0	174	0	57	22	12	172	0
BROWN	394	4	13	4	176	5	84	35	3	46	0
SANDUSKY #1	179	3	12	4	89	6	18	7	19	22	1
SANDUSKY #2	155	1	36	4	42	0	29	12	0	22	2
TUSCARAWAS	122	1	38	0	23	0	10	12	0	26	0
HOLMES	243	1	16	7	110	6	0	35	2	94	0
TRUMBULL	439	0	23	7	179	7	117	18	9	52	0
CARROLL	456	0	9	24	144	1	189	29	3	64	0
MORROW	316	1	19	2	233	1	0	25	11	19	0

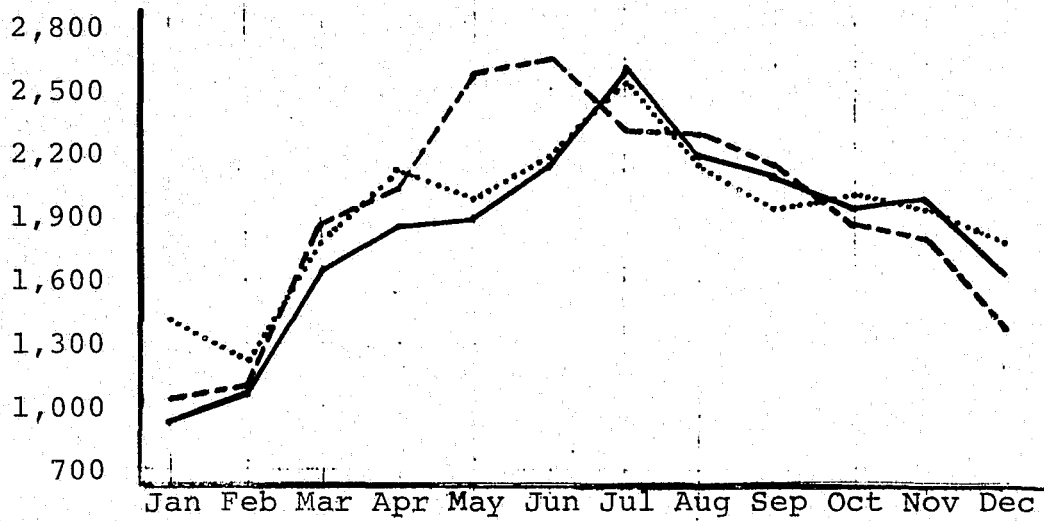
Table LX, cont'd
COUNTY COURTS 1979
ANNUAL REPORT
MISDEMEANOR CASES

COURT	FILED AND REACTI- VATED	JURY TRIAL	COURT TRIAL	PRETRIAL	-----GUILTY, NO-----		VIOLA- TIONS BUREAU	UNAVAIL- ABILITY OF ACCUSED	--- DISMISSAL ---		TRANSFER TO OTHER JUDGE
					---CONTEST ORIGINAL CHARGE	PLEA--- REDUCED CHARGE			R.C. 2945.73	OTHER	
MEIGS	314	0	0	0	170	0	69	7	10	23	0
PAULDING	270	10	53	1	89	0	22	12	6	87	0
PIKE	502	0	11	0	349	8	0	13	2	88	0
ADAMS	542	0	35	0	141	3	166	6	125	33	0
HARRISON	410	4	17	0	64	0	57	214	31	1	0
MONROE	156	1	53	0	99	0	0	0	0	1	0
MORGAN	296	1	48	0	0	0	206	5	22	2	0
ERIE	226	0	4	0	119	6	61	13	0	13	0
NOBLE	254	0	0	0	64	0	0	188	2	1	0
VINTON	187	0	19	0	54	1	54	3	3	35	0
HARDIN	36	0	4	0	13	5	2	0	1	12	0
HIGHLAND	165	0	0	0	130	0	0	0	12	28	2
STATE TOTALS	23,108	113	1,968	373	8,699	304	3,444	2,528	1,302	3,852	192

Table LXI
COUNTY COURT

Misdemeanor Filings per Month (Statewide)

Filings



-----1977 _____1978 1979

	<u>Filings</u> 1977	<u>Filings</u> 1978	<u>Filings</u> 1979
January	1,007	954	1,442
February	1,155	1,143	1,249
March	1,881	1,629	1,823
April	1,975	1,850	2,059
May	2,531	1,890	1,966
June	2,621	2,156	2,164
July	2,291	2,533	2,514
August	2,231	2,183	2,177
September	2,168	2,063	1,944
October	1,885	1,935	2,025
November	1,836	1,954	1,910
December	1,380	1,634	1,835

Table LXII
COUNTY COURTS 1979
ANNUAL REPORT
ONVI CASES

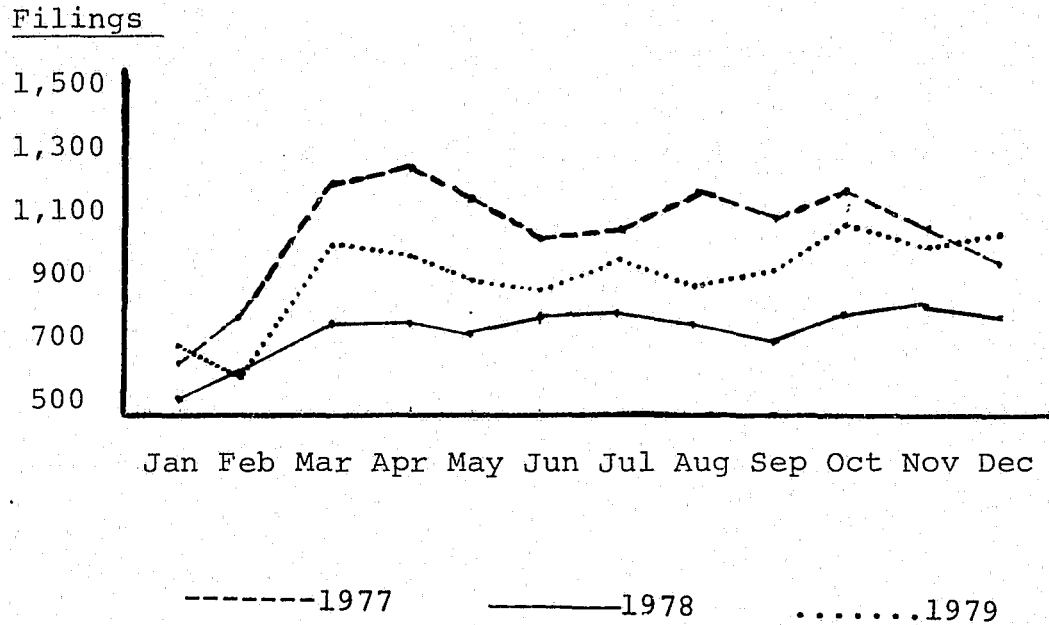
COURT	FILED AND REACTI- VATED	JURY TRIAL	COURT TRIAL	PRETRIAL	-GUILTY, NO CONTEST PLEA-			UNAVAIL- ABILITY OF ACCUSED	--- DISMISSAL ---		TRANSFER TO OTHER JUDGE
					ORIGINAL CHARGE -- HEARING BY-- JUDGE	REFeree	REDUCED CHARGE		R.C. 2945.73	OTHER	
MONTGOMERY #1	261	1	125	0	22	0	87	5	5	2	0
MONTGOMERY #2	336	2	2	0	144	0	118	17	0	7	0
MONTGOMERY #3	188	3	2	0	99	0	57	3	0	2	0
MAHONING #2	255	4	45	9	51	0	125	15	9	0	0
MAHONING #3	76	0	1	0	32	0	33	0	1	0	0
MAHONING #4	516	1	13	0	160	0	336	38	8	0	0
MAHONING #5	116	0	14	4	42	0	56	0	0	0	0
CLERMONT	1,072	39	134	440	315	0	29	43	17	42	34
COLUMBIANA (E)	273	3	15	0	157	0	77	10	5	3	0
COLUMBIANA (NW)	124	3	32	0	97	0	0	0	0	1	0
COLUMBIANA (SW)	182	3	9	0	109	0	29	0	3	2	0
BELMONT (N)	146	0	13	0	84	0	32	1	0	10	0
BELMONT (E)	107	3	0	0	102	0	0	3	2	3	0
BELMONT (W)	239	9	3	5	174	0	20	4	4	2	0
JEFFERSON #1	220	0	0	0	47	0	186	0	8	57	0
JEFFERSON #2	352	0	7	46	129	0	126	13	7	18	0
JEFFERSON #3	93	0	2	1	39	0	50	0	1	0	0
BUTLER #1	140	0	68	0	62	0	0	3	0	3	0
BUTLER #2	388	0	9	0	126	0	226	1	3	5	1
DARKE (NE)	86	1	24	0	40	0	10	2	4	3	0
DARKE (SW)	127	0	17	0	84	0	5	1	1	2	0
MUSKINGUM (E)	185	0	32	0	115	0	27	2	1	0	0
MUSKINGUM (W)	238	1	49	0	150	0	22	4	2	2	0
ASHTABULA (E)	113	0	12	7	80	0	11	1	0	0	0
ASHTABULA (W)	278	5	0	0	155	1	5	1	0	91	1
FULTON (E)	97	1	27	0	35	0	14	9	1	7	0
FULTON (W)	69	0	6	0	35	0	0	9	0	18	0
WARREN	344	4	6	87	149	0	42	38	1	4	0
PUTNAM	90	1	0	7	54	0	25	3	0	4	0
LAWRENCE	760	0	2	0	248	0	472	5	0	30	0
MADISON	281	1	8	3	154	0	82	2	2	2	0
PERRY	53	0	4	0	40	0	0	0	1	4	0
BROWN	214	6	3	1	182	0	31	10	1	2	0
SANDUSKY #1	231	10	31	0	158	0	18	7	3	0	2
SANDUSKY #2	153	1	24	0	82	0	12	11	1	11	3
TUSCARAWAS	129	2	13	0	89	0	0	2	0	0	0
HOLMES	145	2	9	11	81	0	12	29	1	14	0
TRUMBULL	237	1	2	41	122	0	44	7	4	9	0
CARROLL	92	0	2	11	47	0	8	1	0	3	0

135

Table LXII, cont'd
COUNTY COURTS 1979
ANNUAL REPORT
OMVI CASES

COURT	FILED AND REACTI- VATED	JURY TRIAL	COURT TRIAL	PRETRIAL	----- T E R M I N A T E D ----- B Y -----						
					-GUILTY, NO CONTEST PLEA-			UNAVAIL- ABILITY OF ACCUSED	--- DISMISSAL ---		TRANSFER TO OTHER JUDGE
					ORIGINAL CHARGE -- HEARING BY-- JUDGE REFEREE	REDUCED CHARGE	R.C. 2945.73		OTHER		
MORROW	253	1	21	4	107	0	84	12	3	2	0
MEIGS	162	0	0	0	153	0	0	0	0	2	0
PAULDING	214	4	38	0	110	0	18	6	2	19	0
PIKE	192	1	2	2	118	0	19	3	1	33	0
ADAMS	119	0	14	0	94	0	3	1	4	1	0
HARRISON	124	3	6	0	48	0	55	5	4	1	0
MONROE	42	9	10	0	21	0	0	0	0	0	0
MORGAN	23	0	16	0	0	0	3	0	0	1	0
ERIE	371	0	0	0	168	0	189	7	0	4	0
NOBLE	45	0	0	0	43	0	0	0	1	1	0
VINTON	37	0	5	0	21	0	4	0	0	2	0
HARDIN	12	0	2	0	5	0	4	0	0	2	0
HIGHLAND	0	0	0	0	1	0	0	0	0	0	0
STATE TOTALS	10,600	125	879	679	4,980	1	2,806	334	111	431	41

Table LXIII
COUNTY COURT
OMVI Filings per Month (Statewide)



	<u>Filings</u> 1977	<u>Filings</u> 1978	<u>Filings</u> 1979
January	612	554	681
February	763	641	640
March	1,184	711	960
April	1,214	807	948
May	1,037	800	846
June	977	759	831
July	1,005	792	945
August	1,125	754	842
September	1,077	692	880
October	1,130	737	1,044
November	1,019	762	983
December	890	758	1,000

Table LXIV
COUNTY COURTS
OTHER TRAFFIC CASES 1979
ANNUAL REPORT

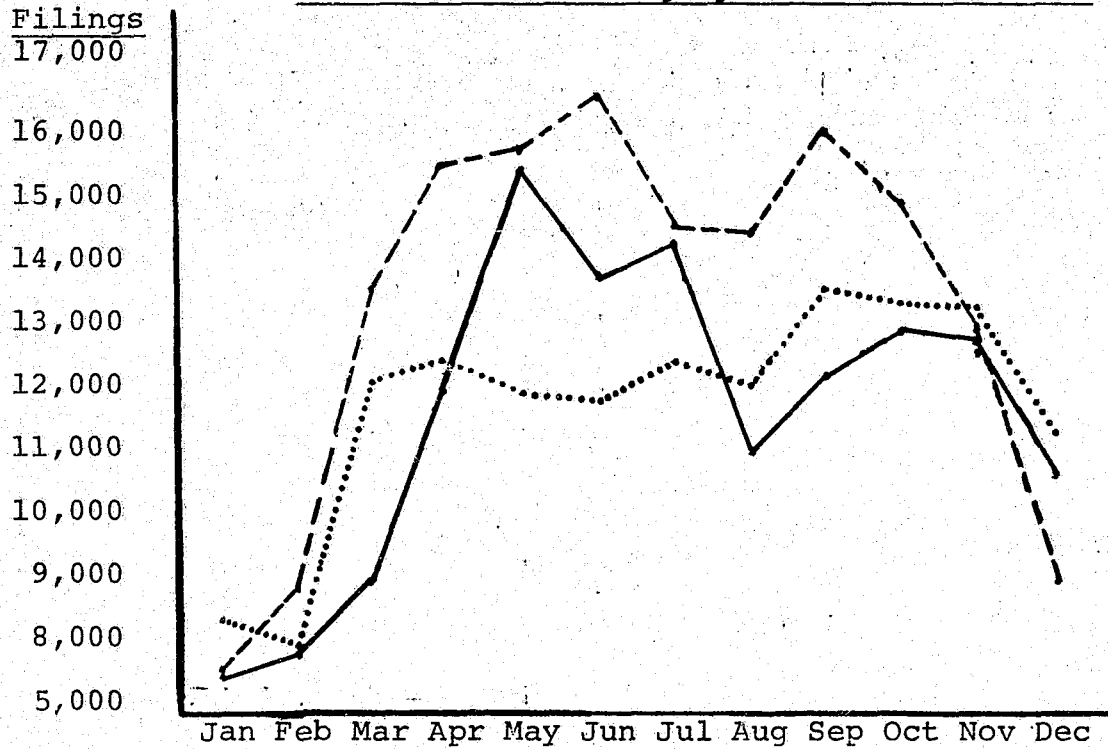
COURT	FILED AND REACTI- VATED	JURY TRIAL	COURT TRIAL	PRE- TRIAL	--GUILTY, NO CONTEST PLEA--			VIOLA- TIONS BUREAU	UNAVAIL- ABILITY OF ACCUSED	--DISMISSAL BY--		TRANSFER TO OTHER JUDGE
					--ORIGINAL CHARGE--		REDUCED CHARGE			R.C.	OTHER	
					---HEARING BY---	JUDGE						
MONTGOMERY #1	6,183	0	392	0	2,484	0	31	2,877	70	159	93	0
MONTGOMERY #2	3,364	0	49	0	1,794	0	4	1,347	83	0	75	0
MONTGOMERY #3	1,130	1	34	0	690	0	11	337	23	1	29	0
MAHONING #2	4,326	0	201	1	2,294	0	7	1,687	110	2	29	0
MAHONING #3	611	0	3	0	378	0	3	212	0	1	1	0
MAHONING #4	6,564	3	33	0	3,162	0	42	3,017	184	116	1	0
MAHONING #5	4,567	0	29	0	4,385	0	4	127	0	0	1	0
CLERMONT	10,120	7	305	277	2,776	0	56	5,493	983	13	212	67
COLUMBIANA (E)	3,607	1	24	0	625	1	1	2,895	61	17	9	0
COLUMBIANA (NW)	1,502	0	19	0	666	0	1	793	0	0	15	0
COLUMBIANA (SW)	1,779	0	25	0	402	0	1	1,323	1	15	9	0
BELMONT (N)	852	0	34	0	191	0	1	0	578	1	41	0
BELMONT (E)	5,050	0	0	0	175	0	0	0	4,733	41	23	0
BELMONT (W)	2,985	0	27	1	156	0	1	1,024	1,709	13	39	0
JEFFERSON #1	990	0	0	0	1,008	0	0	0	0	0	0	0
JEFFERSON #2	2,048	2	8	8	539	0	1	1,450	31	2	16	0
JEFFERSON #3	507	0	6	2	405	0	2	80	6	0	8	0
BUTLER #1	2,675	8	51	0	472	0	1	1,871	126	14	78	2
BUTLER #2	5,844	0	58	0	3,020	0	20	2,311	1	197	122	6
DARKE (NE)	870	0	18	0	833	0	3	0	0	16	5	0
DARKE (SW)	1,356	0	17	0	1,291	0	0	0	2	0	26	0
MUSKINGUM (E)	1,594	0	15	0	741	0	1	814	10	6	0	0
MUSKINGUM (W)	4,232	0	46	0	618	0	2	3,555	6	2	1	0
ASHTABULA (E)	1,919	0	0	0	1,629	0	0	251	10	11	17	0
ASHTABULA (W)	2,133	4	0	0	938	0	3	1,022	21	2	53	0
FULTON (E)	4,179	1	69	0	966	0	5	3,072	53	6	55	0
FULTON (W)	2,544	0	10	0	232	0	0	0	2,193	0	44	0
WARREN	3,499	0	33	7	497	0	8	2,125	775	54	9	0
PUTNAM	1,492	0	19	19	541	0	8	804	27	0	64	2
LAWRENCE	1,843	0	14	0	532	0	1	1,121	101	0	69	0
MADISON	9,377	0	67	2	447	0	7	8,575	173	10	116	0
PERRY	420	0	0	0	176	5	0	231	0	5	15	0
BROWN	3,237	0	17	3	535	0	4	2,572	100	8	16	0
SANDUSKY #1	4,253	0	18	0	163	8	4	3,847	48	6	9	0
SANDUSKY #2	3,901	0	36	1	255	0	0	3,537	59	6	7	0
TUSCARAWAS	1,333	0	23	0	173	0	0	1,072	21	0	6	0
HOLMES	759	6	21	0	200	0	0	0	499	2	23	0
TRUMBULL	2,785	2	27	6	1,186	0	17	1,499	23	8	38	0
CARROLL	729	0	8	10	256	0	1	378	5	0	20	0

Table LXIV, cont'd
COUNTY COURTS
OTHER TRAFFIC CASES 1979
ANNUAL REPORT

COURT	FILED AND REACTI- VATED	JURY TRIAL	COURT TRIAL	PRE- TRIAL	--ORIGINAL CHARGE--		REDUCED CHARGE	VIOLA- TIONS BUREAU	UNAVAIL- ABILITY OF ACCUSED	--DISMISSAL BY--		TRANSFER TO OTHER JUDGE
					-----HEARING BY-----					2945.73	OTHER	
					JUDGE	REFEREE						
MORROW	4,195	0	44	3	3,904	0	4	0	189	3	22	0
MEIGS	780	0	0	0	532	0	0	230	1	4	8	0
PAULDING	1,941	10	42	1	278	0	0	1,534	37	2	64	0
PIKE	2,113	0	11	0	1,842	0	1	211	16	0	29	0
ADAMS	1,207	0	21	0	227	0	2	897	2	45	8	0
HARRISON	1,027	4	31	0	163	0	0	526	285	16	8	0
MONROE	746	0	47	0	152	0	0	533	0	0	0	0
MORGAN	241	1	21	0	0	0	0	204	5	1	2	0
ERIE	5,063	0	23	0	2,089	0	2	2,795	97	0	34	0
NOBLE	1,375	0	0	0	116	0	0	7	1,252	0	0	0
VINTON	728	0	17	0	127	0	0	563	7	1	11	0
HARDIN	119	0	7	0	70	0	2	39	3	1	7	0
HIGHLAND	197	1	0	0	163	0	0	12	0	0	9	0
STATE TOTALS	136,891	51	2,020	341	47,494	14	262	68,870	14,719	807	1,596	77

Table LXV
COUNTY COURT

Other Traffic Filings per Month (Statewide)



-----1977 ————1978 1979

	<u>Filings</u> 1977	<u>Filings</u> 1978	<u>Filings</u> 1979
January	6,630	5,694	8,073
February	8,686	6,672	6,694
March	13,595	8,949	11,961
April	15,282	11,826	12,273
May	15,660	15,299	11,663
June	16,385	13,794	11,633
July	14,115	13,946	12,341
August	14,023	10,846	11,758
September	15,908	11,989	13,508
October	14,637	12,775	13,072
November	12,844	12,320	13,012
December	8,576	10,268	10,903

Table LXVI
COUNTY COURTS 1979
ANNUAL REPORT
CIVIL CASES
PERSONAL INJURY AND PROPERTY DAMAGE

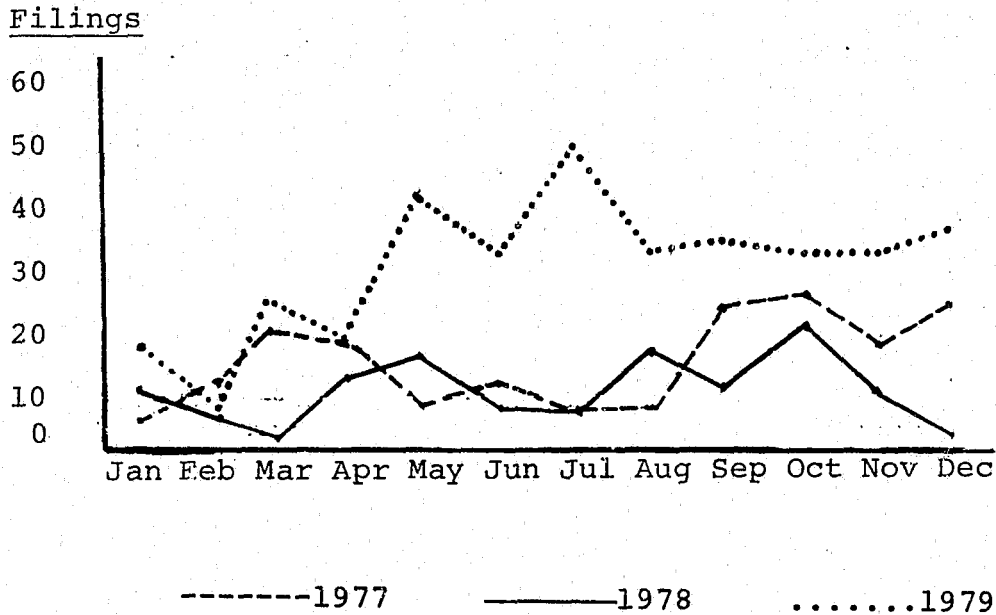
COURT	FILED AND REACTIVATED	JURY TRIAL	COURT TRIAL	PRETRIAL	T E R M I N A T E D B Y				
					DEFAULT HEARING BY JUDGE	DEFAULT HEARING BY REFEREE	DISMISSAL WANT OF PROSECUTION	BY OTHER DISMISSAL	TRANSFER TO OTHER JUDGE
MONTGOMERY #1	30	0	0	0	13	0	2	8	0
MONTGOMERY #2	20	0	1	0	13	0	0	5	0
MONTGOMERY #3	5	0	3	2	1	0	0	0	0
MAHONING #2	37	0	31	0	2	0	0	3	0
MAHONING #3	3	0	0	0	3	0	0	0	0
MAHONING #4	33	0	0	0	14	0	0	15	0
MAHONING #5	5	0	0	0	5	0	0	0	0
CLERMONT	6	0	1	0	0	0	0	2	0
COLUMBIANA (E)	16	0	1	0	3	0	3	1	0
COLUMBIANA (NW)	17	0	0	0	8	0	0	2	0
COLUMBIANA (SW)	5	0	0	0	4	0	0	1	0
BELMONT (N)	12	0	0	0	6	0	0	3	0
BELMONT (E)	15	0	1	0	3	0	0	4	0
BELMONT (W)	1	0	0	0	0	0	0	0	0
JEFFERSON #1	0	0	0	0	0	0	0	0	0
JEFFERSON #2	0	0	0	0	0	0	0	0	0
JEFFERSON #3	0	0	0	0	0	0	0	0	0
BUTLER #1	0	0	0	0	0	0	0	0	0
BUTLER #2	7	0	0	0	2	0	0	0	1
DARKE (NE)	0	0	0	0	0	0	0	0	0
DARKE (SW)	0	0	0	0	0	0	0	0	0
MUSKINGUM (E)	0	0	0	0	0	0	0	0	0
MUSKINGUM (W)	12	0	2	0	1	0	2	1	0
ASHTABULA (E)	0	0	0	0	0	0	0	0	0
ASHTABULA (W)	2	0	0	0	0	0	0	1	0
FULTON (E)	4	0	0	0	1	0	0	0	0
FULTON (W)	0	0	0	0	0	0	0	0	0
WARREN	20	0	0	0	4	0	3	3	0
PUTNAM	0	0	0	0	0	0	0	0	0
LAWRENCE	8	0	2	0	3	0	0	2	0
MADISON	6	0	1	0	0	0	0	0	0
PERRY	0	0	0	0	0	0	0	0	0
BROWN	6	0	0	0	3	0	0	0	0
SANDUSKY #1	1	0	0	0	0	0	0	0	0
SANDUSKY #2	0	0	0	0	0	0	0	0	0
TUSCARAWAS	20	0	1	0	13	0	1	2	0
HOLMES	3	0	0	0	0	0	0	2	0
TRUMBULL	16	0	2	0	4	0	0	3	0

141

Table LXVI, cont'd
COUNTY COURTS 1979
ANNUAL REPORT
CIVIL CASES
PERSONAL INJURY AND PROPERTY DAMAGE

COURT	FILED AND REACTIVATED	JURY TRIAL	COURT TRIAL	PRETRIAL	T E R M I N A T E D B Y				
					DEFAULT HEARING BY JUDGE	DEFAULT HEARING BY REFEREE	DISMISSAL WANT OF PROSECUTION	BY OTHER DISMISSAL	TRANSFER TO OTHER JUDGE
CARROLL	0	0	0	0	0	0	0	0	0
MORROW	0	0	0	0	0	0	0	0	0
MEIGS	5	0	0	0	0	0	0	0	0
PAULDING	6	0	0	0	1	0	0	0	0
PIKE	4	0	0	0	2	0	0	1	0
ADAMS	6	0	0	0	1	0	1	0	0
HARRISON	5	0	0	0	4	0	0	1	0
MONROE	0	0	0	0	2	0	2	1	0
MORGAN	0	0	0	0	0	0	0	0	0
ERIE	5	0	0	0	0	0	1	0	0
NOBLE	0	0	2	0	2	0	0	0	0
VINTON	0	0	0	0	0	0	0	0	0
HARDIN	3	0	0	0	0	0	0	0	0
HIGHLAND	0	0	0	0	1	0	0	2	0
STATE TOTALS	347	0	48	2	119	0	15	63	1

Table LXVII
COUNTY COURT
Personal Injury and Property Damage Filings per Month
(Statewide)



	<u>Filings</u> 1977	<u>Filings</u> 1978	<u>Filings</u> 1979
January	5	11	18
February	14	6	7
March	20	3	23
April	17	13	19
May	9	15	40
June	12	9	32
July	8	8	47
August	9	15	32
September	23	12	33
October	25	20	31
November	16	10	31
December	23	5	34

Table LXVIII
COUNTY COURTS 1979
ANNUAL REPORT
CIVIL CASES
CONTRACTS

COURT	FILED AND REACTIVATED	JURY TRIAL	COURT TRIAL	PRETRIAL	T E R M I N A T E D B Y				
					DEFAULT HEARING BY JUDGE	DEFAULT HEARING BY REFEREE	DISMISSAL WANT OF PROSECUTION	BY OTHER DISMISSAL	TRANSFER TO OTHER JUDGE
MONTGOMERY #1	127	0	0	0	54	0	13	18	0
MONTGOMERY #2	94	0	3	0	70	0	0	20	0
MONTGOMERY #3	6	0	0	0	3	0	0	1	0
MAHONING #2	294	0	41	0	234	0	0	38	0
MAHONING #3	119	0	19	0	103	0	0	2	0
MAHONING #4	245	0	7	0	146	0	0	95	1
MAHONING #5	87	0	5	0	79	0	0	6	0
CLERMONT	0	0	0	0	0	0	0	0	0
COLUMBIANA (E)	198	1	6	0	100	0	21	35	0
COLUMBIANA (NW)	541	0	0	0	464	0	0	72	0
COLUMBIANA (SW)	181	0	0	0	141	0	13	20	0
BELMONT (N)	258	0	0	0	205	0	0	14	0
BELMONT (E)	201	0	0	0	153	0	2	21	0
BELMONT (W)	322	0	0	0	222	0	0	40	1
JEFFERSON #1	97	0	0	0	102	0	0	0	0
JEFFERSON #2	47	0	2	0	27	10	5	10	0
JEFFERSON #3	64	0	0	0	63	0	0	1	0
BUTLER #1	121	0	0	0	102	0	0	4	1
BUTLER #2	94	4	15	0	33	0	3	15	4
DARKE (NE)	0	0	0	0	0	0	0	0	0
DARKE (SW)	0	0	0	0	0	0	0	0	0
MUSKINGUM (E)	168	0	0	0	135	0	2	28	0
MUSKINGUM (W)	356	0	5	1	297	0	28	41	0
ASHTABULA (E)	173	0	13	3	105	0	20	18	0
ASHTABULA (W)	281	0	0	0	188	0	0	51	0
FULTON (E)	1	0	0	0	1	0	0	0	0
FULTON (W)	2	0	0	0	1	0	0	0	0
WARREN	68	0	1	2	30	0	9	10	0
PUTNAM	75	0	8	1	41	0	3	9	0
LAWRENCE	35	0	2	0	15	0	0	7	0
MADISON	320	0	2	0	142	0	44	2	0
PERRY	0	0	0	0	0	0	0	0	0
BROWN	1	0	0	0	1	0	0	0	0
SANDUSKY #1	2	0	0	0	1	0	0	0	0
SANDUSKY #2	0	0	0	0	0	0	0	0	0
TUSCARAWAS	132	0	3	0	87	0	0	20	0
HOLMES	48	0	0	0	23	0	1	17	0
TRUMBULL	103	0	2	0	50	0	0	24	0

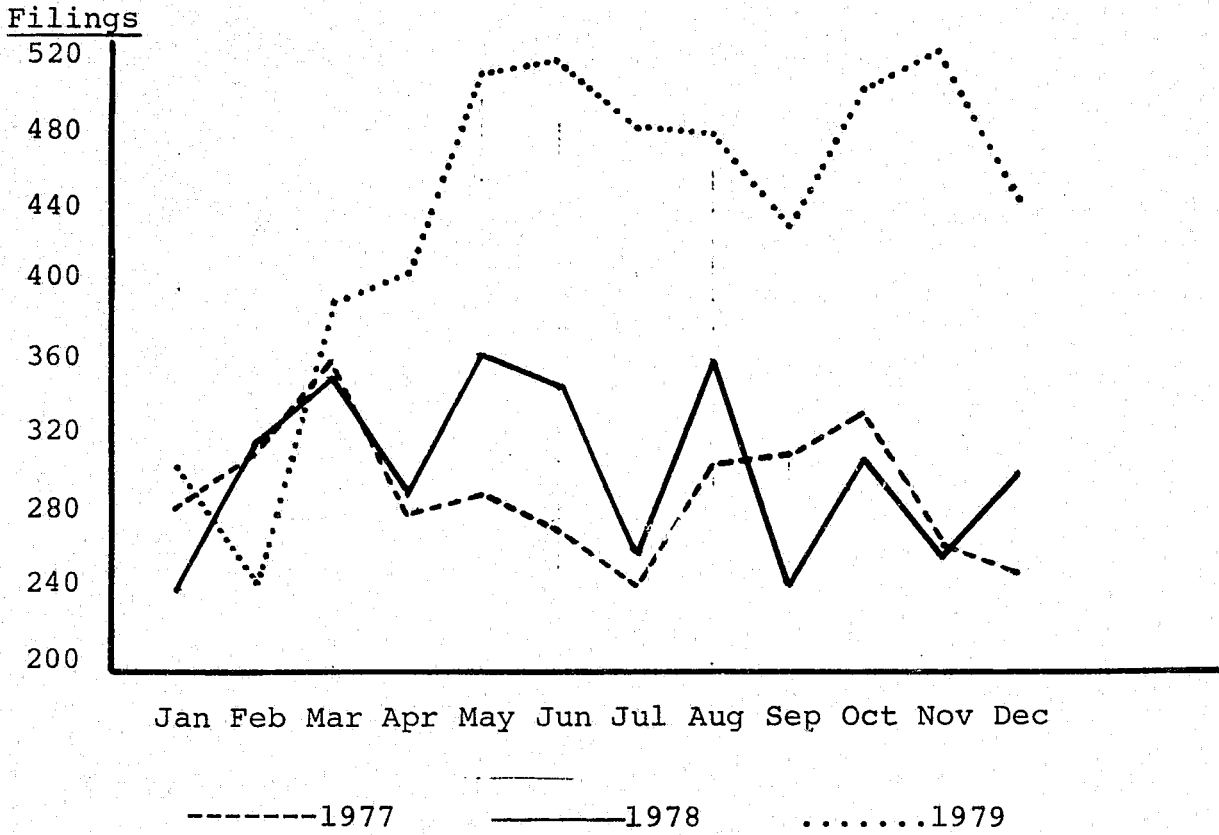
144

Table LXVIII, cont'd
COUNTY COURTS 1979
ANNUAL REPORT
CIVIL CASES
CONTRACTS

COURT	FILED AND REACTIVATED	JURY TRIAL	COURT TRIAL	PRETRIAL	T E R M I N A T E D B Y				
					DEFAULT HEARING BY JUDGE	DEFAULT HEARING BY REFEREE	DISMISSAL WANT OF PROSECUTION	BY OTHER DISMISSAL	TRANSFER TO OTHER JUDGE
CARROLL	0	0	0	0	0	0	0	0	0
MORROW	83	0	2	0	39	0	2	15	1
MEIGS	64	0	0	0	44	0	11	1	0
PAULDING	39	0	0	0	24	0	0	0	0
PIKE	32	0	0	0	18	0	0	7	0
ADAMS	39	0	0	0	16	0	2	5	0
HARRISON	94	0	2	0	40	0	21	9	0
MONROE	0	0	0	0	0	0	0	0	0
MORGAN	13	0	8	0	2	0	0	4	0
ERIE	17	0	0	0	11	0	0	2	0
NOBLE	0	0	0	0	0	0	0	0	0
VINTON	0	0	0	0	0	0	0	0	0
HARDIN	28	0	3	0	11	0	1	13	0
HIGHLAND	1	0	0	0	1	0	0	0	0
STATE TOTALS	5,271	5	149	7	3,624	10	201	695	8

Table LXIX
COUNTY COURT

Contract Filings per Month



	<u>Filings</u> 1977	<u>Filings</u> 1978	<u>Filings</u> 1979
January	289	241	302
February	307	311	251
March	364	354	382
April	281	291	410
May	296	365	516
June	273	348	520
July	249	261	487
August	303	362	484
September	310	251	438
October	330	304	502
November	267	260	528
December	255	300	451

Table LXX
COUNTY COURTS 1979
ANNUAL REPORT
CIVIL CASES
F.E.D.

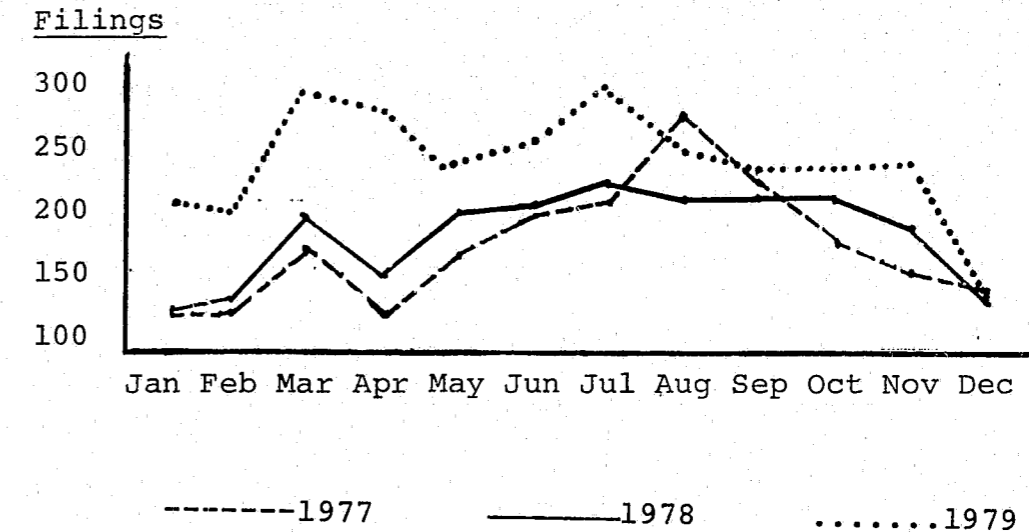
COURT	FILED AND REACTIVATED	JURY TRIAL	COURT TRIAL	PRETRIAL	T E R M I N A T E D B Y				
					DEFAULT HEARING BY JUDGE	DEFAULT HEARING BY REFEREE	DISMISSAL WANT OF PROSECUTION	BY OTHER DISMISSAL	TRANSFER TO OTHER JUDGE
MONTGOMERY #1	205	0	0	0	101	0	21	53	0
MONTGOMERY #2	222	0	1	0	134	0	0	80	0
MONTGOMERY #3	22	0	1	0	13	0	0	18	0
MAHONING #2	119	0	16	0	94	0	0	5	0
MAHONING #3	17	0	0	0	16	0	0	0	0
MAHONING #4	126	0	0	0	85	0	0	28	1
MAHONING #5	16	0	2	0	13	0	0	0	0
CLERMONT	963	0	455	0	232	0	6	357	0
COLUMBIANA (E)	42	0	22	0	3	0	6	11	0
COLUMBIANA (NW)	51	0	0	0	46	0	0	12	0
COLUMBIANA (SW)	19	0	0	0	14	0	1	5	0
BELMONT (N)	21	0	0	0	18	0	0	4	0
BELMONT (E)	17	0	0	0	16	0	0	4	0
BELMONT (W)	12	0	0	0	10	0	0	1	0
JEFFERSON #1	0	0	0	0	0	0	0	0	0
JEFFERSON #2	0	0	0	0	0	0	0	0	0
JEFFERSON #3	0	0	0	0	0	0	0	0	0
BUTLER #1	25	0	0	0	24	0	1	0	0
BUTLER #2	152	0	1	0	41	0	53	46	1
DARKE (NE)	29	0	2	0	15	0	0	11	0
DARKE (SW)	51	0	0	0	36	0	0	12	0
MUSKINGUM (E)	6	0	0	0	7	0	1	1	0
MUSKINGUM (W)	24	0	1	0	11	0	3	8	0
ASHTABULA (E)	13	0	1	0	12	0	0	0	0
ASHTABULA (W)	50	0	0	0	5	0	0	63	0
FULTON (E)	25	0	1	0	13	0	1	8	0
FULTON (W)	0	0	0	0	0	0	0	0	0
WARREN	66	0	8	0	52	0	5	11	0
PUTNAM	9	0	7	0	0	0	0	2	0
LAWRENCE	33	0	0	0	21	0	0	12	0
MADISON	120	0	44	0	18	0	28	1	0
PERRY	0	0	0	0	0	0	0	0	0
BROWN	0	0	0	0	0	0	0	0	0
SANDUSKY #1	31	0	0	0	19	0	3	7	0
SANDUSKY #2	7	0	0	0	8	0	0	0	0
TUSCARAWAS	35	0	3	0	26	0	0	6	0
HOLMES	11	0	0	0	7	0	0	3	0
TRUMBULL	41	0	1	0	20	0	2	13	0

Table LXX, cont'd
COUNTY COURTS 1979
ANNUAL REPORT
CIVIL CASES
F.E.D.

COURT	FILED AND REACTIVATED	JURY TRIAL	COURT TRIAL	PRETRIAL	TERMINATED BY					TRANSFER TO OTHER JUDGE
					DEFAULT HEARING BY JUDGE	DEFAULT HEARING BY REFEREE	DISMISSAL WANT OF PROSECUTION	BY OTHER DISMISSAL		
CARROLL	19	0	0	0	8	0	1	18	0	
MORROW	25	1	5	1	12	0	0	11	0	
MEIGS	2	0	0	0	0	0	0	0	0	
PAULDING	9	0	0	0	8	0	0	0	0	
PIKE	24	0	0	0	12	0	0	6	0	
ADAMS	12	0	0	0	7	0	0	3	0	
HARRISON	25	0	2	0	15	0	0	0	0	
MONROE	0	0	0	0	0	0	6	0	0	
MORGAN	11	0	0	0	0	0	0	0	0	
ERIE	16	0	10	0	0	0	1	0	0	
NOBLE	0	0	0	2	7	0	0	6	0	
VINTON	0	0	0	0	0	0	0	0	0	
HARDIN	9	0	0	0	5	0	0	4	0	
HIGHLAND	3	0	2	0	0	0	0	2	0	
	6	0	0	0	4	0	0	2	0	
STATE TOTALS	2,741	1	585	3	1,208	0	139	834	2	

Table XXI
COUNTY COURT

FED Filings per Month (Statewide)



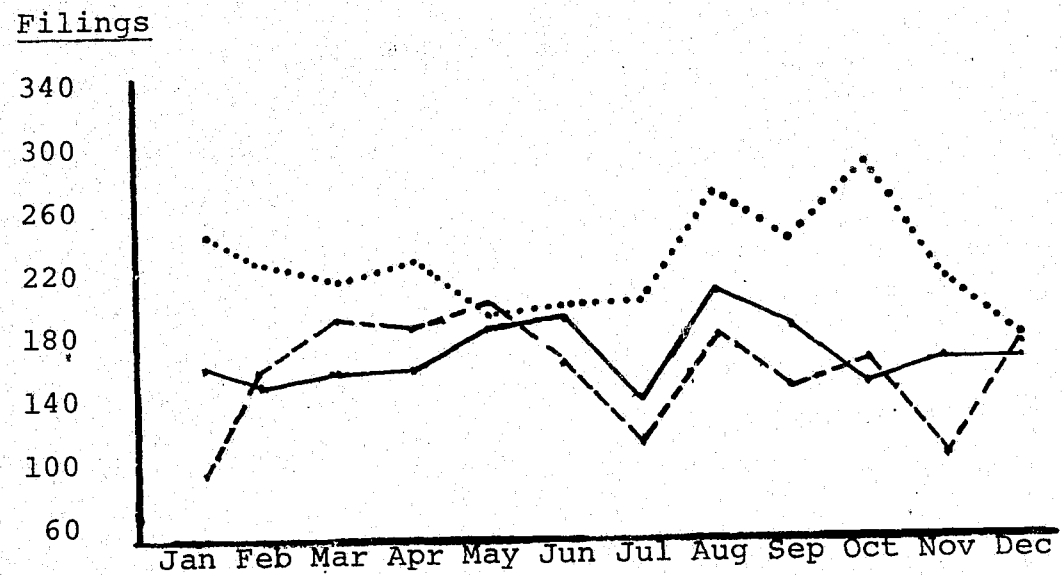
	<u>Filings</u> 1977	<u>Filings</u> 1978	<u>Filings</u> 1979
January	126	129	196
February	126	131	182
March	168	182	291
April	129	142	271
May	160	183	222
June	187	195	250
July	198	212	293
August	270	205	248
September	210	203	214
October	171	202	216
November	150	174	221
December	141	121	137

Table LXXII, cont'd
COUNTY COURTS 1979
ANNUAL REPORT
CIVIL CASES
OTHER CIVIL

COURT	FILED AND REACTIVATED	JURY TRIAL	COURT TRIAL	PRETRIAL	T E R M I N A T E D B Y				
					DEFAULT HEARING BY JUDGE	DEFAULT HEARING BY REFEREE	DISMISSAL WANT OF PROSECUTION	BY OTHER DISMISSAL	TRANSFER TO OTHER JUDGE
CARROLL	104	0	2	6	41	0	2	83	0
MORROW	30	0	24	0	11	0	3	1	0
MEIGS	0	0	0	0	6	0	0	0	0
PAULDING	57	0	0	0	56	0	8	0	0
PIKE	2	0	0	0	1	0	0	2	0
ADAMS	2	0	0	0	2	0	0	0	0
HARRISON	24	0	0	0	20	0	5	0	0
MONROE	64	0	0	0	62	0	0	0	0
MORGAN	15	0	4	0	3	0	1	3	0
ERIE	2	0	0	0	1	0	0	0	0
NOBLE	21	0	0	0	9	0	3	3	0
VINTON	14	0	0	0	9	0	0	11	0
HARDIN	6	0	3	0	0	0	0	1	0
HIGHLAND	14	0	0	0	14	0	0	2	0
STATE TOTALS	2,691	3	538	27	1,396	2	67	558	3

Table LXXIII
COUNTY COURT

Other Civil Filings per Month (Statewide)



	Filings 1977	Filings 1978	Filings 1979
January	92	154	243
February	150	140	228
March	186	162	197
April	174	152	229
May	205	179	192
June	157	171	196
July	124	134	211
August	179	191	269
September	142	162	243
October	158	142	286
November	113	151	221
December	169	154	176

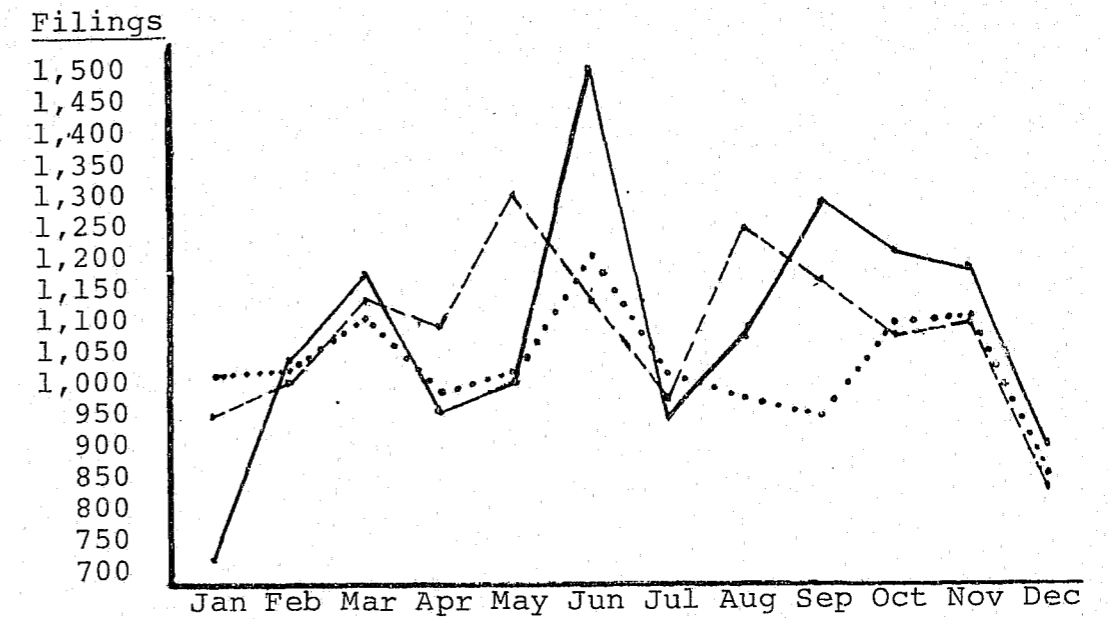
Table LXXIV
COUNTY COURTS 1979
ANNUAL REPORT
SMALL CLAIMS CASES

COURT	FILED	TERMINATED BY				TRANSFER TO REGULAR CIVIL DOCKET
		HEARING BY JUDGE	HEARING BY REFEREE	DISMISSAL WANT OF PROSECUTION	OTHER DISMISSAL	
MONTGOMERY #1	273	143	0	31	73	1
MONTGOMERY #2	154	104	0	0	42	7
MONTGOMERY #3	59	43	0	0	13	0
MAHONING #2	671	756	0	0	29	0
MAHONING #3	89	88	0	0	0	0
MAHONING #4	529	392	0	0	112	1
MAHONING #5	74	89	0	0	0	0
CLERMONT	1,149	648	0	5	277	114
COLUMBIANA (E)	276	195	0	76	16	3
COLUMBIANA (NW)	430	291	0	0	183	0
COLUMBIANA (SW)	241	173	0	26	70	0
BELMONT (N)	66	63	0	0	5	0
BELMONT (E)	112	94	0	0	15	0
BELMONT (W)	113	90	0	0	30	0
JEFFERSON #1	121	125	0	0	0	0
JEFFERSON #2	136	42	3	32	65	0
JEFFERSON #3	146	146	0	0	0	0
BUTLER #1	179	148	0	3	19	1
BUTLER #2	77	50	0	5	33	0
DARKE (NE)	229	119	0	30	85	8
DARKE (SW)	319	168	0	23	114	1
MUSKINGUM (E)	94	53	0	7	34	0
MUSKINGUM (W)	164	98	0	24	35	0
ASHTABULA (E)	196	80	6	82	36	0
ASHTABULA (W)	266	141	0	2	126	3
FULTON (E)	188	95	0	27	63	2
FULTON (W)	243	139	0	13	91	0
WARREN	180	106	0	43	52	5
PUTNAM	595	296	0	0	296	0
LAWRENCE	177	134	0	0	38	0
MADISON	298	177	0	45	57	0
PERRY	321	238	0	0	56	0
BROWN	318	158	0	2	111	0
SANDUSKY #1	112	95	0	4	16	0
SANDUSKY #2	50	48	0	0	3	0
TUSCARAWAS	410	332	0	1	66	0
HOLMES	435	234	0	0	163	0
TRUMBULL	317	206	0	30	88	0
CARROLL	408	219	0	2	206	0

Table LXXIV, cont'd
COUNTY COURTS 1979
ANNUAL REPORT
SMALL CLAIMS CASES

COURT	FILED	T E R M I N A T E D B Y				
		HEARING BY JUDGE	HEARING BY REFEREE	DISMISSAL WANT OF PROSECUTION	OTHER DISMISSAL	TRANSFER TO REGULAR CIVIL DOCKET
MORROW	181	112	49	18	25	0
MEIGS	187	133	0	11	35	0
PAULDING	286	295	0	32	5	5
PIKE	124	71	0	1	26	0
ADAMS	404	228	0	35	126	0
HARRISON	196	127	0	76	0	0
MONROE	288	298	0	0	0	0
MORGAN	83	45	0	22	15	0
ERIE	71	40	0	0	20	4
NOBLE	98	36	3	53	5	0
VINTON	44	27	0	0	20	0
HARDIN	111	112	0	0	0	4
HIGHLAND	39	33	0	0	8	0
STATE TOTALS	12,327	8,373	61	761	3,003	159

Table LXXV
COUNTY COURT
Small Claims Filings per Month (Statewide)



-----1977 _____1978 1979

	<u>Filings</u> 1977	<u>Filings</u> 1978	<u>Filings</u> 1979
January	951	735	1,020
February	1,006	1,037	1,026
March	1,112	1,154	1,098
April	1,088	957	997
May	1,301	1,008	1,020
June	1,118	1,461	1,201
July	988	962	1,028
August	1,252	1,081	986
September	1,149	1,298	951
October	1,064	1,175	1,088
November	1,077	1,152	1,091
December	806	924	821

END