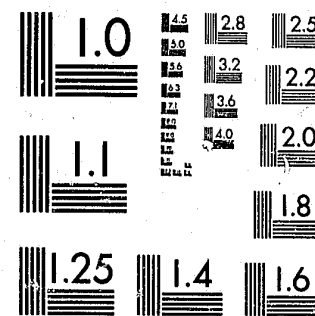


National Criminal Justice Reference Service

**ncjrs**

This microfiche was produced from documents received for inclusion in the NCJRS data base. Since NCJRS cannot exercise control over the physical condition of the documents submitted, the individual frame quality will vary. The resolution chart on this frame may be used to evaluate the document quality.



MICROCOPY RESOLUTION TEST CHART  
NATIONAL BUREAU OF STANDARDS-1963-A

Microfilming procedures used to create this fiche comply with the standards set forth in 41CFR 101-11.504.

Points of view or opinions stated in this document are those of the author(s) and do not represent the official position or policies of the U. S. Department of Justice.

National Institute of Justice  
United States Department of Justice  
Washington, D. C. 20531

DATE FILMED

June 5, 1981

# THE GEORGIA CRIMINAL JUSTICE BOOK

GEORGIA STATE CRIME COMMISSION

76441/14491

# **THE GEORGIA CRIMINAL JUSTICE BOOK**

**A Guide to Criminal Justice  
Agencies and Activities  
in Georgia**

**STATE CRIME COMMISSION**

**JULY 1980**

**NCJRS**

**MAR 18 1981**

**A**

**IONS**

*This publication was financed in part through Grant Number 80-FG-AX-0013 awarded to the State Crime Commission by the Law Enforcement Assistance Administration.*

## Preface

Since 1975, Governor George Busbee has consistently directed significant and unprecedented initiatives impacting the law enforcement, judicial, and correctional functions of state and local government. In the last two years he has placed particular emphasis on the need for these functions to work cooperatively and interdependently as a system toward the control of their common adversary—crime. Given this focus, in 1978 and 1979 he assigned the State Crime Commission several major responsibilities and tasks designed to facilitate the coordination of Georgia's criminal justice system. This publication, *The Georgia Criminal Justice Book: A Guide To Criminal Justice Agencies And Activities In Georgia*, specifically responds to Governor Busbee's direction to the State Crime Commission to develop and distribute a state-of-the-state report on the system in order to fill a critical lack of available fundamental information about the system.

One of the biggest obstacles to system coordination, and ultimately to maximizing the control of crime in Georgia, has been the lack of information regarding its present operation. *The Georgia Criminal Justice Book* represents the first large-scale, systemwide attempt to assemble this information and make it available to practitioners and state and local government leaders.

This book does not attempt to analyze, evaluate, or criticize the system; it is intended to be a purely descriptive reference or guide that provides its users with elementary, fundamental knowledge to assist them in their day-to-day activities relative to Georgia's criminal justice system. This book is directed toward practitioners in the state's criminal justice system and elected officials whose decisions impact the system. Additionally, it is anticipated that it will be useful to formal educational and training programs for practitioners and nonpractitioners alike.

While this volume is meant to be thorough both in terms of the agencies and activities it includes and the information provided about each of them, it should not be considered as exhaustive. An attempt was made to include all agencies and activities which have an appreciable impact on the system. Exclusions can generally be attributed to the relative obscurity of an activity, its quasi-criminal justice affiliation, and/or the limitations of space, time, and other fixed resources that the publication was dependent upon. Information about the agencies and activities which were included follows a general format which is discussed elsewhere in this preface. However, as a general rule, the information provided is reflective of that which is available and is deemed to be of general interest and of use in communicating a basic description of an agency or activity. Additional information is obtainable through sources, e.g., law, administrative officers, which are noted in narrative descriptions of the agencies and activities.

Chapters II, III and IV of the book cover each of the Georgia adult criminal justice system's major components (law enforcement, courts, adult corrections). Chapter V addresses the entire juvenile justice system in Georgia. Because of their relatively recent introduction to the system and a corresponding lack of understanding of them, information systems and crimi-

nal justice planning agencies and activities are treated separately in chapters VI and VII, although, as is noted in these chapters, some information systems and planning agencies and activities are dedicated to a particular component, rather than to the entire system of criminal justice. All of these chapters (II through VII), which generally focus on the structure and routine operations of criminal justice agencies, are organized in the same basic format, described below in detail.

First, they are broken down into major subdivisions—usually state government, local government, and the private sector. However, not all chapters contain services in the private sector, and chapter III, Courts, abandons those subdivisions for other more appropriate ones, i.e., grand juries, major trial courts, other courts, appellate courts, and judicial agencies. Similarly, chapter V on juvenile justice adds a major subdivision for juvenile courts.

Second, within each major subdivision of the chapter, entities applicable to the subdivision are included. These entities may be a single agency, e.g., Department of Public Safety; they may be a division of or an attachment to an agency, e.g., Division of Forensic Sciences of the Georgia Bureau of Investigation; or they may be an aggregate of agencies or activities, e.g., municipal police departments or county jails.

Third, for each entity there is a narrative description that, subject to availability and appropriateness, includes the following information: historical background, governing authority, chief executive or administrative officer(s), location of headquarters and installations, legal authority, organization, functions, powers, duties and responsibilities, and recent budget data. Narrative descriptions vary from general to specific, with descriptions of aggregate entities tending toward general and single agencies or divisions being more detailed and specific. Information within narrative descriptions is current through April 1980.

Fourth, for many entities, statistical table(s) follow the narrative descriptions. Generally, these tables contain manpower, workload, and cost data. The sources of data provided in these tables are noted in their headings. Although data elements reported in the tables are virtually unaltered from the original sources, some tables include extrapolated data, and the construction or formatting of most tables is attributable to the staff of the State Crime Commission. Where such calculations or arrangements were seen as capable of yielding confusion or misinterpretation, explanatory footnotes have been used. Every effort has been made to include the most recently available data. Fiscal year 1979 and fiscal year 1980 data are most prevalently reported; less frequently calendar and fiscal year data for 1978 were the most currently available and were reported. Consistent efforts were made to verify all data, and those deemed suspect as to their validity were routinely excluded, although in a few instances, data which bordered on being erroneous were reported and accompanied by footnotes advising reasons for caution with their use.

The lack of a consistent balance between narrative descriptions and statistical tables in chapters II through VII requires some explanation. A significant number of entities in these chapters are described narratively only, while others, particularly those in chapter II, contain relatively short narrative descriptions and a large number of statistical tables. Where narratives

only were employed, statistical data were either: (1) inappropriate and not useful in describing the entity, e.g., planning agencies and activities; (2) not available, e.g., most entities under the "other courts" subdivision in chapter III; or (3) the amount of available or significant statistical data was small enough to be reported within the narrative, e.g., most entities under the "judicial agencies" subdivision in chapter III.

Chapters I and VIII of *The Georgia Criminal Justice Book* differ markedly in format from chapters II through VII. Chapter I purports to give the reader a general perspective of the magnitude and nature of Index crimes in Georgia and relies primarily on recently compiled crime statistics to do so. Its basic substance is a series of nine statistical tables preceded by a narrative description of the crime statistics reporting system. Chapter VIII seeks to provide readers information on the wide range of interest groups and associations in Georgia whose activities have an impact on the criminal justice system. It contains an alphabetical listing of 48 such groups, and for each, provides a brief narrative description and a source for additional information.

*The Georgia Criminal Justice Book* proposes to contribute toward the alleviation of perhaps the most fundamental problem of our state's criminal justice system—the lack of a widespread basic understanding and knowledge of just what that system includes and what that system in fact does. Without this understanding and knowledge, it is impossible to provide the proper direction for developing that system so as to maximize its ability to control crime and protect lives and property in Georgia. Consequently, it is important that the users of this book provide critical comments and suggested changes that will be helpful in assessing the book's utility and in guiding the preparation of subsequent editions. Comments regarding the purposes for which it was consulted and the extent to which it was useful in achieving those purposes will be of particular interest. A special insert for soliciting comments and suggestions has been included in the form of a preaddressed self-mailer.



### Acknowledgments

Work on this book began nearly one year ago, and we humbly and gratefully acknowledge the patience, help, and counsel of the numerous agencies and individuals in this endeavor. To list them all would surely add another chapter, but in several cases personal mention seems particularly appropriate.

Without the assistance of the criminal justice agencies and their staffs who provided background information, statistics, and other data for inclusion in this publication, our task would never have been completed. Our largest debt is to them and we trust we have, with this book, provided them a useful resource which will assist their future efforts.

For initial guidance in reviewing and evaluating the proposed contents and organization of the book, we express our gratitude to Tom Perdue, executive secretary to the governor; Sheriff Bill Hutson; Monsignor R. Donald Kiernan; and Mrs. Bettye Hutchings and Mrs. Clarice Bagwell who together formed the State Crime Commission's Committee on the Status of Criminal Justice in Georgia.

To those individuals who researched, collected, compiled, wrote, typed, edited, proofed, and organized *The Georgia Criminal Justice Book*, a special acknowledgment is due. On the staff of the State Crime Commission, they include Bill Kelley, who directed all efforts toward the book and, with the help of Mike Sherberger, Bob Schmitz, and Bette Rosenzweig, prepared the final draft. Faye Christian, commission secretary, spent many long hours in developing the layout for the book and in typing and proofing the final draft. All members of the commission's planning and evaluation division also contributed significantly toward the preparation of the book.

Thanks are also due to staff members of the Criminal Justice Division of the University of Georgia's Institute of Government who assisted in last minute editing and rewriting. In particular, Ernie Taylor offered a multitude of constructive suggestions about the organization and writing of the book. We appreciate the work of the publications staff of the institute, Ann Blum, managing editor, in preparing this book for printing. Credits should also be given to Barbara Brown, editing; Gale Samuels, coordinating and proofreading; Dorothy Paul, proofreading; Reid McCallister and Pam Wright, graphics and paste-up, and Debra Peters and Editorial Services, typesetting.

Additionally, we are grateful for the aid of the institute for the *Handbook of Georgia State Agencies* by Edwin L. Jackson, Jr., which supplied substantive and structural input crucial to our publication.

Finally, in anticipation of widespread use of *The Georgia Criminal Justice Book*, we acknowledge the help of the users who provide feedback regard-

ing their use of it and suggestions for corrections or additional inclusions in subsequent editions, either by using the inserted questionnaire or by personal contact with the State Crime Commission, 3400 Peachtree Rd., N.E., Atlanta, Georgia, 30326.

Jim Higdon  
Administrator  
State Crime Commission

June 1980

## TABLE OF CONTENTS

OVERVIEW OF GEORGIA'S CRIMINAL JUSTICE SYSTEM .....	1
Flow Diagrams of the Criminal Justice System.....	5
CHAPTER I. CRIME STATISTICS.....	9
Crime Statistics Reporting System .....	11
Statistical Tables.....	13
CHAPTER II. LAW ENFORCEMENT .....	31
Overview.....	33
Law Enforcement at the Local Government Level .....	35
County Sheriffs' Departments.....	36
County Police Departments.....	44
Municipal Police Departments.....	49
Municipal Jails.....	54
County Jails .....	60
Departmental Training Academies.....	66
Regional Police Academies .....	68
Law Enforcement at the State Government Level.....	71
Department of Public Safety.....	72
Georgia Bureau of Investigation .....	76
Game and Fish Division/Department of Natural Resources.....	81
Alcohol, Tobacco Tax and Legal Services Division/Department of Revenue.....	85
Investigation Division—State Examining Boards/Secretary of State .....	89
Securities Investigation and Enforcement Unit/Secretary of State .....	93
State Fire Marshal/Comptroller General .....	95
Georgia Drugs and Narcotics Agency/Georgia State Board of Pharmacy .....	98
Georgia Peace Officer Standards and Training Council .....	101
Georgia Police Academy .....	103
Georgia Organized Crime Prevention Council .....	104
Division of Forensic Sciences/Georgia Bureau of Investigation .....	106
Campus Police.....	109
Private Sector Security .....	111
Private Detective and Private Security Agencies .....	112
CHAPTER III. COURTS.....	115
Overview .....	117
Grand Juries .....	119
Grand Juries .....	120
Major Trial Courts.....	121
Superior Courts.....	122
State Courts .....	138
Other Courts.....	147
Probate Courts .....	148

Small Claims Courts .....	149
Courts of Incorporated Municipalities .....	150
Justice of the Peace Courts .....	151
County Courts .....	153
County Recorder's Courts .....	154
Magistrates' Courts .....	155
Municipal Courts .....	156
Traffic Courts .....	157
Civil Courts .....	158
Appellate Courts .....	159
Supreme Court of Georgia .....	160
Georgia Court of Appeals .....	163
Judicial Agencies .....	167
Department of Law .....	168
Judicial Council/Administrative Office of the Courts .....	172
Board of Court Reporting of the Judicial Council .....	174
Institute of Continuing Judicial Education .....	175
Judicial Planning Committee .....	176
The Prosecuting Attorneys' Council of Georgia .....	177
Georgia Indigent Defense Council .....	178
Superior Courts Sentence Review Panel .....	180
Judicial Qualifications Commission .....	181
Judicial Nominating Commission .....	182
Judicial Administrative Districts .....	183
Georgia Justice Courts Training Council .....	184
Advisory Council For Probation .....	185
State Bar of Georgia .....	186
<b>CHAPTER IV. ADULT CORRECTIONS .....</b>	<b>187</b>
Overview .....	189
Adult Corrections at the Local Government Level .....	193
Pretrial Programs .....	194
County Adult Probation Systems .....	197
County Correctional Institutions .....	200
Adult Corrections at the State Government Level .....	209
Department of Offender Rehabilitation .....	210
Statewide Adult Probation System/Division of Probation/ Department of Offender Rehabilitation .....	213
Adult Diversion Centers/Department of Offender Rehabilitation .....	218
State Correctional Institutions/Department of Offender Rehabilitation .....	224
Adult Transitional Centers/Department of Offender Rehabilitation .....	236
State Board of Pardons and Paroles .....	240
Training and Staff Development Section/Department of Offender Rehabilitation .....	246
Georgia Correctional Industries Administration .....	251
Correctional Services/Department of Labor .....	254
Adult Corrections and the Private Sector .....	257
Adult Corrections and the Private Sector .....	258

<b>CHAPTER V. JUVENILE JUSTICE .....</b>	<b>261</b>
Overview .....	263
Flow Diagrams of the Juvenile Justice System .....	265
Juvenile Courts .....	269
Juvenile Courts .....	270
Council of Juvenile Court Judges .....	298
Juvenile Justice at the Local Government Level .....	299
County Probation Departments .....	300
County Detention Facilities .....	304
Local Community-Based Alternatives .....	306
Juvenile Justice at the State Government Level .....	309
Division of Youth Services/Department of Human Resources .....	310
Regional Youth Development Centers .....	316
Community Detention .....	319
Court Services .....	320
Community Treatment Centers .....	321
Day Centers .....	325
Group Homes .....	327
Status Offender Programs .....	329
Youth Development Centers .....	331
Runaway Investigations Unit—Interstate Compact .....	333
Juvenile Justice Services in the Private Sector .....	335
Juvenile Justice Services in the Private Sector .....	336
<b>CHAPTER VI. CRIMINAL JUSTICE INFORMATION SYSTEMS .....</b>	<b>337</b>
Overview .....	339
Criminal Justice Information Systems at the Local Government Level .....	341
Local Criminal Justice Information Systems .....	342
Criminal Justice Information Systems at the State Government Level .....	347
Georgia Crime Information Center .....	348
Correctional Information System .....	350
Management Information System .....	351
State Judicial Information System .....	352
Statistical Analysis Center .....	353
<b>CHAPTER VII. SYSTEMWIDE CRIMINAL JUSTICE PLANNING .....</b>	<b>355</b>
Overview .....	357
Criminal Justice Planning at the Regional and Local Levels of Government .....	359
Area Planning and Development Commissions .....	360
County and Municipal Criminal Justice Planning .....	364
Criminal Justice Planning at the State Government Level .....	367
State Crime Commission .....	368
General Government and Protection of Persons and Property Division/Office of Planning and Budget .....	371
Planning and Budget Section/Department of Offender Rehabilitation .....	373
Advisory Committee On Juvenile Justice and Delinquency Prevention/State Crime Commission .....	374

Consulting Services Section—City/County Management and Criminal Justice Unit/Department of Community Affairs.....	376
Program Planning, Development and Evaluation Unit—Division of Youth Services/Department of Human Resources .....	377
Criminal Justice Division—Institute of Government / University of Georgia .....	379
Criminal Justice Planning Assistance in the Private Sector .....	381
Metropolitan Atlanta Crime Commission .....	382
<b>CHAPTER VIII. CRIMINAL JUSTICE INTEREST GROUPS AND ASSOCIATIONS .....</b>	<b>383</b>
Overview .....	385
Academic Committee on Criminal Justice .....	386
American Civil Liberties Union .....	386
Association County Commissioners of Georgia .....	386
The Association of Junior Leagues, Inc. ....	387
Central Savannah River Area Law Enforcement Association, Augusta .....	387
Child Care Executives' Association of Georgia .....	387
Clearinghouse on Georgia Prisons and Jails .....	388
Council for Children, Inc. ....	388
Council of Superior Court Judges .....	388
County Officers' Association of Georgia .....	389
District Attorneys' Association of Georgia .....	389
Fraternal Order of Police .....	389
Georgia Alliance for Prison Alternatives .....	390
Georgia Association for Children .....	390
Georgia Association of Bank Security .....	390
Georgia Association of Campus Law Enforcement Administrators .....	391
Georgia Association of Chiefs of Police, Inc. ....	391
Georgia Association of Criminal Defense Lawyers .....	391
Georgia Association of Criminal Justice Educators .....	392
Georgia Association of Independent Juvenile Courts .....	392
Georgia Association of Police Chaplains, Inc. ....	392
Georgia Association of Security Personnel .....	393
Georgia Certified Courts Reporters' Association .....	393
Georgia Committee Against the Death Penalty .....	393
Georgia Council on Moral and Civic Concerns, Inc. ....	394
Georgia County Welfare Association .....	394
Georgia Jail Managers' Association .....	394
Georgia Jaycees .....	395
Georgia Juvenile Detention Association .....	395
Georgia Juvenile Services Association .....	395
Georgia Municipal Association .....	396
Georgia Prison Wardens' Association .....	396
Georgia Probation/Parole Association .....	396
Georgia Sheriffs' Association, Inc. ....	397
Georgia Superior Court Clerks' Association .....	397
Georgia Trial Lawyers' Association, Inc. ....	397

Metropol .....	398
Metropolitan Atlanta Council on Alcohol and Drugs, Inc. ....	398
National Alliance of Business .....	398
National Association of Blacks in Criminal Justice .....	399
National Council of Jewish Women, Inc. ....	399
National Moratorium On Prison Construction .....	399
Parole Association of Georgia .....	400
Peace Officers' Association of Georgia, Inc. ....	400
Probate Court Judges' Association .....	400
Small Claims Court Association .....	401
Southeastern Correctional Management Council .....	401
State Trial Judges' and Solicitors' Association .....	401
<b>EVALUATION FORM .....</b>	<b>403</b>

EXHIBITS

Figure 1. Agencies Involved in the Stages of the Adult Criminal Justice Process in Georgia .....3

Figure 2. Detailed Felony Process .....4

Figure 3. Major Stages of the Juvenile Justice Process .....267

Figure 4. Flow Diagram of the Juvenile Justice Process .....268

Figure 5. Division of Youth Services, Programs and Facilities, 1979...312

Figure 6. Georgia Area Planning and Development Commissions.....363

STATISTICAL TABLES

CHAPTER I. CRIME STATISTICS

I-1. Profile of Reported Index Crimes .....14

I-2. Geographical Distribution of Reported Index Crimes .....15

I-3. Number and Rate of Reported Index Crimes By County .....16

I-4. Changes In Number of Reported Index Crimes .....24

I-5. Changes In Rates of Reported Index Crimes .....25

I-6. Comparison of Number and Rate of Reported Index Crimes ...26

I-7. Characteristics of Reported Index Crimes .....27

I-8. Profile of Persons Arrested for Reported Index Crimes. ....29

I-9. Clearance Rates for Reported Index Crimes .....30

CHAPTER II. LAW ENFORCEMENT

County Sheriffs' Departments

II-1. Number of Personnel .....37

II-2. Sex/Race Characteristics .....38

II-3. Age Characteristics .....38

II-4. Education Level .....39

II-5. Length of Service .....39

II-6. Employee Benefits .....40

II-7. Minimum Annual Salary (ELP) .....40

II-8. 1979 Minimum Annual Salary (Sheriffs') .....41

II-9. 1978 Annual Operating Budget .....42

II-10. 1978 Incidents and Arrests Reported .....43

County Police Departments

II-11. Number of Personnel .....44

II-12. Sex/Race Characteristics .....45

II-13. Age Characteristics .....45

II-14. Education Level .....46

II-15. Length of Service .....46

II-16. Employee Benefits .....47

II-17. Minimum Annual Salary .....47

II-18. 1978 Annual Operating Budgets .....48

II-19. 1978 Incidents and Arrests .....48

Municipal Police Departments

II-20. Number of Personnel .....49

II-21. Sex/Race Characteristics .....50

II-22. Age Characteristics .....50

II-23. Education Level .....51

II-24. Length of Service .....51

II-25. Employee Benefits .....52

II-26. Minimum Annual Salary .....52

II-27. 1978 Annual Operating Budgets .....53

II-28. 1978 Incidents and Arrests .....53

Municipal Jails

II-29. Age of Facility .....54

II-30. Minimum Annual Salary .....55

II-31. Training Requirements for Jail Personnel .....55

II-32. Male Inmate Capacity .....56

II-33. Female Inmate Capacity .....56

II-34. 1978 Total Male Inmate Population/Admissions . . . . .	57
II-35. 1978 Total Female Inmate Population/Admissions . . . . .	57
II-36. Single Occupancy Cells . . . . .	58
II-37. Multiple Occupancy Cells . . . . .	58
II-38. 1978 Annual Operating Budgets . . . . .	59
County Jails	
II-39. Age of Facility . . . . .	61
II-40. Minimum Annual Salary . . . . .	61
II-41. Training Requirements for Jail Personnel . . . . .	62
II-42. Male Inmate Capacity . . . . .	62
II-43. Female Inmate Capacity . . . . .	63
II-44. 1978 Total Male Inmate Population/Admissions . . . . .	63
II-45. 1978 Total Female Inmate Population/Admissions . . . . .	64
II-46. Single Occupancy Cells . . . . .	64
II-47. Multiple Occupancy Cells . . . . .	65
II-48. 1978 Annual Operating Budgets . . . . .	65
Departmental Training Academies	
II-49. Fiscal Year 1979 General Profile . . . . .	67
Regional Police Academies	
II-50. Fiscal Year 1979 General Profile . . . . .	69
Department of Public Safety	
II-51. Number of Full-time Personnel . . . . .	73
II-52. Sex/Race Characteristics . . . . .	73
II-53. Age Characteristics . . . . .	74
II-54. Length of Service . . . . .	74
II-55. Minimum Annual Salary . . . . .	74
II-56. 1978 Investigations, Arrests and Convictions . . . . .	74
II-57. 1978 Miscellaneous Workload Indicators . . . . .	75
Georgia Bureau of Investigation	
II-58. Number of Full-time Personnel . . . . .	77
II-59. Sex/Race Characteristics . . . . .	78
II-60. Age Characteristics . . . . .	78
II-61. Education Level . . . . .	79
II-62. Length of Service . . . . .	79
II-63. Minimum Annual Salary . . . . .	79
II-64. 1978 Investigations, Arrests and Convictions . . . . .	80
II-65. 1978 Miscellaneous Workload Indicators . . . . .	80
Game and Fish Division/Department of Natural Resources	
II-66. Sex/Race Characteristics . . . . .	82
II-67. Age Characteristics . . . . .	82
II-68. Education Level . . . . .	83
II-69. Length of Service . . . . .	83
II-70. Minimum Annual Salary . . . . .	83
II-71. Fiscal Year 1979 Investigations, Arrests and Convictions . . . . .	84
Alcohol, Tobacco Tax and Legal Services Division/ Department of Revenue	
II-72. Sex/Race Characteristics . . . . .	85
II-73. Age Characteristics . . . . .	86
II-74. Education Level . . . . .	86
II-75. Length of Service . . . . .	87

II-76. Minimum Annual Salary . . . . .	87
II-77. 1978 Investigations, Arrests and Convictions . . . . .	87
II-78. 1978 Miscellaneous Workload Indicators . . . . .	88
Investigation Division—State Examining Boards/Secretary of State	
II-79. Sex/Race Characteristics . . . . .	90
II-80. Age Characteristics . . . . .	90
II-81. Education Level . . . . .	91
II-82. Length of Service . . . . .	91
II-83. Minimum Annual Salary . . . . .	91
II-84. 1978 Investigations, Arrests and Convictions . . . . .	92
II-85. 1978 Miscellaneous Workload Indicators . . . . .	92
Securities Investigation and Enforcement Unit/Secretary of State	
II-86. 1978 Investigations, Arrests and Convictions . . . . .	94
II-87. 1978 Miscellaneous Workload Indicators . . . . .	94
State Fire Marshal/Comptroller General	
II-88. Sex/Race Characteristics . . . . .	95
II-89. Age Characteristics . . . . .	95
II-90. Education Level . . . . .	96
II-91. Length of Service . . . . .	96
II-92. Minimum Annual Salary . . . . .	97
II-93. 1978 Investigations, Arrests and Convictions . . . . .	97
Georgia Drugs and Narcotics Agency/Georgia State Board of Pharmacy	
II-94. Age Characteristics . . . . .	99
II-95. Education Level . . . . .	99
II-96. Length of Service . . . . .	99
II-97. Minimum Annual Salary . . . . .	100
II-98. 1978 Investigations, Arrests and Convictions . . . . .	100
Georgia Peace Officer Standards and Training Council	
II-99. Fiscal Year 1979 Workload Indicators . . . . .	102
Georgia Police Academy	
II-100. Fiscal Year 1979 Training Profile . . . . .	103
Georgia Organized Crime Prevention Council	
II-101. Fiscal Year 1979 Special Projects, Indictments and Convictions . . . . .	105
II-102. Fiscal Year 1979 Miscellaneous Workload Indicators . . . . .	105
Division of Forensic Sciences/Georgia Bureau of Investigation	
II-103. Profile of Laboratories . . . . .	107
II-104. Fiscal Year 1979 Caseload Statistics . . . . .	107
II-105. Fiscal Year 1979 "Hits" by Case Type . . . . .	108

## CHAPTER III. COURTS

### Superior Courts

III-1. Population, Active Attorneys, Counties, Personnel by Judicial Circuit . . . . .	124
III-2. Manpower Profile . . . . .	125
III-3. Fiscal Year 1979 Judicial Circuit Total Filings and Percent of Filings by Type . . . . .	126
III-4. Fiscal Year 1979 Filings Per Judge by Judicial Circuit . . . . .	127
III-5. Fiscal Year 1979 Dispositions Per Judicial Circuit by Case Type and Percent Disposed by Each Method . . . . .	128
III-6. Fiscal Year 1979 Dispositions as a Percent of Filings . . . . .	136

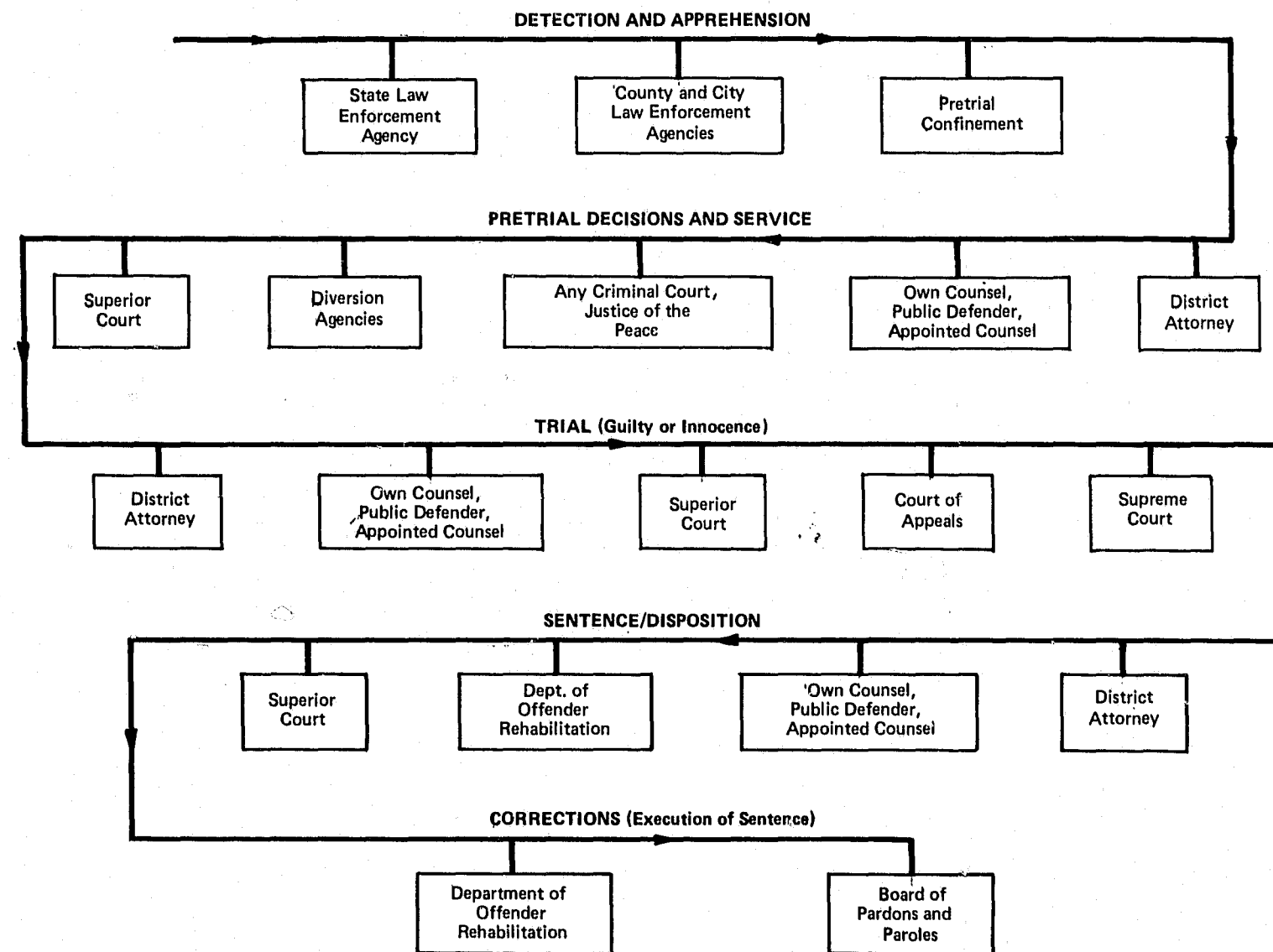


State Courts	
III-7. Judicial Circuit, Personnel by County of State Court	139
III-8. Manpower Profile	141
III-9. Fiscal Year 1979 State Court Total Filings and Percent of Filings by Type	142
III-10. Fiscal Year 1979 Dispositions as a Percent of Filings by Case Type	144
Supreme Court of Georgia	
III-11. Manpower Profile	161
III-12. Fiscal Year 1979 General Workload	162
Georgia Court of Appeals	
III-13. Manpower Profile	164
III-14. Fiscal Year 1979 General Workload	165
Department of Law	
III-15. Manpower Profile	171
Georgia Indigent Defense Council	
III-16. Criminal Cases Defended and Percent by Type	179
CHAPTER IV. ADULT CORRECTIONS	
Pretrial Programs	
IV-1. Fiscal Year 1979 General Profile	196
County Adult Probation Systems	
IV-2. 1980 General Profile	199
County Correctional Institutions	
IV-3. Fiscal Year 1979 General Profile	202
Statewide Adult Probation System/Division of Probation/ Department of Offender Rehabilitation	
IV-4. Fiscal Year 1979 Probation Caseload/Workload Statistics	216
IV-5. Fiscal Year 1979 Limited Probationer Profile	217
Adult Diversion Centers/Department of Offender Rehabilitation	
IV-6. Fiscal Year 1979 General Profile	221
IV-7. Fiscal Year 1979 Earnings and Disbursements of Resident Probationers	223
State Correctional Institutions/Department of Offender Rehabilitation	
IV-8. Comprehensive Inmate Profile	229
IV-9. 1979/1980 Comprehensive Profile of State Correctional Institutions	234
Adult Transitional Centers/Department of Offender Rehabilitation	
IV-10. Fiscal Year 1979 General Profile	239
State Board of Pardons and Paroles	
IV-11. Fiscal Year 1979 Parole Caseload/Workload Statistics	244
IV-12. Fiscal Year 1979 Limited Felon Parole Profile	245
Training and Staff Development Section/ Department of Offender Rehabilitation	
IV-13. Fiscal Year 1979 Percent DOR Employee Training Participation	249
IV-14. Fiscal Year 1979 Training Programs Conducted/Coordinated	250

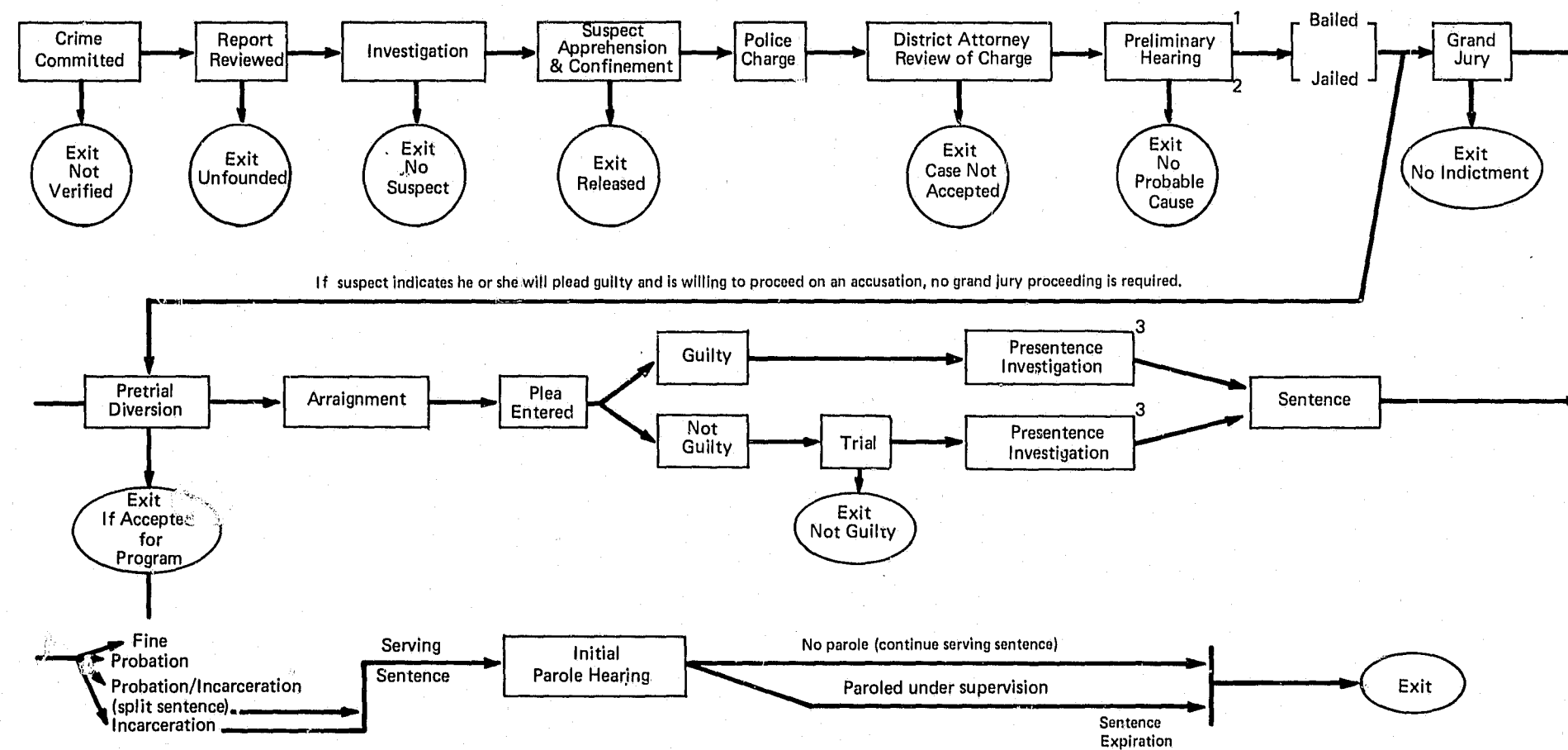
Correctional Services/Department of Labor	
IV-15. Fiscal Year 1979 Employment/ Vocational Services Statistics	256
CHAPTER V. JUVENILE JUSTICE	
Juvenile Courts	
V-1. Overview Juvenile Justice Judicial System by County	272
V-2. Manpower Profile	281
V-3. Court Workload/Efficiency Chart; by Circuit, Court Type and County	282
V-4. Comparative Juvenile Court Referral Rates	292
County Probation Departments	
V-5. Independent Juvenile Court Probation and Intake Services	301
County Detention Facilities	
V-6. General Profile County Detention Centers	305
Division of Youth Services/Department of Human Resources	
V-7. Fiscal Year 1979 Commitment Trends	313
V-8. Fiscal Year 1979 General Profile Youths Committed to Division of Youth Services	313
V-9. Fiscal Year 1979 Commitments to Division of Youth Services by Offense Type and Age Group	314
Regional Youth Development Centers	
V-10. Fiscal Year 1979 General Profile	317
Community Treatment Centers	
V-11. Fiscal Year 1979 General Profile	322
Day Centers	
V-12. Fiscal Year 1979 General Profile	326
Group Homes	
V-13. Fiscal Year 1979 General Profile	328
Youth Development Centers	
V-14. Fiscal Year 1979 General Profile	332
CHAPTER VI. CRIMINAL JUSTICE INFORMATION SYSTEMS	
Local Criminal Justice Information Systems	
VI-1. General Profile	343

# **OVERVIEW OF GEORGIA's CRIMINAL JUSTICE SYSTEM**

Figure 1  
AGENCIES INVOLVED IN THE STAGES OF THE  
ADULT CRIMINAL JUSTICE PROCESS IN GEORGIA



**Figure 2**  
**DETAILED FELONY PROCESS**



1. Held by magistrate or state court judge in different jurisdictions.
2. Can be waived with consent of the accused.
3. At pleasure of the presiding judge.

## FLOW DIAGRAMS OF THE CRIMINAL JUSTICE SYSTEM

The following diagrams depict the movement of adult felons through the criminal justice process.

To initiate the process, a crime must be reported to the police. Immediate action by the police may result in on-site arrests. If not, then the *report of the crime is reviewed*, and, if indeed a crime has been committed, the police conduct an *investigation* which may culminate in the *arrest* of a suspect. The arresting officer's superiors in the police department review the evidence, and, if it is considered adequate, the suspect is *confined* in the local jail and a *formal charge filed*. The charge(s) is forwarded along with the pertinent evidence to the district attorney who makes a decision based primarily on the strength of the evidence whether to continue the criminal justice process (*review of charge*).

As soon as possible after the suspect's initial confinement and the district attorney's decision to continue the process, the suspect is brought to a *preliminary hearing* conducted by any criminal court judge or justice of the peace. At the hearing, a determination is made as to whether the government has enough evidence, i.e., probable cause, to continue holding the suspect. If the judge determines that the weight of the evidence does not reasonably point to the suspect's probable guilt, the judge orders the charges dropped and the subject released. If the judge concludes that there is a reasonable chance of the suspect's guilt, the judge then determines—based on the seriousness of the crime, the suspect's personal history, and the suspect's past criminal record—whether to release the suspect on bail to await the rest of the process or to continue the suspect's confinement in order to protect society and to guarantee the suspect's appearance at the rest of the proceedings (*bailed or jailed*).

Next, the evidence gathered by the government is presented to the *grand jury* of the county in which the crime was committed. The grand jury determines whether the evidence is sufficient to bind the suspect over for a formal trial. If the grand jury decides the government's case is inadequate, the charges are dropped and the suspect is released. If the grand jury determines that the evidence supports the charges of the government, it returns a "true bill," and the suspect continues in the process. At this point, in some jurisdictions, the suspect may be considered for entry into a program designed to divert the suspect from the rest of the process. These "*diversion programs*" normally select only those whom it is felt are not likely to commit another crime. However, if another crime is committed or the suspect performs inadequately, the grand jury indictment still stands, and the suspect can re-enter the process at the same point at which he or she left it. Additionally, up to this point, the district attorney can, on his own volition, drop the charges against the suspect and discontinue the process. However, once the grand jury has returned a "true bill," the district attorney must petition the superior court of the county for the charges to be dropped.

If the suspect must continue in the process, he or she, with his/her attorney, decides how to plead to the charges. Sometimes this decision is reached, in

conjunction with the district attorney, through a process called "plea bargaining." In plea bargaining the suspect offers to plead guilty and save the government the expense and time involved in a formal trial in return for the district attorney's recommendation that a relatively lighter sentence be imposed than would be expected from a formal trial in superior court. Any such arrangement must be ratified by that judge who has the power to accept a guilty plea and set the sentence.

The decision on how the suspect will plea to the charge(s) is communicated to the superior court at the *arraignment*. If the suspect *pleads guilty* and the judge accepts the plea, the judge may order a presentence investigation by the Department of Offender Rehabilitation (or the county probation department if separate from DOR) to help in deciding an appropriate sentence for the individual. If the subject *pleads not guilty*, a formal trial in the superior court is conducted. If the finding from the *trial* is guilty, the judge can *sentence* the now-convicted felon to one of four generic types of punishment—a fine, probation, incarceration, or a combination of incarceration with probation to follow. The judge again has the option of ordering a *presentence investigation*.

The convicted felon, at this point, may appeal the verdict of guilty and the type and length of sentence to the Georgia Court of Appeals and, ultimately, to the Georgia Supreme Court, if the justices of that court decide to hear the case. While the appeals process is in operation, the convicted felon is kept in the county jail unless he or she signs a waiver permitting transfer to a state prison.

Additionally, a panel of judges called the Sentence Review Board automatically reviews all sentences of five years or more. The board has the power to correct downward any inequities in sentencing.

If a *fine* is ordered, the fine is paid and the felon exits from the process. If *probation* is ordered, the felon is allowed to live a normal life, but under the supervision of a probation officer from one of the independent county systems or the Department of Offender Rehabilitation. In certain cases, the probated felon might be assigned to one of the restitution centers of the Department of Offender Rehabilitation. These restitution centers are designed for offenders who do not need incarceration but who do need more intensive supervision than offered in the normal probation program. While at the restitution center, the offender pays room and board to the state, receives counseling and treatment, and pays back the value of the articles that were stolen.

If *incarceration* is ordered, the offender is committed to the custody of the Department of Offender Rehabilitation and assigned to a state or a county correctional institution to *serve the sentence*. Upon commitment the earned time system provides that the incarcerated felon shall receive one day off the sentence for each day served with good behavior. This system is not applicable to those serving under sentence of life imprisonment or death.

At the completion of one-third of the felon's sentence or a maximum of seven years incarceration, the felon becomes eligible to have his or her case considered by the State Board of Pardons and Paroles (*initial parole hearing*). If this board decides that the felon is a good risk for parole, the

felon may be *paroled* at that time (or at some time during the remainder of the sentence) and serve the rest of the sentence leading a normal life, but under the supervision of a parole officer. If the board does not decide that the felon is a good risk, the felon will complete his/her sentence in the prison system (*no parole*).

Normally, the last four to six months of the incarceration are served at a transitional center in the community where the offender will settle upon release. This step is designed to help the offender ease back into an unfamiliar world with a job and residence arranged prior to the expiration of the sentence. If probation was ordered by the court to commence upon the end of confinement, probation begins upon completion of incarceration or upon completion of that part of the incarceration sentence served on parole. Once the sentence requirements of the court have been met, the individual is *released* totally from the criminal justice process.



# I. CRIME STATISTICS

## CRIME STATISTICS REPORTING SYSTEM

Georgia's crime reporting system is patterned after that of the Federal Bureau of Investigation. It is principally designed to collect three types of crime data from local law enforcement agencies according to standardized definitions and procedures, in order that the dimensions of the crime problem in our state can be identified and measured. The first type of data, reported offenses, includes counts for the crimes of murder and non-negligent manslaughter, forcible rape, robbery, aggravated assault, burglary, larceny-theft, and motor vehicle theft. The first four offenses are termed *violent crimes* or crimes against persons; the remaining three are *property crimes*. Because of their seriousness, frequency of occurrence, and likelihood of being reported, these crimes are thought of as forming an index of the crime problem; consequently, they are known as *Index Crimes*. The second type of data, arrest statistics, can be used to measure law enforcement activity, in addition to identifying some of the characteristics of the criminal population. Clearance rates, the third type of data, provide an indication of the percent of criminal cases for which someone was arrested and charged.

### Data Collection

Statistics about the number of Index Crimes reported and persons arrested are collected and aggregated by the Uniform Crime Reporting Section of the Georgia Crime Information Center according to the standardized procedures and definitions used in the Federal Bureau of Investigation's national *Uniform Crime Reporting (UCR)* program. Since both systems use the same classification scheme and editing procedures to ensure data reliability, meaningful comparisons with other time periods and with other states are possible. In addition, the FBI produces estimates of criminal activity for law enforcement agencies that do not fully participate in the UCR program.

### Cautions on Data Use

Although the UCR program in Georgia is well established with over 98 percent of the state's law enforcement agencies participating, there are still some inherent limitations on the usefulness of these data for describing the dimensions of the crime problem.

First, it is well established that many more crimes occur than are ever reported. Depending on the type of crime and kind of victim, statistics based on the number of crimes reported to law enforcement agencies may, therefore, seriously underestimate the number of crimes that actually take place. Because the size and variation of this "hidden figure of crime" are not known, it cannot be inferred that changes in reported crime necessarily reflect commensurate changes in criminal behavior.

Second, the UCR program does not include estimates for clearances and arrests that take place but are not reported. Again, changes in the number of reported arrests or clearance rates may not necessarily reflect the actual level of change in law enforcement activity. Also, there is evidence that changes in the actual number of crimes committed normally coincide with changes in population. Accordingly, historical comparisons of the number

of crimes reported may be misleading if the accompanying changes in population are not considered. The same is true for interjurisdictional comparisons; it is expected that different populations will have different levels of crime. The use of crime rates in making comparisons minimizes these problems.

Finally, following the same logic, because crime rates are a reflection of the number of persons affected as well as the number of crimes reported, they are only as accurate as are population estimates.

Still, the uniformity and comprehensiveness of the state's crime statistics data base, particularly since 1977 when law enforcement agencies' reporting became more valid and reliable, is very useful for describing Georgia's crime problem and making comparisons with other jurisdictions and over time.

#### **UCR Program Definitions of Seven Index Crimes**

**Murder** is defined as the willful killing of another. Deaths caused by negligence, suicide, accident, or justifiable homicide are not included in the count for this offense classification. Attempts to murder or assaults to murder are scored as aggravated assaults and not as murder.

**Forcible Rape** is the carnal knowledge of a female through the use of force or the threat of force. Assaults to commit forcible rape are also included; however, statutory rape (without force) is not counted in this category.

**Robbery** is the stealing or taking of anything of value from the care, custody, or control of a person by force or by threat of force. Assault to commit robbery and attempts are included. Robbery is a violent crime and frequently results in injury to the victim.

**Aggravated Assault** is the unlawful attack by one person upon another for the purpose of inflicting severe bodily injury. It usually involves the use of a weapon or other means likely to produce death or serious bodily harm. Attempted assault is also included since it is not necessary for an injury to result when a gun, knife, or other weapon is used which might, and probably would, cause serious personal injury if the crime were successfully completed.

**Burglary** is defined as the unlawful entry of a structure to commit a felony or theft. The use of force to gain entry is not required to classify the crime as a burglary.

**Larceny-Theft** is the unlawful taking or stealing of property or articles without the use of force, violence, or fraud. It includes such crimes as shoplifting, pocket-picking, purse-snatching, thefts from motor vehicles, thefts of motor vehicle parts and accessories, bicycle thefts, etc.

**Motor Vehicle Theft** is the unlawful taking or stealing of a motor vehicle, including attempts to steal. This definition excludes taking a motor vehicle for temporary use by those persons having lawful access to the vehicle.

## **STATISTICAL TABLES**

Profile of Crime (1978) pp. 14-23  
Changes in Crime (1974-1978) pp. 24-25  
Comparisons of Crime (1974-1978) p. 26  
Crime Characteristics (1978) pp. 27-28  
Arrests and Clearances (1978) pp. 29-30

TABLE I-1

## PROFILE OF REPORTED INDEX CRIMES

GEORGIA 1978

Source: FBI Uniform Crime Reporting Program, 1978

Type of Crime	Number	Percent of Total	Rate Per 100,000 People
Murder and Non-Negligent Manslaughter	731	.3	14.4
Rape	1,928	.8	37.9
Robbery	8,454	3.5	166.3
Aggravated Assault	13,432	5.5	264.2
Total Violent Crime	24,545	10.1	482.8
Burglary	75,022	31.0	1475.6
Larceny/Theft	124,880	51.6	2456.3
Motor Vehicle Theft	18,126	7.5	356.5
Total Property Crime	218,028	90.1	4288.5
Total Index Crimes	242,573	100.0	4771.3

TABLE I-2

GEOGRAPHICAL DISTRIBUTION OF REPORTED INDEX CRIMES  
GEORGIA 1978

SOURCE: FBI UNIFORM CRIME REPORTING PROGRAM, 1978

Type of Crime	Standard Metropolitan Statistical Areas		Other Cities		Rural Areas	
	Number Reported	Rate Per 100,000 People	Number Reported	Rate Per 100,000 People	Number Reported	Rate Per 100,000 People
Murder and Non-Negligent Manslaughter	431	14.8	119	13.1	181	14.3
Rape	1,477	50.8	224	24.6	227	17.9
Robbery	7,503	258.2	596	65.5	355	28.0
Aggravated Assault	9,250	318.3	2,284	251.0	1,898	149.6
Total Violent Crime	18,661	642.2	3,223	354.2	2,661	209.8
Burglary	55,900	1,923.7	9,408	1,034.0	9,714	765.9
Larceny/Theft	94,380	3,248.0	19,850	2,181.7	10,650	839.7
Motor Vehicle Theft	14,563	501.2	1,761	194.0	1,802	142.1
Total Property Crime	164,843	5,672.8	31,019	3,409.2	22,166	1,747.7
Total Index Crimes	183,504	6,315.0	34,242	3,763.5	24,827	1,957.5

TABLE I-3

NUMBER AND RATE OF REPORTED INDEX CRIMES BY COUNTY  
GEORGIA, 1978SOURCE: FBI UNIFORM CRIME REPORTING PROGRAM, 1978  
AND GEORGIA OFFICE OF PLANNING AND BUDGET  
POPULATION ESTIMATES, 1978

County	Estimated Population	Number Index Crimes	Index Crime Rate	Number Violent Crimes	Number Property Crimes
Appling	13,900	244	1755.4	14	230
Atkinson	5,700	10	175.4	0	10
Bacon	9,700	157	161.9	24	133
Baker	4,200	25	595.2	3	22
Baldwin	36,400	1,666	4576.9	190	1,476
Banks	8,100	156	1925.9	5	151
Barrow	19,000	489	2573.7	49	440
Bartow	37,400	1,055	2820.9	84	971
Ben Hill	14,900	352	2362.4	51	301
Berrien	12,900	292	2263.6	45	247
Bibb	145,000	8,705	6003.4	688	8,017
Bleckley	10,700	98	915.9	5	93
Brantley	8,400	24	285.7	4	20
Brooks	13,900	182	1309.4	25	157
Bryan	7,900	107	1354.4	17	90
Bulloch	34,200	549	1605.3	32	517
Burke	18,400	515	2798.9	85	430

TABLE I-3 (cont'd.)

County	Estimated Population	Number Index Crimes	Index Crime Rate	Number Violent Crimes	Number Property Crimes
Butts	12,600	118	936.5	6	112
Calhoun	6,400	52	812.5	16	36
Camden	10,700	198	1850.5	14	184
Candler	6,400	129	2015.6	4	125
Carroll	56,800	1,778	3130.3	185	1,593
Catoosa	34,900	795	2277.9	31	764
Charlton	6,500	124	1907.7	11	113
Chatham	192,100	15,311	7970.3	2,007	13,304
Chattahoochee	12,400	0	0	0	0
Chattooga	21,300	444	2804.5	28	416
Cherokee	43,200	725	1678.2	24	701
Clarke	76,900	5,475	7119.6	486	4,989
Clay	3,700	3	81.1	1	2
Clayton	132,100	8,370	6336.1	427	7,943
Clinch	6,500	104	1600.0	14	90
Cobb	271,400	13,171	4853.0	955	12,216
Coffee	23,800	752	324.4	110	642
Colquitt	33,400	750	2245.5	51	699
Columbia	32,200	743	2307.5	35	708
Cook	11,400	385	3377.2	50	335
Coweta	37,600	726	1930.9	65	661
Crawford	6,800	77	1132.4	3	74

TABLE I-3 (cont'd.)

County	Estimated Population	Number Index Crimes	Index Crime Rate	Number Violent Crimes	Number Property Crimes
Crisp	19,400	596	3072.2	101	495
Dade	11,500	202	1756.5	17	185
Dawson	5,100	109	2137.3	3	106
Decatur	23,100	724	3134.2	100	624
DeKalb	479,000	26,237	5477.5	1,332	24,905
Dodge	15,800	123	778.5	4	119
Dooly	11,200	40	357.1	2	38
Dougherty	100,100	5,448	5442.6	522	4,926
Douglas	45,900	1,537	3348.6	159	1,378
Early	12,700	155	1220.5	25	130
Echols	1,900	8	421.1	1	7
Effingham	17,200	181	1052.3	13	168
Elbert	17,100	255	1491.2	37	218
Emanuel	19,500	485	2487.2	73	412
Evans	8,500	56	658.8	9	47
Fannin	15,000	224	1493.3	4	220
Fayette	20,300	528	2601.0	8	520
Floyd	79,100	2,632	3327.4	167	2,465
Forsyth	23,100	750	3246.8	31	719
Franklin	13,500	115	851.9	9	106
Fulton	581,000	67,253	11575.4	9,764	57,489
Gilmer	11,300	197	1743.4	10	187

TABLE I-3 (cont'd.)

County	Estimated Population	Number Index Crimes	Index Crime Rate	Number Violent Crimes	Number Property Crimes
Glascokk	2,500	0	0	0	0
Glynn	52,700	2,633	4996.2	321	2,312
Gordon	27,900	846	3032.3	59	787
Grady	19,100	287	1502.6	38	249
Greene	10,600	90	849.1	6	84
Gwinnett	145,500	5,581	3835.7	351	5,230
Habersham	23,100	7	30.3	0	7
Hall	68,800	3,271	4754.4	176	3,095
Hancock	9,300	38	408.6	4	34
Haralson	17,900	446	2491.6	74	372
Harris	13,300	328	2466.2	24	304
Hart	16,100	287	1782.6	5	282
Heard	6,000	113	1883.3	12	101
Henry	29,300	954	3256.0	79	875
Houston	81,800	2,813	3438.9	170	2,643
Irwin	8,500	115	1352.9	10	105
Jackson	23,000	410	1782.6	37	373
Jasper	7,000	156	2228.6	6	150
Jeff Davis	11,400	127	1114.0	7	120
Jefferson	16,400	171	1042.7	47	124
Jenkins	8,400	101	1202.4	9	92
Johnson	7,700	34	441.6	3	31
Jones	16,200	243	1500.0	12	231

TABLE I-3 (cont'd.)

County	Estimated Population	Number Index Crimes	Index Crime Rate	Number Violent Crimes	Number Property Crimes
Lamar	11,300	230	2035.4	23	207
Lanier	5,500	43	781.8	10	33
Laurens	34,100	771	2261.0	58	713
Lee	9,100	166	1824.2	5	161
Liberty	33,200	719	2165.7	81	638
Lincoln	6,400	78	1218.8	4	74
Long	3,800	0	0	0	0
Lowndes	70,000	2,915	4164.3	189	2,726
Lumpkin	9,600	149	1552.1	17	132
McDuffie	17,500	200	1142.9	27	173
McIntosh	7,600	0	0	0	0
Macon	12,500	97	776.0	15	82
Madison	16,000	126	787.5	10	116
Marion	5,000	32	640.0	9	23
Meriwether	20,800	127	610.6	11	116
Miller	6,600	46	697.0	6	40
Mitchell	18,900	325	1719.6	53	272
Monroe	12,200	506	4147.5	59	447
Montgomery	6,700	0	0	0	0
Morgan	9,900	216	2181.8	18	198
Murray	17,800	399	2241.6	31	368
Muscogee	177,300	7,051	3976.9	692	6,359
Newton	31,700	862	2719.2	75	787

TABLE I-3 (cont'd.)

County	Estimated Population	Number Index Crimes	Index Crime Rate	Number Violent Crimes	Number Property Crimes
Oconee	9,600	90	937.5	3	87
Oglethorpe	8,700	64	735.6	5	59
Paulding	22,700	538	2370.0	36	502
Peach	18,900	787	4164.0	88	699
Pickens	10,800	99	916.7	9	90
Pierce	11,100	111	1000.0	11	100
Pike	8,200	60	731.7	8	52
Polk	30,700	452	1472.3	78	374
Pulaski	7,500	79	1053.3	18	61
Putnam	10,100	239	2366.3	23	216
Quitman	1,900	6	315.8	3	3
Rabun	8,700	152	1747.1	2	150
Randolph	9,300	256	2752.7	35	221
Richmond	167,000	10,755	6440.1	963	9,792
Rockdale	28,900	1,109	3837.4	76	1,033
Schley	2,800	2	71.4	1	1
Screven	13,700	147	1073.0	22	125
Seminole	7,700	244	3168.8	44	200
Spalding	43,900	1,938	4414.6	199	1,739
Stephens	22,700	529	2330.4	26	503
Stewart	5,600	45	803.6	9	36
Sumter	27,300	828	3033.0	61	767



TABLE I-3 (cont'd.)

County	Estimated Population	Number Index Crimes	Index Crime Rate	Number Violent Crimes	Number Property Crimes
Talbot	6,600	56	848.5	7	49
Taliaferro	2,500	15	600.0	4	11
Tattnall	18,500	40	216.2	1	39
Taylor	7,100	128	1802.8	23	105
Telfair	11,900	50	420.2	4	46
Terrell	10,500	264	2514.3	38	226
Thomas	37,300	1,158	3104.6	153	1,005
Tift	31,100	1,680	5401.9	270	1,410
Toombs	21,100	383	1815.2	37	346
Towns	5,200	17	326.9	3	14
Treutlen	6,000	3	50.0	0	3
Troup	45,600	1,901	4168.9	221	1,680
Turner	8,800	161	1829.5	20	141
Twiggs	8,500	1	11.8	0	1
Union	8,200	4	48.8	1	3
Upson	24,300	280	1152.3	44	236
Walker	51,800	1,231	2376.4	31	1,200
Walton	28,600	452	1580.4	30	422
Ware	34,500	1,056	3060.9	77	979
Warren	6,300	5	79.4	1	4
Washington	17,100	198	1157.9	28	170
Wayne	19,200	213	1109.4	25	188

TABLE I-3 (cont'd.)

County	Estimated Population	Number Index Crimes	Index Crime Rate	Number Violent Crimes	Number Property Crimes
Webster	2,200	1	45.5	1	0
Wheeler	5,300	11	207.4	0	11
White	9,500	81	852.6	1	80
Whitfield	65,800	2,264	3440.7	159	2,105
Wilcox	7,700	23	298.7	2	21
Wilkes	10,400	164	1576.9	28	136
Wilkinson	10,100	9	89.1	0	9
Worth	16,400	324	1975.6	18	306

TABLE I-4

CHANGES IN NUMBER OF REPORTED INDEX CRIMES  
GEORGIA, 1974-1978

SOURCE: FBI UNIFORM CRIME REPORTING PROGRAM, 1974-1978

	1973	1974	1975	1976	1977	1978	Percent Change 1974-1978
Number Murders	834	868	711	692	593	731	
Percent Change	-	4.1	-18.1	- 2.7	-14.3	23.3	-15.8
Number of Rapes	1,236	1,323	1,251	1,240	1,570	1,928	
Percent Change	-	7.0	- 5.4	- .9	26.6	22.8	45.7
Number Robberies	7,565	8,617	8,204	7,076	7,094	8,454	
Percent Change	-	13.9	- 4.8	-13.7	.3	19.2	- 1.9
Number Aggravated Assaults	10,103	10,779	12,442	12,022	12,946	13,432	
Percent Change	-	6.7	15.4	- 3.4	7.7	3.4	24.6
Number Violent Crimes	19,738	21,587	22,608	21,030	22,203	24,545	
Percent Change	-	9.4	4.7	- 7.0	5.6	10.5	13.7
Number Burglaries	60,726	71,394	77,867	71,984	68,205	75,022	
Percent Change	-	17.6	9.1	- 7.6	- 5.2	10.0	5.1
Number Larcenies/Thefts	66,558	81,078	110,762	130,130	109,554	124,880	
Percent Change	-	21.8	36.6	17.5	-15.8	14.0	54.0
Number Motor Vehicle Thefts	17,153	16,945	16,637	15,888	15,036	18,126	
Percent Change	-	- 1.2	- 1.8	- 4.5	- 5.4	20.6	7.0
Number Property Crimes	144,437	169,417	205,266	218,002	192,795	218,028	
Percent Change	-	17.3	21.2	6.2	-11.6	13.1	28.7
Total Number of Index Crimes	164,175	191,004	227,874	239,032	214,998	242,573	
Percent Change	-	16.3	19.3	4.9	-10.1	12.8	27.0

TABLE I-5

CHANGES IN RATES OF REPORTED INDEX CRIMES  
GEORGIA, 1974-1978

SOURCE: FBI UNIFORM CRIME REPORTING PROGRAM, 1974-1978

	1973	1974	1975	1976	1977	1978	Percent Change 1974-1978
Murder	17.4	17.8	14.4	13.9	11.7	14.4	
Percent Change	-	2.3	-19.1	- 3.5	-15.8	23.1	-19.1
Rape	25.8	27.1	25.4	24.9	31.1	37.9	
Percent Change	-	5.0	- 6.3	- 2.0	24.9	21.9	39.8
Robbery	158.1	176.5	166.5	142.4	140.5	166.3	
Percent Change	-	11.6	- 5.7	-14.5	- 1.3	18.4	- 5.8
Aggravated Assault	211.1	220.8	252.6	241.9	256.5	264.2	
Percent Change	-	4.6	14.4	- 4.2	6.0	3.0	19.7
Violent Crime	412.4	442.2	459.0	423.1	439.8	482.8	
Percent Change	-	7.2	3.8	- 7.8	3.9	9.8	9.2
Burglary	1268.8	1462.4	1580.7	1448.4	1351.1	1475.6	
Percent Change	-	15.2	8.1	- 8.4	- 6.7	9.2	.9
Larceny/Theft	1390.7	1660.8	2248.5	2618.3	2170.7	2456.3	
Percent Change	-	19.4	35.4	16.4	-17.1	13.2	47.9
Motor Vehicle Theft	358.4	347.1	337.7	319.7	297.9	356.5	
Percent Change	-	- 3.2	- 2.7	- 5.3	- 6.8	19.7	2.7
Property Crime	3017.9	3470.2	4166.9	4386.4	3819.2	4288.5	
Percent Change	-	15.0	19.9	5.4	-12.9	12.3	23.6
Total Index Crime	3430.3	3912.4	4625.9	4809.5	4259.1	4771.3	
Percent Change	-	14.0	18.2	4.0	-11.4	12.0	22.0

TABLE I-6

## COMPARISON OF NUMBER AND RATE OF REPORTED INDEX CRIMES

GEORGIA, SOUTH\*, NATION, 1974-1978

SOURCE: FBI UNIFORM CRIME REPORTING PROGRAM, 1974-1978

Year		Total Number of Index Crimes	Percent Change	Index Crime Rate	Percent Change
<u>1973</u>	Georgia	164,175	-	3430.3	-
	South	2,407,429	-	3647.3	-
	Nation	8,666,206	-	4129.7	-
<u>1974</u>	Georgia	191,004	16.3	3912.4	14.0
	South	2,954,064	22.7	4397.4	20.6
	Nation	10,253,400	18.3	4850.4	17.4
<u>1975</u>	Georgia	227,874	19.3	4625.9	18.2
	South	3,302,089	11.8	4847.8	10.2
	Nation	11,256,600	9.8	5281.7	8.9
<u>1976</u>	Georgia	239,032	4.9	4809.5	4.0
	South	3,293,506	- .2	4783.4	- 1.3
	Nation	11,304,788	.4	5266.4	- .3
<u>1977</u>	Georgia	214,998	-10.1	4259.1	-11.4
	South	3,225,661	- 2.1	4618.1	- 3.5
	Nation	10,935,777	-11.2	5055.1	- 4.0
<u>1978</u>	Georgia	242,573	12.8	4771.3	12.0
	South	3,374,523	4.6	4778.0	3.5
	Nation	11,141,334	1.9	5109.3	1.1

Percent  
Change

1974-

1978

Georgia	-	27.0	-	22.0
South	-	14.2	-	8.7
Nation	-	8.7	-	5.3

\* Delaware, Florida, Georgia, Maryland, North Carolina, South Carolina, Virginia, West Virginia, Alabama, Kentucky, Mississippi, Tennessee, Arkansas, Louisiana, Oklahoma and Texas.

TABLE I-7

CHARACTERISTICS OF REPORTED INDEX CRIMES  
GEORGIA, 1978

SOURCE: FBI UNIFORM CRIME REPORTING PROGRAM, 1978

	Victim-Perpetrator Relationship (Percent)			Weapon Used (Percent)				
	Reported Stranger- to-Stranger	Reported Non-Stranger- to-Stranger	Relationship Not Known	Firearm	Cutting Tool	Hands, Fists, Etc.	Other Dangerous Weapons	Unknown
Murder	10.6	63.0	26.4	62.9	11.9	4.4	8.9	12.0
Rape	48.4	38.0	13.6	16.0	11.2	59.3	.3	13.2
Robbery	64.0	10.6	25.4	50.2	7.4	31.3	10.5	.7
Aggravated Assault	19.2	61.6	19.3	36.6	27.0	8.5	26.9	1.1
Burglary	10.6	3.6	85.8	-	-	-	-	-
Larceny/ Theft	25.0	8.0	66.9	-	-	-	-	-
Motor Vehicle Theft	11.3	7.3	81.4	-	-	-	-	-

TABLE I-7 (cont'd.)

	Property Stolen		Place of Occurrence (Percent)						
	Total Value	Average Value Per Incident	Highway	Service Station	Chain Store	Bank	Commercial	Residence	Unknown and Other
Murder	\$ 10,974	\$ 14.93	9.5	.3	1.0	.1	10.0	42.8	36.3
Rape	\$ 49,913	\$ 26.17	10.5	.3	.4	0.0	4.2	32.3	52.3
Robbery	\$ 4,245,319	\$ 503.06	36.8	6.6	10.8	1.5	21.5	12.6	10.1
Aggravated Assault	-	-	11.4	.5	.8	0.0	8.1	36.0	43.2
Burglary	\$33,296,558	\$ 452.31	.2	1.8	1.6	0.0	18.0	61.2	17.1
Larceny/ Theft	\$33,612,815	\$ 274.78	2.9	3.6	7.9	.1	20.1	26.4	39.0
Motor Vehicle Theft	\$52,760,964	\$2,959.61	7.8	1.6	1.2	.1	18.1	32.4	38.8



TABLE I-8

PROFILE OF PERSONS ARRESTED FOR REPORTED INDEX CRIMES  
GEORGIA, 1978

SOURCE: FBI UNIFORM CRIME REPORTING PROGRAM, 1978

Type of Crime	Total Number of Arrests	Age					Sex		Race		
		Percent Under 18	Percent 18 - 24	Percent 25 - 29	Percent 30 - 34	Percent 35 and Over	% Male	% Female	% White	% Black	% Other
Murder, Non-Negligent Manslaughter	685	3.6	28.5	17.2	14.3	36.4	81.3	18.7	38.7	61.3	0.0
Rape	826	13.0	39.7	22.0	11.3	14.0	100.0	0.0	32.8	66.9	0.2
Robbery	2,723	15.9	49.5	16.5	8.6	9.5	91.4	8.6	35.0	64.9	0.0
Aggravated Assault	8,076	6.3	27.8	19.3	14.1	32.5	82.9	17.1	43.7	56.2	0.0
Total Violent Crime	12,310	8.7	33.4	18.8	12.7	26.4	85.8	14.2	40.8	59.2	0.0
Burglary	10,534	35.2	40.9	11.5	5.4	7.1	94.2	5.8	53.4	46.6	0.1
Larceny/Theft	21,202	24.0	37.6	14.6	8.0	15.8	68.1	31.9	44.1	55.8	0.1
Motor Vehicle Theft	2,667	29.8	41.4	11.8	6.9	10.0	92.5	7.5	61.8	37.9	0.3
Total Property Crime	34,403	27.9	38.9	13.5	7.1	12.7	78.0	22.0	48.3	51.6	0.1
Total Index Crimes	46,713	22.8	37.5	14.9	8.6	16.3	80.1	19.9	46.3	53.6	0.1

TABLE I-9

CLEARANCE RATES<sup>1</sup> FOR REPORTED INDEX CRIMES  
GEORGIA 1978

SOURCE: FBI UNIFORM CRIME REPORTING PROGRAM, 1978

<u>Type Crime</u>	<u>1978</u>
Murder and Non-Negligent Manslaughter	74.4%
Forcible Rape	44.1
Robbery	33.2
Aggravated Assault	61.9
Total Violent Crime	51.7
Burglary	14.5
Larceny/Theft	17.5
Motor Vehicle Theft	15.2
Total Property Crime	16.3
Total Index Crime	19.8

<sup>1</sup>Because valid clearance rate data is not available for Georgia, estimates were developed for use in analysis according to the following rationale. On a national level for the past few years, the ratio of the estimated number of arrests to the estimated number of crimes approximates the reported clearance rate for Index Crimes, with the exception of murder and aggravated assault. Assuming the same relationship holds for Georgia's data, Index Crime clearance rates were calculated from offense and arrest reports for 1978 after certain adjustments were made. Of course, the arrest of one person can clear several crimes, or several persons may be arrested to clear one crime. This fact affects the estimation by an unknown amount, and varies with the type of crime.

## II. LAW ENFORCEMENT

### OVERVIEW

The law enforcement function belongs to the executive branch of government. Characteristically, it is performed at the local level, having been delegated to the respective counties and communities by the state. The fact that most law enforcement work is done by local agencies is borne out by noting that it is where the bulk of money allocated to this function is spent, the majority of personnel employed, and the greatest portion of the workload measures, such as arrests, generated.

These facts notwithstanding, the term "diversity" can be used appropriately to describe the law enforcement community within the state of Georgia—largely because the state retains certain specialized responsibilities, because a great deal of variation exists between counties and communities on how police services are provided, and because departments change over time. In the pages which follow, the discussion and data are less than totally inclusive but far beyond a mere flavor. What the reader will find is a concise statement representative of the many different types of agencies involved in this vital process.

The primary role of state level law enforcement agencies is to provide technical assistance to police agencies at the local level of government. Illustrative of this are the provision of requested services on a particular investigation, the analyses of physical evidence, and the conducting of training courses. The state also maintains specialized roles and initiatives in such areas as highway safety and control of organized crime and fire hazards. It may also regulate various aspects of policing by stipulating minimum employment criteria, by mandating courses of instruction, and by carefully examining the means by which these programs are delivered. Such system-wide minimum requirements for employment and training have contributed greatly to the competencies and professional stature of Georgia's peace officers. In a most recent development, the 1930 General Assembly provided statutory authority for the establishment of a Public Safety Training Center to operate under the Department of Public Safety. This center will provide training for the state's law enforcement and firefighting personnel.

Each of Georgia's counties has a sheriff who serves his county generally in three areas: (1) as the chief law enforcement officer, (2) as an officer of the court, and (3) as keeper of the county jail. In the approximately 18 counties that have created county police departments, the emphasis of the sheriff's office has shifted to the latter two areas.

Most law enforcement officers are municipal employees. Presently some 338 Georgia municipalities fund police departments. These range in size from 1 to well over 1,000 officers. When considered as separate units over a period of time, departments may vary greatly for several reasons: the community is less willing or able to devote resources to it, the leadership changes, personnel are increased or decreased by appropriations, or the personnel of smaller departments resign or are replaced. Where municipalities operate jails, they should be thought of as temporary detention facilities, not as correctional institutions or prisons. Local jails are not part of the state's corrections system.

Many institutions of higher learning maintain some force which provides security services to the campus and its visitors. These vary in function from those which have a fundamentally watchman and traffic control orientation to those which perform all the traditional functions of public law enforcement. Also varied are the authority under which campus law enforcement personnel operate, their arrest power, and their jurisdiction.

Within the private sector, security services are provided on a fee basis to supplement the services provided by public agencies or to provide services that they cannot render. Clients of private security firms range from individuals to multinational corporations.

The law enforcement agencies are, perhaps, some of the most visible segments of the criminal justice system in Georgia. This chapter presents descriptions of police and sheriffs' offices as well as the jails in Georgia's cities, towns, and counties. Information is also included on Georgia's law enforcement training academies, the state agencies that have law enforcement mandates, and statutorily authorized councils. Nongovernmental agencies such as campus police and private detective and private security agencies are also described.

**LAW ENFORCEMENT AT  
THE LOCAL GOVERNMENT LEVEL**

## COUNTY SHERIFFS' DEPARTMENTS

Except where contrary to the U.S. or state constitutions, the laws of England, particularly those concerning the office of county sheriff, were made applicable to the newly independent state of Georgia in the late 18th century. County sheriffs and their authority were first separately addressed in Georgia statutes in 1799. Though modified and expanded over the years by statute and ordinance, the office of sheriff has experienced relatively few fundamental changes and it remains an extremely important one.

The sheriff is elected by the citizens of a county to serve a four-year term and is authorized by law to appoint one or more deputies at his discretion. Qualifications for the office of sheriff are numerous:

1. United States citizenship
2. two years residency in the county in which office is sought
3. registration as a voter
4. minimum age of 25
5. high school graduation or its equivalent in educational training as established by the Georgia Peace Officer Standards and Training (POST) Council
6. no convictions for a felony offense or any offense involving moral turpitude
7. submission of fingerprints to allow a search of local, state, and national fingerprint files
8. submission of a complete history of residences for six years prior to qualification.

In addition to these qualifications, a sheriff must satisfy one of the following:

1. be a certified police officer as defined in the POST act within six months after taking office.
2. possess a two-year degree or its equivalent from a college or university
3. have two years of college or two years' experience in the law enforcement field
4. have two years of educational training in the police enforcement field.

Furthermore, the law stipulates that newly elected sheriffs must complete a training session of at least six weeks which is certified by the POST Council, and that each sheriff must attend a minimum of twenty hours of training annually. Training and education requirements may be waived by sheriffs who have served in office for two years or more.

The majority of legal authority for and of the office of sheriff is designated within titles 24-28 and 77-1 of the Georgia Code Annotated.

There are 159 sheriffs in Georgia, one in each county of the state who serves as the chief law enforcement officer of the county. The sheriff's three primary areas of responsibility are enforcing state and local laws within his county, serving as an officer of the courts, and keeping the county

jail. Law enforcement activities include patrol, investigation, and crime prevention. The sheriff serves the court as bailiff, as agent for the serving of summons, subpoenas, other civil papers, and the executing of warrants. As official jailer of the county, the sheriff is responsible for the prevention of escape, as well as the health, safety, and welfare, of prisoners under his control.

The criminal jurisdiction of a sheriff and his deputies is generally limited to the geographical boundaries of their own county. They may, however, both execute arrest warrants and make arrests when in hot pursuit of an offender outside of their county.

TABLE II-1  
NUMBER OF PERSONNEL  
COUNTY SHERIFFS' DEPARTMENTS

SOURCE: STATEWIDE LAW ENFORCEMENT SURVEY CONDUCTED  
BY APDC CRIMINAL JUSTICE PLANNERS, 1979  
(147 of 159 Departments Reporting)

Type of Personnel	Number
Sworn Personnel	2,153
Civilian Personnel	434
Total	2,587

TABLE II-2  
SEX/RACE CHARACTERISTICS  
FULL-TIME SWORN PERSONNEL  
COUNTY SHERIFFS' DEPARTMENTS

SOURCE: STATEWIDE LAW ENFORCEMENT SURVEY CONDUCTED  
BY APDC CRIMINAL JUSTICE PLANNERS, 1979

(147 of 159 Departments Reporting)

Sex	Race	Percent of Total
Male	White	79.0%
Male	Black	10.0%
Male	Other	.1%
Female	White	9.0%
Female	Black	2.0%
Female	Other	.1%

TABLE II-3  
AGE CHARACTERISTICS  
FULL-TIME SWORN PERSONNEL  
COUNTY SHERIFFS' DEPARTMENTS

SOURCE: STATEWIDE LAW ENFORCEMENT SURVEY CONDUCTED  
BY APDC CRIMINAL JUSTICE PLANNERS, 1979

(147 of 159 Departments Reporting)

Age Range	Percent of Total
18 to 19 Years Old	1%
20 to 29 Years Old	32%
30 to 39 Years Old	31%
40 to 49 Years Old	19%
50 to 59 Years Old	14%
60 or More Years Old	3%

TABLE II-4  
EDUCATION LEVEL  
FULL-TIME SWORN PERSONNEL  
COUNTY SHERIFFS' DEPARTMENTS

SOURCE: STATEWIDE LAW ENFORCEMENT SURVEY CONDUCTED  
BY APDC CRIMINAL JUSTICE PLANNERS, 1979

(147 of 159 Departments Reporting)

Education Level Attained	Percent of Total
Less Than High School	5%
High School or GED	65%
Some College	24%
4-Year College Degree	5%
Graduate Study	1%

TABLE II-5  
LENGTH OF SERVICE  
FULL-TIME SWORN PERSONNEL  
COUNTY SHERIFFS' DEPARTMENTS

SOURCE: STATEWIDE LAW ENFORCEMENT SURVEY CONDUCTED  
BY APDC CRIMINAL JUSTICE PLANNERS, 1979

(147 of 159 Departments Reporting)

Seniority	Percent of Total
Less Than 2 Years' Service	20%
2 to 5 Years' Service	37%
6 to 10 Years' Service	20%
11 to 20 Years' Service	10%
More Than 20 Years' Service	3%

TABLE II-6  
EMPLOYEE BENEFITS  
FULL-TIME SWORN PERSONNEL  
COUNTY SHERIFFS' DEPARTMENTS

SOURCE: STATEWIDE LAW ENFORCEMENT SURVEY CONDUCTED  
BY APDC CRIMINAL JUSTICE PLANNERS, 1979

(147 of 159 Departments Reporting)

Benefit Provisions	Number of Departments Providing	Percent of Departments Providing
Paid Vacation	134	91%
Sick Leave	129	88%
Health Insurance	110	75%
Life Insurance	88	60%
Retirement Benefits	75	51%

TABLE II-7  
MINIMUM ANNUAL SALARY  
ENTRY-LEVEL SWORN PERSONNEL  
COUNTY SHERIFFS' DEPARTMENTS

SOURCE: STATEWIDE LAW ENFORCEMENT SURVEY CONDUCTED  
BY APDC CRIMINAL JUSTICE PLANNERS, 1979

(147 of 159 Departments Reporting)

Minimum Annual Salary Range	Number of Departments	Percent of Departments
\$6,000 or Less	7	5%
\$6,001 to \$7,000	13	9%
\$7,001 to \$8,000	32	22%
\$8,001 to \$9,000	53	36%
\$9,001 to \$10,000	30	20%
More Than \$10,000	12	8%
Total	147	100%

TABLE II-8  
1979 MINIMUM ANNUAL SALARY, SHERIFFS  
COUNTY SHERIFFS' DEPARTMENTS

SOURCE: GEORGIA SHERIFFS' ASSOCIATION, 1979

Minimum Annual Salary	Number of Sheriffs	Percent of Sheriffs
\$12,500	22	14%
\$15,500	53	> 33%
\$17,800	36	23%
\$19,600	18	> 11%
\$21,400	10	> 6%
\$23,200	2	> 1%
\$25,000	11	7%
\$26,700	5	> 3%
\$28,600	2	> 1%
Total	159	> 99%



TABLE II-9  
 1978 ANNUAL OPERATING BUDGET  
 COUNTY SHERIFFS' DEPARTMENTS  
 SOURCE: STATEWIDE LAW ENFORCEMENT SURVEY CONDUCTED  
 BY APDC CRIMINAL JUSTICE PLANNERS, 1979  
 (147 of 159 Departments Reporting)

1978 Annual Operating Budget Range	Number of Departments	Percent of Departments
\$ 50,000 or Less	13	9%
\$ 50,001 to \$ 100,000	38	26%
\$100,001 to \$ 200,000	56	38%
\$200,001 to \$ 500,000	26	18%
\$500,001 to \$1,000,000	12	8%
More Than \$1,000,000	2	1%
Total	147	100%

TABLE II-10  
 1978 INCIDENTS AND ARRESTS REPORTED  
 INDEX CRIMES  
 COUNTY SHERIFFS' DEPARTMENTS  
 SOURCE: FBI UNIFORM CRIME REPORTING PROGRAM, 1978  
 (Less Than 100% of Departments Reporting)

Index Crime	Number of Incidents	Number of Arrests <sup>1</sup>
Homicide	181	252
Rape	329	233
Robbery	626	641
Aggravated Assault	2,299	3,226
Burglary	13,494	3,207
Larceny/Theft	15,662	5,335
Motor Vehicle Theft	2,796	821

<sup>1</sup>Number of arrests may exceed number of incidents due to carryover of investigations from prior years.

COUNTY POLICE DEPARTMENTS

The Constitution of the State of Georgia authorizes counties to exercise police protection powers. Specific statutory authority to appoint or establish county police was granted to the governing bodies (primarily boards of county commissioners) of Georgia's counties in 1914. Since that time, however, only a small percentage of Georgia's counties have chosen to maintain county police departments. According to law, local boards of county commissioners may, if they choose, appoint county police and set rules and regulations for their conduct, management, and control. The boards may also modify, change, or enlarge those rules and regulations at their discretion. Currently, approximately 18 counties in Georgia maintain countywide police agencies.

Legal authority for county police departments is designated within titles 2-6102 and 23-14 of the Georgia Code Annotated.

County police officers entering on duty after July 1, 1975, must be certified by the POST Council as having met the qualifications of and completed the basic training requirements for peace officer under the provisions of the POST act. Training requirements in some of the counties, particularly in those with large metropolitan areas, exceed those established by the POST Council.

County police departments generally supplement the efforts of the sheriffs in their counties by assuming concurrent authority and responsibility for traditional law enforcement functions such as routine patrol and criminal investigation. In counties that maintain county police departments, the attention of the sheriffs' departments is primarily focused on the duties of court services and jail administration. Criminal jurisdiction of county police departments is generally limited to the geographical boundaries of their own county, although they may be granted authority over airports that are established by their county but within the boundary of an adjacent county. Additionally, in cases of hot pursuit, they may make arrests beyond the boundaries of their county.

TABLE II-11

NUMBER OF PERSONNEL  
COUNTY POLICE DEPARTMENTS

SOURCE: STATEWIDE LAW ENFORCEMENT SURVEY CONDUCTED  
BY APDC CRIMINAL JUSTICE PLANNERS, 1979

(11 of Approx. 18 Departments Reporting)

Type of Personnel	Number
Sworn Personnel	1,319
Civilian Personnel	274
Total	1,593

TABLE II-12

SEX/RACE CHARACTERISTICS  
FULL-TIME SWORN PERSONNEL  
COUNTY POLICE DEPARTMENTS

SOURCE: STATEWIDE LAW ENFORCEMENT SURVEY CONDUCTED  
BY APDC CRIMINAL JUSTICE PLANNERS, 1979

(11 of Approx. 18 Departments Reporting)

Sex	Race	Percent of Total
Male	White	88.0%
Male	Black	6.0%
Male	Other	.1%
Female	White	5.0%
Female	Black	1.0%
Female	Other	0.0%

TABLE II-13

AGE CHARACTERISTICS  
FULL-TIME SWORN PERSONNEL  
COUNTY POLICE DEPARTMENTS

SOURCE: STATEWIDE LAW ENFORCEMENT SURVEY CONDUCTED  
BY APDC CRIMINAL JUSTICE PLANNERS, 1979

(11 of Approx. 18 Departments Reporting)

Age Range	Percent of Total
18 to 19 Years Old	0%
20 to 29 Years Old	36%
30 to 39 Years Old	46%
40 to 49 Years Old	13%
50 to 59 Years Old	4%
60 or More Years Old	1%

TABLE II-14  
EDUCATION LEVEL  
FULL-TIME SWORN PERSONNEL  
COUNTY POLICE DEPARTMENTS

SOURCE: STATEWIDE LAW ENFORCEMENT SURVEY CONDUCTED  
BY APDC CRIMINAL JUSTICE PLANNERS, 1979  
(11 of Approx. 18 Departments Reporting)

Education Level Attained	Percent of Total
Less Than High School	2%
High School or G.E.D.	54%
Some College	32%
4-Year College Degree	11%
Graduate Study	1%

TABLE II-15  
LENGTH OF SERVICE  
FULL-TIME SWORN PERSONNEL  
COUNTY POLICE DEPARTMENTS

SOURCE: STATEWIDE LAW ENFORCEMENT SURVEY CONDUCTED  
BY APDC CRIMINAL JUSTICE PLANNERS, 1979  
(11 of Approx. 18 Departments Reporting)

Seniority	Percent of Total
Less Than 2 Years' Service	20%
2 to 5 Years' Service	33%
6 to 10 Years' Service	29%
11 to 20 Years' Service	16%
More Than 20 Years' Service	2%

TABLE II-16  
EMPLOYEE BENEFITS  
FULL-TIME SWORN PERSONNEL  
COUNTY POLICE DEPARTMENTS

SOURCE: STATEWIDE LAW ENFORCEMENT SURVEY CONDUCTED  
BY APDC CRIMINAL JUSTICE PLANNERS, 1979  
(11 of Approx. 18 Departments Reporting)

Benefit Provisions	Number of Departments Providing	Percent of Departments Providing
Paid Vacation	11	100%
Sick Leave	11	100%
Health Insurance	11	100%
Life Insurance	11	100%
Retirement Benefits	11	100%

TABLE II-17  
MINIMUM ANNUAL SALARY  
ENTRY-LEVEL SWORN PERSONNEL  
COUNTY POLICE DEPARTMENTS

SOURCE: STATEWIDE LAW ENFORCEMENT SURVEY CONDUCTED  
BY APDC CRIMINAL JUSTICE PLANNERS, 1979  
(11 of Approx. 18 Departments Reporting)

Minimum Annual Salary Range	Number of Departments	Percent of Departments
\$6000 or Less	1	9%
\$6001 to \$7000	0	0
\$7001 to \$8000	0	0
\$8001 to \$9000	2	19%
\$9001 to \$10,000	4	36%
More Than \$10,000	4	36%
Total	11	100%

TABLE II-18  
1978 ANNUAL OPERATING BUDGETS  
COUNTY POLICE DEPARTMENTS  
SOURCE: STATEWIDE LAW ENFORCEMENT SURVEY CONDUCTED  
BY APDC CRIMINAL JUSTICE PLANNERS, 1979  
(10 of Approx. 18 Departments Reporting)

1978 Annual Operating Budget Range	Number of Departments	Percent of Departments
\$50,000 or Less	1	12%
\$50,001 to \$100,000	0	0%
\$100,001 to \$200,000	1	12%
\$200,001 to \$500,000	0	0%
\$500,001 to \$1,000,000	4	38%
More Than \$1,000,000	4	38%
Total	10	100%

TABLE II-19  
1978 INCIDENTS AND ARRESTS  
REPORTED INDEX CRIMES  
COUNTY POLICE DEPARTMENTS  
SOURCE: FBI UNIFORM CRIME REPORTING PROGRAM, 1978  
(Less Than 100% of Departments Reporting)

Index Crime	Number of Incidents	Number of Arrests <sup>1</sup>
Homicide	68	80
Rape	408	124
Robbery	1,252	434
Aggravated Assault	1,647	664
Burglary	18,445	2,032
Larceny/Theft	31,245	3,413
Motor Vehicle Theft	5,185	455

<sup>1</sup>Number of arrests may exceed number of incidents due to carryover of investigations from prior years.

## MUNICIPAL POLICE DEPARTMENTS

Georgia's Constitution authorizes municipalities to exercise police protection powers. Municipal police departments derive their authority from city charters and are generally governed by the city council or by the mayor, depending on the form of government under which the municipality is organized. These departments and their personnel account for the overwhelming majority of law enforcers within the state of Georgia. The number of officers employed by individual departments across the state varies widely, ranging from one part-time officer to over 1,500 full-time personnel. Currently, approximately 338 of Georgia's municipalities maintain police departments.

Legal authority for the establishment of municipal police departments is designated within Title 2-6102 of the Georgia Code Annotated.

Municipal police officers who began duty after July 1, 1975, are required to be certified by the POST Council as having met the qualifications and completed the basic training requirements for a peace officer under the POST act. Major metropolitan departments usually have mandatory training requirements which exceed those established by the POST Council.

Municipal police departments exercise all traditional law enforcement functions including the enforcement of state laws and city ordinances. Over 40 percent of these departments are also responsible for operating municipal jails within their cities.

The criminal jurisdiction of municipal police departments is generally limited to the boundaries of their respective city or town. Nonetheless, they may be granted authority over municipal airports outside of their city limits and in cases of hot pursuit may make arrests outside of their cities or towns.

TABLE II-20  
NUMBER OF PERSONNEL  
MUNICIPAL POLICE DEPARTMENTS

SOURCE: STATEWIDE LAW ENFORCEMENT SURVEY CONDUCTED  
BY APDC CRIMINAL JUSTICE PLANNERS, 1979

(324 of Approx. 338 Departments Reporting)

Type of Personnel	Number
Sworn Personnel	5,095
Civilian Personnel	1,265
Total	6,360

TABLE II-21  
SEX/RACE CHARACTERISTICS  
FULL-TIME SWORN PERSONNEL  
MUNICIPAL POLICE DEPARTMENTS

SOURCE: STATEWIDE LAW ENFORCEMENT SURVEY CONDUCTED  
BY APDC CRIMINAL JUSTICE PLANNERS, 1979

(324 of Approx. 338 Departments Reporting)

Sex	Race	Percent of Total
Male	White	75%
Male	Black	17%
Male	Other	1%
Female	White	4%
Female	Black	2%
Female	Other	1%

TABLE II-22  
AGE CHARACTERISTICS  
FULL-TIME SWORN PERSONNEL  
MUNICIPAL POLICE DEPARTMENTS

SOURCE: STATEWIDE LAW ENFORCEMENT SURVEY CONDUCTED  
BY APDC CRIMINAL JUSTICE PLANNERS, 1979

(324 of Approx. 338 Departments Reporting)

Age Range	Percent of Total
18 to 19 Years Old	1%
20 to 29 Years Old	33%
30 to 39 Years Old	34%
40 to 49 Years Old	20%
50 to 59 Years Old	11%
60 or More Years Old	1%

TABLE II-23  
EDUCATION LEVEL  
FULL-TIME SWORN PERSONNEL  
MUNICIPAL POLICE DEPARTMENTS

SOURCE: STATEWIDE LAW ENFORCEMENT SURVEY CONDUCTED  
BY APDC CRIMINAL JUSTICE PLANNERS, 1979

(324 of Approx. 338 Departments Reporting)

Education Level Attained	Percent of Total
Less Than High School	3%
High School or G.E.D.	60%
Some College	30%
4-Year College Degree	6%
Graduate Study	1%

TABLE II-24  
LENGTH OF SERVICE  
FULL-TIME SWORN PERSONNEL  
MUNICIPAL POLICE DEPARTMENTS

SOURCE: STATEWIDE LAW ENFORCEMENT SURVEY CONDUCTED  
BY APDC CRIMINAL JUSTICE PLANNERS, 1979

(324 of Approx. 338 Departments Reporting)

Seniority	Percent of Total
Less Than 2 Years' Service	27%
2 to 5 Years' Service	31%
6 to 10 Years' Service	21%
11 to 20 Years' Service	13%
More Than 20 Years' Service	8%

TABLE II-25  
EMPLOYEE BENEFITS  
FULL-TIME SWORN PERSONNEL  
MUNICIPAL POLICE DEPARTMENTS

SOURCE: STATEWIDE LAW ENFORCEMENT SURVEY CONDUCTED  
BY APDC CRIMINAL JUSTICE PLANNERS, 1979

(324 of Approx. 338 Departments Reporting)

Benefit Provisions	Number of Departments Providing	Percent of Departments Providing
Paid Vacation	308	95%
Sick Leave	282	87%
Health Insurance	224	69%
Life Insurance	198	61%
Retirement Benefits	194	60%

TABLE II-26

MINIMUM ANNUAL SALARY  
ENTRY-LEVEL SWORN PERSONNEL  
MUNICIPAL POLICE DEPARTMENTS

SOURCE: STATEWIDE LAW ENFORCEMENT SURVEY CONDUCTED  
BY APDC CRIMINAL JUSTICE PLANNERS, 1979

(324 of Approx. 338 Departments Reporting)

Minimum Annual Salary Range	Number of Departments	Percent of Departments
\$6,000 or Less	19	6%
\$6,001 to \$7,000	39	12%
\$7,001 to \$8,000	104	32%
\$8,001 to \$9,000	84	26%
\$9,001 to \$10,000	55	17%
More Than \$10,000	23	7%
Total	324	100%

TABLE II-27  
1978 ANNUAL OPERATING BUDGETS  
MUNICIPAL POLICE DEPARTMENTS

SOURCE: STATEWIDE LAW ENFORCEMENT SURVEY CONDUCTED  
BY APDC CRIMINAL JUSTICE PLANNERS, 1979

(324 of Approx. 338 Departments Reporting)

1978 Annual Operating Budget Range	Number of Departments	Percent of Departments
\$ 50,000 or Less	120	37%
\$ 50,001 to \$100,000	71	22%
\$100,001 to \$200,000	58	18%
\$200,001 to \$500,000	49	15%
\$500,001 to \$1,000,000	19	6%
More Than \$1,000,000	7	2%
Total	324	100%

TABLE II-28

1978 INCIDENTS AND ARRESTS  
REPORTED INDEX CRIMES  
MUNICIPAL POLICE DEPARTMENTS

SOURCE: FBI UNIFORM CRIME REPORTING PROGRAM, 1978

(Less Than 100% of Departments Reporting)

Index Crime	Number of Incidents	Number of Arrests
Homicide	404	344
Rape	1,159	463
Robbery	6,547	1,639
Aggravated Assault	9,150	4,175
Burglary	41,478	5,225
Larceny/Theft	75,638	12,420
Motor Vehicle Theft	9,856	1,369

## MUNICIPAL JAILS

Municipal jails are generally operated by municipal police departments and thereby ultimately derive from the city charter and are funded by the governing body of the city. These facilities should not be confused with the few city stockades in Georgia which serve as city work camps for offenders convicted of misdemeanor violations of local ordinances.

Nonsentenced offenders account for the majority of the population of municipal jails. For the most part, the jails serve as a holding facility for accused offenders who are awaiting a preliminary hearing or trial, and either are arranging for release on bond or are unable to obtain release by bond. The offenders are rarely held for more than 72 hours.

Currently, there are approximately 146 municipal jails in Georgia, with approximately 391 full-time personnel. Sixty-three percent of these jails assign jail duty on a permanent basis, while the others use a rotating system for assigning personnel to jails. With a collective capacity of approximately 2,257, Georgia's municipal jails held a total of 249,457 offenders during 1978.

TABLE II-29

### AGE OF FACILITY MUNICIPAL JAILS

SOURCE: STATEWIDE JAIL SURVEY CONDUCTED BY APDC CRIMINAL JUSTICE PLANNERS, 1979, and SAMPLE SURVEY OF GEORGIA JAILS CONDUCTED BY STAFF OF JAIL STANDARDS STUDY, 1979

(141 of Approx. 146 Jails Reporting)

Year Constructed	Number of Jails	Percent of Jails
1900 to 1909	2	> 1%
1910 to 1919	3	> 2%
1920 to 1929	4	3%
1930 to 1939	13	> 9%
1940 to 1949	9	> 6%
1950 to 1959	31	22%
1960 to 1969	35	25%
1970 to 1979	44	> 31%
Total	141	> 99%

TABLE II-30

### MINIMUM ANNUAL SALARY ENTRY-LEVEL PERSONNEL MUNICIPAL JAILS

SOURCE: STATEWIDE JAIL SURVEY CONDUCTED BY APDC CRIMINAL JUSTICE PLANNERS, 1979, and SAMPLE SURVEY OF GEORGIA JAILS CONDUCTED BY STAFF OF JAIL STANDARDS STUDY, 1979

(93 of Approx. 146 Jails Reporting)

Minimum Annual Salary Range	Number of Jails	Percent of Jails
\$6,500 or Less	19	20%
\$6,501 to \$7,500	27	29%
\$7,501 to \$8,500	20	22%
\$8,501 to \$9,500	21	23%
More Than \$9,500	6	6%
Total	93	100%

TABLE II-31

### TRAINING REQUIREMENTS FOR JAIL PERSONNEL MUNICIPAL JAILS

SOURCE: STATEWIDE JAIL SURVEY CONDUCTED BY APDC CRIMINAL JUSTICE PLANNERS, 1979, and SAMPLE SURVEY OF GEORGIA JAILS CONDUCTED BY STAFF OF JAIL STANDARDS STUDY, 1979

(111 of Approx. 146 Jails Reporting)

Training Requirements	Number of Jails	Percent of Jails
No Specialized Training	45	40%
POST Mandate Training	53	48%
Specialized Training Other Than POST Mandate Training	13	12%
Total	111	100%

TABLE II-32  
MALE INMATE CAPACITY  
MUNICIPAL JAILS

SOURCE: STATEWIDE JAIL SURVEY CONDUCTED BY APDC CRIMINAL JUSTICE PLANNERS, 1979, and SAMPLE SURVEY OF GEORGIA JAILS CONDUCTED BY STAFF OF JAIL STANDARDS STUDY, 1979

(142 of Approx. 146 Jails Reporting)

Male Inmate Capacity	Number of Jails	Percent of Jails
25 or Less	124	87%
26 to 50	9	6%
51 to 75	7	5%
76 to 100	1	1%
More Than 100	1	1%
Total	142	100%

TABLE II-33  
FEMALE INMATE CAPACITY  
MUNICIPAL JAILS

SOURCE: STATEWIDE JAIL SURVEY CONDUCTED BY APDC CRIMINAL JUSTICE PLANNERS, 1979, and SAMPLE SURVEY OF GEORGIA JAILS CONDUCTED BY STAFF OF JAIL STANDARDS STUDY, 1979

(121 of Approx. 146 Jails Reporting)

Female Inmate Capacity	Number of Jails	Percent of Jails
25 or Less	119	98%
26 to 50	2	2%
51 to 75	0	0%
76 to 100	0	0%
More Than 100	0	0%
Total	121	100%

TABLE II-34  
1978 TOTAL MALE INMATE POPULATION/ADMISSIONS  
MUNICIPAL JAILS

SOURCE: STATEWIDE JAIL SURVEY CONDUCTED BY APDC CRIMINAL JUSTICE PLANNERS, 1979, and SAMPLE SURVEY OF GEORGIA JAILS CONDUCTED BY STAFF OF JAIL STANDARDS STUDY, 1979

(131 of Approx. 146 Jails Reporting)

Total Male Inmate Population	Number of Jails	Percent of Jails
500 or Less	99	76%
501 to 1,000	17	13%
1,001 to 2,500	6	5%
2,501 to 5,000	3	2%
5,001 to 10,000	4	3%
More Than 10,000	2	1%
Total	131	100%

TABLE II-35  
1978 TOTAL FEMALE INMATE POPULATION/ADMISSIONS  
MUNICIPAL JAILS

SOURCE: STATEWIDE JAIL SURVEY CONDUCTED BY APDC CRIMINAL JUSTICE PLANNERS, 1979, and SAMPLE SURVEY OF GEORGIA JAILS CONDUCTED BY STAFF OF JAIL STANDARDS STUDY, 1979

(115 of Approx. 146 Jails Reporting)

Total Female Inmate Population	Number of Jails	Percent of Jails
500 or Less	111	96%
501 to 1,000	0	0%
1,001 to 2,500	3	3%
2,501 to 5,000	0	0%
5,001 to 10,000	1	1%
More Than 10,000	0	0%
Total	115	100%



TABLE II-36  
SINGLE OCCUPANCY CELLS  
MUNICIPAL JAILS

SOURCE: STATEWIDE JAIL SURVEY CONDUCTED BY APDC CRIMINAL JUSTICE  
PLANNERS, 1979, and SAMPLE SURVEY OF GEORGIA JAILS  
CONDUCTED BY STAFF OF JAIL STANDARDS STUDY, 1979  
(106 of Approx. 146 Jails Reporting)

Number of Cells	Number of Jails	Percent of Jails
One or Less	54	51%
2 to 5	40	38%
6 to 10	11	10%
11 to 25	0	0%
26 to 100	1	1%
More Than 100	0	0%
Total	106	100%

TABLE II-37  
MULTIPLE OCCUPANCY CELLS  
MUNICIPAL JAILS

SOURCE: STATEWIDE JAIL SURVEY CONDUCTED BY APDC CRIMINAL JUSTICE  
PLANNERS, 1979, and SAMPLE SURVEY OF GEORGIA JAILS  
CONDUCTED BY STAFF OF JAIL STANDARDS STUDY, 1979  
(129 of Approx. 146 Jails Reporting)

Number of Cells	Number of Jails	Percent of Jails
One or Less	25	19%
2 to 5	80	62%
6 to 10	12	9%
11 to 25	11	9%
26 to 100	1	1%
More Than 100	0	0%
Total	129	100%

TABLE II-38  
1978 ANNUAL OPERATING BUDGETS  
MUNICIPAL JAILS

SOURCE: STATEWIDE JAIL SURVEY CONDUCTED BY APDC CRIMINAL JUSTICE  
PLANNERS, 1979, and SAMPLE SURVEY OF GEORGIA JAILS  
CONDUCTED BY STAFF OF JAIL STANDARDS STUDY, 1979  
(72 of Approx. 146 Jails Reporting)

1978 Annual Operating Budget Range	Number of Jails	Percent of Jails
\$ 10,000 or Less	34	48%
\$ 10,001 to \$ 25,000	8	11%
\$ 25,001 to \$ 50,000	8	11%
\$ 50,001 to \$100,000	8	11%
\$100,001 to \$500,000	11	15%
\$500,001 to \$1,000,000	2	3%
More Than \$1,000,000	1	1%
Total	72	100%

## COUNTY JAILS

According to law, county jails operate under the jurisdiction of the county sheriff, who as jailer for the county has the authority to appoint jailers. Operating funds are supplied by the governing body of the county, usually the board of county commissioners. County jails should not be confused with the state's 37 county correctional institutions which serve as work camps for offenders convicted of misdemeanor and felony violations of local and state statutes.

Legal authority for the county jails is designated primarily within titles 77-1 and 91-7 of the Georgia Code Annotated.

Most offenders incarcerated in county jails fall into one of 3 general categories: (1) pretrial—offenders charged with misdemeanor and felony violations who are awaiting trial and are unable to obtain release by bond; (2) posttrial—offenders who have been sentenced by the trial court and are awaiting appeal or transfer to a longer-term facility generally operated by the state or federal government; or (3) sentenced—mostly misdemeanants serving 12 months or less for conviction of violation of a local ordinance. As a rule, periods of incarceration for individuals in county jails, although rarely exceeding 12 months, are considerably longer than periods of incarceration in municipal jails.

Approximately 857 full-time personnel are assigned to the 148 county jails in Georgia. In 69 percent of the jails, jail duty is considered a permanent assignment for personnel; in the remaining jails personnel are assigned on a rotating basis. With an approximate collective capacity of 7,168, Georgia's county jails held a total of 332,380 offenders during 1978.

TABLE II-39

### AGE OF FACILITY COUNTY JAILS

SOURCE: STATEWIDE JAIL SURVEY CONDUCTED BY APDC CRIMINAL JUSTICE PLANNERS, 1979, and SAMPLE SURVEY OF GEORGIA JAILS CONDUCTED BY STAFF OF JAIL STANDARDS STUDY, 1979

(145 of 148 Jails Reporting)

Year Constructed	Number of Jails	Percent of Jails
1884 to 1899	5	3%
1900 to 1909	10	7%
1910 to 1919	13	9%
1920 to 1929	8	5%
1930 to 1939	26	18%
1940 to 1949	3	2%
1950 to 1959	14	10%
1960 to 1969	27	19%
1970 to 1979	39	27%
Total	145	100%

TABLE II-40

### MINIMUM ANNUAL SALARY ENTRY-LEVEL PERSONNEL COUNTY JAILS

SOURCE: STATEWIDE JAIL SURVEY CONDUCTED BY APDC CRIMINAL JUSTICE PLANNERS, 1979, and SAMPLE SURVEY OF GEORGIA JAILS CONDUCTED BY STAFF OF JAIL STANDARDS STUDY, 1979

(118 of 148 Jails Reporting)

Minimum Annual Salary Range	Number of Jails	Percent of Jails
\$6,500 or Less	32	27%
\$6,501 to \$7,500	38	32%
\$7,501 to \$8,500	22	19%
\$8,501 to \$9,500	15	13%
More Than \$9,500	11	9%
Total	118	100%

TABLE II-41  
TRAINING REQUIREMENTS FOR JAIL PERSONNEL  
COUNTY JAILS

SOURCE: STATEWIDE JAIL SURVEY CONDUCTED BY APDC CRIMINAL JUSTICE  
PLANNERS, 1979, and SAMPLE SURVEY OF GEORGIA JAILS  
CONDUCTED BY STAFF OF JAIL STANDARDS STUDY, 1979  
(135 of 148 Jails Reporting)

Training Requirements	Number of Jails	Percent of Jails
No Specialized Training	55	41%
POST Mandate Training	53	39%
Specialized Training Other Than POST Mandate Training	27	20%
Total	135	100%

TABLE II-42  
MALE INMATE CAPACITY  
COUNTY JAILS

SOURCE: STATEWIDE JAIL SURVEY CONDUCTED BY APDC CRIMINAL JUSTICE  
PLANNERS, 1979, and SAMPLE SURVEY OF GEORGIA JAILS  
CONDUCTED BY STAFF OF JAIL STANDARDS STUDY, 1979  
(144 of 148 Jails Reporting)

Male Inmate Capacity	Number of Jails	Percent of Jails
25 or Less	68	47%
26 to 50	52	36%
51 to 75	11	8%
76 to 100	4	3%
More Than 100	9	6%
Total	144	100%

TABLE II-43  
FEMALE INMATE CAPACITY  
COUNTY JAILS

SOURCE: STATEWIDE JAIL SURVEY CONDUCTED BY APDC CRIMINAL JUSTICE  
PLANNERS, 1979, and SAMPLE SURVEY OF GEORGIA JAILS  
CONDUCTED BY STAFF OF JAIL STANDARDS STUDY, 1979  
(129 of 148 Jails Reporting)

Female Inmate Capacity	Number of Jails	Percent of Jails
25 or Less	125	97%
26 to 50	3	2%
51 to 75	0	0%
76 to 100	0	0%
More Than 100	1	1%
Total	129	100%

TABLE II-44  
1978 TOTAL MALE INMATE POPULATION/ADMISSIONS  
COUNTY JAILS

SOURCE: STATEWIDE JAIL SURVEY CONDUCTED BY APDC CRIMINAL JUSTICE  
PLANNERS, 1979, and SAMPLE SURVEY OF GEORGIA JAILS  
CONDUCTED BY STAFF OF JAIL STANDARDS STUDY, 1979  
(129 of 148 Jails Reporting)

Total Male Inmate Population	Number of Jails	Percent of Jails
500 or Less	61	47%
501 to 1,000	22	17%
1,001 to 2,500	22	17%
2,501 to 5,000	8	6%
5,001 to 10,000	10	8%
More Than 10,000	6	5%
Total	129	100%

TABLE II-45

1978 TOTAL FEMALE INMATE POPULATION/ADMISSIONS  
COUNTY JAILS

SOURCE: STATEWIDE JAIL SURVEY CONDUCTED BY APDC CRIMINAL JUSTICE  
PLANNERS, 1979, and SAMPLE SURVEY OF GEORGIA JAILS  
CONDUCTED BY STAFF OF JAIL STANDARDS STUDY, 1979

(120 of 148 Jails Reporting)

Total Female Inmate Population	Number of Jails	Percent of Jails
500 or Less	114	95%
501 to 1,000	2	2%
1,001 to 2,500	3	2%
2,501 to 5,000	0	0%
5,001 to 10,000	1	1%
More Than 10,000	0	0%
Total	120	100%

TABLE II-46

SINGLE OCCUPANCY CELLS  
COUNTY JAILS

SOURCE: STATEWIDE JAIL SURVEY CONDUCTED BY APDC CRIMINAL JUSTICE  
PLANNERS, 1979, and SAMPLE SURVEY OF GEORGIA JAILS  
CONDUCTED BY STAFF OF JAIL STANDARDS STUDY, 1979

(120 of 148 Jails Reporting)

Number of Cells	Number of Jails	Percent of Jails
One or Less	54	45%
2 to 5	36	30%
6 to 10	18	15%
11 to 25	7	6%
26 to 100	3	2%
More Than 100	2	2%
Total	120	100%

TABLE II-47

MULTIPLE OCCUPANCY CELLS  
COUNTY JAILS

SOURCE: STATEWIDE JAIL SURVEY CONDUCTED BY APDC CRIMINAL JUSTICE  
PLANNERS, 1979, and SAMPLE SURVEY OF GEORGIA JAILS  
CONDUCTED BY STAFF OF JAIL STANDARDS STUDY, 1979

(144 of 148 Jails Reporting)

Number of Cells	Number of Jails	Percent of Jails
One or Less	14	10%
2 to 5	59	41%
6 to 10	50	35%
11 to 25	13	9%
26 to 100	6	4%
More Than 100	2	1%
Total	144	100%

TABLE II-48

1978 ANNUAL OPERATING BUDGETS  
COUNTY JAILS

SOURCE: STATEWIDE JAIL SURVEY CONDUCTED BY APDC CRIMINAL JUSTICE  
PLANNERS, 1979, and SAMPLE SURVEY OF GEORGIA JAILS  
CONDUCTED BY STAFF OF JAIL STANDARDS STUDY, 1979

(107 of 148 Jails Reporting)

1978 Annual Operating Budget Range	Number of Jails	Percent of Jails
\$ 10,000 or Less	17	16%
\$ 10,001 to \$ 25,000	24	22%
\$ 25,001 to \$ 50,000	25	23%
\$ 50,001 to \$ 100,000	19	18%
\$100,001 to \$ 500,000	18	17%
\$500,001 to \$1,000,000	2	2%
More Than \$1,000,000	2	2%
Total	107	100%

#### DEPARTMENTAL TRAINING ACADEMIES

Three departmental training academies within the state are certified by the Georgia Peace Officer Standards and Training (POST) Council. The primary duty of the academies is to provide basic and in-service training to officers employed by their parent police agencies. Advanced or specialized training may also be given, but on a less frequent basis.

The length and content of the basic training curriculum, which is set by the respective police agencies operating the academies, exceed the 6-week basic training curriculum mandated by the Georgia Peace Officer Standards and Training (POST) Council for all Georgia peace officers entering on duty after July 1, 1975. The Atlanta Bureau of Police Services requires the completion of a 12-week basic training curriculum. Completion of a 16-week basic training curriculum is required of new officers attending the Gwinnett County Police Department's academy; at the DeKalb County Police Department's academy the basic training curriculum is 17 weeks.

Two sources provide basic operating funds for the academies: (1) their respective local governing bodies; and (2) state appropriations to the POST Council, which are used to reimburse local governments both for tuition, meal, and lodging costs associated with the delivery of six weeks of basic training and any in-service training approved by the POST Council.

# CONTINUED

1 OF 5

TABLE II-49

FISCAL YEAR 1979 GENERAL PROFILE  
DEPARTMENTAL TRAINING ACADEMIES

SOURCE: STAFF OF GEORGIA PEACE OFFICER STANDARDS AND TRAINING COUNCIL, 1979

Academy Name/Location	Year Established	Service Area	Number of Basic Trainees <sup>1</sup> / Number of Basic Training Courses	Cost <sup>2</sup> Per Student Manhour of Basic Training	Number of In-Service Trainees/ Number of In-Service Courses	Number of Advanced And Specialized Trainees	Annual Operating Budget	Number of Full-Time Staff
Atlanta Police Academy Atlanta, Georgia	1947	Atlanta Bureau of Police Services	45/2	\$3.87	200/1	0	\$282,989	11
DeKalb County Police Academy Decatur, Georgia	1973	DeKalb County Police Dept.	36/2	\$3.00	1898/8	22	\$199,377	5
Gwinnett County Police Academy Lawrenceville, Georgia	1973	Gwinnett County Police Dept.	34/2	\$2.19	203/6	0	\$ 32,125	3

<sup>1</sup>Reflects Number of Trainees Completing Course.<sup>2</sup>Excludes Cost of Meals and Lodging.

## REGIONAL POLICE ACADEMIES

Eleven regional police academies are located throughout Georgia. Certified by the Georgia Peace Officer Standards and Training (POST) Council, the facilities are located in Tifton, Albany, Jonesboro, Brunswick, Marietta, Columbus, Augusta, Rome, Macon, Athens, and Savannah. Each academy serves a specified number of counties ranging from 7 to 24. A local advisory board composed of local elected officials and practitioners is attached to each academy to provide input to academy staff regarding training needs of the region and guidance on policies, procedures, and budgetary matters.

The primary duty of the academies is to provide basic and in-service training to all peace officers within their respective service areas. Advanced or specialized training may also be delivered but on an infrequent basis. The basic training course, mandated by the POST Council for all Georgia peace officers entering on duty after July 1, 1975, is limited to a six-week curriculum.

Two sources provide the necessary operating funds for the academies: (1) local governments within the service area of a given academy; and (2) state appropriations to the POST Council, to reimburse local governments both for tuition, meals, and lodging costs associated with the delivery of six weeks of basic training and for in-service training. As a general rule, academy budgets are comprised of approximately 90 percent state and 10 percent local funds.



TABLE II-50  
FISCAL YEAR 1979 GENERAL PROFILE  
REGIONAL POLICE ACADEMIES

SOURCE: STAFF OF GEORGIA PEACE OFFICER STANDARDS AND TRAINING COUNCIL, 1979

Academy Name/Location	Year Established	Service Area (No. of Counties)	Number of Basic Trainees <sup>3</sup> / Number of Basic Training Courses	Cost <sup>4</sup> Per Student Manhour of Basic Training	Number of In-Service Trainees/ Number of In-Service Courses	Cost <sup>4</sup> Per Student Manhour of In-Service Training	Number of Advanced and Specialized Trainees	Annual Operating Budget	Number of Full-Time Staff
Abraham Baldwin Agricultural College Regional Police Academy Tifton, Georgia	1970	20	90/4	\$2.95	1187/13	\$4.33	0	\$ 89,372	4
Albany Regional Police Academy Albany, Georgia	1973	17	79/4	\$3.17	1181/58	\$2.65	0	\$ 84,221	4
Clayton County Regional Police Academy Jonesboro, Georgia	1974	10 <sup>1</sup>	138/5	\$2.58	3142/9	\$1.53	0	\$110,758	4
Coastal Georgia Police Academy Brunswick, Georgia	1977	10	58/4	\$3.61	1084/20	\$1.57	0	\$ 76,468	4
North Central Georgia Law Enforcement Academy Marietta, Georgia	1974	7 <sup>2</sup>	103/5	\$4.61	670/13	\$2.71	0	\$179,509	5
Columbus College Regional Police Academy Columbus, Georgia	1970	12	106/4	\$2.11	916/41	\$3.76	0	\$ 70,952	4
Coastal Savannah River Area Law Enforcement Training Center Augusta, Georgia	1970	13	93/5	\$2.68	742/14	\$2.07	0	\$ 80,798	4
Floyd Junior College Regional Police Academy Rome, Georgia	1975	13	111/5	\$2.29	1447/11	\$2.97	12	\$ 86,043	4
Law Enforcement Training Center of Middle Georgia Macon, Georgia	1970	23	138/5	\$2.02	960/11	\$2.85	0	\$ 87,416	4
Northeast Georgia Police Academy Athens, Georgia	1971	24	102/5	\$2.48	1011/26	\$2.42	0	\$ 87,413	4
Savannah Regional Police Academy Savannah, Georgia	1973	9	86/4	\$2.85	793/25	\$4.55	0	\$ 97,475	4

<sup>1</sup>Also serves southern portion of Fulton County. <sup>2</sup>Also serves northern portion of Fulton County. <sup>3</sup>Reflects number of trainees completing course. <sup>4</sup>Excludes cost of meals and lodging.



**LAW ENFORCEMENT AT  
THE STATE GOVERNMENT LEVEL**

## DEPARTMENT OF PUBLIC SAFETY

The Department of Public Safety was statutorily created in 1937 by the Georgia General Assembly (Georgia Laws 1937, Act No. 220). By 1939, the department consisted of two major divisions: the Georgia State Patrol and the Bureau of Investigation. In 1974 the Georgia Bureau of Investigation became a separate agency under the Board of Public Safety.

The chief executive officer of the Department of Public Safety, the commissioner, is appointed and removed by the board with the governor's approval. General policy for the administration of the department is set by the board, which consists of three ex-officio members including the governor, the attorney general, and the commissioner of the Department of Offender Rehabilitation; three members appointed by the governor with the advice and consent of the Senate including a representative each from the Georgia Sheriffs' Association, the Georgia Association of Chiefs of Police, and the District Attorneys' Association of Georgia; and three members appointed by the board from the state at large. The department is headquartered at 959 East Confederate Ave., Atlanta.

The legal authority of the department is specifically designated in the following code sections: Georgia Code Annotated titles 40-3520, 40-35163 through 40-35165, 40-35173, 56-34b, 68 through 68D, 92A-1, 92A-2, 92A-4, and 92A-6.

The major functions of the department are performed by the Georgia State Patrol, its primary operational component. Currently, 733 troopers are assigned to 47 patrol posts which are separated into 10 troops throughout the state. Each post is staffed with at least 1 sergeant, 2 corporals, and sufficient numbers of troopers and radio operators to carry out assigned duties. Their major responsibility is to patrol the public roads and highways of the state and to enforce state traffic laws. Additionally, the patrol is authorized to prevent, detect, and investigate criminal acts performed on Georgia's public roads or on state-owned property, and to arrest the perpetrators of these acts. Arrest and enforcement powers are limited to those cases, with 4 exceptions: (1) the patrol may (and shall if so ordered by the governor) be directed to assist local law enforcement agencies by the commissioner of Public Safety if he is requested to do so by either the governor, a county sheriff, certain county police chiefs, the governing authority of any municipality, or any superior court judge; (2) the patrol may apprehend and arrest fugitives anywhere within the state, given the absence of local law enforcement officers; (3) the patrol shall, upon the request of any citizen or official of a county or municipality, enter that county or municipality for the purpose of making arrests and enforcing laws of the state requiring separation of the white and colored races in any manner or activity; and (4) the patrol shall, upon direction of the governor or request of the governing body of any municipality or county, exercise its power as provided by law to suppress rioting, labor strikes, or picketing.

The State Patrol maintains an Executive Security Section which provides protection for the governor, his family, visiting dignitaries, and other high ranking state officials in all three branches of government.

The Aviation Section of the patrol maintains fixed and rotor wing aircraft at four bases located throughout the state which provide aerial support for state and local law enforcement agencies.

Other duties of the Department of Public Safety include administration of the Motor Vehicle Inspection Law, the Motor Vehicle Safety Responsibility Law, no-fault automobile insurance laws, the licensing of entities engaged in the sale of certain firearms, and the inspection of motor carriers and terminals. In addition, the department is the issuing agency for licenses to operate vehicles on Georgia's roads.

The Department of Public Safety includes, for administrative purposes only, six activities of state government: the Georgia Office of Highway Safety, the Georgia Organized Crime Prevention Council, the Georgia Police Academy, the Georgia Peace Officer Standards and Training Council, the Georgia Firefighter Standards and Training Council, and the Georgia Fire Academy.

The total operating budget for fiscal year 1980 for the department, including its administrative attachments, was \$36,172,804. Sixty-five percent of this amount, or \$23,569,673, was appropriated for the State Patrol's operations.

TABLE II-51

### NUMBER OF FULL-TIME PERSONNEL DEPARTMENT OF PUBLIC SAFETY

SOURCE: DEPARTMENT OF PUBLIC SAFETY, 1979

Type of Personnel	Number
Sworn Personnel	733
Civilian Personnel	618
Total	1,351

TABLE II-52

### SEX/RACE CHARACTERISTICS FULL-TIME SWORN PERSONNEL DEPARTMENT OF PUBLIC SAFETY

SOURCE: DEPARTMENT OF PUBLIC SAFETY, 1979

Sex	Race	Percent of Total
Male	White	94%
Male	Black	5%
Male	Other	0%
Female	White	1%
Female	Black	0%
Female	Other	0%

TABLE II-53

AGE CHARACTERISTICS  
FULL-TIME SWORN PERSONNEL  
DEPARTMENT OF PUBLIC SAFETY

SOURCE: DEPARTMENT OF PUBLIC SAFETY, 1979

Age Range	Percent of Total
20 to 29 Years Old	20%
30 to 39 Years Old	49%
40 to 49 Years Old	24%
50 to 59 Years Old	7%

TABLE II-54

LENGTH OF SERVICE  
FULL-TIME SWORN PERSONNEL  
DEPARTMENT OF PUBLIC SAFETY

SOURCE: DEPARTMENT OF PUBLIC SAFETY, 1979

Seniority	Percent of Total
Less Than 2 Years' Service	4%
2 to 5 Years' Service	34%
6 to 10 Years' Service	33%
11 to 20 Years' Service	23%
More Than 20 Years' Service	6%

TABLE II-55

MINIMUM ANNUAL SALARY LEVEL FOR DEPARTMENT  
OF PUBLIC SAFETY ENTRY-LEVEL SWORN PERSONNEL = \$11,544

TABLE II-56

1978 INVESTIGATIONS, ARRESTS, AND CONVICTIONS  
DEPARTMENT OF PUBLIC SAFETY

SOURCE: DEPARTMENT OF PUBLIC SAFETY, 1979

Activity	Number of Felonies	Number of Misdemeanors
Investigations	0	Unknown
Arrests	0	338,715
Convictions	0	Unknown

TABLE II-57

1978 MISCELLANEOUS WORKLOAD INDICATORS  
DEPARTMENT OF PUBLIC SAFETY

SOURCE: DEPARTMENT OF PUBLIC SAFETY, 1979

Activity	Number
Incidents Investigated	22,311
Warnings Issued	253,391
Aid to Motorists	10,726
Drivers' Licenses Issued	1,044,755
Court Hours	8,225
Patrol Miles	17,227,222
Relays of Blood or Medicine	2,323

# GEORGIA BUREAU OF INVESTIGATION

The Georgia Bureau of Investigation (GBI) was created as a division within the Department of Public Safety in 1937 and became operational in 1938. The GBI became a separate agency in 1974.

General policy for the administration of the bureau is set by the Board of Public Safety. The chief executive officer of the bureau is the director, who is appointed and removed by the Board of Public Safety with the governor's approval. The board consists of three ex-officio members, including the governor, the attorney general, and the commissioner of the Department of Offender Rehabilitation; three members appointed by the governor with the advice and consent of the Senate; a representative each of the Georgia Sheriffs' Association, the Georgia Association of Chiefs of Police, and the District Attorneys' Association of Georgia; and three members appointed by the board itself from the state at large.

The GBI is comprised of three major divisions: the Investigative Division, the Division of Forensic Sciences (formerly the State Crime Laboratory), and the Georgia Crime Information Center. The Investigative Division is headquartered at 1001 International Blvd., Atlanta. The Division of Forensic Sciences and the Georgia Crime Information Center are headquartered at 959 East Confederate Ave., Atlanta. Additionally, the Investigative Division maintains thirteen regional offices located in Calhoun, Thomaston, Americus, Douglas, Statesboro, Milledgeville, Thomson, Gainesville, Thomasville, Athens, Dublin, Perry, and Atlanta. The Division of Forensic Sciences operates four branch laboratories, located in Savannah, Columbus, Moultrie and Augusta.

Legal authority for the bureau is specifically designated within titles 21-2, 40-35212 through 40-35220, 92A-3, and 92A-30 of the Georgia Code Annotated.

The GBI serves as the state's primary criminal investigation agency through the operation, under its Investigative Division, of regional offices, an intelligence squad, a special investigation section, and a controlled substances section. The division's functions are (1) to provide investigative and identification services upon request to all local and federal law enforcement agencies in Georgia; (2) to assist citizens and local law enforcement agencies in developing crime prevention methods to reduce property crimes; (3) to provide criminal intelligence information to all law enforcement agencies; (4) to direct, coordinate, and conduct specialized criminal investigations on a statewide basis; (5) to provide specialized investigation and identification services for the enforcement of state laws on controlled substances; and (6) to provide preemployment and investigative polygraph examination services to the GBI and other state and local agencies.

According to law, GBI agents are vested with the same authority and power as state troopers. Over the years, this authority has been modified and expanded by statutory law, case law, and executive order. In practice, the extent to which the GBI now exercises original jurisdiction is outlined in the following circumstances: (1) full law enforcement powers on state property, including those of arrest and the authority to serve and execute warrants regarding all criminal offenses; (2) generally full law enforcement powers

anywhere in the state when serving at the request of the governing authorities of any municipality, the sheriff of any county, certain county police chiefs, any superior court judge, any district attorney, or the governor, or when ordered by the governor to render assistance in any criminal case; (3) full law enforcement powers in cases of drug-related offenses as defined in the Georgia Controlled Substances Act; (4) concurrent jurisdiction with the Department of Revenue in cases involving violations of beverage alcohol and tobacco laws; and (5) exclusive jurisdiction over the licensing and regulating of bingo games in Georgia. Although rarely exercising its powers over traffic and criminal offenses committed on Georgia highways, or in riots and strikes, the GBI retains powers identical to those of the State Patrol in such cases.

At the request of law enforcement agencies, the GBI's Division of Forensic Sciences and its four branches conduct tests on submitted evidence, report test results, and testify in court regarding the results.

The Georgia Crime Information Center (GCIC) of the GBI collects, maintains, and disseminates complete criminal history record information. In cooperation with all law enforcement agencies, the Uniform Crime Reporting Program, and the National Crime Information Center of the Federal Bureau of Investigation, GCIC also maintains information systems for criminal identification, tracking statistics, and records.

The GBI's total budget for fiscal year 1980 was \$12,088,543. Forty-five percent, or \$5,472,010 of this amount, was appropriated for operation of the Investigative Division.

*NOTE:* Data reported below apply primarily to the Investigative Division of GBI. Other data and more detailed narrative descriptions of the Division of Forensic Sciences and GCIC are provided elsewhere in this book.

TABLE II-58  
NUMBER OF FULL-TIME PERSONNEL  
GEORGIA BUREAU OF INVESTIGATION  
SOURCE: GBI, 1979

Type of Personnel	Number
Sworn Personnel	188
Civilian Personnel	217
Total	405

TABLE II-59  
SEX/RACE CHARACTERISTICS  
FULL-TIME SWORN PERSONNEL  
GEORGIA BUREAU OF INVESTIGATION  
SOURCE: GBI, 1979

Sex	Race	Percent of Total
Male	White	85%
Male	Black	6%
Male	Other	0%
Female	White	8%
Female	Black	1%
Female	Other	0%

TABLE II-60  
AGE CHARACTERISTICS  
FULL-TIME SWORN PERSONNEL  
GEORGIA BUREAU OF INVESTIGATION  
SOURCE: GBI, 1979

Age Range	Percent of Total
18 to 19 Years Old	1%
20 to 29 Years Old	37%
30 to 39 Years Old	42%
40 to 49 Years Old	16%
50 to 59 Years Old	4%

TABLE II-61  
EDUCATION LEVEL  
FULL-TIME SWORN PERSONNEL  
GEORGIA BUREAU OF INVESTIGATION  
SOURCE: GBI, 1979

Education Level Attained	Percent of Total
Less Than High School	0%
High School or G.E.D.	29%
Some College	34%
4-Year College Degree	36%
Graduate Study	1%

TABLE II-62  
LENGTH OF SERVICE  
FULL-TIME SWORN PERSONNEL  
GEORGIA BUREAU OF INVESTIGATION  
SOURCE: GBI, 1979

Seniority	Percent of Total
Less Than 2 Years' Service	22%
2 to 5 Years' Service	27%
6 to 10 Years' Service	21%
11 to 20 Years' Service	24%
More Than 20 Years' Service	6%

TABLE II-63  
MINIMUM ANNUAL SALARY LEVEL  
GEORGIA BUREAU OF INVESTIGATION  
ENTRY-LEVEL SWORN PERSONNEL = \$10,692

TABLE II-64  
1978 INVESTIGATIONS, ARRESTS AND CONVICTIONS  
GEORGIA BUREAU OF INVESTIGATION

SOURCE: GBI, 1979

Activity	Number of Felonies	Number of Misdemeanors
Investigations	4,101	0
Arrests	3,000	0
Convictions	Unknown	0

TABLE II-65  
1978 MISCELLANEOUS WORKLOAD INDICATORS  
GEORGIA BUREAU OF INVESTIGATION

SOURCE: GBI, 1979

Activity	Number/Amount
Polygraph Examinations	1761
Assistance Rendered Cases	3,587
Stolen Property Recovered	\$ 3,980,000 <sup>1</sup>
Contraband Seized	\$84,000,000 <sup>1</sup>

<sup>1</sup>These figures represent estimated value of recoveries and seizures.

## GAME AND FISH DIVISION DEPARTMENT OF NATURAL RESOURCES

The Department of Game and Fish (1911), the State Board of Game and Fish (1924), the Division of Wild Life (1937), and the State Game and Fish Commission (1943) preceded the current Game and Fish Division within the Department of Natural Resources (DNR). The 1973 Georgia General Assembly transferred the functions of the State Game and Fish Commission to the newly created Board of Natural Resources. At the same time, the legislature established a uniformed division of conservation rangers (formerly called wildlife rangers) who now function under the Game and Fish Division of DNR.

Besides setting general policy for DNR, the Board of Natural Resources has the responsibility for regulating those game and fish activities in the state which are not governed by statute. Additionally, the board adopts rules and regulations for DNR's conservation rangers. The board consists of fifteen members appointed by the governor and confirmed by the Senate. Four members are appointed from the state-at-large, one member is appointed from each of the ten congressional districts, and one member is appointed from one of the six coastal counties.

Legal authority for the Game and Fish Division is specifically designated in Georgia Code Annotated titles 17-6, 43-17, and 45. The division is headquartered at 270 Washington St., Atlanta.

The Game and Fish Division's duties include conservation, protection, management, and improvement of the state's wildlife resources. Its law enforcement responsibilities, which account for a relatively small portion of duties, are to enforce state laws and regulations related to game and fish, boating, and water safety. These responsibilities are fulfilled and supported by license checks, boat checks, public information and education, search and rescue, and response to complaints. The 202 full-time sworn conservation rangers employed within the division have the power to enforce all state laws on property that is owned or controlled by DNR; they may also execute arrest warrants and arrest without warrant any person found violating the wildlife, boating, hunting, or fishing laws of Georgia.

The total operating budget for DNR's Game and Fish Division during fiscal year 1980 was \$11,773,667.

TABLE II-66  
SEX/RACE CHARACTERISTICS  
FULL-TIME SWORN PERSONNEL  
GAME AND FISH DIVISION, DNR

SOURCE: GAME AND FISH DIVISION, DNR, 1979

Sex	Race	Percent of Total
Male	White	96%
Male	Black	2%
Male	Other	1%
Female	White	1%
Female	Black	0%
Female	Other	0%

TABLE II-67  
AGE CHARACTERISTICS  
FULL-TIME SWORN PERSONNEL  
GAME AND FISH DIVISION, DNR

SOURCE: GAME AND FISH DIVISION, DNR, 1979

Age Range	Percent of Total
20 to 29 Years' Old	17%
30 to 39 Years' Old	49%
40 to 49 Years' Old	25%
50 to 59 Years' Old	9%

TABLE II-68  
EDUCATION LEVEL  
FULL-TIME SWORN PERSONNEL  
GAME AND FISH DIVISION, DNR

SOURCE: GAME AND FISH DIVISION, DNR, 1979

Education Level Attained	Percent of Total
High School or G.E.D.	46%
Some College	28%
2-Year College Degree	16%
4-Year College Degree	8%
Graduate Study	2%

TABLE II-69  
LENGTH OF SERVICE  
FULL-TIME SWORN PERSONNEL  
GAME AND FISH DIVISION, DNR

SOURCE: GAME AND FISH DIVISION, DNR, 1979

Seniority	Percent of Total
Less Than 2 Years' Service	9%
2 to 5 Years' Service	26%
6 to 10 Years' Service	28%
11 to 20 Years' Service	33%
More Than 20 Years' Service	4%

TABLE II-70  
MINIMUM ANNUAL SALARY LEVEL  
GAME AND FISH DIVISION, DNR  
ENTRY-LEVEL SWORN PERSONNEL = \$10,656



TABLE II-71  
FISCAL YEAR 1979 INVESTIGATIONS, ARRESTS AND CONVICTIONS  
GAME AND FISH DIVISION, DNR

SOURCE: GAME AND FISH DIVISION, DNR, 1979

Activity	Number of Felonies	Number of Misdemeanors
Investigations	0	Not Applicable
Arrests	0	13,271
Convictions	0	10,617 (Estimated)

# ALCOHOL, TOBACCO TAX AND LEGAL SERVICES DIVISION DEPARTMENT OF REVENUE

The Department of Revenue was statutorily created in 1938. The state revenue commissioner, who is appointed by and serves at the pleasure of the governor, has statutory authority to require the performance of all duties assigned to the department. These duties include law enforcement, which is carried out by the Alcohol, Tobacco Tax and Legal Services Division. The division is headquartered at 270 Washington St., Atlanta.

Legal authority for the Alcohol, Tobacco Tax and Legal Services Division is designated within Georgia Code Annotated titles 58, 68, and 92.

The division has responsibility, concurrent with the Georgia Bureau of Investigation, for the statewide enforcement of all laws related to the manufacture, sale, transportation and possession of beverage alcohol and tobacco. Additionally, it assists in the proper collection of revenues related to motor vehicle registration, motor fuel, and motor carriers. More specifically, the division (1) investigates applicants for licenses to deal in distilled spirits; (2) issues licenses to beer, wine, and tobacco product dealers and audits tax returns filed by licensees; (3) investigates, along with the GBI, potential violators of beverage alcohol, tobacco, motor vehicle registration, motor carrier, and motor fuel tax laws; and (4) confiscates alcohol and tobacco products which are sold or produced illegally and arrests offenders.

The total fiscal year 1980 operating budget for the revenue department's Alcohol, Tobacco Tax and Legal Services Division was \$2,027,788. The division currently employs 49 full-time sworn personnel.

TABLE II-72  
SEX/RACE CHARACTERISTICS  
FULL-TIME SWORN PERSONNEL  
ALCOHOL, TOBACCO TAX AND LEGAL SERVICES DIVISION  
DEPARTMENT OF REVENUE

SOURCE: ALCOHOL, TOBACCO TAX AND LEGAL SERVICES  
DIVISION, DEPARTMENT OF REVENUE, 1979

Sex	Race	Percent of Total
Male	White	94%
Male	Black	6%
Male	Other	0%
Female	White	0%
Female	Black	0%
Female	Other	0%



TABLE II-73

AGE CHARACTERISTICS  
FULL-TIME SWORN PERSONNEL  
ALCOHOL, TOBACCO TAX AND LEGAL SERVICES DIVISION  
DEPARTMENT OF REVENUE

SOURCE: ALCOHOL, TOBACCO TAX AND LEGAL SERVICES  
DIVISION, DEPARTMENT OF REVENUE, 1979

Age Range	Percent of Total
20 to 29 Years Old	4%
30 to 39 Years Old	25%
40 to 49 Years Old	49%
50 to 59 Years Old	20%
60 or More Years Old	2%

TABLE II-74

EDUCATION LEVEL  
FULL-TIME SWORN PERSONNEL  
ALCOHOL, TOBACCO TAX AND LEGAL SERVICES DIVISION  
DEPARTMENT OF REVENUE

SOURCE: ALCOHOL, TOBACCO TAX AND LEGAL SERVICES  
DIVISION, DEPARTMENT OF REVENUE, 1979

Education Level Attained	Percent of Total
Less Than High School	4%
High School or G.E.D.	39%
Some College	53%
4-Year College Degree	4%

TABLE II-75

LENGTH OF SERVICE  
FULL-TIME SWORN PERSONNEL  
ALCOHOL, TOBACCO TAX AND LEGAL SERVICES DIVISION  
DEPARTMENT OF REVENUE

SOURCE: ALCOHOL, TOBACCO TAX AND LEGAL SERVICES  
DIVISION, DEPARTMENT OF REVENUE, 1979

Seniority	Percent of Total
Less Than 2 Years' Service	2%
2 to 5 Years' Service	14%
6 to 10 Years' Service	8%
11 to 20 Years' Service	57%
More Than 20 Years' Service	19%

TABLE II-76

MINIMUM ANNUAL SALARY LEVEL

ALCOHOL, TOBACCO TAX AND LEGAL SERVICES  
DIVISION, DEPARTMENT OF REVENUE

ENTRY-LEVEL SWORN PERSONNEL = \$10,656

TABLE II-77

1978 INVESTIGATIONS, ARRESTS AND CONVICTIONS  
ALCOHOL, TOBACCO TAX AND LEGAL SERVICES DIVISION  
DEPARTMENT OF REVENUE

SOURCE: ALCOHOL, TOBACCO TAX AND LEGAL SERVICES  
DIVISION, DEPARTMENT OF REVENUE, 1979

Activity	Number of Felonies	Number of Misdemeanors <sup>1</sup>
Investigations	600 (Estimated)	2,500 (Estimated)
Arrests	115 (Estimated)	1,478
Convictions	Unknown	1,710

<sup>1</sup>Convictions exceed arrests due to carryover of cases from prior years.

TABLE II-78

1978 MISCELLANEOUS WORKLOAD INDICATORS  
ALCOHOL, TOBACCO TAX AND LEGAL SERVICES DIVISION  
DEPARTMENT OF REVENUE

SOURCE: ALCOHOL, TOBACCO TAX AND LEGAL SERVICES  
DIVISION, DEPARTMENT OF REVENUE, 1979

Activity	Number
Background Investigations For Liquor License Applicants	950
Background Investigations For Bingo License Applicants	195*
Motor Fuel Tax Violation Investigations	139
Motor Vehicle Registration Investigations	108
Citations/ Administrative Hearings Re: Beverage Alcohol Licenses	595

\*This activity is now handled exclusively by the Georgia Bureau of Investigation.

INVESTIGATION DIVISION—STATE EXAMINING BOARDS  
SECRETARY OF STATE

Title 84-101 of the Georgia Code Annotated authorizes and directs the secretary of state to appoint a joint-secretary responsible for the examining and licensing of a variety of professional and occupational trades in the state. The Investigation Division of the State Examining Boards operates under the direction of the joint-secretary within the Office of the Secretary of State and conducts investigations for the boards and the joint-secretary. The division is headquartered at 15 Peachtree St., Atlanta.

The legal authority of the division is specifically designated in Georgia Code Annotated Title 84-105.

The division is responsible for investigating suspected crimes committed by persons licensed to do business in Georgia under the authority of laws creating or related to the several examining boards. General duties involve collecting evidence and assisting in the prosecution of violators, both administratively through the Administrative Procedures Act, and criminally through state and federal courts. Prosecutions address misdemeanor and felony provisions of the licensing laws as well as other criminal offenses uncovered as a result of investigation. Additional responsibilities charged to the division include internal security for the Department of Archives and History, verification and enforcement of provisions of the State Election Code, audit of perpetual care cemeteries, investigation of charitable nonprofit organizations, and inspection of properties registered under the Lands Sales Act.

The division employs 20 full-time sworn personnel who have all the powers of state peace officers when enforcing Title 84-1 of the Georgia Code or any of the laws creating or related to the several examining boards served by the joint-secretary.

The division is budgeted as a portion of the occupational certification activity of the Office of Secretary of State. The budget accounts for only a small portion of the total budget of the occupational certification activity, for which the total operating budget during fiscal year 1980 was \$3,415,264.

TABLE II-79

SEX/RACE CHARACTERISTICS  
FULL-TIME SWORN PERSONNEL  
INVESTIGATION DIVISION/STATE EXAMINING BOARDS

SOURCE: INVESTIGATION DIVISION/STATE EXAMINING BOARDS  
OFFICE OF THE SECRETARY OF STATE, 1979

Sex	Race	Percent of Total
Male	White	80%
Male	Black	10%
Male	Other	0%
Female	White	10%
Female	Black	0%
Female	Other	0%

TABLE II-80

AGE CHARACTERISTICS  
FULL-TIME SWORN PERSONNEL  
INVESTIGATION DIVISION/STATE EXAMINING BOARDS

SOURCE: INVESTIGATION DIVISION/STATE EXAMINING BOARDS  
OFFICE OF THE SECRETARY OF STATE, 1979

Age Range	Percent of Total
20 to 29 Years Old	20%
30 to 39 Years Old	25%
40 to 49 Years Old	30%
50 to 59 Years Old	20%
60 or More Years Old	5%

TABLE II-81

EDUCATION LEVEL  
FULL-TIME SWORN PERSONNEL  
INVESTIGATION DIVISION/STATE EXAMINING BOARDS

SOURCE: INVESTIGATION DIVISION/STATE EXAMINING BOARDS  
OFFICE OF THE SECRETARY OF STATE, 1979

Education Level Attained	Percent of Total
High School or G.E.D.	10%
Some College	45%
4-Year College Degree	20%
Graduate Study	25%

TABLE II-82

LENGTH OF SERVICE  
FULL-TIME SWORN PERSONNEL  
INVESTIGATION DIVISION/STATE EXAMINING BOARDS

SOURCE: INVESTIGATION DIVISION/STATE EXAMINING BOARDS  
OFFICE OF THE SECRETARY OF STATE, 1979

Seniority	Percent of Total
Less Than 2 Years' Service	30%
2 to 5 Years' Service	40%
6 to 10 Years' Service	30%

TABLE II-83

MINIMUM ANNUAL SALARY LEVEL  
INVESTIGATIONS DIVISION/STATE EXAMINING BOARDS

OFFICE OF THE SECRETARY OF STATE

ENTRY-LEVEL SWORN PERSONNEL

= \$11,100

TABLE II-84

1978 INVESTIGATIONS, ARRESTS AND CONVICTIONS  
INVESTIGATION DIVISION/STATE EXAMINING BOARDSSOURCE: INVESTIGATION DIVISION/STATE EXAMINING BOARDS  
OFFICE OF THE SECRETARY OF STATE, 1979

Activity	Number of Felonies	Number of Misdemeanors
Investigations	82	12
Arrests	23	25
Convictions	20	19

TABLE II-85

1978 MISCELLANEOUS WORKLOAD INDICATORS  
INVESTIGATION DIVISION/STATE EXAMINING BOARDSSOURCE: INVESTIGATION DIVISION/STATE EXAMINING BOARDS  
OFFICE OF THE SECRETARY OF STATE, 1979

Activity	Number
Administrative Hearings	91
Perpetual Care Cemetery Audits	163
Security for State Department of Archives and History	300 Man Days

SECURITIES INVESTIGATION AND ENFORCEMENT UNIT  
SECRETARY OF STATE

Georgia's first law to regulate securities was enacted in 1913. The current law, the Georgia Securities Act of 1973, designates the secretary of state as ex-officio commissioner of securities. The commissioner is responsible for administering the provisions of the 1973 act, with authority extending to the promulgation of rules and regulations for enforcement of the 1973 act and to the appointment of investigative personnel.

Subsequent to enactment of the 1973 act, a unit was formed under the Securities Division of the Office of the Secretary of State to provide for investigations and enforcement. This unit is headquartered at 166 Pryor St., Atlanta.

Legal authority for the Investigation and Enforcement Unit is designated within the Georgia Securities Act of 1973, Georgia Code Annotated, Title 97.

The primary purpose of the securities act is to protect the investing public. This is accomplished in the following ways:

1. by requiring registration of securities before such securities can be offered for sale to the public;
2. by licensing and regulating dealers and salesmen in securities;
3. by investigations of alleged violations of the securities act;
4. by providing civil remedies to purchasers of securities sold in violation of the act; and
5. by providing disciplinary penalties, preventative measures and, in some cases, criminal prosecution for the participants in the unlawful sale of securities.

The unit acts primarily on complaints made by investors. The 1973 act gives the commissioner authority, however, to initiate investigations, upon complaint or his own notion, related to investment frauds, registration violations, and the regulatory process for salesmen, dealers, and issuers. Securities violations are commonly referred to as white collar crimes and often involve complex financial investigations. The unit is a member of the Georgia State Intelligence Network and attempts to provide law enforcement intelligence on white collar crime activities to criminal justice agencies at the local, state, and federal levels of government.

The unit employs six full-time sworn personnel who have the right and power, in any case involving violations or potential violations of the securities act, to serve subpoenas and to swear out and execute search warrants and arrest warrants.

The Investigation and Enforcement Unit is budgeted as a portion of the Securities Division of the Office of the Secretary of State. The total fiscal year 1980 operating budget for the entire division was \$384,131. The minimum annual salary for entry-level sworn personnel is \$11,100.

TABLE II-86

1978 INVESTIGATIONS, ARRESTS AND CONVICTIONS  
SECURITIES INVESTIGATION AND ENFORCEMENT UNITSOURCE: OFFICE OF THE SECRETARY OF STATE  
SECURITIES INVESTIGATION AND  
ENFORCEMENT UNIT, 1979

Activity	Number of Felonies	Number of Misdemeanors
Investigations	299	300
Arrests	12	0
Convictions	6	0

TABLE II-87

1978 MISCELLANEOUS WORKLOAD INDICATORS  
SECURITIES INVESTIGATION AND ENFORCEMENT UNITSOURCE: OFFICE OF THE SECRETARY OF STATE  
SECURITIES INVESTIGATION AND  
ENFORCEMENT UNIT, 1979

Activity	Number/Amount
Investigations Pending 1/1/78	284
Investigations Opened/Closed	760/640
Investigations Pending 12/31/78	259
Rescissions Offers to Victims	\$666,669

STATE FIRE MARSHAL  
COMPTROLLER GENERAL

The Office of the State Fire Marshal was created in 1949 with the enactment of the Georgia Safety Fire Law which placed that office under the direction of the comptroller general. The comptroller general, as ex-officio safety fire commissioner, has the responsibility for enforcement of the act, as well as the authority to appoint a state fire marshal; who is qualified by related training and experience and who serves at the commissioner's pleasure. The fire marshal's office is located at 7 Martin Luther King, Jr., Dr., Atlanta.

Legal authority for the safety fire commissioner and the state fire marshal is specifically designated in the Georgia Code Annotated, Title 92A-7.

By virtue of the Georgia Safety Fire Law, the safety fire commissioner may promulgate rules and regulations governing fire hazards in places of public assembly. The act also provides for (1) the inspection of such buildings and facilities and (2) the authority to correct any deficiencies in order to comply with required safety standards for the prevention of fires and explosions. Additional legislation was later enacted which placed the responsibilities of inspection and regulation of the following entities under this office: liquid petroleum gas and explosives, mobile homes, jails, racetracks, and hospitals and nursing homes.

Acting for the safety fire commissioner, the state fire marshal and his sworn personnel are empowered to investigate the causes of fires. The fire marshal's office has the power to arrest any person(s) violating or charged with violating any state statute relating to arson, provided that the arrested person(s) shall be immediately delivered to the sheriff of the county in which the offense was committed. In practice, however, the fire marshal acquires jurisdiction in arson and arson-related cases when assistance is requested from a local law enforcement agency.

The fire marshal's office currently employs 18 full-time sworn personnel. The office receives appropriations from the state as part of the Office of the Comptroller General's Fire Safety and Mobile Home Regulation budget activity. The total budget for this activity in fiscal year 1980 was \$1,944,131.

TABLE II-88

SEX/RACE CHARACTERISTICS  
FULL-TIME SWORN PERSONNEL  
STATE FIRE MARSHAL'S OFFICE

SOURCE: STATE FIRE MARSHAL'S OFFICE, 1979

The State Fire Marshal's 18 full-time sworn personnel are all white males.

TABLE II-89

AGE CHARACTERISTICS  
FULL-TIME SWORN PERSONNEL  
STATE FIRE MARSHAL'S OFFICE

SOURCE: STATE FIRE MARSHAL'S OFFICE, 1979

Age Range	Percent of Total
30 to 39 Years Old	22%
40 to 49 Years Old	39%
50 to 59 Years Old	39%

TABLE II-90

EDUCATION LEVEL  
FULL-TIME SWORN PERSONNEL  
STATE FIRE MARSHAL'S OFFICE

SOURCE: STATE FIRE MARSHAL'S OFFICE, 1979

Education Level Attained	Percent of Total
High School or G.E.D.	61%
Some College	22%
4-Year College Degree	17%

TABLE II-91

LENGTH OF SERVICE  
FULL-TIME SWORN PERSONNEL  
STATE FIRE MARSHAL'S OFFICE

SOURCE: STATE FIRE MARSHAL'S OFFICE, 1979

Seniority	Percent of Total
2 to 5 Years' Service	5%
6 to 10 Years' Service	28%
11 to 20 Years' Service	67%

TABLE II-92

MINIMUM ANNUAL SALARY LEVEL  
STATE FIRE MARSHAL'S OFFICE  
ENTRY LEVEL SWORN PERSONNEL

= \$8,838

TABLE II-93

1978 INVESTIGATIONS, ARRESTS AND CONVICTIONS  
STATE FIRE MARSHAL'S OFFICE

SOURCE: STATE FIRE MARSHAL'S OFFICE, 1979

Activity	Number of Felonies	Number of Misdemeanors
Investigations	936	0
Arrests	117	0
Convictions	58	0

**GEORGIA DRUGS AND NARCOTICS AGENCY  
GEORGIA STATE BOARD OF PHARMACY**

Since 1908, when the legislature created an Office of Chief Drug Inspector, the state has maintained a separate drug inspection function related to the professional and technical aspects of drug preparation, dispensing, and use. In 1939, the chief drug inspector was transferred from the Department of Agriculture to the State Board of Pharmacy. The board itself was given separate status in 1967 by its removal from the supervision of the joint-secretary for the various examining boards of the state; in 1972, the board was attached to the Office of the Secretary of State for administrative purposes. At the same time, responsibility for the investigation of alleged drug violations by entities *not* licensed by the board was transferred first to the Department of Public Safety and, ultimately, to the GBI. Today, the Office of Chief Drug Inspector is known as the Georgia Drugs and Narcotics Agency and continues to function as the State Board of Pharmacy's investigative arm.

The chief executive officer of the agency, who is appointed by and serves at the pleasure of the board, is the chief drug inspector. The agency is headquartered at 18 Martin Luther King, Jr., Dr., Atlanta. Additionally, offices are maintained in north and south Georgia enforcement districts.

The pharmacy board has statutory authority to direct and supervise the duties of the Georgia Drugs and Narcotics Agency. The board consists of six members: one consumer appointed by the governor and five registered pharmacists appointed by the governor from nominees submitted by the Georgia Pharmaceutical Association.

The legal authority of the agency is specifically designated in Title 79A of the Georgia Code Annotated.

As the investigative arm of the State Board of Pharmacy, the Drugs and Narcotics Agency is empowered to enforce the state's pharmaceutical and drug laws related to entities licensed by the board to manufacture, sell, distribute, dispense, or possess drugs, medicines, poisons, cosmetics, and controlled substances. The agency inspects all licensed retail pharmacists twice a year and all hospitals and drug manufacturers and wholesalers once a year.

Sworn agency personnel have the authority and power of sheriffs to arrest any person(s) violating or charged with violating the Dangerous Drug Act (Title 79A-7, Georgia Code Annotated) or the Georgia Controlled Substances Act (Title 79A-8, Georgia Code Annotated). Immediately subsequent to arrest, personnel must deliver those arrested to the custody of the sheriff of the county wherein the offense was alleged to have been committed. Currently, 13 sworn personnel, all white males, are employed by the agency.

The total fiscal year 1980 operating budget for the agency was \$415,386.

TABLE II-94

**AGE CHARACTERISTICS  
FULL-TIME SWORN PERSONNEL  
GEORGIA DRUGS AND NARCOTICS AGENCY**

SOURCE: GEORGIA DRUGS AND NARCOTICS AGENCY, 1979

Age Range	Percent of Total
20 to 29 Years Old	15%
30 to 39 Years Old	54%
40 to 49 Years Old	23%
50 to 59 Years Old	8%

TABLE II-95

**EDUCATION LEVEL  
FULL-TIME SWORN PERSONNEL  
GEORGIA DRUGS AND NARCOTICS AGENCY**

SOURCE: GEORGIA DRUGS AND NARCOTICS AGENCY, 1979

Education Level Attained	Percent of Total
Some College	8%
4-Year College Degree	92%

TABLE II-96

**LENGTH OF SERVICE  
FULL-TIME SWORN PERSONNEL  
GEORGIA DRUGS AND NARCOTICS AGENCY**

SOURCE: GEORGIA DRUGS AND NARCOTICS AGENCY, 1979

Seniority	Percent of Total
Less Than 2 Years' Service	23%
2 to 5 Years' Service	23%
6 to 10 Years' Service	39%
11 to 20 Years' Service	15%



TABLE II-97

## MINIMUM ANNUAL SALARY LEVEL

## GEORGIA DRUGS AND NARCOTICS AGENCY

ENTRY-LEVEL SWORN PERSONNEL = \$14,898

TABLE II-98

1978 INVESTIGATIONS, ARRESTS AND CONVICTIONS  
GEORGIA DRUGS AND NARCOTICS AGENCY

SOURCE: GEORGIA DRUGS AND NARCOTICS AGENCY, 1979

Activity	Number of Felonies	Number of Misdemeanors
Investigations	127	0
Arrests	195	0
Convictions	180 (Estimated)	0

## GEORGIA PEACE OFFICER STANDARDS AND TRAINING COUNCIL

The Georgia Peace Officer Standards and Training (POST) Council was statutorily created in 1970. Since then, its jurisdiction, powers, and duties have been expanded considerably by amendments to the legislation. In 1972 the POST Council was attached to the Department of Public Safety for administrative purposes.

The POST Council is composed of fifteen voting members and five advisory members. Seven of the fifteen voting members are ex-officio members as follows: the attorney general of Georgia or his designee; the commissioner of the Department of Public Safety or his designee; the president of the Georgia Chiefs of Police Association or his designee; the president of the Georgia Sheriffs' Association or his designee; the president of the Georgia Municipal Association or his designee; the president of the Association of County Commissioners of Georgia or his designee; and the president of the Peace Officers Association of Georgia or his designee. Eight of the fifteen voting members are appointed by the governor and include the following: one chief of police, two municipal police officers other than a chief, one county sheriff, one city manager or mayor, one county commissioner, and two peace officers.

The POST Council maintains a staff of 24 full-time employees to carry out its powers and duties. The staff is headquartered at 4301 Memorial Dr., Decatur. The staff's chief executive officer is also the executive director of the POST Council. Appointment is by the commissioner of Public Safety with the consent of the council.

Legal authority for the council is specifically designated in the Georgia Code Annotated Title 92A-21.

The primary responsibility of the council is the certification of over 13,500 state and local peace officers subject to the POST act. The certification is based on statutorily specified pre-employment standards, successful completion of a job-related academy entrance examination, and successful completion of a mandatory 240-hour basic law enforcement training course. In addition to and in support of its primary responsibility, the council is empowered (1) to provide for the registration of peace officers who are exempted from the POST act; (2) to withdraw or suspend peace officer certification or registration for certain enumerated violations of law or council rule; (3) to research, plan, and establish policy relative to peace officer training; (4) to develop and coordinate the delivery of peace officer training through appropriate agencies and institutions; (5) to certify schools, training facilities, programs and courses, school directors, and instructors; (6) to suspend or withdraw such certifications based upon annual re-evaluation or for failure to meet standards set forth; (7) to establish and modify the basic mandated training curricula, including therefore the number of hours and methods of instruction; (8) to facilitate and promote training through establishing and recommending advanced, in-service and specialized training curricula, and through providing reimbursement for certain training costs associated with basic, in-service, and advanced/specialized training; (9) to provide law enforcement technical assistance; (10) to develop, adopt, and issue advanced or professional peace officer certificates based upon the



attainment of specific education, advanced or specialized training, and experience; and (11) to bring civil actions against peace officers and law enforcement agencies in violation of the POST act or rules of the POST council.

The council will, as of December 31, 1980, have full authority to certify schools, training facilities, programs and courses and number of hours required and provide for registration of certified instructors in the operation and use of radar units for the state of Georgia. Also, the council is empowered to withdraw or suspend certification based upon annual re-evaluation or for failure to meet standards set forth.

The total fiscal year 1980 operating budget for the council, including funds appropriated for the reimbursement of training costs to peace officers, was \$2,398,355. The average cost per peace officer certified by the council during fiscal year 1979 was \$98.

TABLE II-99

FISCAL YEAR 1979 WORKLOAD INDICATORS  
GEORGIA PEACE OFFICER STANDARDS AND TRAINING COUNCIL

SOURCE: GEORGIA PEACE OFFICER STANDARDS AND TRAINING COUNCIL, 1979

Activity	Number/Percent
New Peace Officers Certified	1,342/64%
Schools/Academies Certified	15/100%
New Instructors Certified	294/100%
Law Enforcement Agencies in Compliance With POST Act	586/98%

GEORGIA POLICE ACADEMY

In 1962 the General Assembly provided statutory authorization for establishing the Georgia Police Academy. It was to function under a newly created Georgia Police Academy Board and to be administered by the Department of Public Safety. The academy was formed and began operation in 1966. The Executive Reorganization Act of 1972 abolished the board, transferring its functions to the POST Council. In 1975 the academy's enabling legislation was amended to attach the academy to the Department of Public Safety for administrative purposes only, and to place the academy under the authority of the Board of Public Safety. The academy is located on East Confederate Ave., adjacent to the Department of Public Safety's headquarters in Atlanta.

Legal authority for the Georgia Police Academy is specifically designated in Title 32-32 of the Georgia Code Annotated.

The academy has two basic roles: (1) it is a consolidated law enforcement training center for the state which provides basic, in-service, and specialized training to sworn personnel of state law enforcement agencies, and (2) it provides advanced and specialized training to all state and local law enforcement agencies in Georgia.

Currently, the academy maintains a full-time staff of 16 individuals, including a superintendent hired by the Board of Public Safety and responsible to the board for the management and control of the academy. The academy is certified by the POST Council.

The total fiscal year 1980 operating budget for the academy was \$652,018.

TABLE II-100

FISCAL YEAR 1979 TRAINING PROFILE  
GEORGIA POLICE ACADEMY

SOURCE: GEORGIA POLICE ACADEMY, 1979

Activity	Basic/ Mandate Training	In-Service Training	Advanced/ Specialized Training	Management/ Special Training
Number of Courses/Programs Conducted	4	40	91	18
Number of Local Officers Trained	12	677	2,107	0
Number of State Officers Trained	85	172	315	423 <sup>3</sup>
Number of Other Personnel <sup>1</sup> Trained	0	5	175	Not Available
Cost <sup>2</sup> Per Student Manhour	\$3.44	Not Available	\$3.85	Not Available

<sup>1</sup>Includes Out-of-State and Private Sector Personnel

<sup>2</sup>Excludes Cost of Meals and Lodging

<sup>3</sup>Includes State and Other Personnel

GEORGIA ORGANIZED CRIME PREVENTION COUNCIL

The Omnibus Crime Control and Safe Streets Act, passed by the U.S. Congress in 1968, encouraged each state to establish a coordinated prevention, reduction, and elimination strategy against organized crime; the act also made federal funds available for the establishment and operation of such strategies. The Georgia Organized Crime Prevention Council was first established by executive order of the governor in 1969. It was continued as an executive order agency attached to the State Crime Commission for administrative purposes until 1979. Governor Busbee's executive order of 1979 attached the council to the Department of Public Safety for administrative purposes. The 1980 General Assembly provided statutory authorization for the council, effective on July 1, 1981.

The council is composed of eight members, who are appointed by the governor and serve at his pleasure. They are required, by virtue of training or experience, to be knowledgeable in the prevention and control of organized crime. One must be a member of the Board of Public Safety. The council maintains a staff of three full-time employees to carry out its powers and duties. The executive director of the council, who is also the staff's chief executive officer, is appointed by the council to serve at its pleasure. The council's staff is headquartered at 275 Carpenter Dr., Atlanta.

The council is not an investigatory agency. Its primary function is to develop and coordinate strategies and plans to attack and control organized crime. In this regard, the council is empowered (1) to coordinate the efforts of the 29-agency Georgia State Intelligence Network (GSIN); (2) to define the state's organized crime problem and issue public and confidential annual reports on organized crime activity in the state; (3) to coordinate federal, state, and local intelligence conferences; (4) to develop an annual organized crime legislation package; (5) to coordinate and oversee joint federal, state, and local special undercover projects; (6) to conduct organized crime and intelligence training courses; (7) to inform the public about the menace of organized crime; (8) to develop intelligence files on organized crime operatives; and (9) to compile evidence of proven illegal activity that will lead to indictment and successful prosecution.

The total fiscal year 1980 operating budget for the council was \$108,154.

TABLE II-101

FISCAL YEAR 1979 SPECIAL PROJECTS, INDICTMENTS AND CONVICTIONS  
GEORGIA ORGANIZED CRIME PREVENTION COUNCIL

SOURCE: GEORGIA ORGANIZED CRIME PREVENTION COUNCIL, 1979

Charge	Number Indicted	Number Pending	Number Convicted
Corruption and Racketeering	8	5	3
Intra/Interstate Theft	3	1	2
Securities Fraud	15	4	11
Fencing	7	4	3
Prostitution	27	15	12
Drug Trafficking, Gambling, Pornography, Receiving Stolen Property	222	71	151
TOTAL	282	100	182

TABLE II-102

FISCAL YEAR 1979 MISCELLANEOUS WORKLOAD INDICATORS  
GEORGIA ORGANIZED CRIME PREVENTION COUNCIL

SOURCE: GEORGIA ORGANIZED CRIME PREVENTION COUNCIL, 1979

Activity	Number
Coordinated Operations	5
Intelligence Files Created	500
Indictments	300
Training Courses	3
Reviews of GSIN Agencies	12

**DIVISION OF FORENSIC SCIENCES  
GEORGIA BUREAU OF INVESTIGATION**

From 1947 to 1952, what is now the Division of Forensic Sciences was a local function of Fulton County. From 1953 on, it functioned under the Department of Public Safety's Bureau of Investigation. In 1974, when the Georgia Bureau of Investigation (GBI) became a separate agency, the division became a part of GBI. The chief executive officer of the division, the director, holds a classified position under the State Merit System and is hired by the director of GBI.

Legal authority of the division is designated within titles 21-2, 40-35217, and 92A-3 of the Georgia Code Annotated.

The division serves all law enforcement agencies in the state of Georgia. The activities of the division are directed toward achieving three main objectives:

1. performance of scientific evaluations of laboratory submissions and crime scenes; investigation of unknown deaths; and the accompanying preparation of testimony for court use in criminal cases
2. maintenance of information systems including case records and evidence to insure chain of custody
3. availability of staff for expert testimony concerning findings and conclusions in trial courts throughout the state.

The division consists of nine sections which represent the main areas of investigation carried out by the scientific staff: criminalistics, drug identification, questioned documents, implied consent, pathology, photography, serology, toxicology, and latent fingerprints.

Currently, the division is headquartered on the grounds of the Department of Public Safety Headquarters Complex, 959 East Confederate Ave., Atlanta. Four branch laboratories are maintained in Savannah, Columbus, Augusta, and Moultrie.

Forty-eight scientists are employed at division headquarters, 3 scientists are employed at the branch lab in Savannah, and the remaining branch labs maintain 2 scientists each on their staff. Scientists at the 5 laboratories handled 46,170 submissions during fiscal year 1979, conducted 269 investigations, and made 985 court appearances.

The total fiscal year 1980 operating budget for all labs was \$2,512,551.

TABLE II-103

**PROFILE OF LABORATORIES  
DIVISION OF FORENSIC SCIENCES**

SOURCE: DIVISION OF FORENSIC SCIENCES, 1979

Laboratory	Year Established	Current Number of Scientists
Atlanta	1952	48
Savannah	1955	3
Columbus	1974	2
Augusta	1977	2
Moultrie	1977	2

TABLE II-104

**FISCAL YEAR 1979 CASELOAD STATISTICS  
DIVISION OF FORENSIC SCIENCES**

SOURCE: DIVISION OF FORENSIC SCIENCES, 1979

Laboratory	Number Submissions Received	Percent "Hits" <sup>1</sup>	Cost Per Case
Atlanta	32,409	77%	\$54
Savannah	4,674	91%	\$47
Columbus	3,032	79%	\$48
Augusta	3,003	80%	\$54
Moultrie	3,052	94%	\$39

<sup>1</sup> Denotes percent of cases on which positive conclusions are reached.

TABLE II-105  
FISCAL YEAR 1979 "HITS" BY CASE TYPE  
DIVISION OF FORENSIC SCIENCES  
SOURCE: DIVISION OF FORENSIC SCIENCES, 1979

Case Type	Percent "Hits" <sup>1</sup>
Drug Identification	95%
Blood Alcohol (DUI)	99%
Trace Evidence From Crimes	43%
Ballistics	72%
Poisonings	79%
Latent Fingerprints	26%
Forgery	68%
Blood Typing (Rape)	68%
Autopsies (Cause of Death)	78%

<sup>1</sup> Denotes percent of cases on which positive conclusions are reached.

## CAMPUS POLICE

Most accredited, nonproprietary institutions of higher learning in Georgia—including both public and private colleges, universities, and vocational schools—maintain either a police department or a security force. These departments and forces vary as widely in size and function as the institutions which they serve. They range from small forces with the primary duties of watchman service and traffic control to large, well-equipped departments with specialized investigative capabilities. These departments perform the traditional functions of public law enforcement agencies, such as enforcement of state laws, preservation of public order, protection of life and property, and prevention, detection, and investigation of crime.

Legal authority for campus police departments attached to the University System of Georgia is specifically designated in Title 32-168 of the Georgia Code Annotated. The legal authority for those campus police departments which are not attached to the University System of Georgia is specifically designated in Title 32-47 of the Georgia Code Annotated. Legal authority for campus security forces is designated in titles 84-6510 and 84-6513 of the Georgia Code Annotated.

Campus policemen employed by the University System of Georgia have the power to make arrests for offenses committed upon any property under the jurisdiction of the Board of Regents of the University System of Georgia and for offenses committed upon any public or private property within 500 yards of any property under the university system's jurisdiction. These officers must be certified by the Georgia Peace Officer Standards and Training (POST) Council as having met the qualifications and completed the basic training requirements for a peace officer under the provisions of the Peace Officer Standards and Training (POST) Act.

Police officers who are employed by campus police departments that are not under the jurisdiction of the University System of Georgia have the same law enforcement powers, including that of arrest, as a law enforcement officer of the local government whose jurisdiction also extends over such a campus. Before these powers can be exercised, however, the officer must be certified by the POST Council as having met the qualifications and having completed the basic training requirements for a peace officer under the provisions of the POST act. If the officer is not required to exercise arrest powers, he is not required to be certified by POST.

The jurisdiction of any officers employed by campus police departments may be, and in some cases is, extended beyond campus property by written agreement with the local law enforcement agency having jurisdiction over the campus.

Security officers employed on a campus security force have arrest powers when law violations occur in their presence. This power may be exercised only on the property of the campus or while an officer is in hot pursuit of persons he or she has observed committing a crime on campus property. Training requirements for these officers are established by the Georgia Board of Private Detective and Private Security Agencies.

## **PRIVATE SECTOR SECURITY**

## PRIVATE DETECTIVE AND PRIVATE SECURITY AGENCIES

A large number of security services in the private sector supplement and coordinate with law enforcement at the state and local government levels. In 1973 the legislature enacted the Georgia Private Detective and Private Security Agencies Act to regulate the private security industry. Currently, 310 business entities are licensed to practice as a private security and/or private detective agency in Georgia. Additionally, 170 companies are licensed to maintain their own security forces. As of September 30, 1979, 10,518 were active registrants in the state.

The act is administered by the Georgia Board of Private Detective and Private Security Agencies. The board itself, like other state examining boards, is administered by the joint-secretary for State Examining Boards within the Office of the Secretary of State. Consequently, the board's investigations are carried out by the Investigation Division of the State Examining Boards. The board consists of seven members appointed by the governor and confirmed by the Senate. Its membership includes two individuals engaged in the private security or detective business; two individuals engaged in city, county, or state law enforcement; two individuals engaged in private security work solely on an employer-employee basis, and one individual from the public at large. The board is empowered (1) to determine qualifications of applicants for licenses or registration under provisions of the act, (2) to investigate alleged violations of provisions of the act and any rules or regulations adopted by the board, (3) to promulgate all rules and regulations necessary to carry out the provisions of the act, and (4) to establish and enforce standards governing the safety and conduct of persons licensed and registered under the provisions of the act.

Legal authority for private detective and security agencies is specifically designated in Title 84-65 of the Georgia Code Annotated.

Three basic types of private sector security services/businesses are regulated by the act:

1. *private detective businesses*—generally hired to obtain or furnish information regarding crimes or potential crimes, individuals' backgrounds, lost or stolen property, various accidents or injuries, or to secure evidence to be used before an impartial tribunal.
2. *private security businesses*—usually hired as a private patrol, watchman, or guard service on a contract basis and not as an employee.
3. *security on employer-employee basis*—typically corporations employing persons to do private security work on certain premises exclusively in connection with the affairs of the corporation.

Persons registered or licensed under the act who are hired or employed to patrol, guard, or render a similar service on certain property have the power to make arrests when law violations occur in their presence. This power may be exercised only on the property on which the guard is employed or while in hot pursuit of persons the guard has observed committing a crime on the property where he is employed.

To be registered as an armed security officer, an individual must have 24 hours of training. To be registered as a private detective, 68 hours of training are required.

The Georgia Private Detective and Private Security Agencies Act has come under the control of a 1977 act providing for the review, continuation, re-establishment, or termination of regulatory agencies. This means that the agencies' board can continue to function until June 30, 1981, but only for purposes of concluding its affairs and winding up all business. Unless otherwise directed by the legislature, the act itself as well as the board will no longer be in force as of July 1, 1981.

### III. COURTS

#### OVERVIEW

The word that best describes the Georgia court system is diverse. The sum total of Georgia's appellate courts, superior courts, state courts, probate courts, separate juvenile courts, small claims courts, justice of the peace courts, courts of incorporated municipalities, and special courts runs to well over 2400. (Information about juvenile courts can be found in Chapter 5). These courts are characterized by overlapping jurisdictions, differing jurisdictions among courts of the same type, differing methods of financial operation, differing qualifications for judges, and an absence of central administration. The diversity is so pervasive that it is impossible just to maintain an accurate count of how many courts there are and which of them are in an active status.

In spite of this diversity, federal financial support of state efforts to improve state court systems and the establishment of an Administrative Office of the Courts in Georgia have resulted in a substantial increase in knowledge about Georgia's courts. Much of the descriptive information about the Georgia court system in the pages that follow was unknown only a few years ago.

The bulk of criminal court activity occurs in Georgia's basic trial courts—the superior courts and state courts. In terms of numbers of criminal cases, the courts of incorporated municipalities and probate courts with criminal jurisdiction dispose of more criminal cases because they handle run-of-the-mill traffic cases for speeding, reckless driving, driving under the influence of alcohol, etc. But the vast majority of these cases are resolved literally in a matter of minutes, often without the judge ever seeing the offender. The criminal cases that make up the bulk of the superior court and state court caseloads are much more complicated and time-consuming.

It is also apparent that there is a vast disparity in the amount of public resources devoted to prosecution and defense functions. While only \$500,000 in state and federal money was spent on indigent defense services in fiscal year 1980, well over \$3,000,000 in state funds was spent on prosecution services alone. Even less state money has been appropriated for indigent defense services in fiscal year 1981.

In spite of the dramatic increase in information about Georgia courts in recent years, it is apparent that a need exists for a great deal more knowledge about the Georgia court system. Very little is known about the inferior courts, which constitute a majority of Georgia's courts. There is little information about the extent of local government resources devoted to indigent defense services or the manner in which those services are provided.

Many people involved in the court system believe that the information needed can be developed only after the administration of Georgia's courts is improved and that this can happen only if the state plays a greater role in the administration of the system. As evidence for these beliefs, they point out that the best data now available pertains to the superior and state courts and that this data is available primarily because of the efforts of the Administrative Office of the Courts and the implementation of the Judicial



Administration Act of 1976, which created district court administrators and administrative judges. Committees are presently at work on drafting a proposed revision of the judicial article of the Georgia Constitution. Some of the changes under consideration by those committees would provide for more centralized administration of Georgia's courts.

Descriptive narratives of the numerous courts in Georgia are presented in this chapter, as well as descriptions of the grand jury, the Department of Law, and other judicial agencies. Other groups with connections to the court system, such as the Judicial Qualifications Commission, the Judicial Nominating Commission, the Judicial Administrative Districts, the Georgia Justice Courts Training Council, the State Bar of Georgia, the Institute of Continuing Judicial Education, the Judicial Planning Committee, and several judicial councils are included in the following pages.



**GRAND JURIES**

## GRAND JURIES

The grand jury originated in England during the 12th century. King Henry II provided that 12 knights or 12 "good and lawful men" of every 104 lawful men would disclose under oath the names of those in the community believed to be guilty of criminal offenses. Members of this body provided sworn accusations to the judge. At first, accusations originated with members themselves, but gradually they began to consider accusations from outsiders as well. The jurors heard witnesses against the accused and, if convinced there were grounds for trial, indicted him. They also passed upon indictments put before them by crown prosecutors, returning a "true bill" if they found the accusation true, and a "no bill" if they found it false. Historically, then, the grand jury has two functions: (1) to investigate criminal activity on its own initiative and (2) to act as a buffer between the state and its citizens by weighing accusations of criminal activity made by the state to see if a trial should be held.

The "buffer" function was embodied in the Fifth Amendment to the United States Constitution, which provides that "no person shall be held to answer for a capital or otherwise infamous crime, unless on a presentment or indictment of a Grand Jury."

The state of Georgia has a grand jury system, and its legal authority is outlined in Title 59-2 of the Georgia Code Annotated.

The superior courts operate within the grand jury system. Criminal accusatory functions and civil investigative, appointive, inspective, and advisory powers and duties are exercised by the grand juries of the respective counties. In the criminal accusatory function, the grand jury may return either a "true bill" or "no bill" to indictment requests of the district attorney. Special presentments sometime result from independent grand jury actions.

Grand juries are convened at the county level, and their civil powers and duties vary from county to county due to local legislation. Costs of operation are borne by the county government.

## MAJOR TRIAL COURTS

## SUPERIOR COURTS

The Georgia Constitution of 1777 established a superior court in each of the state's then eight counties. The Constitution of 1789 continued the county superior courts and established three-year terms for the judges. That same year, the General Assembly divided the state into two judicial districts and directed that court be held in each county at least twice a year. The Constitution of 1898 provided that judges be publicly elected, and this procedure was incorporated into the Constitution of 1945; in 1966 an amendment established the current practice of judges being elected by the voters of the circuit in which they serve. There are currently forty-two superior court circuits within the state, with each circuit comprised of from one to eight counties and having from one to eleven judges per circuit.

The legal authority for the superior courts is designated in the Georgia Constitution, article 6, sections 1, 2, 3, 5, 12, 13, and 15 (codified in Ga. Code Ann., titles 2-36, 2-38, 2-39, 2-40, 2-47, 2-48, and 2-50 respectively). Further authority of the superior courts is specified in titles 24-25, 24-26, and 24-30 of the Georgia Code Annotated.

There are currently 104 judges serving the superior courts. They are elected by the voters of their respective circuits to serve a term of four years (except in the Atlanta circuit where the term is eight years). However, the General Assembly created six more judgeships for fiscal year 1981 at its 1980 session. Qualifications for office are the same as for the Georgia Supreme Court, i.e., state residence for three years, seven years' experience in the practice of law, and a minimum age of thirty years. Vacancies created in the court through death or resignation are filled by appointment of the governor until the next general election. Judges are compensated by the state, and individual counties may supplement that salary when authorized by county legislation.

The superior court is the court of general jurisdiction and has exclusive jurisdiction in the following areas: divorce, equity, title to land, and all felonies. The superior court can hear all cases not specifically reserved for other courts. Thus, the superior court generally has concurrent trial jurisdiction with all the limited jurisdiction trial courts in the state. Juvenile matters and probate matters are exceptions. The juvenile court and probate court, respectively, have exclusive original jurisdiction in these matters. However, where there is no separate juvenile court, the superior court judge also sits as a juvenile court judge.

The superior court is an appellate body as well as a trial court. Its review power extends to all trial courts of limited jurisdiction which have not been provided with a right of direct review, by either statute or constitution, to the court of appeals or the supreme court. Appeal proceedings in the superior court arising from cases initiated in one of the courts of limited jurisdiction are generally referred to as *de novo* proceedings.

Each circuit of the superior court is served by a district attorney and staff, and by a clerk of the court and staff. There are 159 clerks of the court (one in each county), 42 district attorneys (one for each circuit), 158 assistant district attorneys, and 77 district attorney investigators. The district attorney is the chief prosecuting officer and represents the state in all cases in

his circuit's superior court and all cases taken up on appeal. He is also required to attend meetings of the grand jury and advise it on matters of law, to swear and examine witnesses before it, and to prepare indictments or presentments when requested by the grand jury. He prosecutes all indictable offenses and aids the presiding judge in organizing the courts.

Even though there are forty-two judicial circuits, court is held in each county of the circuit at least twice a year. The state is divided into ten judicial administrative districts which are composed of the superior court judges in each district. One judge is selected by the others in the district as the administrative judge. Nine of the ten districts have court administrators to assist the administrative judge in his duties and to provide services to the courts within the judicial administrative district.

The fiscal year 1980 state appropriation to the superior courts was \$12,562,439. Additional funds for the cost of the upkeep of the county court houses (where superior court is held) and other administrative and operational expenses of the courts are provided by the individual counties in the circuit.

TABLE III-1

POPULATION, ACTIVE ATTORNEYS, COUNTIES, PERSONNEL BY JUDICIAL CIRCUIT  
SUPERIOR COURTSSOURCES: ADMINISTRATIVE OFFICE OF THE COURTS, 1979  
PROSECUTING ATTORNEYS' COUNCIL, 1979

Judicial Circuit	1978 Estimated Population <sup>1</sup>	Number of Active Resident Attorneys	Number of Counties	Number of Superior Court Judges	Number of Superior Court Law Clerks	Number of District Attorneys <sup>2</sup>	Number of Asst. District Attorneys	Number of Dist. Atty. Investigators
Alapaha	42,000	28	5	2	1	1	2	1
Alcovy	60,300	55	2	2	1	1	2	2
Atlanta	581,000	4,353	1	11	11	1	28	20
Atlantic	79,500	47	6	2	2	1	3	1
Augusta	217,600	268	3	4	0	1	6	4
Blue Ridge	103,400	72	5	2	1	1	3	1
Brunswick	107,900	142	5	2	1	1	3	1
Chattahoochee	221,700	244	6	4	0	1	5	4
Cherokee	65,300	58	2	2	1	1	3	1
Clayton	132,100	133	1	3	0	1	6	6
Cobb	271,400	401	1	4	3	1	7	1
Conasauga	83,600	73	2	2	0	1	4	1
Cordele	53,200	34	4	1	1	1	1	0
Coweta	166,800	127	5	2	0	1	2	0
Dougherty	100,100	129	1	2	1	1	3	1
Dublin	56,300	34	4	1	1	1	1	1
Eastern	192,100	407	1	4	2	1	11	4
Flint	65,400	59	4	2	1	1	2	1
Griffin	24,300	90	4	2	0	1	3	1
Gwinnett	145,500	132	1	3	1	1	5	2
Houston	81,800	60	1	1	0	1	1	1
Lookout Mountain	119,500	68	4	3	0	1	4	1
Macon	170,700	337	3	3	3	1	7	3
Middle	80,500	70	5	2	2	1	2	1
Mountain	67,900	67	5	1	1	1	1	1
Northeastern	93,000	125	4	2	1	1	2	1
Northern	71,400	58	5	2	2	1	3	1
Ocmulgee	109,600	74	8	3	1	1	2	0
Oconee	57,900	38	6	2	1	1	2	0
Ogeechee	73,500	46	4	2	0	1	2	1
Pataula	52,400	33	7	1	1	1	1	0
Piedmont	50,100	33	3	1	1	1	1	1
Rome	79,100	99	1	2	2	1	3	1
South Georgia	71,700	49	5	2	0	1	2	0
Southern	156,500	137	5	3	1	1	3	1
Southwestern	59,500	39	6	1	0	1	1	0
Stone Mountain	507,900	729	2	7	3	1	10	6
Tallapoosa	117,200	95	4	3	1	1	4	1
Tifton	64,800	57	4	1	1	1	1	1
Toombs	45,600	26	6	1	1	1	1	1
Waycross	94,000	76	6	2	1	1	2	1
Western	86,500	147	2	2	0	1	3	1
Total	5,153,000	9,349	159	104	51	42	158	77

<sup>1</sup>Estimate by Office of Planning and Budget, 1979.<sup>2</sup>Number of District Attorneys Per Circuit is set by law.

TABLE III-2  
MANPOWER PROFILE  
SUPERIOR COURTS PERSONNEL

SOURCES: ADMINISTRATIVE OFFICE OF THE COURTS, 1979; DEPARTMENT OF ADMINISTRATIVE SERVICES, FISCAL DIVISION, 1979;  
PROSECUTING ATTORNEYS' COUNCIL, 1979; STATEWIDE COURTS SURVEY CONDUCTED BY APDC CRIMINAL JUSTICE PLANNERS, 1979

Position Title	Number	Entry Level Requirements	Method Of Selection	Average Educational Level	Training Requirements	Average Length Of Service	Race-Age-Sex	Annual Salary Range
Judges	104	30 years old; practice law for 7 years; membership in Georgia Bar; citizen for 3 years.	Elected for 4 year term by voters of Judicial Circuit.	19 Years	None	7.8 Years <sup>1</sup>	Average Age-56 <sup>1</sup> White -96% Black - 4% Male -98% Female - 2%	\$40,617 plus local supplement up to \$14,000.
District Court Administrators	9	Education and/or experience in public administration.	Selected by Judge.	16-18 Years	None	N/A	N/A	District Administrators starting salary \$17,700; Superior Court Administrators average salary \$19,882; Juvenile Court Administrators average salary \$20,768.
Superior Court Administrators	7							
Juvenile Court Administrators	8							
Law Clerks	51	No statutory provisions.	Selected by Judge.	N/A	None	N/A	N/A	Average starting salary \$12,500.
District Attorneys	42	25 years old; citizen for 3 years; practice law for 3 years; member of Georgia Bar.	Elected for 4 year term by voters of Judicial Circuit.	19 Years	None	N/A	100% White 100% Male	\$35,870
Assistant District Attorneys	158	Same as for District Attorneys.	Nominated by District Attorney and/or county governing authority.	19 Years	None	N/A	N/A	Base starting salary of \$15,500.
Investigators	77	No formal provisions.	Usually selected by District Attorney.	N/A	P.O.S.T. Certification <sup>2</sup> for most.	N/A	N/A	Varies widely.
Clerks of Court	159	No formal provisions for administrative duties.	Elected for 4 year term by voters of county.	N/A	None	N/A	N/A	From \$3,600 to \$33,495 including salary and fees; average compensation \$15,375.

N/A Denotes Not Available. <sup>1</sup>Based on a sample of 51 Superior Court Judges. <sup>2</sup>Generally required to exercise arrest powers.



TABLE III-3

FISCAL YEAR 1979 JUDICIAL CIRCUIT TOTAL FILINGS<sup>1</sup> AND PERCENT<sup>1</sup> OF FILINGS BY TYPE  
SUPERIOR COURTS

SOURCE: ADMINISTRATIVE OFFICE OF THE COURTS, 1979

Judicial Circuit	Total Number Filings	Criminal Filings <sup>2</sup>			Civil Filings <sup>3</sup>			Percent Total Criminal	Percent Total Civil	Percent Total Juvenile <sup>10</sup>
		Percent Felony <sup>4</sup>	Percent Misdemeanor <sup>5</sup>	Percent Traffic <sup>6</sup>	Percent General Civil <sup>7</sup>	Percent Domestic Relations <sup>8</sup>	Percent Ind. Motions <sup>9</sup>			
Alapaha	5,027	11%	22%	40%	9%	9%	4%	73%	22%	5%
Alcovy	2,785	16%	21%	4%	21%	23%	15%	41%	59%	0%
Atlanta	16,528	26%	1%	0%	26%	40%	7%	27%	73%	0%
Atlantic	4,398	10%	3%	37%	15%	24%	6%	50%	45%	5%
Augusta	7,133	8%	4%	< 1%	13%	45%	10%	12%	68%	20%
Blue Ridge	3,633	14%	22%	13%	14%	30%	7%	49%	51%	0%
Brunswick <sup>11</sup>	3,675	10%	6%	< 1%	23%	44%	17%	16%	84%	0%
Chattahoochee	7,293	23%	8%	3%	14%	42%	8%	34%	64%	2%
Cherokee	10,268	7%	14%	56%	8%	9%	6%	77%	23%	0%
Clayton	4,638	15%	< 1%	< 1%	18%	55%	12%	15%	85%	0%
Cobb	7,782	25%	2%	< 1%	14%	52%	7%	27%	73%	0%
Conasauga	4,158	11%	10%	3%	24%	34%	16%	24%	74%	2%
Cordele	2,372	8%	35%	2%	18%	20%	9%	45%	47%	8%
Coweta	4,379	15%	4%	4%	25%	36%	16%	23%	77%	< 1%
Dougherty	2,629	24%	< 1%	0%	16%	47%	13%	24%	76%	0%
Dublin	1,673	18%	2%	0%	34%	27%	14%	20%	75%	5%
Eastern	5,385	30%	0%	0%	10%	41%	19%	30%	70%	0%
Flint	2,502	8%	11%	2%	35%	26%	15%	21%	76%	3%
Griffin	3,531	14%	10%	9%	21%	35%	11%	33%	67%	0%
Gwinnett	3,271	14%	< 1%	< 1%	16%	54%	16%	14%	86%	0%
Houston	1,715	16%	< 1%	0%	17%	54%	13%	16%	84%	0%
Lookout Mountain	4,886	16%	19%	4%	18%	32%	10%	39%	60%	1%
Macon	4,891	24%	3%	1%	19%	42%	10%	28%	71%	1%
Middle	2,697	16%	< 1%	0%	20%	37%	11%	16%	68%	16%
Mountain	2,168	8%	8%	4%	24%	32%	16%	20%	72%	8%
Northeastern	3,782	13%	9%	16%	20%	25%	14%	38%	59%	3%

Northern	2,754	10%	23%	4%	21%	22%	13%	37%	56%	7%
Ocmulgee	4,698	16%	22%	5%	18%	17%	10%	43%	45%	12%
Oconee	3,060	10%	22%	11%	22%	18%	8%	43%	48%	9%
Ogeechee	2,142	16%	1%	1%	33%	32%	9%	18%	74%	8%
Pataula	1,864	19%	25%	2%	27%	21%	7%	46%	51%	3%
Piedmont	2,014	8%	13%	18%	25%	24%	12%	39%	61%	0%
Rome	4,973	7%	36%	3%	22%	17%	15%	46%	54%	0%
South Georgia	2,316	28%	7%	1%	22%	27%	9%	36%	58%	6%
Southern	4,294	16%	7%	< 1%	20%	45%	11%	24%	76%	< 1%
Southwestern	1,525	10%	4%	< 1%	36%	30%	13%	14%	79%	7%
Stone Mountain	11,432	16%	1%	< 1%	22%	49%	12%	17%	83%	0%
Tallapoosa <sup>12</sup>	5,846	9%	16%	7%	36%	23%	8%	32%	67%	1%
Tifton	2,372	13%	7%	2%	24%	31%	15%	22%	70%	8%
Toombs	3,605	8%	22%	25%	9%	11%	6%	55%	26%	19%
Waycross	3,185	13%	12%	9%	16%	37%	8%	34%	61%	5%
Western	2,428	18%	8%	2%	25%	33%	14%	28%	72%	< 1%
Total	181,707	16%	9%	8%	19%	34%	11%	33%	64%	3%

< Denotes "Less Than".

<sup>1</sup> Filings refer to the number of actions (docket entries initiated, as opposed to the number disposed or remaining open. Percent figures are rounded to the nearest whole number. Therefore, figures in the 3 right hand columns will add to a sum between 99 and 101, on each horizontal line.

<sup>2</sup> The basic unit of a criminal case is an indictment or accusation. The derivatives of this unit are docket entries, defendants and counts. Docket entries are defined to correspond with indictments or accusations. Defendants are defined as the number of defendants listed on separate indictments or accusations, and counts are defined as the aggregate number of charges against each defendant listed on the charging document. An indictment filed against one defendant charged with one count would be counted as one docket entry, one defendant and one count. An indictment filed against two defendants with two charges against each of them would be counted as one docket entry, two defendants and four counts.

<sup>3</sup> A civil case is defined in general terms as a docket entry. The number of parties, counter-claims or cross-claims and issues entered on a docket number are not counted separately, but at times more than one case may be counted for a docket number, i.e., independent motions.

<sup>4</sup> Felonies are crimes punishable by death, or by imprisonment for life or by imprisonment for more than 12 months.

<sup>5</sup> Misdemeanors are generally any crimes other than felonies, punishable by 12 months or less imprisonment and/or a fine. Misdemeanors referred to here are non-traffic misdemeanors.

<sup>6</sup> Includes violations of motor vehicle laws except violations of motor vehicle laws which may be punishable as a felony.

<sup>7</sup> All original civil cases such as torts, contracts, complaints in equity and land condemnation.

<sup>8</sup> An original litigation pertaining to marital relations and/or child custody, including divorce, annulment, alimony, child support and custody.

<sup>9</sup> Generally, independent motions are those actions, such as post judgment contempt and modifications, that occur after a final judgment or verdict has been issued. Certain original actions, such as dispossessory warrants and foreclosures, that are thought to consume less Judge time than the domestic relations or general civil case types and are considered to be routine proceedings, are also placed in this category.

<sup>10</sup> There are a total of five juvenile case types which make up this category: Delinquent, Unruly, Traffic, Deprived and Special proceedings. Juvenile cases may be handled informally or may be heard in court before a judge. A complaint is handled without adjudication, but petitions require a court hearing. Complaints and petitions are included in this count. There is general similarity in methods used to count criminal and juvenile cases.

Circuits with an entry in this column other than zero are circuits in which the superior court judge has no assistance from a juvenile court judge. If a circuit has a zero entry in this column, superior court judges in that circuit do not hear juvenile cases.

<sup>11</sup> Jeff Davis County filings not included after 9/1/79. Superior court judge no longer hears juvenile cases.

<sup>12</sup> Douglas County filings not included after 7/1/79. Superior court judge no longer hears juvenile cases.



TABLE III-4

FISCAL YEAR 1979 FILINGS<sup>1</sup> PER JUDGE BY JUDICIAL CIRCUIT<sup>2</sup>  
SUPERIOR COURT

SOURCE: ADMINISTRATIVE OFFICE OF THE COURTS, 1979

Judicial Circuit	Total Number Filings Per Judge	Criminal <sup>3</sup> Filings Per Judge				Civil <sup>7</sup> Filings Per Judge				Juvenile Filings <sup>11</sup> Per Judge
		Number Felony <sup>4</sup>	Number Misdemeanor <sup>5</sup>	Number Traffic <sup>6</sup>	Total Number Criminal	Number General Civil <sup>8</sup>	Number Domestic Relations <sup>9</sup>	Number Independent Motions <sup>10</sup>	Total Number Civil	Total Number Juvenile
Cherokee	5134	347	736	2862	3944	426	485	280	1191	0
Toombs	3605	302	786	913	2001	304	405	222	931	673
Alapaha	2515	286	543	1011	1839	223	231	100	553	123
Rome	2487	175	895	64	1134	553	436	364	1353	0
Cordele	2372	190	829	52	1071	429	477	205	1111	190
Tifton	2372	308	172	39	519	559	743	348	1650	203
Atlantic	2199	224	64	809	1097	324	540	137	1001	102
Coweta	2190	326	80	95	501	540	787	358	1685	5
Mountain	2168	181	174	80	435	527	703	339	1569	164
Conasauga	2079	230	200	74	503	507	697	337	1540	37
Piedmont	2014	157	255	364	776	512	481	245	1238	0
Tallapoosa	1949	171	313	136	620	693	447	160	1300	29
Cobb	1946	478	36	4	517	270	1025	134	1429	0
Northeastern	1891	237	172	311	720	378	482	264	1124	48
Pataula	1864	361	459	35	855	420	401	138	959	50
Brunswick	1838	181	110	6	296	414	814	315	1542	0
Chattahoochee	1823	422	143	60	625	258	763	151	1171	27
Blue Ridge	1817	241	403	256	900	257	538	123	917	0
Waycross	1810	216	189	143	548	256	580	131	967	296
Augusta	1783	147	70	9	226	231	796	180	1207	350
Griffin	1766	243	185	163	591	366	623	187	1175	0
Houston	1715	281	2	0	283	285	927	220	1432	0
Dublin	1673	302	28	0	330	565	450	239	1254	89
Stone Mountain	1633	265	12	4	281	352	796	204	1352	0
Macon	1630	383	55	20	458	307	687	166	1159	13

Macon	1630	383	55	20	458	307	687	166	1159	13
Lookout Mountain	1629	259	313	70	642	292	513	160	965	21
Ocmulgee	1566	250	346	81	676	281	262	166	710	180
Clayton	1546	236	1	2	240	270	850	187	1306	0
Oconee	1530	156	333	172	660	342	281	119	741	129
Southwestern	1525	160	57	2	219	544	450	200	1194	112
Atlanta	1503	405	1	0	405	385	604	108	1097	0
Southern	1431	233	104	2	338	288	641	161	1090	3
Alcovy	1393	225	296	54	574	286	327	206	819	0
Northern	1377	135	327	53	515	293	303	174	769	94
Middle	1349	211	1	0	212	270	503	146	918	219
Eastern	1346	403	0	0	403	134	551	258	943	0
Dougherty	1315	313	3	0	315	212	620	169	1000	0
Flint	1251	107	142	20	269	438	326	183	947	36
Western	1214	219	94	25	338	300	403	166	869	8
South Georgia	1158	329	76	14	419	254	319	102	674	65
Gwinnett	1090	148	1	0	149	175	588	178	941	0
Ogeechee	1071	168	14	9	191	357	338	102	797	84
Circuit Average	1847	253	215	191	658	359	552	198	1109	80.

<sup>1</sup> Filings refer to the number of actions initiated, as opposed to the number disposed or remaining open.

<sup>2</sup> Circuits are ranked in order based on number of total filings per judge.

<sup>3</sup> The basic unit of a criminal case is an indictment or accusation. The derivatives of this unit are docket entries, defendants and counts. Docket entries are defined to correspond with indictments or accusations. Defendants are defined as the number of defendants listed on separate indictments or accusations, and counts are defined as the aggregate number of charges against each defendant listed on the charging document. An indictment filed against one defendant charged with one count would be counted as one docket entry, one defendant and one count. An indictment filed against two defendants with two charges against each of them would be counted as one docket entry, two defendants and four counts.

<sup>4</sup> Felonies are crimes punishable by death, or by imprisonment for life or by imprisonment for more than 12 months.

<sup>5</sup> Misdemeanors are generally any crimes other than felonies, punishable by 12 months or less imprisonment and/or a fine. Misdemeanors referred to here are non-traffic misdemeanors.

<sup>6</sup> Includes violations of motor vehicle laws except violations of motor vehicle laws which may be punishable as a felony.

<sup>7</sup> A civil case is defined in general terms as a docket entry. The number of parties, counter-claims or cross-claims and issues entered on a docket number are not counted separately, but at times more than one case may be counted for a docket number, i.e., independent motions.

<sup>8</sup> All original civil cases such as torts, contracts, complaints in equity and land condemnation.

<sup>9</sup> An original litigation pertaining to marital relations and/or child custody, including divorce, annulment, alimony, child support and custody.

<sup>10</sup> Generally, independent motions are those actions, such as post judgment contempt and modifications, that occur after a final judgment or verdict has been issued. Certain original actions, such as dispossessory warrants and foreclosures, that are thought to consume less judge time than the domestic relations or general civil case types and are considered to be routine proceedings, are also placed in this category.

<sup>11</sup> There are a total of five juvenile case types which make up this category: Delinquent, unruly, traffic, deprived and special proceedings. Juvenile cases may be handled informally or may be heard in court before a judge. A complaint is handled without adjudication, but petitions require a court hearing. Complaints and petitions are included in this count. There is general similarity in methods used to count criminal and juvenile cases.

Circuits with an entry in this column other than zero are circuits in which the superior court judge hears juvenile cases and has no assistance from a juvenile court judge. If a circuit has a zero entered in this column, superior court judges in that circuit do not hear juvenile cases.

TABLE III-5

FISCAL YEAR 1979 CRIMINAL<sup>1</sup> DISPOSITIONS PER JUDICIAL CIRCUIT BY CASE TYPE AND PERCENT DISPOSED BY EACH METHOD  
SUPERIOR COURTS

SOURCE: ADMINISTRATIVE OFFICE OF THE COURTS, 1979

Judicial Circuit/Case Type	Total Number Dockets <sup>2</sup> Disposed	Total Number Defendants <sup>3</sup> Disposed	Total Number Counts <sup>4</sup> Disposed	Percent <sup>5</sup> of Counts Disposed By:				
				Cash Bond <sup>6</sup>	Non- Adjudicated <sup>7</sup>	Non- Trial <sup>8</sup>	Non- Jury Trial <sup>9</sup>	Jury Trial <sup>10</sup>
Alapaha								
Felony	386	386	392	0%	31%	65%	2%	2%
Misdemeanor	854	856	858	6%	16%	78%	< 1%	< 1%
Traffic	1900	1900	1900	76%	3%	22%	0%	0%
Total Criminal	3140	3142	3150	47%	10%	42%	< 1%	< 1%
Alcovy								
Felony	372	374	564	0%	6%	92%	0%	2%
Misdemeanor	464	464	610	0%	2%	97%	< 1%	< 1%
Traffic	98	102	136	0%	2%	97%	0%	0%
Total Criminal	934	938	1310	0%	4%	95%	< 1%	1%
Atlanta								
Felony	4444	4851	5445	0%	15%	80%	< 1%	5%
Misdemeanor	11	22	33	0%	13%	77%	0%	3%
Traffic	0	0	0	0%	0%	0%	0%	0%
Total Criminal	4455	4873	5478	0%	15%	80%	< 1%	5%
Atlantic								
Felony	360	390	616	0%	37%	57%	1%	5%
Misdemeanor	96	106	192	2%	15%	78%	1%	4%
Traffic	1614	1614	1642	98%	< 1%	2%	0%	< 1%
Total Criminal	2070	2110	2450	66%	11%	22%	< 1%	< 2%
Augusta								
Felony	596	744	1148	0%	24%	63%	1%	12%
Misdemeanor	268	268	316	65%	18%	15%	2%	< 1%
Traffic	28	28	64	0%	14%	83%	4%	0%
Total Criminal	892	1040	1528	13%	22%	54%	> 1%	9%
Blue Ridge								
Felony	482	588	1024	0%	20%	72%	1%	7%
Misdemeanor	780	784	908	0%	7%	89%	2%	2%
Traffic	496	496	752	0%	6%	87%	3%	4%
Total Criminal	1758	1868	2684	0%	12%	82%	2%	4%

TABLE III-5 (cont'd.)

Judicial Circuit/Case Type	Total Number Dockets <sup>2</sup> Disposed	Total Number Defendants <sup>3</sup> Disposed	Total Number Counts <sup>4</sup> Disposed	Percent <sup>5</sup> of Counts Disposed By:				
				Cash <sup>6</sup> Bond	Non- Adjudicated <sup>7</sup>	Non- Trial <sup>8</sup>	Non- Jury Trial <sup>9</sup>	Jury Trial <sup>10</sup>
Brunswick								
Felony	308	364	434	0%	23%	67%	2%	8%
Misdemeanor	146	158	160	43%	34%	23%	0%	0%
Traffic	10	10	12	50%	0%	42%	0%	0%
Total Criminal	464	532	606	12%	26%	54%	1%	6%
Chattahoochee								
Felony	1960	1976	1976	0%	35%	60%	2%	3%
Misdemeanor	500	500	504	3%	37%	56%	2%	2%
Traffic	224	228	228	32%	17%	50%	1%	0%
Total Criminal	2684	2704	2708	3%	34%	58%	2%	3%
Cherokee								
Felony	588	662	720	0%	51%	39%	2%	8%
Misdemeanor	1380	1402	1490	17%	40%	37%	2%	3%
Traffic	6420	6420	6576	76%	4%	19%	< 1%	< 1%
Total Criminal	8388	8484	8786	60%	14%	24%	< 1%	1%
Clayton								
Felony	609	756	1608	0%	20%	52%	2%	26%
Misdemeanor	15	18	42	0%	24%	74%	2%	0%
Traffic	3	3	9	0%	0%	89%	11%	0%
Total Criminal	627	777	1659	0%	20%	53%	2%	25%
Cobb								
Felony	2084	2288	3588	0%	60%	37%	< 1%	3%
Misdemeanor	148	148	400	16%	36%	47%	0%	< 1%
Traffic	12	12	68	0%	75%	25%	0%	0%
Total Criminal	2244	2448	4056	1%	58%	38%	< 1%	2%
Conasauga								
Felony	382	454	698	0%	21%	71%	< 1%	8%
Misdemeanor	404	442	792	0%	19%	79%	< 1%	> 1%
Traffic	152	186	272	14%	10%	72%	0%	3%
Total Criminal	938	1082	1762	2%	18%	75%	< 1%	4%

TABLE III-5 (cont'd.)

Judicial Circuit/Case Type	Total Number Dockets <sup>2</sup> Disposed	Total Number Defendants <sup>3</sup> Disposed	Total Number Counts <sup>4</sup> Disposed	Percent <sup>5</sup> of Counts Disposed By:				
				Cash Bond <sup>6</sup>	Non- Adjudicated <sup>7</sup>	Non- Trial <sup>8</sup>	Non- Jury Trial <sup>9</sup>	Jury Trial <sup>10</sup>
Cordele								
Felony	208	262	309	0%	12%	79%	0%	9%
Misdemeanor	806	828	841	< 1%	21%	77%	< 1%	< 1%
Traffic	43	43	46	2%	11%	80%	4%	2%
Total Criminal	1057	1133	1196	< 1%	19%	77%	< 1%	3%
Coweta								
Felony	642	752	974	0%	11%	79%	< 1%	10%
Misdemeanor	158	172	186	11%	14%	70%	0%	4%
Traffic	202	206	222	77%	5%	15%	< 1%	2%
Total Criminal	1002	1130	1382	14%	10%	68%	< 1%	8%
Dougherty								
Felony	598	696	1094	0%	14%	77%	0%	9%
Misdemeanor	12	24	36	0%	3%	67%	0%	30%
Traffic	0	12	16	0%	0%	94%	0%	0%
Total Criminal	610	732	1146	0%	13%	77%	0%	9%
Dublin								
Felony	350	466	574	0%	56%	35%	4%	4%
Misdemeanor	47	56	73	0%	40%	51%	7%	3%
Traffic	0	0	0	0%	0%	0%	0%	0%
Total Criminal	397	522	647	0%	54%	37%	4%	4%
Eastern								
Felony	1584	1696	1788	0%	25%	69%	< 1%	6%
Misdemeanor	0	3	3	0%	100%	0%	0%	0%
Traffic	32	100	104	0%	6%	92%	0%	0%
Total Criminal	1616	1799	1895	0%	24%	70%	< 1%	5%
Flint								
Felony	266	342	412	0%	48%	37%	2%	12%
Misdemeanor	278	298	346	1%	33%	56%	5%	5%
Traffic	54	56	72	15%	35%	44%	3%	3%
Total Criminal	598	696	830	2%	41%	46%	4%	8%



TABLE III-5 (cont'd.)

Judicial Circuit/Case Type	Total Number Dockets <sup>2</sup> Disposed	Total Number Defendants <sup>3</sup> Disposed	Total Number Counts <sup>4</sup> Disposed	Percent <sup>5</sup> of Counts Disposed By:				
				Cash Bond <sup>6</sup>	Non- Adjudicated <sup>7</sup>	Non- Trial <sup>8</sup>	Non- Jury Trial <sup>9</sup>	Jury <sup>10</sup> Trial
Griffin								
Felony	438	466	666	0%	41%	56%	< 1%	3%
Misdemeanor	342	352	430	17%	33%	49%	0%	1%
Traffic	290	294	474	47%	19%	32%	< 1%	1%
Total Criminal	1070	1112	1570	19%	32%	47%	< 1%	2%
Gwinnett								
Felony	375	426	717	0%	10%	78%	0%	12%
Misdemeanor	6	6	15	0%	14%	80%	0%	0%
Traffic	0	0	3	0%	0%	100%	0%	0%
Total Criminal	381	432	735	0%	10%	78%	0%	12%
Houston								
Felony	274	306	425	0%	17%	65%	5%	12%
Misdemeanor	2	2	2	0%	0%	100%	0%	0%
Traffic	0	0	0	0%	0%	0%	0%	0%
Total Criminal	276	308	427	0%	17%	65%	5%	12%
Lookout Mountain								
Felony	597	621	669	0%	49%	43%	1%	7%
Misdemeanor	981	981	1080	28%	41%	30%	< 1%	1%
Traffic	183	183	186	20%	41%	38%	< 1%	1%
Total Criminal	1761	1785	1935	18%	44%	35%	< 1%	3%
Macon								
Felony	1056	1242	1683	0%	40%	55%	< 1%	5%
Misdemeanor	168	174	192	0%	38%	59%	0%	3%
Traffic	51	51	54	0%	74%	26%	1%	0%
Total Criminal	1275	1467	1929	0%	41%	54%	< 1%	5%
Middle								
Felony	372	480	592	0%	20%	73%	1%	5%
Misdemeanor	2	4	8	0%	12%	88%	0%	0%
Traffic	2	2	6	0%	0%	83%	17%	0%
Total Criminal	376	486	606	0%	20%	74%	1%	5%

TABLE III-5 (cont'd.)

Judicial Circuit/Case Type	Total Number Dockets <sup>2</sup> Disposed	Total Number Defendants <sup>3</sup> Disposed	Total Number Counts <sup>4</sup> Disposed	Percent <sup>5</sup> of Counts Disposed By:				
				Cash Bond <sup>6</sup>	Non- Adjudicated <sup>7</sup>	Non- Trial <sup>8</sup>	Non- Jury Trial <sup>9</sup>	Jury Trial <sup>10</sup>
Mountain								
Felony	152	193	291	0%	36%	56%	0%	8%
Misdemeanor	185	199	296	16%	19%	65%	0%	< 1%
Traffic	85	85	138	9%	13%	78%	0%	< 1%
Total Criminal	422	477	725	8%	25%	63%	0%	4%
Northeastern								
Felony	434	506	652	0%	23%	64%	0%	13%
Misdemeanor	370	376	386	23%	25%	49%	0%	3%
Traffic	538	538	552	6%	10%	83%	< 1%	1%
Total Criminal	1342	1420	1590	7%	19%	67%	< 1%	6%
Northern								
Felony	246	296	388	0%	17%	79%	< 1%	4%
Misdemeanor	610	676	798	0%	44%	54%	2%	< 1%
Traffic	148	152	228	0%	22%	77%	0%	0%
Total Criminal	1004	1124	1414	0%	33%	64%	1%	1%
Ocmulgee								
Felony	687	801	975	0%	20%	72%	1%	7%
Misdemeanor	948	993	1074	18%	21%	59%	0%	2%
Traffic	219	219	273	59%	13%	26%	0%	2%
Total Criminal	1854	2013	2322	15%	20%	61%	< 1%	4%
Oconee								
Felony	356	396	476	0%	18%	75%	4%	3%
Misdemeanor	620	638	770	20%	19%	54%	6%	1%
Traffic	356	356	490	50%	7%	40%	3%	0%
Total Criminal	1332	1390	1736	23%	15%	56%	5%	1%
Ogeechee								
Felony	328	358	404	0%	17%	59%	18%	6%
Misdemeanor	34	42	46	0%	11%	54%	24%	9%
Traffic	28	42	56	0%	2%	75%	21%	2%
Total Criminal	390	442	506	0%	14%	61%	19%	6%

TABLE III-5 (cont'd.)

Judicial Circuit/Case Type	Total Number Dockets <sup>2</sup> Disposed	Total Number Defendants <sup>3</sup> Disposed	Total Number Counts <sup>4</sup> Disposed	Percent <sup>5</sup> of Counts Disposed By:				
				Cash <sup>6</sup> Bond	Non- Adjudicated <sup>7</sup>	Non- Trial <sup>8</sup>	Non- Jury Trial <sup>9</sup>	Jury <sup>10</sup> Trial
Pataula								
Felony	312	314	316	0%	16%	69%	< 1%	15%
Misdemeanor	365	365	368	2%	18%	74%	< 1%	4%
Traffic	29	29	29	0%	21%	79%	0%	0%
Total Criminal	706	708	713	1%	17%	72%	< 1%	9%
Piedmont								
Felony	156	194	240	0%	30%	56%	0%	14%
Misdemeanor	260	263	289	32%	17%	51%	0%	0%
Traffic	368	368	383	6%	59%	34%	0%	0%
Total Criminal	784	825	912	25%	16%	56%	0%	4%
Rome								
Felony	342	356	590	0%	17%	45%	21%	17%
Misdemeanor	1814	1816	2158	27%	33%	30%	6%	3%
Traffic	116	116	184	< 1%	27%	54%	9%	9%
Total Criminal	2272	2288	2932	20%	29%	35%	9%	6%
South Georgia								
Felony	580	580	580	0%	15%	80%	0%	4%
Misdemeanor	160	160	160	0%	27%	72%	0%	1%
Traffic	24	24	24	0%	4%	96%	0%	0%
Total Criminal	764	764	764	0%	17%	79%	0%	4%
Southern								
Felony	582	612	873	0%	27%	60%	< 1%	12%
Misdemeanor	315	351	423	< 1%	59%	39%	1%	1%
Traffic	6	9	9	0%	50%	50%	0%	0%
Total Criminal	903	972	1305	< 1%	38%	53%	< 1%	8%
Southwestern								
Felony	209	247	293	0%	2%	87%	7%	4%
Misdemeanor	56	59	69	1%	3%	72%	16%	7%
Traffic	2	2	4	0%	75%	0%	0%	25%
Total Criminal	267	308	366	< 1%	3%	83%	9%	5%



TABLE III-5 (cont'd.)

Judicial Circuit/Case Type	Total Number Dockets <sup>2</sup> Disposed	Total Number Defendants <sup>3</sup> Disposed	Total Number Counts <sup>4</sup> Disposed	Percent <sup>5</sup> of Counts Disposed By:				
				Cash <sup>6</sup> Bond	Non- Adjudicated <sup>7</sup>	Non- Trial <sup>8</sup>	Non- Jury Trial <sup>9</sup>	Jury <sup>10</sup> Trial
Stone Mountain								
Felony	1701	1834	2401	0%	24%	75%	< 1%	1%
Misdemeanor	49	161	203	0%	10%	88%	< 1%	2%
Traffic	21	21	35	0%	44%	52%	2%	2%
Total Criminal	1771	2016	2639	0%	23%	75%	< 1%	1%
Tallapoosa								
Felony	555	735	1029	0%	55%	19%	21%	5%
Misdemeanor	885	948	1149	24%	43%	17%	15%	1%
Traffic	459	462	771	33%	32%	23%	12%	0%
Total Criminal	1899	2145	2949	18%	44%	19%	16%	2%
Tifton								
Felony	168	208	250	0%	19%	70%	0%	10%
Misdemeanor	170	177	179	0%	66%	34%	0%	< 1%
Traffic	17	17	17	12%	59%	29%	0%	0%
Total Criminal	355	402	446	< 1%	39%	54%	0%	6%
Toombs								
Felony	252	278	375	0%	35%	54%	4%	7%
Misdemeanor	638	652	684	12%	48%	34%	4%	2%
Traffic	805	806	925	79%	9%	12%	< 1%	< 1%
Total Criminal	1695	1736	1984	41%	27%	27%	2%	2%
Waycross								
Felony	354	400	642	0%	9%	82%	< 2%	7%
Misdemeanor	340	344	426	49%	18%	32%	< 1%	< 1%
Traffic	286	286	288	98%	0%	1%	< 1%	0%
Total Criminal	980	1030	1356	36%	10%	49%	1%	3%
Western								
Felony	568	582	690	0%	34%	55%	< 1%	11%
Misdemeanor	168	170	192	0%	20%	61%	3%	15%
Traffic	42	42	72	0%	22%	64%	0%	14%
Total Criminal	778	794	954	0%	30%	57%	1%	12%

TABLE III-5 (cont'd.)

NOTE: < Denotes "Less Than" and > Denotes "More Than".

- <sup>1</sup> The basic unit of a Criminal Case is an indictment or accusation. The derivatives of this unit are docket entries, defendants and counts. Docket entries are defined to correspond with indictments or accusations. Defendants are defined as the number of defendants listed on separate indictments or accusations, and counts are defined as the aggregate number of charges against each defendant listed on this charging document. An indictment filed against one defendant charged with one count would be counted as one docket entry, one defendant and one count. An indictment filed against two defendants with two charges against each of them would be counted as one docket entry, two defendants and four counts.
- <sup>2</sup> Criminal docket entries are considered disposed only when all counts against all defendants listed on the docket entry are completely disposed.
- <sup>3</sup> Criminal defendants are not considered disposed until all counts against the defendant are completely disposed.
- <sup>4</sup> Criminal counts are collected individually and each disposed count is recorded appropriately.
- <sup>5</sup> Percent figures reflect percent of counts disposed by each method. Reported percent figures are rounded to the nearest whole number. Therefore, percent figures in the four right hand columns will add on each horizontal line to a sum between 99 and 101.
- <sup>6</sup> In certain cases, the forfeiture of a bond is accepted by the court as a form of disposition and thereby terminates the case. This occurs more frequently for traffic cases and often for some minor misdemeanor. Cash bonds should not be confused with "Recognizance Bond Forfeitures" where the court issues a bench warrant on the defendant.
- <sup>7</sup> Non-Adjudicated denotes disposition By:
  - Dead Docket - Counts placed on the dead docket, either as indicated on the docket or by an order filed with the original case, are those in which all prosecutorial and judicial involvement in the case was discontinued. Counts placed on the dead docket may be reopened at a later time.
  - Nolle Prosequi - In practice, a "Nol Pros" is a formal entry on the record by the prosecutor in which he declares he will no further prosecute the case. This action must be initiated by the prosecutor and accepted by the court.
  - Dismissal - A dismissal is an order or judgment finally disposing of an action by sending it out of court without a trial of the issues involved. A dismissal is initiated by the judge.
- <sup>8</sup> A Non-Trial judgment is a disposition of a count prior to the case going to trial (exclusive of Dead Docket, Nolle Prosequi and dismissal or Cash Bond dispositions). The vast majority of Non-Trial judgments are guilty pleas. Also included in this category are cases where the defendant was extradited, deceased, or declared insane and unable to stand trial.
- <sup>9</sup> A Non-Jury Trial disposition occurs when a count goes to full trial on the issues before a judge without a jury and final judgment is reached by the judge.
- <sup>10</sup> A Jury Trial disposition occurs when a case is heard by a jury and terminated by a jury verdict.

TABLE III-6  
FISCAL YEAR 1979 DISPOSITIONS AS A PERCENT<sup>1</sup> OF FILINGS  
BY JUDICIAL CIRCUIT AND GENERAL TYPE OF CASE  
SUPERIOR COURTS

SOURCE: ADMINISTRATIVE OFFICE OF THE COURTS, 1979

Judicial Circuit	Percent Criminal Filings Disposed	Percent Civil Filings Disposed	Percent Juvenile Filings Disposed	Percent Total Filings Disposed
Alapaha	85%	69%	100%	83%
Alcovy	81%	85%	N/A	84%
Atlanta	100%	91%	N/A	94%
Atlantic	94%	102%	97%	98%
Augusta	99%	81%	85%	84%
Blue Ridge	97%	98%	N/A	98%
Brunswick	78%	79%	N/A	79%
Chattahoochee	108%	59%	128%	77%
Cherokee	106%	96%	N/A	104%
Clayton	88%	102%	N/A	100%
Cobb	109%	88%	N/A	93%
Conasauga	93%	96%	96%	95%
Cordele	99%	93%	101%	96%
Coweta	100%	80%	111%	84%
Dougherty	97%	97%	N/A	97%
Dublin	120%	70%	92%	81%
Eastern	100%	80%	N/A	86%
Flint	111%	85%	75%	92%
Griffin	90%	87%	N/A	88%
Gwinnett	85%	95%	N/A	93%
Houston	98%	88%	N/A	90%
Lookout Mountain	91%	88%	67%	89%
Macon	93%	85%	58%	87%
Middle	88%	78%	97%	83%
Mountain	97%	104%	95%	102%
Northeastern	93%	107%	112%	102%
Northern	97%	87%	99%	92%
Ocmulgee	91%	80%	95%	87%
Oconee	101%	89%	94%	94%
Ogeechee	102%	90%	95%	92%
Pataula	83%	102%	82%	93%
Piedmont	101%	107%	N/A	104%
Rome	100%	89%	N/A	94%
South Georgia	91%	107%	81%	100%
Southern	89%	82%	122%	84%
Southwestern	122%	98%	59%	98%
Stone Mountain	90%	101%	N/A	99%
Tallapoosa	102%	65%	63%	77%
Tifton	68%	84%	97%	82%
Toombs	85%	77%	99%	85%
Waycross	89%	79%	101%	84%
Western	115%	95%	131%	102%
CIRCUIT AVERAGE	96%	88%	60%	91%

TABLE III-6 (cont'd.)

N/A Denotes "Not Applicable"

<sup>1</sup>Percent figures are rounded to the nearest whole number. These figures may exceed 100 percent due to carryover of filings from previous years which were disposed of during Fiscal Year 1979.

<sup>2</sup>Criminal filings are considered disposed only when all counts against all defendants listed on the docket entry are completely disposed.

<sup>3</sup>A civil case must be closed to all parties and all claims to be considered as disposed.

<sup>4</sup>An N/A reported in this column indicates that, in the circuit it is reported for, superior courts do not hear juvenile cases. A percentage figure reported in this column indicates that, in the circuit it is reported for, superior court judges hear juvenile cases and have no assistance from juvenile court judges.

Juvenile dispositions are aggregate numbers of children for which all charges stated in the petition or complaint have been processed by the court.

## STATE COURTS

In 1970, action was taken by the General Assembly to unify a group of courts of similar jurisdiction. Originally many of these courts were created as city courts by local legislation to relieve the caseload pressures of a particular superior court. They were not created statewide, but these courts are of countywide jurisdiction and share concurrent subject matter jurisdiction with the superior court in most civil and in misdemeanor cases. There is no uniformity of jurisdiction of these courts in *ex delicto* (tort) actions. The local act creating each court controls the extent of jurisdiction (usually a specified dollar claim amount). These courts have no exclusive jurisdiction and generally no appellate jurisdiction.

Legal authority for the state courts is designated in Title 24-21a of the Georgia Code Annotated.

The qualifications for judges and solicitors are set out in Title 24-2111a of the Georgia Code Annotated, which states that the title was not intended to repeal any local act, but that it should be controlling in case of conflict. Under the title judges and solicitors must meet two minimum qualifications: membership in the State Bar of Georgia and an active practice of law for at least three years. (Local acts could require other qualifications.) Solicitors who serve the state courts as prosecuting officials provide essentially the same functions as do district attorneys in the superior courts. Judges and solicitors of the state courts are elected by the voters of the county in which the court is located. The majority of state courts are served by part-time judges and part-time solicitors.

The state courts exercise jurisdiction within the 61 counties in which they are located concurrent with the superior courts of such counties, except for jurisdiction in those matters vested exclusively in the superior courts, and various other limitations. (There will be one less state court as of January 1, 1981, when the State Court of Laurens County will cease to exist.) There are 3 county courts with partial state court jurisdiction. State court judges can hear and dispose of all civil cases and proceedings of whatever nature, whether these arise *ex contractu* or *ex delicto*. The state courts have criminal jurisdiction over all misdemeanor cases, but *not* over felony cases. The defendant in criminal proceedings in state court does not have the right to indictment by the grand jury of the county. Criminal cases may be bound over to the state court after preliminary hearing in any of the lower courts within the county.

Petitioners in state courts have the right of direct review by the court of appeals and the supreme court through legislation enacted in 1970 which designated state courts as falling under "other like courts," a reference from the judicial article of the constitution. The state courts are courts below the level of, and have specified concurrent jurisdiction with, the superior courts.

State courts, solicitors of the state courts, clerks of the court and other supporting staff are funded through separate local county appropriation.

TABLE III-7  
JUDICIAL CIRCUIT, PERSONNEL BY COUNTY OF STATE COURT  
STATE COURTS

SOURCES: ADMINISTRATIVE OFFICE OF THE COURTS, 1979, AND PROSECUTING ATTORNEYS' COUNCIL, 1979

County of State Court <sup>1</sup>	Judicial Circuit <sup>2</sup>	Number of Full-Time Judges	Number of Part-Time Judges	Number of Full-Time Solicitors <sup>3</sup>	Number Part-Time Solicitors	Number of Full-Time Asst. Solicitors	Number of Part-Time Asst. Solicitors	Number of Investigators
Appling	Brunswick	0	1	0	1	0	0	0
Baldwin <sup>4</sup>	Ocmulgee	0	1	0	1	0	0	0
Bibb	Macon	1	0	1	0	0	1	0
Bryan	Atlantic	0	1	0	1	0	0	0
Bulloch	Ogeechee	0	1	0	1	0	0	0
Burke	Augusta	0	1	0	1	0	0	0
Candler	Middle	0	1	0	1	0	0	0
Carroll	Coweta	0	1	0	1	0	0	0
Chatham	Eastern	2	0	0 <sup>6</sup>	0	0	0	0
Cherokee/Forsyth <sup>5</sup>	Blue Ridge	0	1	1	0	0	0	0
Clarke	Western	0	1	0	1	0	0	0
Clayton	Clayton	2	0	0	1	0	0	0
Clinch	Alapaha	0	1	0	1	0	0	0
Cobb	Cobb	4	0	1	0	8	0	4
Coffee	Waycross	0	1	0	1	0	0	0
Colquitt	Southern	0	1	0	1	0	0	0
Coweta	Coweta	0	1	0	1	0	0	0
Decatur	South Georgia	0	1	0	1	0	0	0
DeKalb	Stone Mountain	3	0	1	0	4	0	4
Dougherty	Dougherty	3	0	0	1	0	0	0
Early	Pataula	0	1	0	1	0	0	0
Echols <sup>4</sup>	Southern	0	1 <sup>7</sup>	0	0	0	0	0
Effingham	Ogeechee	0	1	0	1	0	0	0

**CONTINUED**

**2 OF 5**

TABLE III-7 (cont'd.)

County of State Court <sup>1</sup>	Judicial Circuit <sup>2</sup>	Number of Full-Time Judges	Number of Part-Time Judges	Number of Full-Time Solicitors <sup>3</sup>	Number of Part-Time Solicitors	Number of Full-Time Asst. Solicitors	Number of Part-Time Asst. Solicitors	Number of Investigators
Elbert	Northern	0	1	0	1	0	0	0
Emanuel	Middle	1	0	0	1	0	0	0
Evans	Atlantic	0	1	0	1	0	0	0
Fulton	Atlanta	8	0	1	0	12	0	7
Glynn	Brunswick	1	0	0	1	0	0	0
Grady	South Georgia	0	1	0	1	0	0	0
Gwinnett	Gwinnett	1	0	1	0	0	0	0
Habersham	Mountain	0	1	0	1	0	0	0
Hall	Northeastern	1	0	0	1	0	0	0
Houston	Houston	1	0	0	1	0	0	0
Jackson	Piedmont	0	1	0	1	0	0	0
Jefferson	Middle	0	1	0	1	0	0	0
Jenkins	Ogeechee	0	1	0	1	0	0	0
Johnson	Dublin	0	1	0	1	0	0	0
Laurens	Dublin	0	1	0	1	0	0	0
Liberty	Atlantic	0	1	0	1	0	0	0
Long	Atlantic	0	1	0	1	0	0	0
Lowndes	Southern	0	1	0	1	0	0	0
Macon	Southwestern	0	1	0	1	0	0	0
Miller	Pataula	0	1	0	1	0	0	0
Mitchell	South Georgia	0	1	0	1	0	0	0
Muscogee	Chattahoochee	1	0	1	0	1	0	4
Pierce	Waycross	0	1	0	1	0	0	0

TABLE III-8  
MANPOWER PROFILE  
STATE COURTS PERSONNEL

SOURCES: ADMINISTRATIVE OFFICE OF THE COURTS, 1979, AND PROSECUTING ATTORNEYS COUNCIL, 1979

Position Title	Number	Entry Level Requirements	Method of Selection	Average Educational Level	Training Requirements	Average Length of Service	Annual Salary
Full-Time Judges	32	Membership in State Bar; Practiced Law for 3 Years	Most Judges are Elected by County Voters	19 Years	None	N/A	Range from \$15,000 to \$42,000 Average Salary = \$33,555
Part-Time Judges	48	Membership in State Bar; Practiced Law for 3 Years	Most Judges are Elected by County Voters	19 Years	None	N/A	Range from \$2400 to \$19,260 Average Salary = \$8680
Full-Time Solicitors	7	Membership in State Bar; Practiced Law for 3 Years	Most Solicitors are Elected by County Voters	19 Years	None	N/A	N/A
Part-Time Solicitors	55	Membership in State Bar; Practiced Law for 3 Years	Most Solicitors are Elected by County Voters	19 Years	None	N/A	N/A
Full-Time Assistant Solicitors	25	Membership in State Bar	Appointed by Solicitors	19 Years	None	N/A	N/A
Part-Time Assistant Solicitors	2	Membership in State Bar	Appointed by Solicitors	19 Years	None	N/A	N/A
Investigators	19	Varies	Appointed by Solicitors	N/A	P.O.S.T. Certification for Most	N/A	N/A

N/A Denotes Not Available.  
1 Generally required to exercise arrest powers.



TABLE III-9  
FISCAL YEAR 1979 STATE COURT TOTAL FILINGS<sup>1</sup> AND PERCENT<sup>2</sup>  
OF FILINGS BY TYPE  
STATE COURTS.

SOURCE: ADMINISTRATIVE OFFICE OF THE COURTS, 1979

County of State Court <sup>3</sup>	Total Number Filings	Percent Misdemeanor <sup>4</sup>	Percent Traffic <sup>5</sup>	Percent General Civil <sup>6</sup>	Percent Independent Motions <sup>7</sup>
Appling	1,051	19%	79%	2%	< 1%
Baldwin <sup>8</sup>	4,514	39%	61%	< 1%	0%
Bibb	6,520	54%	36%	9%	2%
Bryan	3,882	3%	95%	1%	< 1%
Bulloch	5,480	18%	76%	4%	2%
Burke	3,091	9%	87%	2%	2%
Candler	2,122	4%	95%	1%	< 1%
Carroll	5,490	19%	67%	11%	3%
Chatham	8,193	27%	19%	37%	18%
Cherokee/Forsyth <sup>9</sup>	8,984	23%	66%	9%	2%
Clarke	816	44%	23%	21%	12%
Clayton	19,771	16%	58%	21%	6%
Clinch	1,184	15%	85%	< 1%	< 1%
Cobb	37,987	16%	57%	18%	9%
Coffee	3,150	29%	68%	2%	< 1%
Colquitt	2,661	31%	66%	2%	< 1%
Coweta	7,381	20%	73%	6%	2%
Decatur	2,772	32%	67%	< 1%	< 1%
DeKalb	-	NO DATA AVAILABLE			-
Dougherty	12,428	31%	37%	11%	20%
Early	941	36%	61%	3%	< 1%
Echols <sup>8</sup>	393	4%	96%	0%	0%
Effingham	1,791	0%	96%	4%	< 1%
Elbert	1,224	30%	66%	2%	2%
Emanuel	3,827	20%	78%	2%	< 1%
Evans	942	1%	91%	3%	5%
Fulton	103,843	8%	16%	42%	35%
Glynn	12,748	15%	65%	10%	11%
Grady	1,951	15%	83%	1%	< 1%
Gwinnett	6,847	38%	11%	37%	15%
Habersham	1,927	42%	52%	4%	2%
Hall	9,536	26%	64%	8%	3%
Houston	10,001	19%	70%	8%	3%
Jackson	4,451	8%	87%	3%	2%
Jefferson	2,542	19%	79%	2%	1%
Jenkins	604	17%	77%	4%	1%
Johnson	243	7%	87%	4%	2%
Laurens	8,233	4%	92%	3%	1%
Liberty	12,641	8%	91%	< 1%	< 1%
Long	1,507	4%	95%	< 1%	< 1%

TABLE III-9 (cont'd.)

County of State Court <sup>3</sup>	Total Number Filings	Percent Misdemeanor <sup>4</sup>	Percent Traffic <sup>5</sup>	Percent General Civil <sup>6</sup>	Percent Independent Motions <sup>7</sup>
Lowndes	14,112	14%	85%	< 1%	< 1%
Macon	1,177	15%	78%	5%	2%
Miller	796	12%	87%	< 1%	< 1%
Mitchell	1,580	24%	75%	< 1%	< 1%
Muscogee	10,043	45%	48%	7%	< 1%
Pierce	1,309	21%	77%	2%	< 1%
Polk	2,244	9%	76%	12%	3%
Putnam <sup>8</sup>	1,746	15%	85%	0%	0%
Richmond	19,987	33%	66%	< 1%	< 1%
Screven	1,987	9%	89%	1%	< 1%
Spalding	3,760	23%	75%	2%	< 1%
Stephens	1,171	28%	66%	4%	2%
Sumter	2,618	33%	57%	4%	6%
Tattnall	2,199	7%	91%	2%	< 1%
Thomas	2,663	13%	84%	2%	< 1%
Tift	9,495	12%	86%	2%	< 1%
Toombs	2,057	37%	61%	1%	< 1%
Treutlen	2,299	7%	92%	< 1%	< 1%
Troup	2,930	39%	53%	5%	3%
Walker	2,524	27%	70%	2%	1%
Ware	3,375	34%	59%	6%	1%
Washington	943	60%	39%	< 1%	< 1%
Wayne	1,424	24%	71%	4%	< 1%
Worth	2,190	19%	81%	< 1%	0%
Total	418,308	18%	53%	17%	12%

< Denotes "Less Than" and > Denotes "More Than"

<sup>1</sup> Filings refer to the number of actions initiated, as opposed to the number disposed or remaining open.

<sup>2</sup> Percent figures are rounded to the nearest whole number. Therefore, figures in the 4 right hand columns will add to a sum between 99 and 101 on each horizontal line.

<sup>3</sup> Denotes County in which State Court is located.

<sup>4</sup> Misdemeanors are generally any crimes other than felonies, punishable by 12 months or less imprisonment and/or a fine. Misdemeanors referred to here are non-traffic misdemeanors.

<sup>5</sup> Includes violations of motor vehicle laws except violations of motor vehicle laws which may be punishable as a felony.

<sup>6</sup> All original civil cases such as torts, contracts, complaints in equity and land condemnation; does not include domestic relations cases.

<sup>7</sup> Generally, independent motions are those actions, such as post judgment contempt and modifications, that occur after a final judgment or verdict has been issued. Certain original actions, such as dispossessory warrants and foreclosures, that are thought to consume less judge time than the domestic relations or general civil case types and are considered to be routine proceedings are also placed in this category.

<sup>8</sup> Denotes County Court with partial State Court jurisdiction.

<sup>9</sup> A single State Court serves both Cherokee and Forsyth Counties.

TABLE III-10  
FISCAL YEAR 1979 DISPOSITIONS AS A PERCENT<sup>1</sup> OF FILINGS BY CASE TYPE  
STATE COURTS

SOURCE: ADMINISTRATIVE OFFICE OF THE COURTS, 1979

County of State Court <sup>2</sup>	Percent Misdemeanors <sup>3</sup> Disposed	Percent Traffic <sup>3</sup> Disposed	Percent General Civil <sup>4</sup> Disposed	Percent Independent Motions <sup>4</sup> Disposed	Percent Total Filings Disposed
Appling	208%	116%	24%	67%	132%
Baldwin <sup>5</sup>	> 99%	> 99%	100%	100%	> 99%
Bibb	95%	94%	101%	80%	95%
Bryan	100%	100%	28%	23%	99%
Bulloch	101%	95%	60%	76%	94%
Burke	100%	100%	65%	84%	99%
Candler	91%	89%	83%	67%	89%
Carroll	77%	89%	83%	23%	84%
Chatham	96%	96%	62%	55%	76%
Cherokee/Forsyth <sup>6</sup>	92%	96%	82%	63%	94%
Clarke	73%	70%	92%	126%	82%
Clayton	92%	94%	70%	51%	86%
Clinch	100%	100%	100%	100%	100%
Cobb	78%	97%	76%	80%	89%
Coffee	66%	88%	76%	55%	81%
Colquitt	94%	101%	49%	33%	97%
Coweta	107%	86%	92%	33%	89%
Decatur	118%	95%	40%	83%	109%
DeKalb	-	NO DATA AVAILABLE			-
Dougherty	85%	83%	89%	77%	83%
Early	121%	136%	108%	50%	130%
Echols <sup>5</sup>	100%	100%	100%	100%	100%
Effingham	100%	96%	67%	57%	95%
Elbert	109%	> 100%	77%	88%	102%
Emanuel	75%	90%	61%	42%	86%
Evans	50%	98%	78%	76%	96%
Fulton	102%	99%	112%	108%	108%
Glynn	95%	87%	84%	92%	87%
Grady	93%	109%	118%	33%	106%
Gwinnett	87%	112%	75%	79%	84%
Habersham	91%	100%	98%	81%	96%
Hall	84%	94%	91%	88%	91%
Houston	82%	83%	73%	78%	82%
Jackson	102%	90%	68%	63%	90%
Jefferson	101%	> 100%	91%	63%	> 99%
Jenkins	153%	101%	77%	67%	108%
Johnson	113%	140%	82%	25%	134%
Laurens	68%	95%	75%	14%	92%

TABLE III-10 (cont'd.)

County of State Court <sup>2</sup>	Percent Misdemeanors <sup>3</sup> Disposed	Percent Traffic <sup>3</sup> Disposed	Percent General Civil <sup>4</sup> Disposed	Percent Independent Motions <sup>4</sup> Disposed	Percent Total Filings Disposed
Liberty	94%	> 100%	61%	33%	> 99%
Long	110%	> 100%	100%	100%	> 100%
Lowndes	87%	98%	72%	57%	96%
Macon	77%	114%	89%	108%	107%
Miller	106%	> 99%	75%	40%	> 100%
Mitchell	84%	99%	40%	17%	95%
Muscogee	109%	109%	49%	29%	104%
Pierce	79%	94%	72%	60%	90%
Polk	59%	92%	76%	32%	86%
Putnam <sup>5</sup>	100%	100%	100%	100%	100%
Richmond	69%	85%	62%	100%	79%
Screven	87%	99%	141%	50%	99%
Spalding	84%	90%	57%	50%	88%
Stephens	54%	94%	104%	62%	82%
Sumter	77%	96%	96%	37%	86%
Tattnall	96%	103%	67%	71%	102%
Thomas	100%	100%	26%	73%	98%
Tift	82%	108%	93%	44%	104%
Toombs	81%	74%	64%	57%	76%
Treutlen	80%	85%	82%	14%	84%
Troup	99%	102%	55%	24%	96%
Walker	88%	102%	76%	52%	97%
Ware	92%	93%	103%	69%	93%
Washington	90%	99%	125%	33%	93%
Wayne	91%	105%	59%	75%	> 99%
Worth	31%	91%	109%	100%	80%
Total	90%	96%	98%	98%	95%

< Denotes "Less Than" and > Denotes "More Than".

<sup>1</sup>Percent figures are rounded to the nearest whole number. These figures may exceed 100 percent due to carryover of filings from previous years which were disposed of during Fiscal Year 1979.

<sup>2</sup>Denotes county in which State Court is located.

<sup>3</sup>Misdemeanor and traffic filings are considered disposed when all counts against all defendants listed on the docket entry are completely disposed.

<sup>4</sup>General civil cases and independent motions must be closed to all parties and all claims to be considered as disposed.

<sup>5</sup>Denotes county court with partial State Court jurisdiction.

<sup>6</sup>A single State Court serves both Cherokee and Forsyth Counties.

**OTHER COURTS**

## PROBATE COURTS

Until 1974 the probate court was known as the court of the ordinary. It is one of the oldest courts in Georgia, with the judge serving traditionally in a dual capacity as both administrative officer of the county and as the presiding officer of the probate court. However, many of the administrative duties of the probate judge have, through the years, been delegated to other officers or groups of persons in the various counties.

There are 159 probate courts, one in each county of the state. A probate judge is elected for a term of four years. Qualification requirements vary according to population: in counties of less than 100,000, one must be a citizen, 21 years old, and a qualified voter; with more than 100,000, the judge is generally required to be 30 years old and have practiced law for three years or served as clerk of the probate court; in counties with populations of more than 196,000, the judge must have served as a clerk of the probate court continuously and uninterrupted for five years immediately prior to his election. The judge may not engage in the practice of law.

The legal authority for probate courts is contained in Title 2-35 of the Georgia Code Annotated.

The State Constitution specifically gives jurisdiction to the probate courts to try misdemeanor cases arising under the Georgia State Highway Patrol Act of 1937. But they do not have this jurisdiction if there is a state court. In addition, probate courts have jurisdiction to try violations of state game and fish laws. Other matters within the jurisdiction of the court are probate of wills, granting letters of administration in intestate estates, and general supervision of administrators and executors; granting letters of guardianship and general supervision of guardianship relating to insane persons and lunacy proceedings; and habeas corpus except in capital felonies when the prisoner is held for extradition.

During the general election of 1974, Georgia voters changed the name of the court of the ordinary to the probate court, but the duties and functions of the court were not altered.

Review of decisions of the probate courts is generally by appeal or writ of certiorari to the superior court. In cases of probate of wills, granting of letters testamentary, and of administration, review is by appeal only to the superior court.

Probate court operation costs are paid by appropriation of the local governing body or through the collection of fees.

## SMALL CLAIMS COURTS

Since 1957 small claims courts have been created by legislative enactments, either under local legislation or general acts setting out a county population bracket; therefore, there is not a small claims court in every county. As of May 1, 1979, there were 90 small claims courts created by the General Assembly. In its 1980 session, the General Assembly created seven additional small claims courts. The legal authority for these courts is found in the individual acts of local legislation creating the courts.

The selection and qualification of the judges of the small claims courts are varied, but it is generally required that the judge be a resident of the county and over 21 years of age. In some counties there is also an educational level requirement. The judge may be elected or appointed. Appointment is by the governor, the senior superior court judge in the county, the grand jury, or the board of county commissioners, as set forth in the act establishing the court. The great majority of small claims court judges are compensated by fees for their services, but in a small number of counties a specific salary is designated and paid for by the county.

There is little uniformity in the jurisdiction of these courts. Each has county-wide jurisdiction. Civil jurisdiction is generally limited to *ex contractu* actions, civil actions at law, and garnishment and attachment actions. There is also a jurisdictional amount which ranges between \$400 and \$5,000; in the majority of the courts, the principal amount claimed cannot exceed \$1,500. Small claims courts also exercise criminal jurisdiction in that they may conduct preliminary hearings on criminal offenses.

Appeals from small claims courts are to the superior court as provided by specific local legislation. Otherwise a writ of certiorari may be brought to the superior court.

Nearly every small claims court judge is also given justice of the peace authority by the act which establishes the court. Under the requirements of an act passed by the General Assembly in 1980, small claims court judges who are not practicing attorneys must receive the same training from the Georgia Justice Courts Training Council that justices of the peace are required to receive.

Funds for operation of the small claims court are derived from local governments and from costs paid by the litigants in the court.

## COURTS OF INCORPORATED MUNICIPALITIES

Courts of incorporated municipalities are established by the General Assembly through acts of local application, normally the granting of a city charter. Such local courts may be designated in city charters as police courts, mayor's courts, recorder's courts, municipal courts (not to be confused with the countywide municipal courts in Savannah and Columbus), and criminal or city courts.

Of the approximately 575 incorporated cities and towns in Georgia, currently about 385 have active local courts. Of these, 254 are recorder's, municipal, city or criminal courts, and 131 are mayor's courts in which the mayor presides as judge. With the exception of Echols and Lumpkin counties, there is at least one incorporated municipality in each of the 159 counties which has an active local court.

Generally, the judge of a local court will be appointed by, and serve at the pleasure of, the city council. In a mayor's court the mayor will preside as judge by virtue of his office; however, Title 69-704.1 of the Georgia Code Annotated provides for the appointment of a judge to serve in lieu of the mayor even if the charter should be silent or insufficient.

Because of the diversity in the size and composition of the municipalities served by local courts, the amount of compensation varies widely. For instance, mayors serving as judges are normally not compensated separately for their judicial responsibilities. Compensation for other judges is normally by salary; however, some local courts compensate judges through fees.

Qualifications for local court judges will vary by court depending upon the provisions of local legislation relating to the municipality. While some city charters are silent regarding qualifications, residency and age requirements are commonly specified. Only a few city charters require a judge to be a member of the bar or have any type of legal experience.

The legislation establishing a local court normally limits court jurisdiction to violation of municipal ordinances enacted by the local governing body. These normally include traffic offenses, especially when the municipality has adopted the State Uniform Rules of the Road as a local ordinance.

The judge of a local court is vested with the same authority in criminal cases as justices of the peace, and, therefore, may issue criminal warrants and hold preliminary hearings. Such courts, however, have no jurisdiction to try offenses against the state.

The right of appeal is generally provided in the city charter, which normally specifies review by writ of certiorari to the superior court. Many charters, however, provide that the first route of appeal is through the mayor and city council.

Costs of these courts are borne either by the local government or through the collection of fines or fees. The procedure differs widely throughout the state.

## JUSTICE OF THE PEACE COURTS

The office of the justice of the peace was first adopted in North America during colonial times when the strength of the English system of government was declining. In 1732, when the justice court was established in Georgia, justices were called "Conservators of the Peace." When Georgia became a royal colony in 1752, separate civil and criminal justice courts were created by the royal government of the colony. The justice courts, called "Courts of Conscience," were retained after the Revolutionary War even though the superior court or circuit court system was established at that time. The scope of the duties and responsibilities of the office were further defined in six constitutional revisions between the years 1789 and 1877. The body of law relating to justices of the peace has remained virtually unchanged since that time.

The Georgia Constitution of 1945 provides for two justices in each militia district. One justice is to be elected by local voters. The second is designated as a commissioned notary public and is appointed ex-officio justice of the peace by the superior court judge in the circuit encompassing the district. Militia district boundaries, which are sometimes designated voting districts, are arbitrary divisions of the county and must contain at least 100 males over 21 years of age, liable for militia duty.

Justices of the peace are elected by the voters of militia districts to serve four-year terms. Both elected and appointed justices of the peace must meet certain eligibility requirements: They must be qualified to vote for members of the General Assembly in the county containing the district which the candidate serves, be a resident of the district for three months prior to election or appointment, and not be otherwise disqualified.

Legal authority for justices of the peace is designated in Title 2-36 of the Georgia Code Annotated.

The General Assembly may abolish justices of the peace and notary public justice of the peace courts in cities over 20,000 inhabitants, or in counties which contain cities of that size, and may establish courts necessary to replace the justice of the peace courts.

Legislation in 1978 required that, as of July 1, 1979, justices of the peace must complete certain training to be certified by the Georgia Justice Courts Training Council and file this certification with the probate judge. Only justices of the peace so certified may charge the fees authorized by law for their services.

As of 1979, there were approximately 1,540 active justices of the peace. Of that number, 435 were certified by the Georgia Justice Courts Training Council to perform duties as justice of the peace and to collect fees.

The State Constitution prescribes the civil jurisdictions of justices of the peace as having jurisdiction in all civil cases arising *ex contractu* and in cases of injury or damage to and conversion of personal property, when the principal sum does not exceed \$200. In some militia districts, the jurisdictional amount has been increased through local legislation. Justices of the peace have criminal jurisdiction for issuing arrest warrants and for conducting preliminary hearings to determine probable cause to refer a case to

an appropriate trial court. Their jurisdiction is throughout the county. A justice of the peace also has authority to perform marriage ceremonies.

Review in a civil case where the sum or property claimed is more than \$50 is by appeal to the superior court, by appeal to a jury in the justice of the peace court, or by writ of certiorari to the superior court.

Justice of the peace courts are funded through the collection of fees for services performed.

## COUNTY COURTS

Legislation in 1872 created a county court in each county, while excepting certain counties. The act was amended in 1872 to create a court in Putnam County; legislation in 1878-79 established uniformity for the county courts. Presently there remain only three county courts—in Baldwin, Echols, and Putnam counties.

In Putnam County the judge is elected for a four-year term. In Baldwin County the judge is appointed by the governor. The probate judge in Echols County, pursuant to a constitutional amendment ratified in 1978, is vested with the powers and duties of the judge of the county court. In Baldwin and Putnam counties the judge must be twenty-one years old and a citizen of the county for two years. Compensation is paid by the county in an amount fixed by the grand jury, except in Echols County where it is determined by the county commissioners.

Legal authority for the county courts is designated in Georgia Laws 1878-79, p. 132.

County courts exercise partial state court jurisdiction. The civil jurisdiction of these courts includes contract and tort actions (unless exclusive jurisdiction is in the superior courts), garnishment and attachment, and distress warrants. There is a limited jurisdictional amount (in Echols County it is \$500, in Putnam between \$50 and \$300, and in Baldwin between \$50 and \$200). The criminal jurisdiction includes the power to hear misdemeanors and the powers of a justice of the peace to issue warrants and hold criminal preliminary hearings.

Review in civil cases is by writ of certiorari to the superior court. If the civil case is greater than \$50, it can be appealed directly to the superior court. In criminal cases, application for writ of certiorari to the superior court must be made.

Costs for operation of the county courts are borne by the local county government.

## COUNTY RECORDER'S COURTS

County recorder's courts have been created individually by the General Assembly through local legislation and have been established in only four counties: Chatham, DeKalb, Gwinnett, and Muscogee.

The method of selecting judges for the county recorder's courts varies by county. In Chatham County, the judge is elected by the voters for a term of four years. In DeKalb County, selection is by the Board of Commissioners of Roads and Revenues for a term of two years. In Gwinnett County, the judge is appointed by the senior judge of the superior court and the judge of the state court for a term of one year. In Muscogee County, appointment for a four-year term is made by the Council of the Consolidated Government of the City of Columbus and Muscogee County.

Residency and age requirements are the only qualifications common to all four of the county recorder's courts. Generally, a candidate for judge must have lived within the jurisdiction for a given number of years; however, DeKalb County requires a judge to have resided in the state of Georgia for five years and to be a citizen and taxpayer of DeKalb County. Minimum age requirements range from twenty-one to thirty years of age. Three counties (Chatham, DeKalb, and Muscogee) have qualifications requiring the judge to be a member of the state bar. In addition, DeKalb and Muscogee counties require a minimum of three and five years' experience, respectively, in the practice of law.

Legal authority for the Chatham County Recorder's Court is designated in Georgia Laws 1972, p. 1493; for the DeKalb County Recorder's Court in Georgia Laws 1959, p. 3093; for the Gwinnett County Recorder's Court in Georgia Laws 1972, p. 3125; and for the Muscogee County Recorder's Court in County-Wide Government Charter, Georgia Laws, Extra Session, 1971, p. 2064.

The county recorder's courts have jurisdiction over traffic violations and violation of local ordinances, the issuance of criminal warrants, and the hearing of criminal preliminary procedures.

These courts are funded through local appropriations for the salary of the judge and through collection of fines and fees.

## MAGISTRATES' COURTS

Magistrates' courts have been created individually in four counties by the General Assembly through local legislation. These courts are found in Baldwin, Clarke, Glynn, and Rockdale counties. The court in Clarke County also serves the City of Athens and is titled the Athens/Clarke County Magistrate's Court.

The method of selecting judges varies by county. In Baldwin County, the small claims court judge, who is appointed by the governor for a four-year term, serves as judge of magistrate's court; in Athens/Clarke County the judge is elected by the voters for a four-year term; in Glynn County the judge is appointed by the governor for a four-year term; and in Rockdale County appointment to a two-year term is made by the board of county commissioners.

Qualifications required of candidates for magistrate also vary widely between the courts. Except for Glynn County, in which the creating act lists no qualifications, there are residency and minimum age requirements for the position of magistrate. In addition, in both Clarke and Rockdale counties, a candidate must be a member of the state bar and have been engaged in the practice of law for a minimum of three years prior to taking office. Each of the four magistrates are compensated by salary paid by the county.

Legal authority for the magistrates' courts is designated in the following laws: Georgia Laws 1977, p. 3179 (Baldwin County); Georgia Laws 1977, p. 4450 (Athens/Clarke County); Georgia Laws 1963, p. 2629 (Glynn County); and Georgia Laws 1978, p. 3907 (Rockdale County).

Common to all four of the magistrates' courts is the criminal jurisdiction conferred on a justice of the peace, namely, issuing criminal warrants and conducting preliminary hearings.

The jurisdiction of the courts in Clarke and Rockdale counties, however, is extended to include the civil jurisdiction of a justice of the peace (where the principal does not exceed \$2,000), county ordinance violations, and certain violations of state law. In addition, the Magistrate's Court of Athens/Clarke County exercises jurisdiction over state traffic laws and City of Athens ordinance violations, including traffic violations.

Review of decisions made by the courts in Athens/Clarke County and Rockdale County is by writ of certiorari to the superior court. The courts in Baldwin and Glynn counties exercise only preliminary jurisdiction.

Costs of the magistrates' courts are borne by the local county government.



## MUNICIPAL COURTS

The existing municipal courts were created separately by the General Assembly in 1915 through local legislation. Only two such courts currently exist, the Municipal Court of Columbus and the Municipal Court of Savannah. These courts should not be confused with courts of incorporated municipalities (also called municipal courts) which have less than countywide jurisdiction.

In both municipal courts the judge is elected by the voters of the county for a 4-year term. A candidate for judge in either court is required to be at least 25 years of age, a resident of the county, and have engaged in the practice of law a minimum of 5 years. The salary of a judge in the Municipal Court of Columbus is set by law at \$20,500, while the salary of the judge of the Municipal Court of Savannah is set by law at not less than \$22,000.

Both courts have jurisdiction within the county over limited civil cases and criminal offenses. In the Municipal Court of Columbus, civil jurisdiction is limited to cases not exceeding \$5,000, while a \$1,500 limit is set on cases in the Municipal Court of Savannah. A jury, when demanded, may be impaneled for either court. However, jury trials are limited to civil cases involving more than \$500 in the Savannah court.

The criminal jurisdiction of these courts is limited to accepting pleas of guilty and *nolo contendere* on misdemeanor offenses. In the Municipal Court of Columbus, such criminal jurisdiction is only conferred when a preliminary hearing is waived and the plea is entered in writing. Both courts also exercise the same preliminary jurisdiction of a justice of the peace and thus may issue warrants and conduct preliminary hearings.

Review is either by writ of certiorari to the superior court or an appeal to the court of appeals or the supreme court. Appeal to the court of appeals or supreme court from the Savannah court is limited to cases involving over \$500.

The costs of operating the municipal courts are paid from the local county budget as approved by the board of county commissioners.

## TRAFFIC COURTS

The state's only court with jurisdiction solely over traffic offenses was created by an act of the General Assembly establishing a system of traffic courts in each city with a population of more than 300,000. By virtue of its population, the City Court of Atlanta is the only court currently established as a traffic court under the provisions of the 1967 act.

Judges are appointed by the mayor from three qualified candidates nominated by a majority of the judges of the Superior Court of Fulton County. Appointment is for a term which extends to the end of the calendar year of the second general city election following the date of appointment. Thereafter, to stay in office the judge must receive a majority vote for retention in the election. In the election a judge runs unopposed against his record. To qualify for initial appointment, the candidate has to be at least twenty-five years old, a citizen of Georgia for a minimum of five years, a member of the state bar, and have a minimum of five years' experience as a judge or in the practice of law.

Currently there is a chief judge and five associate judges who serve this court. Judges are compensated by a salary as determined by the city council.

Legal authority for the City of Atlanta Traffic Court is designated in Georgia Laws 1967, p. 3360.

Legislation establishing the city court confers on it jurisdiction over two classes of traffic offenses: state traffic laws and city traffic ordinances. Jurisdiction is contingent on the traffic offense being committed within the corporate limits of the city. For violations of state traffic laws, the city court is empowered to impanel a jury, when demanded.

Appeal from the City Court of Atlanta is by direct appeal to the superior court for state traffic offenses, or writ of certiorari to the superior court for violations of city traffic ordinances.

The cost of operation of the court is funded by budget appropriations from the City of Atlanta City Council.



## CIVIL COURTS

The existing civil courts were created by separate local acts of the General Assembly which changed the name and defined the jurisdiction of existing municipal courts. In some localities the business of a city or municipal court had grown so great that the court was converted into a "civil and criminal court" or divided into a criminal court and a civil court. Each court is a creature of, and is organized and has jurisdiction according to, statute. Two such courts currently exist—the Civil Court of Bibb County, created in 1955, and the Civil Court of Richmond County, created in 1971.

In both civil courts the judge is elected by the voters of the county for a term of four years. In both counties a candidate for judge must be a qualified voter of the county and have a minimum of five years' experience in the practice of law immediately preceding the election. In addition, a candidate in Bibb County must be at least twenty-five years old. In Bibb County, the judge's salary is set annually by the board of county commissioners. Compensation for the judges of the Civil Court of Richmond County is established by the legislation creating the court.

Legal authority for the Civil Court of Bibb County is designated in Georgia Laws 1955, p. 2252. Legal authority for the Civil Court of Richmond County is designated in Georgia Laws 1971, p. 2745.

Both civil courts exercise partial state court jurisdiction. The Civil Court of Bibb County possesses jurisdiction in civil cases not exceeding \$3,000 and is expressly provided authority to try suits against nonresidents when service is perfected by the secretary of state. In Richmond County, the civil court has civil jurisdiction over cases not exceeding \$10,000. Both courts are empowered to impanel a jury when demanded. The criminal jurisdiction of a justice of the peace is vested in both courts, enabling the judge to issue warrants and to conduct preliminary hearings for misdemeanor and felony cases.

Review of decisions of the Civil Court of Bibb County is before the court of appeals or the supreme court. Judgments of the Civil Court of Richmond County are reviewed by the supreme court on writ of certiorari, except those cases tried by a jury, which can be appealed to the court of appeals or the supreme court.

Costs for the operation of civil courts are borne by the local county governments.

## **APPELLATE COURTS**

## SUPREME COURT OF GEORGIA

The Supreme Court of Georgia was created by an amendment to the Constitution of 1798, which became effective under the act of December 22, 1835, but no enabling legislation was passed until the act of December 10, 1845. Succeeding constitutions made major alterations to the court, involving the number of judges, the power to appoint them, and the court's jurisdiction. In 1906, the court of appeals was created to hear appeals in all cases where exclusive jurisdiction had not been constitutionally conferred upon the supreme court. The Constitution of 1945 increased the membership of the supreme court from six to seven justices.

There are seven justices on the bench of the supreme court, and they elect their chief justice and presiding justice. The qualifications for the office of justice of the supreme court are three years' residence, age thirty or over, and seven years' experience in the practice of law. Terms of office are for six years each. Justices are elected at the same general elections at which members of the General Assembly are elected. Vacancies are filled through appointment by the governor until the next general election.

Legal authority for the Supreme Court of Georgia is designated in the Georgia Constitution, article 6, sections 1, 2, 12, and 13 (codified as titles 2-36, 2-37, 2-48, and 24, part IX respectively of the Georgia Code Annotated.

The Georgia Constitution provides that the supreme court shall have no original jurisdiction but shall be a court alone for the trial and correction of errors of law from specified trial courts in all cases (1) that involve the construction of the Constitution of the State of Georgia or of the United States, or treaties between the United States and foreign governments; (2) in all cases in which the constitutionality of any law of Georgia or of the United States is drawn into question; (3) in all cases respecting title to land; (4) in all equity cases; (5) in all cases which involve the validity of or the construction of wills; (6) in all cases of conviction of a capital felony; (7) in all habeas corpus cases; (8) in all cases involving extraordinary remedies; (9) in all divorce and alimony cases; and (10) in all cases certified to it by the court of appeals for its determination.

The supreme court prescribes a code of judicial conduct covering standards of conduct for state judges and regulates the admission of attorneys to practice in the State of Georgia. This includes authority over membership, rules, and powers of the board of examiners. The court sets rules and exercises final authority over recommendations of the Judicial Qualifications Commission with respect to removal, discipline, and retirement of state judges. The Administrative Office of the Court is an arm of the supreme court.

Though the Supreme Court of Georgia is authorized to sit either *en banc* (as a body) or in two divisions for hearing cases, the court has adopted a policy of always sitting as a whole body to hear arguments.

The fiscal year 1980 operating budget for the Supreme Court of Georgia was \$1,756,600, which was funded by state appropriations.

TABLE III-11  
MANPOWER PROFILE  
PROFESSIONAL STAFF  
SUPREME COURT OF GEORGIA

SOURCE: CLERK OF SUPREME COURT OF GEORGIA, 1979

Position Title	Number	Entry Level Requirements	Method of Selection	Average Educational Level	Training Requirements	Average Length of Service	Race/Age/Sex	Salary Range
Justices of the Supreme Court	7	30 years old; Citizen of Georgia for 3 years; Member of Bar; practiced law for 7 years.	Elected in State-wide election for 6-year term.	19 years	None	6.43 years	100% White 100% Male Average Age 59.43 years.	\$48,530
Staff of Supreme Court								
Administrative Assistant	1	Law assistants must be members of the State Bar; Clerk is a member of the State Bar but is not required to be by statute; qualifications for Deputy Clerks are set by the Clerk and Justices; Reporter and Assistant Reporter are members of the State Bar.	Law Assistants and Clerks are selected by the individual justices; Clerk is employed for 6-year term; Deputy Clerks serve at the pleasure of the Clerk and the Court; Reporter and Assistant serve both the Supreme Court and the Court of Appeals and their employment rests on the discretion of the Courts.	Majority have 4-year college degree and/or Law Degree	None	Range from 6 months to 20 years	N/A	Average \$20,768; Range from \$12,612 to \$35,372
Assistant to Supreme Court	1							
Law Assistants	7							
Law Clerks	9							
Clerk	1							
Deputy Clerk	1							
Court Reporter	1							
Assistant Court Reporter	1							

N/A Denotes "Not Available"

TABLE III-12

FISCAL YEAR 1979 GENERAL WORKLOAD  
SUPREME COURT OF GEORGIA

SOURCE: CLERK OF SUPREME COURT OF GEORGIA, 1979

Activity	Number	Percent Addressing Criminal Cases
Cases Docketed	1,415 <sup>1</sup>	N/A
Applications to Appeal Denial of Writs	145	N/A
Interlocutory Applications	67	N/A
Written Opinions	646	13%

N/A Denotes "Not Available"

<sup>1</sup> 470 or 33 percent of these cases were certiorari applications and 133 or 28% of these applications addressed criminal matters.

## GEORGIA COURT OF APPEALS

The State of Georgia Court of Appeals was established by a constitutional amendment in 1906 to serve as a supplementary high appellate court to hear appeals, review decisions, and correct errors from lower trial courts, except in those areas specifically granted to the supreme court by the Georgia Constitution. Since its creation, the size of the court has increased several times, from the initial three judges, to seven judges in 1960, to nine judges in 1961.

The judges are elected for a term of six years each at the same general election at which members of the General Assembly are elected. Qualifications are identical to those of the supreme court, i.e., three years of state residence, seven years of law practice, and a minimum age of thirty. All judges are elected by statewide popular vote, campaigning in both the party primary and the general election. Vacancies are filled by appointment of the governor until the next general election.

Legal authority for the Georgia Court of Appeals is designated in the Georgia Constitution, article 6, section 1, paragraph 1; section 2, paragraphs 5, 8, and 9; section 12, paragraph 1; and section 13, paragraph 1 (codified as titles 2-3601, 2-3705, 2-3708, 2-3709, 2-4701, and 2-4801 respectively). Legal authority is also designated in Title 24-35 of the Georgia Code Annotated.

The court has nine judges sitting in divisions of three judges each. The nine judges elect one of their members as chief judge; the chief judge appoints presiding judges for the other two divisions.

The court exercises appellate jurisdiction only for the trial and correction of law in those cases arising in the superior, city, and civil courts over which the supreme court does not have exclusive jurisdiction.

A decision in a case by any of the three divisions represents a court decision unless there is a dissent; then the case is decided by all members sitting as one body. The court also promulgates its own rules for the operation of the court and receives instructions from the Supreme Court of Georgia.

The Georgia Court of Appeals is funded by state appropriations. Its total fiscal year 1980 operating budget was \$1,824,000.

TABLE III-13  
MANPOWER PROFILE  
PROFESSIONAL STAFF  
GEORGIA COURT OF APPEALS

SOURCE: CLERK OF GEORGIA COURT OF APPEALS, 1979

Position Title	Number	Entry Level Requirements	Method of Selection	Average Educational Level	Training Requirements	Average Length of Service	Race/Age/Sex	Salary Range
Judges of the Georgia Court of Appeals	9	30 years old; Citizen of Georgia for 3 years; Member of Bar; practiced law for 7 years.	Elected in State-wide election for 6-year term.	19 Years	None	N/A	100% White 100% Male	\$48,003.00
<u>Staff of the Court of Appeals</u>								
Legal Assistants	19	Member of State Bar.	Appointed by Judge.	19 Years	None	N/A	N/A	\$19,781.28 - \$32,340.00
Clerk	1	No Statutory Requirements	Appointment by Court	Law Degree	None	N/A	N/A	\$34,954.32
Deputy Clerk	1	No Statutory Requirements	Appointment by Court	N/A	None	N/A	N/A	\$24,001.44
Fiscal Officer	1	No Statutory Requirements	Appointment by Court	N/A	None	N/A	N/A	\$14,000.00

N/A Denotes "Not Available."

TABLE III-14  
FISCAL YEAR 1979 GENERAL WORKLOAD  
GEORGIA COURT OF APPEALS

SOURCE: CLERK OF GEORGIA COURT OF APPEALS, 1979

Activity	Total Number	Percent Criminal	Percent Civil
Cases Docketed	1,969	36%	64%
Cases Withdrawn or Transferred to Supreme Court	229	N/A	N/A
Written Opinions	1,740	38%	62%

N/A Denotes "Not Available."



## JUDICIAL AGENCIES

## DEPARTMENT OF LAW

Since early colonial times, Georgia has had an attorney general. The first one was appointed by the king of England and took office in 1754. The Judiciary Act of 1797 provided for an attorney general and two solicitors general. They were simply prosecuting officers, in fact, the attorney general at that time had no duties pertaining to state government except that of prosecuting criminals. The Constitution of 1868 made the attorney general a constitutional officer, and he then became legal advisor to the governor and other departments of state government.

The constitution and statutes of Georgia specify a multitude of duties which the attorney general must perform; however, generally this official acts as a lawyer with the State of Georgia as client, serving virtually all departments and agencies.

The attorney general is elected in the statewide general election to serve a period of four years. Qualifications are prescribed by the constitution and require that the attorney general be at least twenty-five years of age; have been a citizen of Georgia for six years, and of the United States for ten years, preceding the election, and have practiced law for seven years.

The Reorganization Act of 1931 created the Department of Law with the attorney general as its chief executive officer. An act of the General Assembly in 1943 superseded to a large degree that portion of the Reorganization Act of 1931 under which the department was originally created. Title 40-16 of the Annotated Code of Georgia provides in part:

The Department of Law is hereby vested with complete and exclusive authority and jurisdiction in all matters of law relating to the executive branch of the government and every department, office, institution, commission, committee, board, and other agency thereof.

In May 1972, the department was reorganized to conform to the Executive Reorganization Act of 1972. The Department of Law is headquartered at 40 Capitol Square, Atlanta.

Legal authority for the department is primarily designated in Titles 2-4501, 40-16, and 101 of the Georgia Code Annotated as well as Georgia Laws 1975, pp. 741-754.

With the exception of two porters who are under the State Merit System, all other employees in the Department of Law are selected by the attorney general and serve at his pleasure. This authority is conferred to the attorney general by statute.

The duties and functions of the department are divided among eight major divisions:

Division I (Civil) represents designated state departments, agencies, boards, commissions, and bureaus in their civil litigation, before state and federal courts, as well as in quasi-judicial hearings before administrative agencies. It also handles inquiries concerning elections and antitrust matters.

Division II (Civil) represents other designated state departments, agencies, boards, commissions, and bureaus. It handles their civil litigation before state and federal courts, as well as quasi-judicial hearings before administrative agencies. It also handles matters related to multilevel distribution companies and usury.

Division III (Criminal) represents a number of state officers, departments and agencies having official responsibilities in the criminal justice area. Major responsibilities include preparation of the state's position in capital felony appeals, the defense of collateral attacks on criminal convictions where the prisoner involved is in the custody of a state-employed warden, and the defense of civil liability suits brought under 42 United States Code § 1983 against state criminal justice officials.

In this capacity, the division has represented the State of Georgia in historically significant cases before the Supreme Court of the United States.

Division IV (Highway) has as its major responsibility the handling of all legal affairs for the Department of Transportation. The division represents the state in the acquisition of all property required for the construction of highways and their appurtenant facilities. It represents the transportation department in all contract matters arising out of general highway and bridge construction contracts. The division is counsel to all state departments and authorities on matters related to construction activities, including the preparation and examination of contracts for architectural and engineering services and the negotiation or litigation of disputes arising out of construction contracts.

Division V (Fiscal Affairs) has primary responsibility for matters relating to the financial affairs of the state. It provides general representation for the Department of Revenue. It handles matters concerning the public debt and general obligation bonds and is also responsible for matters relating to judicial administration, to defense, and to political subdivisions (except election matters).

Division VI (Real Property) is responsible for handling and passing upon the legal sufficiency of the various aspects of the real property transactions which involve or affect state agencies, excluding matters relating to property matters of the Department of Transportation.

Division VII (Personnel Affairs) is responsible for all state matters related to employment. It provides legal assistance and representation in matters involving discrimination in employment and equal opportunity. It also provides the legal services which are related to investments made by the Teachers and Employees Retirement Systems of Georgia.

Division VIII (State Library) is a large, noncirculation reference library constituted principally of bound law volumes and other legal publications. The State Library is designated as an official depository for state and selected federal publications. It is maintained for use not only by the bench, bar, and those in government, but also by the public. The State Librarian is responsible for the distribution, exchange, and sale—as prescribed by law—of legislative journals, session laws, and selected state publications.

As of July 1979, in addition to the attorney general, there were fifty-eight attorneys, four professional librarians, and four para-legal assistants in the department. All attorneys must be members of the State Bar of Georgia, either at the time of joining the department or, in the event they are recent graduates of law schools or have recently come to the state, must stand for the next bar examination following their joining the department.

The workload in the department for fiscal year 1979 involved 2,907 new cases, of which 42 percent were criminal. One hundred and forty opinions were rendered by the attorney general, of which approximately 4 percent dealt with criminal matters. The case backlog on July 1, 1979, was 5,315 of which 32.1 percent was criminal.

The department receives state fund appropriations for its operation. Its total fiscal year 1980 operation budget was \$3,445,976.

TABLE III-15  
MANPOWER PROFILE  
PROFESSIONAL STAFF  
DEPARTMENT OF LAW

SOURCES: LAW DEPARTMENT, 1979  
KNOW YOUR LAW DEPARTMENT, JULY 1979

Position Title	Number	Entry Level Requirements	Method of Selection	Average Educational Level	Training Requirements	Average Length of Service	Average Age	Average Annual Salary
Attorney General	1	30 Years of Age; Citizen of Georgia for 3 years; Member of State Bar; practiced law for 7 years.	Elected in Statewide General Election every 4 years.	19 Years +	None	15 Years	58	\$48,530
<u>Professional Staff to Attorney General</u>								
Executive Assistant Attorney General	1	Attorneys must be Members of the State Bar; Other employees must meet job description qualifications prescribed by the Attorney General.	Selected by Attorney General on a competitive basis.	19 Years	None	7 Years	57	Attorneys' Average Salary = \$26,284
First Assistant Attorney General	1			19 Years	None	9 Years	49	
Office Manager	1			19 Years	None	10 Years	68	
Administrative Assistant	1			18 Years	None	8 Years	48	
Aide to Attorney General	1			14 Years	None	13 Years	42	
<u>Attorneys:</u>								
Civil Division	17			20 Years	None	5 Years	34	
Criminal Division	12			19 Years	None	4 Years	32	
Highway Division	7			19 Years	None	7 Years	34	
Fiscal Affairs Division	7			19 Years	None	5 Years	34	
Real Property Division	6			19 Years	None	6 Years	35	
Personnel Affairs Division	6			19 Years	None	5 Years	33	
Legal Assistants	4			17 Years	None	3 Years	36	\$15,288
Librarians	4			18 Years	None	8 Years	48	\$16,780

## JUDICIAL COUNCIL/ADMINISTRATIVE OFFICE OF THE COURTS

In 1945 the General Assembly created a council to study court organization and to devise methods for simplifying judicial procedures. The 15-person committee met only a few times and ultimately ceased to function, though legally continued until 1973. In 1973, the General Assembly enacted legislation to create the Judicial Council and the Administrative Office of the Courts.

Originally in the executive branch, the Judicial Council decided in 1978 to petition the supreme court and request that the court issue an order recreating the council and administrative office as an administrative arm of the supreme court, thereby clearly establishing the agency as part of the judicial branch. The court granted the petition and continued the membership and duties as earlier defined by statute.

The council is composed of eleven members, nine of whom are judges of courts of record of the state. The remaining two members are the president and immediate past president of the State Bar of Georgia. The initial members of the council were appointed by the governor for staggered terms. At the expiration of these terms, new members are elected by the members of the council.

The Administrative Office of the Courts serves as the staff of the council. A director and staff, appointed by the council to serve at its pleasure, perform duties required by law or as assigned by the council. The Judicial Council and the Administrative Office of the Courts maintain offices at the Georgia Justice Center, 84 Peachtree St., Atlanta. There is a full-time professional staff of eighteen and a clerical staff of seven. Attached to the council and the administrative office are the Board of Court Reporting, the Judicial Planning Committee, and the Institute for Continuing Judicial Education.

Legal authority for the Judicial Council and the Administrative Office of the Courts is designated in Title 81-16 of the Georgia Code Annotated.

Under the direction of the council, the administrative office is required to perform the following functions for all courts of the state:

- a. consult with and assist judges, administrators, clerks of the court, and other officers and employees of the courts on matters relating to court administration, and provide such services as are requested;
- b. examine the administrative and business methods and systems employed in the offices related to and serving the courts and make recommendations for improvement;
- c. compile statistical and financial data and other information on the judicial work of the courts and on the work of other offices related to and serving the courts, which data shall be provided by the courts;
- d. examine the state of the dockets and practices and procedures of the courts and make recommendations for the expedition of litigation;

- e. act as fiscal officer and prepare and submit budget estimates of state appropriations necessary for the maintenance and operation of the judicial system;
- f. formulate and submit recommendations for the improvement of the judicial system;
- g. perform such additional duties as may be assigned by the council, and
- h. prepare and publish an annual report of the work of the courts and on the activities of the administrative office.

Among the major activities of the Administrative Office of the Courts are an annual judgeship study to determine the need for additional superior court judges, caseload studies of various courts, and publication of model rules and dockets. Technical assistance is provided to courts on request in a variety of court administration areas.

The total operating budget for the council and the administrative office in 1980 was \$1,265,027. Forty-five percent, or \$574,500 of this amount was derived from state funds. The remaining 55 percent (\$690,527) was derived from federal funds. These funds financed not only the operations of the administrative office, but also the operation of the judicial administrative districts and the Institute of Continuing Judicial Education.

## BOARD OF COURT REPORTING OF THE JUDICIAL COUNCIL

The Board of Court Reporting of the Judicial Council was created by the General Assembly in 1974. The board is statutorily responsible for certifying court reporters by examination, setting license fees, and making rules and regulations to improve the profession of court reporting in Georgia.

The board, appointed by the council, is composed of seven members; four certified court reporters; two representatives from the State Bar of Georgia; and one member from the judiciary. Each appointee must have no less than five years experience in his or her profession. The term of office is for two years, and vacancies are filled by the council.

Legal authority for the board is designated in Title 24-31B of the Georgia Code Annotated.

The Administrative Office of the Courts provides a full-time clerk to carry out administrative and staff work of the board. The board is headquartered at the Georgia Justice Center, 84 Peachtree St., Atlanta.

The act creating the board requires that every person desiring to commence the practice of court reporting must file an application for a certificate with the board and take an examination. Upon passing the prescribed examination in verbatim court reporting, the board will issue the applicant a certificate as a "Certified Court Reporter." Temporary permits are also issued by the board, and the board is authorized to limit the extent of a temporary permit based upon the need for temporary employment of court reporters.

The board has issued a total of 518 "Certified Court Reporter" certificates, 95 in 1979. As of December 31, 1979, 50 court reporters held temporary permits.

The fiscal year 1980 state appropriation to the board was \$9,650. This amount is supplemented by certification fees to cover operating costs.

## INSTITUTE OF CONTINUING JUDICIAL EDUCATION

In the spring of 1977 the Judicial Council of Georgia created the Judicial College of Georgia as an agency of the council. In 1978 the name was changed to the Institute of Continuing Judicial Education, and in 1978 the institute was established as an administrative arm of the Supreme Court of Georgia by a court order, responding to a petition filed by the council. The institute remains an agency of the council.

The institute is governed by a board of trustees, which must include among its membership the chairman of the Judicial Council, the immediate past chairman of the council, the director of the Administrative Office of the Courts, and the deans of the law schools of Emory University, Mercer University, and the University of Georgia.

An executive director of the institute was employed in 1978 by the board of trustees. The institute is located at the University of Georgia Law School, Athens.

The council initially charged the institute with the responsibility for coordinating all training functions for judges and other court-related personnel. However, late in 1978, the trustees voted to return to the administrative office the responsibility for coordinating training programs for certain nonjudicial groups.

The institute plans and conducts training seminars and workshops, and supports the funding for judicial personnel to attend them. Outstanding experts in various areas of the judicial functions assist in conducting these in-state training sessions. The institute also provides funding for personnel to attend out-of-state judicial training.

In fiscal year 1979, 18 in-state training programs were conducted in various areas of the judicial discipline; the programs were attended by over 1,000 judicial personnel.

To support its training functions in fiscal year 1980, the institute received \$30,000 from the budget appropriation to the Administrative Office of the Courts.

## JUDICIAL PLANNING COMMITTEE

The Judicial Planning Committee was created in January 1977 by the Judicial Council to comply with the provisions of the federal Crime Control Act of 1976 (which amended the Omnibus Crime Control and Safe Streets Act of 1968). The planning committee functions under the federal requirements of the Justice System Improvement Act of 1979.

The federal legislation requires that, to apply for federal funds provided by the Law Enforcement Assistance Administration of the U.S. Department of Justice, a state judicial coordinating committee must participate in the planning process. The Judicial Planning Committee performs this function for the State of Georgia. It is attached to the Judicial Council and the Administrative Office of the Courts for administrative support.

The 23 members of the planning committee are appointed by the Judicial Council. Represented are judges of the various courts of record, a prosecutor, a defense attorney, members of the State Bar of Georgia, and a district court administrator. The committee has a full-time staff director which it appoints; it is located at the Georgia Justice Center, 84 Peachtree St., Atlanta.

Legal authority for the planning committee is designated in Public Law 96-157—December 27, 1979, Part D, Section 402(d).

The purpose of the planning committee is to develop long-range goals for the judicial system of Georgia and to plan for the use of available federal funds to improve the courts. The duties of the committee include establishing priorities for court improvement; defining, developing, and coordinating programs administered on the local and district levels; and review of grant applications for funds provided by the federal Law Enforcement Assistance Administration. The committee is also responsible for developing yearly plans for the use of court improvement funds, including planning for prosecution and defense programs.

By federal law, the planning committee receives an annual grant of at least \$50,000 of LEAA funds, to carry out its functions.

## THE PROSECUTING ATTORNEYS' COUNCIL OF GEORGIA

The Prosecuting Attorneys' Council of Georgia was created by an act of the General Assembly in 1975, with the initial members of the council taking office on July 1 of that year. The council was established by the General Assembly to assist prosecuting attorneys in their efforts against criminal activity.

The council is composed of nine members, six of whom must be district attorneys and three of whom are solicitors of courts of record. The initial members of the council were selected at special meetings of state district attorneys and solicitors. New members are selected by the council for terms of four years.

Legal authority for the council is designated in Title 24-29B of the Georgia Code Annotated.

The council appoints its staff, which has twelve authorized positions and is presently composed of a director, three assistant directors, one attorney, three professional persons, three secretaries, and one law clerk. The council is headquartered at 3951 Snapfinger Parkway, Decatur.

The council is charged with:

- a. obtaining, preparing, supplementing, and disseminating indexes and digests of the decisions of Georgia appellate and other courts, statutes, and other legal authorities on criminal matters;
- b. preparing and distributing a basic prosecutor's manual and other educational materials;
- c. preparing and distributing model indictments, search warrants, interrogation devices, and other documents used in administering criminal justice at the trial level;
- d. promoting and assisting in the training of prosecuting attorneys;
- e. providing legal research assistance to prosecuting attorneys;
- f. providing such assistance to law enforcement agencies as may be lawful; and
- g. providing such other assistance to prosecuting attorneys as may be provided by law.

The council is prohibited from exercising any power, undertaking any duty, or performing any function assigned by law to the governor, the attorney general, any district attorney, or any solicitor of any court of record in the state. Its primary role is to provide legally authorized assistance to prosecutors of the various courts for more efficient prosecution of criminal matters before the courts of the state.

The fiscal year 1980 state appropriation to the council was \$314,000, which was included in the overall state appropriation to the superior courts. Additionally, it received \$44,444 in federal Law Enforcement Assistance Administration funds; \$49,646 in funds from the Georgia Department of Human Resources; and \$129,544 in National Highway Traffic Safety Administration funds from the Georgia Office of Highway Safety for a total of \$537,634.



GEORGIA INDIGENT DEFENSE COUNCIL

The Georgia Indigent Defense Council was titled the Georgia Criminal Justice Council when first created by executive orders of the governor on May 2, 1975 and December 2, 1977. The council was renamed with enactment of the Georgia Indigent Defense Act in 1979.

The principal purpose of the act is to provide the constitutional guarantees of the right to counsel and equal access to the courts to all citizens in criminal cases. The act provides for adequate defense services for indigent persons accused of a crime and for adequate compensation for counsel who represent indigent persons.

The council is composed of thirteen members appointed by the Supreme Court of Georgia; one active member of the State Bar of Georgia from each of the ten judicial administrative districts, and three nonlawyers selected from the state at large. The term of appointment is for four years; however, the initial appointments by the supreme court were for staggered terms.

Legal authority for the council is designated in Georgia Laws 1979, p. 367.

The council is headquartered at 15 Peachtree St., Atlanta. The administrative staff of the council is designated by the council and is composed of an administrator, two attorneys, two secretaries, and two part-time staff members.

The council is charged with the following functions:

- a. to administer funds provided by the state and federal government to support local indigent defense programs;
- b. to recommend uniform guidelines consistent with the provisions of the act and the rules of the supreme court within which local indigent defense programs established under the act shall operate;
- c. to provide local programs and attorneys who represent indigents with technical, research and planning assistance, clinical and training programs, and other administrative services to fulfill the purposes of the act; and
- d. to prepare budgets, reports, and management information required for the responsible implementation of the act.

The Georgia Indigent Defense Act of 1979 applies only to programs receiving state-appropriated funds. Nothing prevents a superior court or county governing authority from establishing a local defense program or continuing a local defense program established before the act. The act does not confer jurisdiction to the council over any program electing not to receive state funding provided by the act. At least 90 percent of all state-appropriated funds are distributed by the council to counties operating an indigent defense program, upon request, based on guidelines contained in the act.

The fiscal year 1980 state appropriation to the council was \$250,000. The council also received an additional \$250,000 in federal grants from the Law Enforcement Assistance Administration during fiscal year 1980.

TABLE III-16

CRIMINAL CASES<sup>1</sup> DEFENDED AND PERCENT BY TYPE  
GEORGIA INDIGENT DEFENSE COUNCIL

SOURCE: GEORGIA INDIGENT DEFENSE COUNCIL, 1979

Judicial Circuit	Number Total Criminal Cases Defended	Percent Felony	Percent Misdemeanor	Percent Juvenile
Atlantic <sup>2</sup>	781	44%	44%	12%
Brunswick <sup>2</sup>	513	71%	29%	0%
Conasauga <sup>3</sup>	247	74%	25%	1%
Cordele <sup>3</sup>	264	72%	26%	2%
Dublin <sup>3</sup>	413	63%	24%	13%
Houston <sup>2</sup>	362	57%	31%	13%
Middle <sup>3</sup>	596	58%	33%	9%
Northern <sup>2</sup>	213	79%	15%	6%
Ogeechee <sup>2</sup>	413	50%	20%	30%
Oconee <sup>3</sup>	269	45%	43%	12%
Waycross <sup>2</sup>	392	92%	7%	2%
Total	4,463	62%	29%	10%

NOTE: Percent figures are rounded to the nearest whole number. Therefore, figures in the three right hand vertical columns will add to a sum between 99 and 101 on each horizontal line.

<sup>1</sup>Cases reported here reflect only those cases defended by defense personnel or defender offices who received State or Federal funds administered by or through the Georgia Indigent Defense Council.

<sup>2</sup>Cases reported for these Circuits were defended during the 12-month period between 1/1/78 and 12/31/78.

<sup>3</sup>Cases reported for these Circuits were defended during the 12-month period between 7/1/78 and 6/30/79.

## SUPERIOR COURT SENTENCE REVIEW PANEL

The Judge Sentencing Act of 1974 created a Superior Courts Sentence Review Panel to review sentences in nonjury trials of the superior courts to ensure that unnecessary harshness in sentencing is corrected.

The panel is composed of three superior court judges, plus one supernumerary who serves when one of the other members cannot attend a meeting or is disqualified. The members are appointed by the president of the Council of Superior Court Judges to serve three-month terms. The panel is served by a staff of three persons and is located in the Georgia Justice Center, 84 Peachtree St., Atlanta.

Legal authority for the panel is designated in Title 27-25 of the Georgia Code Annotated.

Sentences subject to review by the panel are those totalling 5 years or more which have been fixed and imposed by a judge of the superior court without a jury, except in death penalty cases. A review of a sentence is not automatic. An application for review must be filed with the clerk of the sentencing superior court within 30 days of the date the sentence is imposed, or within 30 days of the date the appellate court remittitur is made on the judgment of the sentencing court, whichever occurs last.

The clerk of the sentencing court must forward the application for review to the panel within ten days of the date of filing. The panel reviews all the available information on each case before determining whether the imposed sentence is excessively harsh. If a majority of the panel agree that a sentence is unduly harsh, the panel will reduce the length of the sentence. The panel cannot increase the length of any sentence. The reduction of a sentence or the refusal to reduce a sentence is nonreviewable.

From July 1, 1974, through August 31, 1979, on a 12-month average, the panel reviewed 902 cases and reduced the sentence in 60 of those reviewed.

The fiscal year 1980 state appropriation to support the activities of the panel was \$55,719.

## JUDICIAL QUALIFICATIONS COMMISSION

The Judicial Qualifications Commission was established by constitutional amendment in 1973 to provide for the discipline, removal, and involuntary retirement of any judge of any court within the state.

The commission consists of seven members: two judges of any court of record, selected by the Supreme Court of Georgia; three members of the State Bar of Georgia, who have practiced law in this state for at least ten years, elected by the board of governors of the state bar; and two citizens, neither of whom shall be a member of the state bar, appointed by the governor. All members serve for terms of four years and until their successors are elected or appointed and have qualified.

Legal authority for the commission is designated in Title 2-42 of the Georgia Code Annotated.

The commission employs one staff investigator. Its primary headquarters are in the Georgia Justice Center, 84 Peachtree St., Atlanta; however, the commission meets periodically throughout the state.

The rules governing the commission's proceedings were adopted by the Supreme Court of Georgia in October 1973 and provide for initial inquiries concerning the preliminary investigation of complaints or other matters concerning judges coming to the attention of the commission. The commission, if it finds there is probable cause to believe that a judge has been guilty of misconduct, may hold hearings on the complaint. It presents its findings to the supreme court for disciplinary action if warranted. This action may include removal, retirement, or other disciplinary action.

In fiscal year 1979, the commission disposed of 67 complaints; 6 by calling the judge's attention to the Code of Judicial Conduct, 1 by recommendation for reprimand, and 60 by rejection after investigation.

The state appropriation to the commission for fiscal year 1980 was \$56,652.

## JUDICIAL NOMINATING COMMISSION

Created in 1973 by executive order of the governor, and continued by executive order in 1975, the Judicial Nominating Commission assists the governor in appointing qualified persons to judicial offices in Georgia's major courts of record. For each judicial vacancy, the commission solicits nominations and then evaluates the nominees. Each nominee, as part of the evaluation process, completes a questionnaire relating to qualifications and furnishes the commission with a legal article or brief that he/she has authored.

The commission subsequently investigates each nominee, aided by information from lawyers who are familiar with the nominee or relevant information from members of the bar in the jurisdiction where the vacancy exists. After considering all pertinent information, the commission submits a list of no more than five possible appointees to the governor for each judicial vacancy.

The commission is composed of ten members: five are citizens appointed by the governor and five are ex-officio members of the State Bar of Georgia. The ex-officio members are the president of the bar, the president-elect, the immediate past president, the second immediate past president, and the immediate past president of the Younger Lawyers' Section. Until June 1978, when the executive order was amended, the president of the Younger Lawyers' Section, rather than the immediate past president, served as an ex-officio member.

During fiscal year 1979, the commission made recommendations to the governor concerning sixteen judicial vacancies, eight in the superior courts, five in the state courts, two in the court of appeals, and one in a municipal court.

The commission receives no state appropriation; however, travel and lodging expenses incurred in the conduct of commission business are reimbursed through appropriations made to the office of the governor.

## JUDICIAL ADMINISTRATIVE DISTRICTS

The creation of ten judicial administrative districts in the state by the 1976 General Assembly provided a framework for a more localized approach to responding to the needs of the Georgia courts. The districts are approximately equivalent to the state's congressional districts, but maintain judicial circuit boundaries intact. The districts vary in size from a one-county circuit, to multicircuits of up to twenty-seven counties. Each district has about the same population.

The Judicial Administration Act of 1976 provided for district councils composed of all the superior court judges of the district, the election and duties of the administrative judge (a superior court judge or judge emeritus of the superior court) for each district, and for full-time assistants to the administrative judges known as district court administrators.

Legal authority for the districts is designated in Title 24-33A of the Georgia Code Annotated.

The district system was designed to equalize workloads from circuit to circuit and to bring more uniformity to the court system. The Administrative Office of the Courts provides support to the districts and meets periodically with the district court administrators. The district court administrators, in turn, assist the Administrative Office of the Courts in several important ways. The gathering of caseload statistics, formerly handled exclusively by the Administrative Office of the Courts, is now largely done by the district court administrators. They also assist with other activities such as assessing local needs for facilities improvements, assessing local needs for assistance with records and docketing systems, and administering questionnaires and assessing needs concerning jury usage and practice. Improvement of the administration of the courts within the districts is the primary goal of the district court administrators. Assistance in preparing grant applications for federal assistance to courts served is another major function.

The district court administrators work under the direction of the district administrative judges and are generally colocated with them at the local level. Because the needs and problems of the courts vary from district to district, there is a different emphasis on programs and projects in each district, although some similarity of activities is necessary. The district court administrators serve all the courts of record within the district.

The districts annually receive state funds which are initially appropriated to the Administrative Office of the Courts. Under the Appropriations Act, a stated amount of funds is provided to the districts. In fiscal year 1980, this amount was \$256,000. Additionally, the districts received \$81,949 in federal funds from Law Enforcement Assistance Administration grants. Currently, nine district court administrators and support staff are paid from these funds.

## GEORGIA JUSTICE COURTS TRAINING COUNCIL

The Georgia Justice Courts Training Council was created by an act of the General Assembly in 1978 to provide for the first time in Georgia minimum training requirements for justices of the peace.

The council is composed of five justices of the peace and the director of the Administrative Office of the Courts, who is not a voting member. The five justice members are appointed by the governor for a term of two years. The council employs no staff; however, it receives staff support from the Administrative Office of the Courts.

Legal authority for the council is designated in Title 24-16A of the Georgia Code Annotated.

The act creating the council provides requirements for training and certification of justices of the peace. Specifically, the act charges the council with the responsibility to:

- a. establish rules and regulations;
- b. approve schools;
- c. prescribe minimum qualifications for instructors at approved schools;
- d. issue certificates of training to any justice of the peace satisfactorily complying with an approved training program; and
- e. prescribe, by rules and regulations, the minimum requirements for curricula and standards composing the initial in-service, advanced, specialized, and continuing training courses for certification.

Training requirements for justices of the peace holding office prior to July 1, 1978, are 20 hours of course work. For justices elected or appointed after that date, 40 hours of course work are required. Thereafter, 20 hours of training is required per year. Justices of the peace are not authorized to collect fees unless they have completed the required training. The Georgia Justice Courts Training Council may file in the superior court of any county of the state for a temporary restraining order, or temporary injunction, to cease any violation of the provisions of the act.

During fiscal year 1979, there were 1,537 justices of the peace in Georgia; 435 had completed the required training and were certified. In its 1980 session, the General Assembly authorized the council to extend its training programs to small claims court judges who are not practicing attorneys.

The fiscal year 1980 state appropriation to the training council was \$10,000.

## ADVISORY COUNCIL FOR PROBATION

The Advisory Council for Probation was created by an act of the General Assembly in 1980 (S. B. 519). A study concerning the issue of the proper organizational placement for adult probation services (in the judicial or the executive branch) was recommended by the 1979 Governor's Conference on Criminal Justice and was conducted by the Office of Planning and Budget. The legislation creating the Advisory Council for Probation resulted from recommendations of this study. The council provides a formal mechanism for superior court judges to furnish input into executive branch decisions and actions impacting on adult probation matters.

The council for probation consists of ten members, composed of one superior court judge from each of the state's judicial administrative districts who are selected by the various district councils. The initial terms of the appointees to the council are staggered, with all successors to the initial membership serving three year terms. In addition, the council is authorized to employ a staff director.

The council has advisory powers only, which extend to policy, personnel, and budgetary matters. It advises the Department of Offender Rehabilitation, and its board regarding the adult probation services administered by the department's Division of Probation. The council may institute studies and surveys and make recommendations that, in the opinion of the council, will improve the effectiveness and efficiency of probation services throughout the state.

Funds for the council are to be provided from appropriations to or otherwise available for the operation of the superior courts.

## STATE BAR OF GEORGIA

Roots of the State Bar of Georgia date back to 1883 when 33 attorneys formed the original bar association. A year later they adopted a constitution containing a statement of purpose

. . . to advance the science of jurisprudence, promote the administration of justice throughout the State, uphold the honor of the profession of law. . . and establish cordial dealings between members of the profession.

Originally, membership required admittance to the bar and approval by election, with no more than four negative votes. Changes in both the composition of the bar and its requirements for membership took place through the years. In 1963, a most significant event in its history occurred: the General Assembly authorized the establishment of the State Bar of Georgia, changing it from a voluntary professional organization into an official administrative arm of the Supreme Court of Georgia, with the power and duty to govern and discipline its members.

The government of the State Bar of Georgia is vested in a board of governors composed of the president, the president-elect, the immediate past president, the secretary, the treasurer, the president of the Younger Lawyers' Section, the president-elect of the Younger Lawyers' Section, and a number of members from each judicial circuit equal to the number of superior court judges authorized for such circuit, excluding superior court judges emeritus.

Members of the board of governors are not compensated. The board of governors elects an executive director who appoints the staff of the bar. Currently, there is a staff of 22 persons headquartered at the Georgia Justice Center, 84 Peachtree St., Atlanta.

Legal authority for the State Bar of Georgia is designated within Title 9-7 of the Georgia Code Annotated.

The purposes of the State Bar of Georgia, as spelled out in its rules and regulations are:

- a. to foster among the members of the bar of the state the principles of duty and service to the public;
- b. to improve the administration of justice; and
- c. to advance the science of law.

The bar sets forth a canon of ethics for the practice of law within the state and procedures for the discipline of its members through disbarment, suspension, reprimand, and admonition for the violation of its standards of conduct. No person may be admitted to the bar or licensed as an attorney to practice law in Georgia without passing the bar examination. There are currently approximately 13,000 members of the State Bar of Georgia.

The annual operating budget for the bar is approximately \$950,000, which is derived from the annual license fees of its members.

## **IV. ADULT CORRECTIONS**

## OVERVIEW

At least one characteristic of the correctional component of Georgia's adult criminal justice system makes it unique relative to law enforcement and the courts: its centralized administration by the Department of Offender Rehabilitation (DOR). Because all the major activities of the system are to some degree either controlled or administered by DOR, the state's adult correctional agency, the machinery is provided for comprehensive coordination, exchange of information, a continuous program of treatment and, in addition, for facilitating the corrections component's responsiveness to other components of the criminal justice system. Even the major deliverers of correctional services at the local level—the county probation systems and county correctional institutions—must comply both with the substance of state law governing DOR's activities or with the rules and regulations set by DOR.

The centrally administered subsystem of corrections which exists in Georgia today only emerged in the last 25 to 35 years, as did the idea that corrections means something more than prisons. The relatively slow adoption of the corrections concept in Georgia was well expressed in the late sixties by one of the state's correctional administrators: "It is not that we have tried corrections and found it wanting; it is that we have found it difficult and have not tried it."

Corrections efforts in Georgia prior to the mid-1940s provide a sharp contrast to the state's present system of corrections. Like most southern states, those efforts were heavily influenced by the agrarian nature of the South and southern culture. For well over a century, an almost singular devotion to isolated rural prisons and the use of convict labor for profit were their primary characteristics. Political patronage and corruption were indigenous to southern corrections; Georgia was no exception. The state's pursuit of a correctional policy centering on isolation and self-sufficiency of its correctional efforts greatly facilitated the leasing of convict labor and the entrenchment of prisons with a plantation atmosphere, with their attendant abuses.

Concerns over abuse and the consequent investigations into prison conditions served as catalysts to change state correctional policy over a period of time. The convict lease system was abolished in 1908; the use of probation was authorized in 1913; the Pardons and Paroles Board was created in 1943; and in 1943 the state officially declared a policy of rehabilitating inmates. Isolated prisons continued to be the core of the state's correctional process, however, through the 1950s and into the 1960s. The greatest shift in correctional policy, preparing the system for a concerted attempt to release offenders as productive members of society, occurred between the mid-fifties and the mid-seventies. The most tumultuous period of change came in the seventies, with the creation in 1972 of DOR itself and in the early to mid-seventies, with the injection of probation, diversion centers, and transitional centers into the mainstream of the correctional process.

While the rapid transformation of Georgia's correctional policy has been nothing short of remarkable in the last decade, the state's correctional system still is saddled with some ideological and physical legacies of a bygone era. These legacies continue to generate public perceptions of corrections which are guided by human emotion and have little substantive foundation.



As it functions today, Georgia's correctional system confines dangerous offenders and diverts nondangerous offenders to a variety of community-based programs through a provision of a continuum of services. These services complement a series of different dispositions or placements for convicted offenders which comprise the major segments of the correctional system. The dispositions serve as varying degrees of punishment for the convicted offender while the services or programs that accompany the dispositions work toward reintegrating the offender as a law-abiding citizen into the community. Dispositions or placements include probation; diversion centers; correctional institutions, which are ordered by the courts; and transitional centers and parole, which are ordered by DOR and the State Board of Pardons and Paroles.

Probation serves as an alternative to imprisonment and is the least restrictive sentence/disposition involving a deprivation of liberty that the court may order. It involves nonresidential community supervision under behavioral guidelines or conditions of probation and is administered totally by DOR in 152 counties, and partially in the 7 remaining counties. Well over 80 percent of the offenders convicted of criminal offenses in Georgia are sentenced to probation.

Diversion centers also function as an alternative to imprisonment for offenders sentenced to probation; however, the conditions of their probation specify residential supervision. These centers provide greater restrictions on offenders than regular probation, but less severe restrictions than imprisonment. DOR administers all diversion centers in the state, except for a center in Fulton County. Approximately 3 percent of the offenders sentenced to probation are placed in diversion centers.

Correctional institutions contain convicted offenders who have been sentenced to a specified period of confinement; as such they constitute the most restrictive disposition/sentence. DOR administers 18 state institutions which hold over 75 percent of the offenders sentenced to confinement in the state. Thirty-seven county correctional institutions hold the remaining state offenders. These institutions must comply with rules and regulations set by the Board of Offender Rehabilitation which governs DOR. Although less than 20 percent of convicted offenders are sentenced to institutions, Georgia has one of the highest per capita incarceration rates in the nation.

As a supplement to incarceration, transitional centers offer a structured residential program of readjustment to the community for offenders who are serving the last several months of their incarceration. Placements in transitional centers are ordered by DOR, which administers all centers in the state. Roughly 10 percent of the offenders released from prison are released from these centers.

Parole involves the release of an offender from an institution after he has served a portion of his sentence. Parolees are supervised in the community under conditions that permit their return to prison in the event of misconduct. The decision to parole offenders is within statutory guidelines, the sole province of the State Board of Pardons and Paroles, which is administratively attached to DOR. Approximately 30 percent of the offenders released from prison are released by parole.

This chapter presents a descriptive narrative and statistical summary of the major segments of adult corrections—probation, institutions, diversion centers, transitional centers, parole—and their allied and supporting services which combine to form Georgia's adult correctional system. Descriptive information is also included on Georgia's pretrial programs which basically constitute a judicial function with a correctional mission.

**ADULT CORRECTIONS AT  
THE LOCAL GOVERNMENT LEVEL**

## PRETRIAL PROGRAMS

Pretrial diversion, release and/or intervention programs are a relatively new innovation in the criminal justice systems of Georgia and the United States. Throughout the sixties these programs were developed across the country as a response to what was perceived as the unnecessary and costly pretrial detention and prosecution of nonserious offenders. Basically the programs sought to assist low-risk indigent offenders. Some programs, such as release programs, simply worked to free these offenders prior to trial; others, such as diversion/intervention, were more concerned with preventing the involvement of offenders in the entire criminal process. The latter programs required offenders to meet various program requirements successfully in order to have charges against them dismissed. All programs required offenders to meet certain established criteria to be eligible for participation.

The majority of pretrial programs were initiated with federal funds from the U.S. Department of Labor and later with funds from the federal Law Enforcement Assistance Administration (LEAA). The most widely recognized initial effort in the area of pretrial programs is the Manhattan Bail Project, started in New York City in 1961 by the Vera Foundation. Georgia's first venture into this area was in 1964 with a small-scale program in the Atlanta Judicial Circuit, the Fulton County Pre-Trial Release Program. During the seventies, programs with variations on and/or combinations of the themes of pretrial release and diversion were developed primarily in the metropolitan Atlanta area, although programs were also created in Hall County, Chatham County, and the Blue Ridge Judicial Circuit. Several of these were short-lived, expiring after only a few years' operation. Some were apparently more successful and expanded or were consolidated with other programs.

Currently, there are at least five formal pretrial programs functioning in Georgia. The programs are located in the City of Atlanta/Fulton County, Cobb County, Hall County, Chatham County, and the Blue Ridge Judicial Circuit. The organizational placement and structure of pretrial programs in Georgia varies considerably from program to program. As a general rule, however, all programs function under the authority of their respective superior or state courts and/or county governments.

No overall specific statutory or constitutional authority is designated for pretrial programs in Georgia, although the 1980 General Assembly did pass local legislation (House Bill 1807) declaring it a policy of the State Court of Chatham County to use pretrial diversion procedures in first offender misdemeanor cases. Overall authority may generally be derived from titles 27-9, 27-14, 27-18, and 27-2729 through 27-2732 of the Georgia Code Annotated.

While pretrial programs in Georgia are generally organized as judicial functions, their basic missions are of a correctional nature. Pretrial diversion programs intervene in cases prior to trial and offer defendants the opportunity to participate in a special community-based rehabilitation program tailored to the individual defendant's needs. Successful completion of the program is usually exchanged for consideration by the prosecutor of dropping charges against the defendant. The primary goals of pretrial release programs are the release of persons detained while awaiting trial and their later appearance at trial. Release programs try to arrange for the release of

persons awaiting trial who do not present a great danger and cannot afford to make bail. Often, these programs will find jobs for individuals while they are awaiting trial, and some counseling services or referrals to other special community-based treatment options may be provided. Recommendations to the courts for diversion or release are based on interviews of candidates and consideration of factors such as prior record, employment, residence, community ties, and seriousness of offense.

Although funds for the operation of Georgia's pretrial programs are generally provided by local revenues and federal grants, the programs in Fulton and Chatham counties receive indirect state fund assistance from the Georgia Department of Labor's Correctional Services Division under an agreement between the counties and the department.

TABLE IV-1

FISCAL YEAR 1979 GENERAL PROFILE  
LOCAL PRE-TRIAL PROGRAMSSOURCE: Survey of Pre-Trial Programs Conducted  
By APDC Criminal Justice Planners, 1979

Program Name/Location	Number Program Staff	Number Cases Screened	Number/Percent Clients Released <sup>1</sup>	Selection Criteria for Program Participants	Estimated <sup>2</sup> Cost Savings	Annual Operating Budget FY 80
Hall County Pre-Trial Program Gainesville, Georgia	1	93	42 (45%) <sup>3</sup>	(1) Nature of the Offense (2) Past Criminal Record (3) Community Ties (4) Length of Residence (5) Recommendation of D.A., Victim, Investigator (6) Employment Record (7) Willingness to Accept Employment	\$ 38,640	\$ 12,507
Blue Ridge Circuit Pre-Trial Services Jasper, Georgia	3	303	76 (25%) <sup>4</sup>	(1) Nature of the Offense (2) Past Criminal Record (3) Length of Residence (4) Employment Record (5) Family Ties (6) Community Attitudes	\$ 40,000	\$ 40,750
City of Atlanta/Fulton County Pre-Trial Program Atlanta, Georgia	9	3,094	2,705 (87%) <sup>5</sup>	(1) Interview Results (2) Community Ties (3) Nature of the Offense: Restricted to Misdemeanors, Violations of City Ordinances, Traffic Offenses	\$150,000	\$124,795 <sup>6</sup>
Program Name/Location	Number Program Staff	Number Cases Screened	Number/Percent Clients Released <sup>1</sup>	Selection Criteria for Program Participants	Estimated <sup>2</sup> Cost Savings	Annual Operating Budget FY 80
Cobb County Pre-Trial Program Marietta, Georgia	16	1,861	1,041 (56%)	(1) Interview Results (2) Community Ties (3) Charges Pending in State or Superior Court	\$614,280	\$150,000
Chatham County Pre-Trial Program Savannah, Georgia	N.A.	N.A.	N.A.	N.A.	N.A.	N.A. <sup>6</sup>

N.A. Denotes Not Available

<sup>1</sup> Defendants meeting Pre-Trial Diversion Program criteria, who were released without bond pending disposal of charges.<sup>2</sup> Projected cost of detaining program participants prior to trial.<sup>3</sup> Majority of releases were individuals with felony charges pending in Superior Court.<sup>4</sup> Represents only 9 months of data.<sup>5</sup> Clients are released on their own recognizance (ROR) bond.<sup>6</sup> Programs in Fulton, Chatham Counties receive indirect State assistance through pre-trial intervention services provided by the Department of Labor's Correctional Services Division.

## COUNTY ADULT PROBATION SYSTEMS

Probation, the alternative to sentencing offenders to periods of imprisonment, permits less dangerous offenders to be placed under community supervision in accord with certain conditions specified by the court to foster improvements in the offender's conduct and condition. In America probation first gained legislative authority in 1878. In Georgia, probation as a disposition for convicted offenders was first authorized by the 1913 General Assembly (Georgia Laws 1913, p. 112). Between 1913 and the mid-1930s the administration of probation and the supervision of probationers were apparently largely matters of local responsibility. Generally, the appointment of county probation officers was made by superior court judges acting on the recommendation of grand juries. In some jurisdictions, however, volunteer probation officers and court bailiffs performed probation duties.

From the mid-thirties through 1956, the state gradually absorbed the responsibility for probation. Responsibility for probation supervision and the hiring of probation officers was initially vested in the State Prison and Parole Commission in 1938 and in 1943 was transferred to the State Board of Pardons and Paroles. Following the passage in 1956 of the Statewide Probation Act, the State Board of Pardons and Paroles served ex-officio as the State Board of Probation until 1972, when the Board of Offender Rehabilitation and the Department of Offender Rehabilitation's Probation Division were jointly charged with the responsibility for administering the 1956 Statewide Probation Act, as amended.

Although the 1956 act created a probation system to be administered by the state, it contained a provision specifying that, "any county probation system in existence on the effective date of this law shall not be affected by the passage of this law, regardless of whether the law under which such system exists is specifically repealed by this law." In continuing county probation systems, the act required the county systems to comply with its substantive provisions and to maintain liaison with the state's director of probation, but sustained their independence from the state regarding administrative hiring and funding procedures.

Currently only seven Georgia counties — Fulton, DeKalb, Bibb, Cobb, Chatham, Muscogee/Columbus, and Richmond — still retain independent probation systems. Adult probation services in the remaining 152 counties are administered by DOR's Probation Division.

Historically, county probation officers have been appointed, according to the law, by the judges of the courts they serve on the recommendation of the grand juries. In Fulton County, however, officers are appointed through civil service procedures. As a practical matter, officers in most county systems are selected by a combination of judicial appointment and civil service procedures. The chief executive officers of the Fulton and DeKalb probation departments are the directors of probation. County probation officers are headquartered in their respective counties' courthouses. Fulton County operates an adjustment center for probationers located at 975 Memorial Drive in Atlanta.

Legal authority for county adult probation departments is designated in Georgia Laws 1931, p. 154; Georgia Laws 1933, p. 233; Georgia Laws 1937,

p. 485; Georgia Laws 1945, p. 1009; Georgia Laws 1956, p. 65; Title 27-27 of the Georgia Code Annotated; and most specifically, in Title 27-2716 of the Georgia Code Annotated.

Only two of Georgia's seven county probation systems, Fulton and DeKalb, operate almost wholly outside of state jurisdiction by continuing to handle all felony cases referred to them by the superior courts in their counties, as well as misdemeanor cases referred by their state courts. Even in these counties, DOR supervises those probationers transferred from other states and other judicial circuits in Georgia. Nonetheless, because of the large number of offenders sentenced by the courts in Fulton and DeKalb, the probationers supervised by these counties constitute a large percentage of offenders on probation in the state. Fulton County has the only local system which maintains an adjustment center for probationers. The center, like the state's 12 diversion centers for probationers, provides residential supervision for probationers who require closer supervision than can be provided by the regular probation program of nonresidential community supervision.

In Bibb, Cobb, Chatham, Muscogee/Columbus and Richmond counties, DOR's Probation Division receives and supervises all superior court cases; in the same counties, small county probation units supervise misdemeanants sentenced to probation by state courts. The number of probationers supervised by county officers in all five counties accounts for only a small fraction of the total number of offenders on probation in the state.

The duties of county probation officers, which are identical to those of circuit probation supervisors employed by DOR, include notifying probationers of the terms of their probation and any changes or modifications in such terms; instructing probationers about the terms of their probation; staying informed of the conduct, habits, associates, employment, recreation, and whereabouts of probationers by visits and/or reports; making reports in writing or otherwise as the court requires; using practical and proper methods, such as counseling, to aid and encourage the probationer's improvement; collecting any fines that are ordered subsequent to a criminal proceeding; and keeping records on each probationer who is referred to them. Additionally, if the court so orders, officers conduct presentence investigations and submit written reports in each felony case in which the defendant has entered a plea of guilty, nolo contendere, or has been convicted. Officers may also collect child support fees from offenders convicted of abandonment or bastardy, as well as arrest probationers believed to be in violation of the terms or conditions of their probation.

Operating funds for county probation systems are provided through appropriation of county funds.

TABLE IV-2

1980 GENERAL PROFILE  
INDEPENDENT COUNTY ADULT PROBATION SYSTEMS<sup>1</sup>

SOURCE: Survey of Independent County Adult Probation Systems  
Conducted by APDC Criminal Justice Planners, 1979

	Fulton County Adult Probation	DeKalb County Adult Probation
Number of Probation Officers With Assigned Caseloads	48 (+ 9 Supervisors With Small Caseloads)	28
<u>Probation Caseload</u>		
Offenders Under Supervision	16,587	4,481
Percent Revoked	4.8%	8.4%
Felony Cases	6,319	1,984
Percent Revoked	8.2%	5.0%
Misdemeanor Cases	2,487	1,024
Percent Revoked	8.9%	6.0%
Abandonment and Bastardy Cases	7,781	1,473
Percent Revoked	.7%	17.0%
Average Caseload	249 <sup>2</sup>	160
Percent of Probationers Receiving Pre-Sentence Investigations	10.0%	10.0%
Fiscal Year 1980 Operating Budget	\$1,900,621 <sup>3</sup>	\$1,030,000

<sup>1</sup>Fulton and DeKalb Counties are the only fully independent local probation systems. Bibb, Chatham, Cobb, Columbus/Muscogee and Richmond Counties operate small probation departments which only supervise misdemeanants from State Courts. Complete statistics were not available for these counties.

<sup>2</sup>Reflects only felons and misdemeanants. Average caseload of Child Support and Recovery Unit is 493.

<sup>3</sup>Includes \$183,372 for Adjustment Center.

## COUNTY CORRECTIONAL INSTITUTIONS

Since their creation in 1880 as an alternative form of penalty to be inflicted only upon failure and refusal to pay fines imposed for violating local ordinances, Georgia's county correctional institutions have been known variously as work or chain gangs, public works camps, and county correctional institutions. Chain gangs apparently began to receive state prisoners on a regular basis sometime after 1908 when the state's policy of leasing convict labor to contractors was abandoned, leaving state prisoners to be incarcerated at a state prison farm or assigned to the counties for work on public roads.

During the 1930s, chain gangs or county public works camps reached their pinnacle with as many as 96 such installations in operation in Georgia. An act of the General Assembly (Georgia Laws 1937-38, Extra Session, p. 352) changed the name of chain gangs to "public works camps." During the late thirties to early forties, the General Assembly provided that public works camps complying with rules and regulations established by the state's governing board\* for prisons would receive a quota of state prisoners in accordance with methods of apportionment established by the board. The fundamental substance of this provision remains in effect today despite its repeal and revision in 1956 and further amendment in 1964, 1970, 1975, and 1980.

Approximately 20 public works camps were closed from 1942 to 1966, primarily because of financial instability. An additional 36 were closed for similar reasons between 1967 and 1974. In the mid-1970s, two significant changes impacted the public works camps. First, in 1972, they were renamed county correctional institutions; second, in 1975, on the recommendation of the governor, the General Assembly appropriated state funds to provide a subsidy to county correctional institutions of three dollars per inmate per day to pay for part of the cost of maintaining each state prisoner incarcerated in a county correctional institution. Since the establishment of this subsidy and a subsequent increase to five dollars per inmate per day, only a handful of institutions have closed.

Currently, 37 Georgia counties maintain county correctional institutions. The overwhelming majority of inmates incarcerated in these institutions are state prisoners. Consequently, these institutions are subject to rules and regulations promulgated by the Board of Offender Rehabilitation which governs their administration and operation. The institutions hold an average daily population of nearly 2,600 state prisoners who are assigned to them by the Department of Offender Rehabilitation's Division of Offender Administration. At least two counties (Cherokee and Cobb) operate institutions or work camps which technically cannot be termed county correctional institutions since they do not incarcerate state prisoners or comply with the Board of Offender Rehabilitation's rules and regulations governing county institutions.

County correctional institutions should not be confused with Georgia's 148

\*Between 1937 and 1946, this board was known variously as the State Prison Commission, the State Penal Administration Board, the State Board of Penal Corrections, the State Prison and Parole Commission, the State Board of Prisons, the Commission of Corrections, and the State Board of Corrections.

county jails, which serve primarily as shorter-term holding facilities for offenders awaiting trial or transfer to a longer-term facility. The jails are also used as incarceration facilities for misdemeanor offenders convicted of violating local ordinances.

Personnel employed in county correctional institutions must meet qualifications defined by the Board of Offender Rehabilitation. The chief administrative officer of each of the county institutions is the warden, who is appointed by the governing authority of the county, subject to the approval of the Board of Offender Rehabilitation. Wardens serve at the pleasure of the county governing authority or the Board of Offender Rehabilitation. DOR's deputy commissioner, who heads the department's Division of Institutional Operations, is responsible for enforcing rules and regulations applicable to the operation of county correctional institutions.

Legal authority for the county correctional institutions is specifically designated in titles 69-205 and 77-312 through 77-314 of the Georgia Code Annotated and is generally designated throughout Title 77-3 of the Georgia Code Annotated.

County correctional institutions serve primarily as places for confinement or imprisonment and care of prisoners assigned to them by the state's Board of Offender Rehabilitation. A small number of prisoners who are the sole responsibility of the county are also incarcerated in these institutions. Together with the 18 correctional institutions operated by the state, the 37 county correctional institutions house virtually all offenders who are convicted of violating state laws and sentenced to a period of imprisonment. For the most part, county institutions, which house just over 20 percent of all state prisoners, maintain a heavy emphasis on the performance of public work by inmates. In recent years, however, a majority of the institutions have employed correctional counselors to assist in rehabilitating inmates. The capacities of these institutions range from 30 to nearly 200 inmates. Confined inmates are exclusively males who generally are serving sentences from one to ten years in length.

Operating funds for county correctional institutions are derived from local funds provided by the county governing authority and state funds provided to DOR through the county subsidy program. During fiscal year 1980, state funds appropriated for the county subsidy program amounted to \$4,667,500. Legislation passed by the 1980 General Assembly (House Bill 488) allows counties receiving these funds to use them to supplant previous levels of county funds that were used to support operation of county correctional institutions.

TABLE IV--3

FISCAL YEAR 1979 GENERAL PROFILE  
COUNTY CORRECTIONAL INSTITUTIONS<sup>1</sup>

SOURCES: Department of Offender Rehabilitation, 1979, and  
Statewide Corrections Survey Conducted by  
APDC Criminal Justice Planners, 1979

Institution Name/Location	Date Constructed <sup>2</sup>	Number Administrative Staff	Number Custodial Staff	Number Treatment Staff <sup>3</sup>	Mission/ Major Programs	Security Level	Designed Capacity <sup>4</sup> (Number of Beds)	Average Daily Population <sup>5</sup>	Annual Operating Budget <sup>6</sup> 1978
Bulloch CCI Statesboro	1946	3	22	1	Public Works	Close	40	43	\$ 330,000
Calhoun CCI Morgan	1955	3	13	3	Public Works	Close	50	45	\$ 293,000 <sup>7</sup>
Carroll CCI Carrollton	1934	4	24	2	Public Works/ Vocational Training	Close	100	93	\$ 406,000
Clarke CCI Athens	1910	3	13	1	Public Works/ Vocational Training	Medium	62	63	\$ 258,000
Colquitt CCI Moultrie	1954	2	10	2	Public Works	Close	85	85	\$ 233,000
Columbus CCI Columbus	1954	4	91	7	Public Works	Close	186	181	\$ 515,000
Coweta CCI Newnan	1977	3	32	1	Public Works	Close	95	92	\$ 425,000



TABLE IV-3 (cont'd.)

Institution Name/Location	Date Constructed <sup>2</sup>	Number Administrative Staff	Number Custodial Staff	Number Treatment Staff <sup>3</sup>	Mission/ Major Programs	Security Level	Designed Capacity <sup>4</sup> (Number of Beds)	Average Daily Population <sup>5</sup>	Annual Operating Budget <sup>6</sup> 1978
Decatur CCI Bainbridge	1954	2	15	2	Public Works	Close	75	59	N.A.
Effingham CCI Springfield	N.A.	3	8	1	Public Works/ Vocational Training	Close	35	37	\$ 172,000
Floyd CCI Rome	N.A.	2	15	1	Public Works	Close	90	83	N.A.
Fulton CCI <sup>8</sup> Alpharetta	1955	5	65	2	Public Works	Close	345	263	\$ 1,383,000
Gilmer CCI Ellijay	N.A.	3	17	1	Public Works	Medium	60	61	N.A.
Grady CCI Cairo	1956	3	13	2	Public Works	Close	45	35	N.A.
Gwinnett CCI Lawrenceville	N.A.	3	20	2	Public Works	Close	100	89	N.A.
Hall CCI Gainesville	1963	3	20	1	Public Works/ Vocational Training	Close	110	109	\$ 215,000

TABLE IV-3 (cont'd.)

Institution Name/Location	Date Constructed <sup>2</sup>	Number Administrative Staff	Number Custodial Staff	Number Treatment Staff <sup>3</sup>	Mission/ Major Programs	Security Level	Designed Capacity <sup>4</sup> (Number of Beds)	Average Daily Population <sup>5</sup>	Annual Operating Budget <sup>6</sup> 1978
Harris CCI Hamilton	1936	4	11	0	Public Works	Medium	35	35	\$ 540,000
Hart CCI Hartwell	N.A.	3	11	1	Public Works	Medium	31	30	\$ 154,000
Houston CCI Perry	1974	4	22	11	Public Works	Close	90	88	\$ 405,000
Jackson CCI Jefferson	1930	3	17	1	Public Works/ Vocational Training	Close	65	59	\$ 179,000
Jasper CCI Monticello	1951	2	11	1	Public Works	Close	30	31	\$ 112,000
Jefferson CCI Louisville	1950	3	9	2	Public Works/ Vocational Training	Close	70	69	\$ 512,000
Macon CCI Oglethorpe	N.A.	2	14	1	Public Works	Close	50	52	N.A.
Meriwether CCI Greenville	1935	2	16	3	Public Works	Close	60	59	\$ 1,070,000

TABLE IV-3 (cont'd.)

Institution Name/Location	Date Constructed <sup>2</sup>	Number Administrative Staff	Number Custodial Staff	Number Treatment Staff <sup>3</sup>	Mission/ Major Programs	Security Level	Designed Capacity <sup>4</sup> (Number of Beds)	Average Daily Population <sup>5</sup>	Annual Operating Budget <sup>6</sup> 1978
Mitchell CCI Camilla	1953	3	12	2	Public Works	Close	60	48	\$ 264,000
Morgan CCI Madison	1964	2	10	2	Public Works	Close	42	40	\$ 139,000
Pike CCI Zebulon	1930	2	15	1	Public Works	Close	35	34	\$ 75,000
Randolph CCI Cuthbert	1951	2	9	1	Public Works	Close	50	45	\$ 131,000
Richmond CCI Augusta	1962	5	28	4	Public Works/ Vocational Training	Close	140	138	\$ 1,396,000
Screven CCI Sylvania	N.A.	1	8	0	Public Works	Close	49	48	\$ 295,000
Spalding CCI Griffin	1953	4	29	1	Public Works	Close	65	66	\$ 959,000
Stewart CCI Lumpkin	1955	2	7	2	Public Works	Close	30	26	\$ 282,000

TABLE IV-3 (cont'd.)

Institution Name/Location	Date Constructed <sup>2</sup>	Number Administrative Staff	Number Custodial Staff	Number Treatment Staff <sup>3</sup>	Mission/ Major Programs	Security Level	Designed Capacity <sup>4</sup> (Number of Beds)	Average Daily Population <sup>5</sup>	Annual Operating Budget <sup>6</sup> 1978
Sumter CCI Americus	1939	3	19	1	Public Work	Close	60	53	\$ 221,000
Terrell CCI Dawson	1947	2	14	2	Public Works	Close	70	60	\$ 257,000
Thomas CCI Thomasville	1930's	2	16	1	Public Works/ Vocational Training	Close	110	84	\$ 1,724,000
Troup CCI LaGrange	1927	9	19	1	Public Works	Close	90	83	\$ 195,000
Upson CCI Thomaston	N.A.	3	19	1	Public Works	Close	45	45	N.A.
Worth CCI Sylvester	1937	3	17	1	Public Works	Close	80	67	\$ 245,000
TOTAL ALL CCI'S	N/A	112	711	69	N/A	N/A	2,835	2,598	\$13,385,000

TABLE IV-3 (cont'd.)

N.A. denotes not available.

N/A denotes not applicable.

<sup>1</sup>Profile does not include County Correctional Institutions in Cobb and Cherokee Counties, which confine only county inmates.

<sup>2</sup>Many CCI's have been renovated since initial construction. Additionally, a few CCI's have closed and reopened since initial construction.

<sup>3</sup>Primarily includes counselors and teachers.

<sup>4</sup>CCI's inmate housing is of open dormitory barracks style; hence capacity figures reflect number of beds.

<sup>5</sup>These figures reflect average daily number of State inmates confined. CCI's also confine a small number of county inmates. The average is based on the 8-month period between 7/1/79 and 2/29/80.

<sup>6</sup>CCI annual operating budgets may be based on fiscal years or calendar years. Additionally, many budgets include public works activities. Further, each CCI is reimbursed by the State at the rate of \$5 a day per each State inmate confined. The total reimbursement or subsidy for all CCI's from the State amounted to \$4,667,500 during Fiscal Year 1980 and \$4,161,492 during Fiscal Year 1979. Because of these factors, figures reported in this column should only be considered as gross approximations of institutional operating budgets, not as accurate indications of operating costs. Figures are reported for 30 of the 37 CCI's which confine State inmates.

<sup>7</sup>1977 Annual Operating Budget.

<sup>8</sup>Fulton County actually operates three separate institutions in College Park, Alpharetta and Atlanta. Data for Fulton County, with the exception of "Date Constructed", reflect a summary profile of all three institutions.

**ADULT CORRECTIONS AT  
THE STATE GOVERNMENT LEVEL**

## DEPARTMENT OF OFFENDER REHABILITATION

In 1816 the Georgia General Assembly authorized the establishment of a state penitentiary at Milledgeville. Prior to this, convicted offenders were generally subjected to corporal punishment or confinement in county jails. From 1820 until the Civil War, the penitentiary operated under the direction of a Board of Inspectors and its chief administrative officer, the principal keeper. In November 1864, the inmates were offered a pardon conditioned on service in the Confederate Army. Subsequently, Union forces destroyed the penitentiary as they moved through Milledgeville.

The 1866 General Assembly authorized the repair of the penitentiary; however, the state simultaneously embarked on a policy which greatly diminished its responsibility for maintaining prisoners. That policy, the convict lease system, basically involved inmates in public works and in labor for private entities, who contracted with the state. While the system was not abolished until 1908, abuses of the system led to a reform move in 1897 and the creation of the State Prison Commission. The commission was established as a three-member elected body with authority for the complete management and control of state convicts. Additionally, it was authorized to act as a board of pardon and directed to establish prison farms for female, youthful, and disabled inmates. After the elimination of the convict lease system in 1908, all prisoners were to be incarcerated at a state prison farm or assigned to counties for work on public roads.

Beginning in 1937, the State Prison Commission and its functions underwent significant changes. For a period of six years, until 1943, alterations were made in the number of members, their elective status, and in the name of the commission. These alterations, occurring almost annually, were coupled with a juggling of authority over the function of incarceration as opposed to parole, probation, and pardon functions. By 1943, authority over prisoners in the state's penal institutions was vested in the State Board of Prisons, which was composed of three members appointed by the governor with Senate confirmation. Powers that related to pardons, paroles, and probation were entrusted in a newly created State Board of Pardons and Paroles which gained constitutional status via amendment. That same year, however, the General Assembly undertook a major investigation of Georgia's prisons as well as a study of other prison systems in the South. Based upon these studies, a special session of the legislature in 1943 replaced the State Board of Prisons with a State Department of Corrections.

The Constitution of 1945 established a State Board of Corrections as a constitutional body and retained the constitutional status of the State Board of Pardons and Paroles. The State Board of Corrections was granted all the powers of the State Department of Corrections by the 1946 General Assembly, and the statute establishing a State Department of Corrections was repealed.

The 1956 General Assembly passed the Statewide Probation Act providing that the State Board of Pardons and Paroles act ex-officio as the State Board of Probation and creating a statewide probation system.

In 1972, with the passage of the Reorganization Act, the corrections' functions of the state were once again significantly adjusted and rearranged. The

act created a new Department of Offender Rehabilitation, assigned the State Board of Pardons and Paroles to the department for administrative purposes, abolished the State Board of Probation, and transferred its functions to the Board of Offender Rehabilitation. The Board of Offender Rehabilitation, under the authority of a 1976 constitutional amendment, ultimately replaced the State Board of Corrections. Since 1976, the status and functions of the Board of Offender Rehabilitation, the Department of Offender Rehabilitation, and the State Board of Pardons and Paroles, have remained relatively stable with two important exceptions. Those exceptions, which were a product of the 1980 General Assembly, include (1) establishment of the Board of Offender Rehabilitation as the ex-officio Georgia Correctional Industries Administration, and (2) creation of an Advisory Council for Probation, composed of superior court judges, to advise the board and department on budgetary, policy, and personnel matters related to the functions of the Division of Probation within the department. Additionally, between 1976 and 1980, responsibility for the supervision of parolees and the conducting of preparole investigations was shifted back to the parole board following the transfer of these responsibilities to the department by the Reorganization Act of 1972.

General policy for the administration of the department is set by the Board of Offender Rehabilitation. The board consists of nine members appointed by the governor with senate confirmation. The chief executive officer of the department is the commissioner who is appointed by and serves at the pleasure of the board. The department is headquartered at 800 Peachtree Street in Atlanta.

The Department of Offender Rehabilitation is the principal agency in Georgia responsible for the adult correctional system. Its fundamental mission is to implement the sentences of the courts with criminal jurisdiction in the state. In carrying out its mission, the department's major goal is to provide maximum protection for the lives and property of the state's citizens. To accomplish this mission and goal, the department administers the state's correctional institutions and rehabilitative programs for inmates, as well as administering the supervision of probationers. (The State Board of Pardons and Paroles administers the supervision of parolees and the granting of executive clemency.) The Department and the Board of Offender Rehabilitation are granted broad authority to promulgate rules and regulations governing the correctional system. Their statutory direction in this regard is relatively unspecific, leaving the board with considerable discretionary authority.

Legal authority for the department is designated within titles 2-21, 27-27, 40-35162.1 through 40-35162.7, 77-3, 77-4, 77-5a, 77-5b, 77-5c, and 77-9 of the Georgia Code Annotated.

The department's work is carried out by five major divisions: the Office of Offender Rehabilitation Services, the Division of Offender Administration, the Division of General Services Administration, the Division of Probation, and the Division of Institutional Operations.

The Office of Offender Rehabilitation Services provides staff support to the operational components of the agency with the overall task of developing and monitoring rehabilitation programs. It provides technical assistance in the operation and management of health services, counseling programs, education and vocational training programs, and recreation and religious



programs. Additionally, this office develops prerelease programs and manages six transitional community centers and one specialized transitional center for offenders within their last months of incarceration.

The Offender Administration Division's primary responsibility is the reception, transfer, and release of offenders sentenced to the custody of the department. Included in this responsibility are assignment of inmates; initiation, maintenance, and control of the official departmental record on each offender; computation of sentences; and processing of commitment papers, court orders and motions, furloughs, disciplinary reports, security changes, detainers, and all other records impacting service of sentence by offenders. Additional duties of the division include administration of the earned time system, the Youthful Offender Program, and diagnostic/classification coordination.

The Division of General Services Administration basically provides central administration and support services in personnel, budget, fiscal management, planning, federal grants management, food service, farm operations, staff training and development, facility development, and purchasing and procurement.

The Division of Probation is primarily charged with the nonresidential supervision of and provision of services to over 45,000 adult offenders sentenced to a term of probation in the community. This duty involves the management of over 700 employees in probation offices located in judicial circuits throughout the state. Additionally, the division manages 12 community diversion centers which house probationers and serve as an alternative to incarceration.

The Division of Institutional Operations maintains overall responsibility for the custody and treatment of the nearly 12,000 offenders sentenced to the custody of the department for a term of incarceration. These offenders are assigned to 18 state correctional institutions and 37 county correctional institutions. The division is charged with the administration of all state correctional institutions in addition to the enforcement of departmental rules and regulations applicable to county correctional institutions.

The Department of Offender Rehabilitation's total operating budget for fiscal year 1980 was \$83,286,858. During this fiscal year, the department employed 3,916 individuals.

## STATEWIDE ADULT PROBATION SYSTEM DIVISION OF PROBATION DEPARTMENT OF OFFENDER REHABILITATION

From 1913 when probation was legally authorized in Georgia as an alternative to sentencing offenders to prison until the mid-1930s, its administration was ostensibly a matter of county responsibility. The state's initial venture into probation began sometime in the thirties and culminated in 1956 with the creation of a statewide probation system, which gave the state supervisory authority over probationers in all but a few of Georgia's 159 counties.

An act of the General Assembly (Georgia Laws 1937-8, Extra Session, p. 200) passed in the late 1930s gave the state's Prison and Parole Commission authority to supervise probationers and to hire probation officers. The extent of the commission's jurisdiction was not specified in the act. In 1943 the commission was abolished by the General Assembly, and its powers relative to probation were transferred to the newly created State Board of Pardons and Paroles (Georgia Laws 1943, p. 210). In 1956, when the passage of the Statewide Probation Act created a probation system to be administered by a State Board of Probation, the State Board of Pardons and Paroles was designated to act ex-officio as the State Board of Probation.

Although the Statewide Probation Act repealed most of the previous laws regarding probation and its administration by statutorily specifying the creation of a statewide probation system, it also provided that county probation systems in existence at the time the act was passed would continue to exist. Ultimately this provision had the effect of allowing fully independent county probation systems to continue to function in Fulton and DeKalb counties and semi-independent county probation systems to continue in Bibb, Cobb, Chatham, Muscogee/Columbus, and Richmond counties.

The State Board of Pardons and Paroles continued to function as the State Board of Probation until passage of the Reorganization Act of 1972. This act transferred the policymaking functions of the Board of Probation to the Board of Offender Rehabilitation and transferred its administrative functions to the Department of Offender Rehabilitation (DOR). Today, the statewide adult probation system is administered by DOR's Division of Probation; policy for the division continues to be set by the Board of Offender Rehabilitation. As a result of legislation passed by the 1980 General Assembly (Senate Bill 519), the board and the department now receive advice regarding budget, policy, and personnel matters relative to probation services from a newly created body of superior court judges designated as the Advisory Council on Probation.

Currently, Georgia's statewide adult probation system consists of full probation services in 152 counties. In these counties, DOR probation officers provide community supervision, guidance, and counseling in accordance with conditions specified by the court to all convicted offenders sentenced to terms of probation. In five counties — Cobb, Chatham, Bibb, Muscogee/Columbus, and Richmond — DOR officers receive and supervise all superior court cases, while county probation officers supervise misdemean-

ants sentenced by the state courts. In two counties — Fulton and DeKalb — DOR officers supervise only probationers transferred from other jurisdictions, while county probation officers supervise all other probation cases. Both state and county probation officers are required to comply with the substantive provisions of the Statewide Probation Act, and county probation officers are required to maintain liaison with the state's Director of Probation.

In addition to the traditional probation services provided by DOR's statewide system, 12 diversion centers located throughout the state are maintained by DOR as a part of the probation system. While traditional probation involves nonresidential supervision of offenders in the community, diversion centers provide residential supervision in a structured environment for high risk probationers who may require more supervision than traditional probation but less than prison (see p. 218).

Legal authority for DOR's Division of Probation and the statewide probation system is designated in titles 2-21, 27-27, 40-351625, and 77-507a of the Georgia Code Annotated.

DOR's Division of Probation is headed by the director of probation (a deputy commissioner) who is appointed by and serves at the pleasure of the Board of Offender Rehabilitation. Policies are set by the nine-member Board of Offender Rehabilitation. The division's Advisory Council on Probation is composed of 10 superior court judges selected by the district councils of the state's 10 judicial administrative districts.

DOR probation officers are legally titled as circuit probation supervisors. In practice, however, they are broken down into the following classifications: chief probation officer, probation supervisor III, probation supervisor II, probation supervisor I, and probation aide. The supervisors are selected by the deputy commissioner on a competitive merit basis and must meet minimum qualifications prescribed by law. If a judge or a majority of the judges of a circuit or circuits are dissatisfied with a supervisor assigned to the circuit or circuits, the judge or judges may relieve the supervisor from his/her duties and recommend to the director of probation, who must generally comply with such a recommendation, that the supervisor be discharged or reassigned. Diversion center personnel employed by the division, like probation personnel, are selected on a competitive merit basis, but are not subject to dismissal by the recommendation of judge(s).

The division's central headquarters are located at 800 Peachtree Street in Atlanta. Additionally, the division maintains six district offices and offices in each of the state's 42 judicial circuits, which normally are located in the cities where the superior court regularly convenes. Diversion centers operated by the division are located in Albany, Athens, Atlanta, Augusta, Marietta, Gainesville, Macon, Rome, Thomasville, and Waycross.

For organizational purposes, and to facilitate the administration of Georgia's statewide system in the delivery of probation services to over 45,000 offenders, the division divides the state into six regional districts. Each district maintains an office headed by a district director who supervises probation services and diversion centers located in the seven judicial circuits assigned to his district.

In each judicial circuit, a probation office is maintained and headed by a chief probation officer who is supervised by a district director. Since circuits vary in size, the specific assignment of other probation supervisor positions varies; however, each circuit office generally has a complement of probation supervisor Is, IIs, and IIIs in addition to probation aides. Where possible, supervisors and aides are assigned to caseloads consistent with their rank: supervisor IIIs receive a relatively small caseload of generally serious felony probationers, supervisor IIs receive a larger caseload of less serious felony probationers, supervisor Is receive a large caseload of misdemeanor probationers, and probation aides are assigned caseloads of probationers who were convicted of abandonment or bastardy offenses and have been ordered by the court to pay child support. The responsibilities of the aides are generally limited to collection of child support fees from probationers.

Generally, nonresidential or traditional probation supervision carried out by DOR's probation officers involves monitoring a probationer's compliance with behavioral guidelines, which are known as terms or conditions of probation and are specified by the court in statutorily prescribed general terms or conditions. DOR's procedures, consistent with the philosophy of the division, emphasize graduated levels of supervision and services which vary according to the individual offender's problems and needs. In addition, the division stresses the importance of presentence/diagnostic information to assist the courts in reaching sentencing decisions and the overall need for a uniform systematic approach to supervising the state's probationers, who have more than doubled in number during the last decade.

The duties of circuit probation supervisors or probation officers employed by DOR are prescribed by law and are identical to those of county probation officers. These duties include notifying probationers of the terms of their probation, including any changes or modifications in such terms; instructing probationers about the terms of their probation; staying informed of the conduct, habits, associates, employment, recreation, and whereabouts of probationers by visits and/or reports; making reports, written or otherwise, as the court requires; using practical and proper methods, such as counseling, to aid and encourage the probationer's improvement; collecting fines or restitution ordered subsequent to a criminal proceeding; and keeping records on each referred probationer. Additionally, if the court so orders, supervisors conduct presentence investigations and submit written reports in each felony case in which the defendant has entered a plea of guilty, nolo contendere, or has been convicted. Supervisors also (1) collect child support fees from offenders convicted of the offense of abandonment or bastardy and (2) arrest probationers they believe to be in violation of the terms or conditions of their probation.

DOR's Division of Probation relies almost entirely on state funds to support the operation of Georgia's statewide probation system. During fiscal year 1980, the division's total operating budget was \$11,270,123. Eighty percent of this amount, or \$9,004,479, supported probation operations; the remaining amount was devoted to the operation of diversion centers.

TABLE IV-4

FISCAL YEAR 1979 PROBATION CASELOAD/WORKLOAD STATISTICS<sup>1</sup>  
 STATEWIDE ADULT PROBATION SYSTEM  
 DEPARTMENT OF OFFENDER REHABILITATION

SOURCE: Department of Offender Rehabilitation, 1979

<u>Number of Probation Officers</u> (With Assigned Caseload)	266
<u>Total Probation Caseload</u>	45,737
Felony Cases	17,892
Misdemeanor Cases	19,392
Abandonment and Bastardy Cases	8,453
<u>Average Probation Caseload</u>	
Probation Aide <sup>2</sup>	233
Probation Officer I <sup>3</sup>	120
Probation Officer II <sup>4</sup>	114
Probation Officer III <sup>4</sup>	75
<u>Pre-Sentence Investigations</u>	
Number and Percent of Felony and Misdemeanor Probationers Receiving Pre-Sentence Investigations	7,907 (21.2%)
<u>Total Number of Probation Revocations</u> (Felons and Misdemeanants Only)	1,828
Revocations for Technical Violations	1,153
Revocations for Violations of Law	563
Other Revocations	112
Average Revocations per Month	152
Annual Revocation Rate	4.9%
Abscondee	330
<u>Total Monies Collected</u>	\$13,332,263
Fines	\$ 3,794,922
Restitution	\$ 1,599,188
Child Support <sup>5</sup>	\$ 7,938,153
<u>Average Daily Cost of Supervision per Probationer</u>	\$ .52

<sup>1</sup>Reflects caseload and workload of DOR's Division of Probation.

<sup>2</sup>Probation Aides generally supervise abandonment and bastardy cases only.  
 Their primary duty is to collect child support fees relative to these cases.

<sup>3</sup>Probation Officer I's generally supervise misdemeanants only.

<sup>4</sup>Probation Officer II's and III's generally supervise felons only.

<sup>5</sup>Reflects child support fees collected from probationers convicted of abandonment or bastardy.

TABLE IV-5

FISCAL YEAR 1979 LIMITED PROBATIONER PROFILE<sup>1</sup>

STATEWIDE ADULT PROBATION SYSTEM  
 DEPARTMENT OF OFFENDER REHABILITATION

SOURCE: Department of Offender Rehabilitation, 1979

	Number	Percent
<u>Offenders Under Supervision</u>	45,737	100%
<u>Primary Sentencing Offense</u>		
Felony	17,892	39%
Misdemeanor	19,392	42%
Abandonment and Bastardy	8,453	19%
<u>Race and Sex Characteristics of Felons and Misdemeanants</u>		
White	21,625	58%
Non-White	15,659	42%
Male	32,810	88%
Female	4,474	12%
<u>Average Sentence Length (as of December 31, 1978) - Felons and Misdemeanants</u>	32 Months, 22 Days	

<sup>1</sup>Reflects probationers supervised by DOR, Division of Probation.

**ADULT DIVERSION CENTERS  
DEPARTMENT OF OFFENDER REHABILITATION**

Basically, diversion centers represent a sentencing or dispositional alternative for adult offenders between regular probation supervision and imprisonment. The centers provide residential supervision in a community facility, and a more structured program of guidance than probation services commonly offer, without the various disruptive and costly effects of total confinement or imprisonment.

The centers are an outgrowth of a variety of community-based correctional programs that developed across the country in the late fifties and throughout the sixties. Georgia's first community-based programs for adults which were authorized in the late 1960s, concentrated on the concepts of work release and prerelease. Work release programs allowed inmates to work at legitimate jobs in the community while continuing to serve as prisoners at the institutions to which they were assigned. Prerelease programs provided a transition period in "halfway-out" community facilities for offenders serving the last several months of their prison sentences.

In 1969 Georgia received Law Enforcement Assistance Administration (LEAA) funds to open its first community center, the Atlanta Advancement Center, which combined the work and prerelease concepts. From the early seventies through the mid-seventies, the Department of Offender Rehabilitation (DOR) received additional LEAA funds to open over a dozen such centers. In 1972 a Division of Community-Based Services was statutorily created within DOR and charged with the responsibility for administering these centers, the majority of which opened during 1975.

During their initial years of operation, the centers were known officially and unofficially by a variety of terms: halfway houses, work release centers, prerelease centers, community treatment centers, community centers, restitution centers, adjustment centers, transitional centers, and restitution/adjustment centers. Some served general offenders while others served such specialized cases as drug addicts and retarded offenders; and some centers housed both probationers and parolees together or even regular inmates and parolees. As a result, there was confusion regarding the missions and activities of the centers. Although the state was recognized as a national leader in community-based adult correctional programs, the community center concept was yet to be integrated into the mainline of its correctional system.

By 1978 several events had transpired which led toward the establishment of the centers as a more viable part of Georgia's correctional system. First, the Division of Community-Based Services was abolished and its various functions divided between DOR's Division of Probation and Office of Offender Rehabilitation Services and the State Board of Pardons and Paroles. Second, the centers were designated either diversion or transitional; diversion centers were then placed under the Division of Probation. Third, the value of centers was recognized — both in decreasing high incarceration rates and related costs, and in their success in preparing inmates for normal lifestyles with no additional danger to the community. As a result, virtually

**CONTINUED**

**3 OF 5**

all the centers were transferred from federal to state funds.

Currently, DOR's Division of Probation operates 12 diversion centers located throughout the state and housing only probationers. Eleven house male probationers. Of these, two are located in Atlanta, and the others in Albany, Rome, Macon, Athens, Augusta, Marietta, Gainesville, Thomasville, and Waycross. The one diversion center for females is located in Atlanta and was opened in early 1980. Generally, the centers are large houses or old motels leased and renovated by DOR.

Legal authority for diversion centers is not specifically designated in the Georgia Code Annotated. However, authority may be generally derived from titles 27-2711, 40-35162.3, 40-35162.6, 77-504a, and 77-507a of the Georgia Code Annotated.

General policy for the centers is set by the nine-member Board of Offender Rehabilitation. The board receives advice regarding the centers' operations from the ten-member Advisory Council on Probation, which is composed of superior court judges selected by the district councils of Georgia's ten judicial administrative districts. The head of DOR's Division of Probation, who is charged with overall administrative responsibility for diversion centers, is the deputy commissioner for the division, and is also designated as the state's Director of Probation. The deputy commissioner is appointed by and serves at the pleasure of the Board of Offender Rehabilitation. Day-to-day operational supervision of the centers is provided by district directors for the division's field operations.

Each center is generally staffed by 13 individuals all selected on a competitive merit basis, including a superintendent, (the chief administrative officer), one senior counselor, one counselor, one probation officer II, one business manager, one correctional sergeant, four correctional officer IIs, two secretaries and one food service manager. Most diversion centers also rely on volunteer citizen help from professionals, and some centers maintain citizen advisory councils to coordinate volunteer assistance and the center's relationship with the community.

The centers receive offenders who have been sentenced to a term of probation with the stipulation that they be placed in a diversion center. Although the decision to sentence an offender to a diversion center ultimately rests with the court, in practice the decision is made on the basis of input from DOR's probation staff who assist the court in reviewing the offender's prior history against a list of established criteria. The level of supervision provided in the centers is tailored to offenders who require more supervision than can be provided by regular probation, but less than in prison. Consequently, the centers are operated as alternatives to incarceration.

Residents of the centers are required to pay monetary or perform symbolic restitution, to maintain employment, and to pay room and board. Therefore, most residents work in the community during the day and return to the center in the evenings. Centers provide counseling, consumer education, family counseling, job placement, as well as out-client services for probationers who have successfully completed their stay at the center. The average length of stay for probationers is four to six months. Once residents have

successfully completed their stay, they are generally placed under regular probation supervision and required to report periodically to an officer at the center or at a circuit probation office. Currently, the 11 male diversion centers have a capacity of approximately 400; the women's center, approximately 25.

During fiscal year 1980, the total operating budget for DOR's diversion centers was \$2,265,644. More than 90 percent of this amount was comprised of state funds, with the remainder representing federal LEAA funds to support the new diversion center for females.

TABLE IV-6

FISCAL YEAR 1979 GENERAL PROFILE  
ADULT DIVERSION CENTERS  
DEPARTMENT OF OFFENDER REHABILITATION

SOURCES: Department of Offender Rehabilitation, 1979, and Office of Planning and Budget, 1980

Diversion Center Name/Location	Date Established	Number of Staff	Designed Capacity (Number of Beds)	Number Residents Served Annually <sup>1</sup>	Average Daily Population <sup>2</sup>	Average Length of Stay (Months)	Percent Residents Maintaining Jobs <sup>3</sup>	Percent Residents Paying Room and Board <sup>3</sup>	Percent Residents Not Completing Program <sup>4</sup>		Average Daily Cost Per Resident Served	Annual Operating Budget FY 80
									Probation Revoked	Other Termination <sup>5</sup>		
Albany Diversion Center Albany, Georgia	February 1975	12	30 <sup>6</sup>	117	26	4-6	100%	100%	10%	36%	\$20.39	\$ 187,797
Athens Diversion Center Athens, Georgia	April 1975	14	30	146	28	4-6	100%	100%	18%	20%	\$12.84	\$ 195,797
Atlanta Diversion Center Atlanta, Georgia	April 1975	13	30	95	28	4-6	100%	100%	12%	20%	\$11.97	\$ 195,380
Augusta Diversion Center Augusta, Georgia	December 1975	14	40	143	34	4-6	100%	100%	9%	26%	\$11.29	\$ 213,269
Cobb Diversion Center Marietta, Georgia	October 1975	13	38	124	28	4-6	100%	100%	14%	16%	\$10.89	\$ 209,159
Gainesville Diversion Center Gainesville, Georgia	April 1975	13	50	148	28	4-6	100%	100%	21%	25%	\$13.80	\$ 203,458
Gateway Diversion Center Atlanta, Georgia	December 1973	13	40	136	34	4-6	100%	100%	17%	38%	\$11.42	\$ 215,443
Macon Diversion Center Macon, Georgia	January 1975	12	32	106	30	4-6	100%	100%	28%	19%	\$ 9.77	\$ 193,983
Rome Diversion Center Rome, Georgia	April 1975	13	40	115	33	4-6	100%	100%	14%	32%	\$ 9.50	\$ 191,061



TABLE IV-6 (cont'd.)

Diversion Center Name/Location	Date Established	Number of Staff	Designed Capacity (Number of Beds)	Number Residents Served Annually <sup>1</sup>	Average Daily Population <sup>2</sup>	Average Length of Stay (Months)	Percent Residents Maintaining Jobs <sup>3</sup>	Percent Residents Paying Room and Board <sup>3</sup>	Percent Residents Not Completing Program <sup>4</sup>		Average Daily Cost Per Resident Served	Annual Operating Budget FY 80
									Probation Revoked	Other Termination <sup>5</sup>		
Thomasville Diversion Center Thomasville, Georgia	March 1978	14	44 <sup>6</sup>	96	40	4-6	100%	100%	32%	17%	\$12.49	\$ 219,372
Waycross Diversion Center Waycross, Georgia	April 1979	13	20	22	22	4-6	100%	100%	N/A	N/A	\$16.30	\$ 160,748
Georgia Women's Diversion Center Atlanta, Georgia	April 1980	N/A	N/A	N/A	N/A	N/A	N/A	N/A	N/A	N/A	N/A	N/A
TOTAL/AVERAGE ALL DIVERSION CENTERS	N/A	144	394	1,248	331	4-6	100%	100%	17%	25%	\$12.79	\$2,185,467

N/A Denotes Not Applicable.

<sup>1</sup> Figures in this column reflect total number of residents served during Fiscal Year 1979. These figures include residents who successfully completed the program and residents who were terminated prior to successful completion of the program.

<sup>2</sup> Figures in this column are based on an average for the eight-month period from 7/1/79 to 2/29/80.

<sup>3</sup> At any given time, the percent of residents maintaining jobs and paying room and board is approximately 95%, since the centers always include persons recently admitted. However, 100% of the residents work and pay room and board while in the centers.

<sup>4</sup> Figures in these columns reflect percentages of residents served during Fiscal Year 1979, who were terminated prior to successfully completing the program.

<sup>5</sup> "Other terminations" includes absconders and administrative transfers.

<sup>6</sup> Bedspace was increased to this figure at Albany and Thomasville during Fiscal Year 1980.

TABLE IV-7

## FISCAL YEAR 1979 EARNINGS AND DISBURSEMENTS OF RESIDENT PROBATIONERS

## ADULT DIVERSION CENTERS

## DEPARTMENT OF OFFENDER REHABILITATION

SOURCE: Department of Offender Rehabilitation, 1979

TYPE OF EARNING/DISBURSEMENT	AMOUNT
GROSS EARNINGS	\$1,455,593.68
TAXES AND OTHER DEDUCTIONS	251,131.05
NET EARNINGS	1,204,462.63
ROOM AND BOARD ASSESSMENTS	371,054.40
FOOD, CLOTHING, MEDICAL, PERSONAL ITEMS AND TRANSPORTATION	316,013.47
MANDATORY SAVINGS	45,839.01
FINANCIAL ASSISTANCE TO FAMILIES	115,002.83
RESTITUTION	80,445.04
COURT COSTS AND FINES	146,101.84

## STATE CORRECTIONAL INSTITUTIONS DEPARTMENT OF OFFENDER REHABILITATION

Correctional institutions or prisons should be distinguished from jails. Jails are operated primarily for detaining offenders awaiting trial or transfer to prison for short terms. Prisons are maintained for confining offenders serving sentences usually of one year or more. Georgia's correctional institutions, like those in most states, are popularly viewed as the core of the state's correctional system, if not as the correctional system itself. This assessment is inaccurate. While the state's institutions receive the bulk of money appropriated to the Department of Offender Rehabilitation, they, along with county correctional institutions, confine less than 20 percent of the state's convicted offenders. The remaining 80 plus percent serve their sentences under community supervision on probation or parole.

Historically the use of imprisonment as a method for punishing or treating convicted offenders is a relatively new practice. Jails and places of detention had been in existence elsewhere for hundreds of years. But, it was not until 1790 that they were used in this country for anything other than places of detention for criminals awaiting harsher kinds of punishment, including exile, execution, and a variety of methods of corporal punishment.

Georgia was one of the first states in America to construct a penitentiary. In 1816 the General Assembly provided for the establishment of a state penitentiary at Milledgeville with a chief administrative officer known as the principal keeper, who was subject to the supervision of a nine-member Board of Inspectors. The penitentiary became operational in 1817, and, like penitentiaries in other states, emphasis was on punishment and hard work for offenders. Rigid discipline was enforced with the aid of the "cow skin," the "slue paddle," and the "wooden horse;" no attempt at education was made. In the early 1840s, Georgia adopted the widely celebrated Auburn System of New York, which confined inmates in cells at night and engaged them in congregate labor during the day under enforced silence. At the end of 1850, a total of 91 inmates were confined at the penitentiary.

During the War Between the States, as Union forces neared Milledgeville in November 1864, a large number of inmates were pardoned on the condition they serve in the Confederate Army. Shortly thereafter, the penitentiary met an abrupt end; it was destroyed by General Sherman's forces as they moved through Milledgeville.

Although the 1866 General Assembly authorized repair of the penitentiary, Georgia found another solution to meeting its responsibility for maintaining prisoners. The solution pursued was the convict lease system, under which the state's entire prison population labored in public and private works. Florida, Mississippi, Louisiana, Arkansas, North and South Carolina, Alabama, Texas, Virginia, Tennessee, Kentucky, and Missouri also employed this system, or a variation of it.

The advent of the convict lease system marked the departure of Georgia's prisons—and those in the neighboring states of the Deep South—from the path followed by prisons in the rest of the country. This departure, lasting for more than seven decades, had profound influences on Georgia prisons that are still evident today. The path followed by prisons in the North and

West led first through a period of reformation, during which emphasis was on education, and then evolved into an industrial period placing emphasis on productive work and on parole as an incentive. For a variety of cultural reasons, and due to the region's agrarian nature, Georgia and most of the rest of the South did not follow this path.

Concern over abuses of the convict lease system in Georgia led to popular sentiment for reform which ultimately brought about the state prison farms like those already in operation in Louisiana and Mississippi. Upon the recommendation of a special investigative committee of the General Assembly, the convict-lease system was abolished in 1908\*; however, the General Assembly took steps to modify the system in 1897 when it created the State Prison Commission.

The commission was specifically directed to secure land for one or more prison farms for female prisoners, boys under 15 years of age, and infirm, diseased, or aged men. In 1908, the General Assembly declared that in the future all prisoners were to be incarcerated at a state prison farm or assigned to the counties for work on public roads. By the second decade, state prison farms existed in Baldwin and Tattnall counties, and various counties maintained work or chain gangs to which state prisoners were assigned.

From 1910 to 1930, Georgia's state prison farms concentrated on custody and control through hard labor performed by inmates. Consistent with the objective of supporting the operation of the prison farms, inmates' work was primarily agricultural. Apart from the emergence of a cheap source of predominantly agricultural labor, several significant events occurred during the thirties. First, the predecessors of county public works camps flourished, with as many as 96 such installations operating and utilizing the labor of state prisoners on public roads and other work projects. Second, the state acquired a prison in Tattnall County in 1936, which had been built for youthful offenders by the federal government. This prison was to become the Georgia State Prison at Reidsville. Third, from 1937 to 1943, the State Prison Commission underwent considerable and frequent alterations. Nearly every year, various alterations occurred in the number of members, their elective status, and in the names and duties of entities charged with administering institutions, probation, and parole.

In 1943 the State Board of Pardons and Paroles was created and charged with administering probation, pardons, and paroles; in the same year, Governor Ellis Arnall and the General Assembly devoted some unprecedented attention to prisons. At the governor's request, the Penitentiary Committees of the House and Senate undertook a major investigation of Georgia's penal institutions. Committee members reported, from every county, "unwholesome and repulsive conditions existing in the state prisons and in some of the public work camps." At the same time, the speaker of the House and the president of the Senate undertook a study of penal systems in other states in the South. Based on these studies, a special session of the legislature in 1943 replaced the State Board of Prisons with a new State Department of Corrections. In 1945 the State Board of Corrections was

\*Under current Georgia law, the Board of Offender Rehabilitation is still authorized to hire out prisoners to public entities for nonprofit public works.

constitutionally authorized, and a year later it was statutorily established to replace the department. With these actions, the state's prisons were directed to embark on a new direction—still to be as self-supporting as possible, but to be more humane and to rehabilitate and reclaim inmates.

Between 1949 and 1959, the state opened correctional institutions in Odum, Buford, Garden City, Leesburg, Eatonton, Waycross, Stone Mountain, Hardwick, and Valdosta. These institutions, generally small in capacity (less than 250), utilized open dormitory barracks for housing inmates. They maintained the self-supporting concept and the isolated, rural nature of southern prisons as their locations indicate.

In 1956, when the Legislature comprehensively updated the laws relating to state correctional institutions by passing the Statewide Probation Act, the state set the stage for a more fully centralized system of institutions, complemented by a statewide probation system. It was not until the late 1960s through the mid-1970s, however, that the general development of the state's current perspectives on institutions and corrections in general began. Important factors and events in this period included (1) the strong leadership of and interest in the entire criminal justice system on the part of two successive governors, (2) the appointment of progressive administrators, who were committed to the idea of preparing inmates for law-abiding lifestyles upon their release, and who aggressively sought to implement this idea and translate it into reality, (3) the establishment of a new Department of Offender Rehabilitation to replace the Board of Corrections, (4) the closing of 36 county public works camps which were housing state inmates, (5) the 43 percent increase in prison population between 1973 and 1977, and (6) the mounting pressure for change nationwide, in all correctional systems—from the courts, the press, the criminal justice practitioners, and the prisoners themselves.

One of the notable offsprings of this developmental period was the emergence of new and renovated correctional institutions. Between 1969 and 1980, nine new institutions were opened. Three institutions were entirely renovated or converted, and massive renovations were begun on the Georgia State Prison at Reidsville. (Additionally, two institutions will open in 1980, and several others are planned to open in the early eighties.) These institutions incorporated several significant innovations with respect to location, capacity, and living space. Historically, Georgia's prisons were constructed in isolated rural areas, where there was a minimum of access to rehabilitative services and qualified professional personnel; those which housed the bulk of Georgia's prisoners were huge, overcrowded facilities with little more than 30 to 40 square feet of space per inmate. The institutions of the seventies were built predominantly in or near metropolitan areas, with maximum capacities of less than 600 and greatly increased amounts of living space for inmates. Even in remodeled institutions, these innovations were applied to the greatest possible degree.

Activities inside the institutions also changed considerably in the 1970s, through the infusion of classification and diagnostic procedures, counseling programs, academic education programs, vocational training programs, and the introduction of the earned time system which abolished the statutory "good time" system. Today, Georgia's correctional institutions still

face major problems, but it is clear that the contrast between the institutions of the 1950s and the 1980s is wide.

General policy and rules and regulations for the state's correctional institutions are set by the Board of Offender Rehabilitation. DOR's Division of Institutional Operations is responsible for administering the institutions. The chief administrative officer of the division is the deputy commissioner for the division, who is appointed by and serves at the pleasure of DOR's commissioner. Each institution is headed by a warden or superintendent who must meet qualifications established by rules and regulations of the board and is selected on a competitive merit basis. Currently, over 2,500 individuals are employed in state correctional institutions. The employees of the institutions are selected on a competitive merit basis and generally include correctional officers, counselors, teachers, physicians, physicians' assistants, nurses, chaplains, recreational specialists, food service personnel, maintenance mechanics, business managers, accountants, clerks, and secretaries. The composition and size of each institution's staff varies according to the capacity of the institution. The Division of Institutional Operations maintains headquarters in Dublin. The state's 18 correctional institutions are located in Macon, Garden City (near Savannah), Jackson, Alto, Reidsville, Buford, Leesburg (near Albany), Valdosta, Hardwick (near Milledgeville), Mount Vernon, Eatonton, Stone Mountain, Rock Springs (near Chattanooga), Waycross, Odum, and Columbus. In late 1980, institutions will open in Atlanta and Savannah. The institution in Savannah will replace the present Chatham Correctional Institution at Garden City. Future locations for planned or "under construction" institutions include Augusta, Atlanta, and Dodge County.

Legal authority for state correctional institutions is primarily designated in Title 77-3 of the Georgia Code Annotated. Additionally, authority may be derived from titles 2-21, 40-35162.1 through 40-35162.3, 77-4 and 77-5a of the Georgia Code Annotated.

State correctional institutions provide administrative, custodial, life maintenance, and life skills services for adult male and female offenders who are sentenced to the custody of DOR. When they are taken into custody by DOR, all male offenders convicted of a felony offense undergo a period of medical, psychological, and vocational assessment and classification at the Georgia Diagnostic and Classification Center at Jackson. Female felons undergo a similar process at the women's unit of the Middle Georgia Correctional Institution at Hardwick. When offenders are sentenced to the custody of DOR for a period of imprisonment, institutional assignments are made by the Division of Offender Administration. Such assignments may be made to one of the state's 18 correctional institutions or one of the 37 county correctional institutions authorized to confine state offenders. While imprisoned, offenders who are not classified as habitual or sentenced to life imprisonment or death may, based on their performance, earn up to one-half time off of their period of confinement. Programs and services offered to offenders confined in state institutions include medical care, academic and vocational education, a variety of types of individual and group counseling, religious worship, recreation, and work activities. Conjugal visits are not allowed in institutions. Upon release, inmates receive funds for

transportation home, a minimum of \$25 in cash, a travel kit, and suitable clothing.

Currently, Georgia's 18 state correctional institutions house approximately 80 percent (over 9,000) of the offenders sentenced to the custody of DOR for a period of confinement. The remaining 20 percent (over 2,500) are housed in county correctional institutions. Usually, another several hundred state offenders are detained in county jails awaiting transfer to state or county institutions. All state female offenders sentenced to confinement are housed in the women's unit of the Middle Georgia Correctional Institution at Hardwick. Institutions for males generally accept offenders of all ages, although certain institutions house special age groups, i.e., Georgia Industrial Institute at Alto (17 to 21) and the men's unit of Middle Georgia Correctional Institution at Hardwick (over 40). Housing for inmates confined in state institutions varies from single cell, multiple occupancy cell, multiple occupancy dormitory room, to the predominating open dormitory barracks. Standard capacities of institutions range from approximately 40 to over 1,600, although these capacities are usually exceeded.

During fiscal year 1980, the operating budgets of Georgia's 18 state correctional institutions totaled \$40,749,633. Additionally, \$12,734,365 was appropriated for support of these institutions in such areas as medical services, release funds, farm production, food processing and distribution, and central administration and repairs. Only a minute percentage of these funds was derived from sources other than state revenues. The cost (including land purchases) of constructing new institutions with capacities of 400 to 500 currently is well in excess of \$15,000,000.

TABLE IV-8

COMPREHENSIVE INMATE PROFILE<sup>1</sup>  
AS OF JULY 10, 1979

SOURCE: Department of Offender Rehabilitation, 1979

	Number	Percent
Total Inmates	12,227	100.0%
<u>Race and Sex Characteristics</u>		
White Males	4,698	38.0%
Non-White Males	6,931	57.0%
White Females	236	2.0%
Non-White Females	362	3.0%
	12,227	
Percent Reported	100.0%	
<u>Culture Fair IQ Score</u>		
Less Than 70	821	9.0%
70 and Up	8,702	91.0%
	9,523	
Percent Reported	77.9%	
<u>Socioeconomic Class</u>		
Welfare	1,264	14.0%
Occasionally Employed	14	0.0%
Minimum Standard of Living	6,780	74.0%
Middle Class	1,103	12.0%
	9,161	
Percent Reported	74.9%	
<u>Environment to Age 16</u>		
Rural (Farm)	1,076	11.0%
Rural (Non-Farm)	646	7.0%
Large Cities	3,170	34.0%
Small Cities	2,079	22.0%
Small Towns	2,316	25.0%
	9,287	
Percent Reported	76.6%	
<u>Living Arrangement at Arrest</u>		
Living Alone	1,171	12.0%
Living With Spouse	2,733	29.0%
Illicit Relationship	572	6.0%
Living With Same Sex	234	2.0%
No Home	6	0.0%
Inmate of Institution	71	1.0%
With Another Family	729	8.0%
With Parents	3,778	40.0%
Other	89	1.0%
	9,386	
Percent Reported	76.8%	

TABLE IV-8 (cont'd.)

	Number	Percent
<u>Functional Educational Level</u>		
Less Than Grade 6	5,497	59.0%
Grades 6 to 8	2,905	31.0%
Grades 9 to 12	885	10.0%
More Than Grade 12	97	1.0%
	<u>9,384</u>	
Percent Reported	76.7%	
<u>Employment Status at Arrest</u>		
Employed Full-Time	4,833	53.0%
Employed Part-Time	756	8.0%
Unemployed Recently	1,784	20.0%
Unemployed Long Time	1,323	15.0%
Never Worked	38	0.0%
Student	178	2.0%
Incapable of Work	149	2.0%
	<u>9,061</u>	
Percent Reported	74.1%	
<u>Marital Status</u>		
Single (Never Married)	5,154	48.0%
Married	2,592	27.0%
Separated	667	6.0%
Divorced (Not Married)	986	9.0%
Widowed	259	2.0%
Common Law Marriage	1,164	11.0%
	<u>10,822</u>	
Percent Reported	88.5%	
<u>Family Behavior Patterns<sup>2</sup></u>		
Criminality	1,866	32.0%
Alcoholism	574	10.0%
Drug Abuse	28	0.0%
Domineering	101	2.0%
Migrant	60	1.0%
Frequent Beatings	51	1.0%
Grossly Permissive	289	5.0%
Father Absent	2,626	45.0%
Mother Absent	276	5.0%
	<u>5,871</u>	
Percent Reported	48.0%	

TABLE IV-8 (cont'd.)

	Number	Percent
<u>Inmate Behavior Characteristics<sup>3</sup></u>		
Escape Tendencies	1,454	14.0%
Assaultive	3,080	29.0%
Suicidal	289	3.0%
Narcotic	268	3.0%
Homosexual	81	1.0%
Epileptic	83	1.0%
Withdrawn	106	1.0%
Poor Reality Contact	259	2.0%
Alcoholic	458	4.0%
Manipulative	426	4.0%
Drug Abuser	1,718	17.0%
Drug Experimenter	327	3.0%
Alcohol Abuser	1,295	12.0%
None	3,512	34.0%
	<u>13,376</u>	
Percent Reported	109.4%	
<u>Number of Prior Arrests</u>		
Zero	2,327	22.0%
One	1,761	17.0%
Two	1,398	13.0%
Three	1,084	10.0%
Four	762	7.0%
Five	551	5.0%
More Than Five	2,507	24.0%
	<u>10,390</u>	
Percent Reported	85.0%	
<u>Sentence in Years</u>		
0 to 1	523	4.0%
1.1 to 2	654	5.0%
2.1 to 3	1,058	9.0%
3.1 to 4	602	5.0%
4.1 to 5	1,345	11.0%
5.1 to 6	639	5.0%
6.1 to 7	471	4.0%
7.1 to 8	466	4.0%
8.1 to 9	187	2.0%
9.1 to 10	1,103	9.0%
10.1 to 12	517	4.0%
12.1 to 15	791	6.0%
15.1 to 20	949	8.0%
20.1 or Over	297	2.0%
Life	1,656	14.0%
Death	64	1.0%
Youthful Offenders	905	7.0%
	<u>12,227</u>	
Percent Reported	100.0%	

TABLE IV-8 (cont'd.)

	Number	Percent
<u>Security Status</u>		
Release (Work, Drug)	59	0.0%
Trusty	1,357	11.0%
Minimum Supervision	1,324	11.0%
Medium Supervision	4,715	39.0%
Close Supervision	3,440	28.0%
Maximum Supervision	159	1.0%
Other	1,173	10.0%
	12,227	
Percent Reported	100.0%	
<u>Primary Sentencing Offense</u>		
<u>Felonies</u>		
Burglary	3,087	25.0%
Armed Robbery	1,824	15.0%
Murder	1,260	10.0%
Robbery	838	7.0%
Voluntary Manslaughter	746	6.0%
Theft by Taking	596	5.0%
Rape	572	5.0%
Aggravated Assault	500	4.0%
Motor Vehicle Theft	356	3.0%
Forgery First Degree	336	3.0%
Kidnapping	215	2.0%
Criminal Attempt	190	2.0%
Sale, Distribution of Narcotics	166	1.0%
Theft-Stolen Property	164	1.0%
Child Molestation	116	1.0%
Sale, Distribution of Marijuana	103	1.0%
Possession of Marijuana	102	1.0%
Possession of Depressant, Stimulant Drugs	83	1.0%
Possession of Narcotics	72	1.0%
Sale, Distribution of Depressant, Stimulant, Drugs	75	1.0%
Other Felonies	541	4.0%
	11,942	
<u>Misdemeanors</u>		
Abandonment	49	0.0%
DUI	29	0.0%
Shoplifting	28	0.0%
Theft by Taking	23	0.0%
Bad Checks	21	0.0%
Simple Battery	20	0.0%
Criminal Trespass	18	0.0%
Other Misdemeanors	97	0.0%
	285	1.0%
Percent Reported	100.0%	

TABLE IV-8 (cont'd.)

Due to rounding, some columns will not add to 100.0 percent.

<sup>1</sup> Includes all offenders who are sentenced to the custody of the Department of Offender Rehabilitation for a period of confinement. Approximately 75% of these offenders are confined in State Correctional Institutions and approximately 25% are confined in County Correctional Institutions.

<sup>2</sup> Includes up to two behavior patterns per inmate.

<sup>3</sup> Includes up to two characteristics per inmate; consequently, percent reported exceeds total number of inmates.



TABLE IV-9

**1979/1980 COMPREHENSIVE PROFILE OF STATE CORRECTIONAL INSTITUTIONS  
DEPARTMENT OF OFFENDER REHABILITATION**

SOURCES: Department of Offender Rehabilitation, 1979 & 1980 and Office of Planning and Budget, 1980

Institution Name/Location	Year Established	Major Missions/Programs	Major Security Classification <sup>1</sup>	Number of Staff <sup>2</sup>		
				Number Administrative <sup>3</sup>	Number Custodial <sup>4</sup>	Number Treatment <sup>5</sup>
Central Correctional Institution Macon, Georgia	1978	General Rehabilitative Programs Emphasis; Work Release	Medium	15	87	30
Chatham Correctional Institution Garden City, Georgia	1955	General Population; Work Oriented	Close	9	35	6
Georgia Diagnostic and Classification Center Jackson, Georgia	1969	Major Intake Center for All Males; Diagnostic and Classification	Medium	31	182	75
Georgia Industrial Institute Alto, Georgia	1946	Young Male Offenders; Vocational Training and Academic Education Emphasis	Medium	41	186	33
Georgia State Prison Reidsville, Georgia	1936	Major Maximum Security Inst; Medical Referral; Industries; Work Oriented	Close	60	438	84
Georgia Training and Development Center Buford, Georgia	1951	Young Male Offenders; Vocational Training Emphasis	Medium	10	41	17
Lee Correctional Institution Leesburg, Georgia	1956/1979 <sup>11</sup>	Young Male Offenders; Academic and Work Emphasis	Medium	13	52	14
Lowndes Correctional Institution Valdosta, Georgia	1957	Young Male Offenders; Work Oriented; Industry	Medium/Close	5	30	10
Middle Georgia Correctional Institution Youthful Offender Unit Hardwick, Georgia	1977/1978 <sup>12</sup>	Offenders Sentenced Under Youthful Offender Act; Strong Vocational and Academic Emphasis	Medium	22	134	59
Middle Georgia Correctional Institution Men's Unit Hardwick, Georgia	1978	Geriatric and Handicapped Offenders; General Programs Emphasis	Medium	16	78	26
Middle Georgia Correctional Institution Women's Unit Hardwick, Georgia	1976	All Purpose Sole Female Institution; Diagnostic/Classification; Vocational and Academic	Medium/Close	12	86	22
Montgomery Correctional Institution Mount Vernon, Georgia	1972	Young Male Offenders; General Programs and Work Emphasis; Industry	Close	9	42	10
Putnam Correctional Institution Eatonton, Georgia	1955	General Population; Work Oriented	Medium	5	30	4
Stone Mountain Correctional Institution Stone Mountain, Georgia	1958	General Population; Work Oriented	Medium	8	36	7
Walker Correctional Institution Rock Springs, Georgia	1972	Young Male Offenders; Vocational Training Emphasis	Close	10	40	14
Ware Correctional Institution Waycross, Georgia	1951	Protective Custody Population; Work Oriented	Medium/Close	7	26	5
Wayne Correctional Institution Odum, Georgia	1949/1974 <sup>13</sup>	General Population; Work Oriented; Industry	Close	7	32	7
West Georgia Correctional Institution Columbus, Georgia	1976	Young Male Offenders; Vocational and Academic Emphasis	Medium	15	86	35
TOTAL/AVERAGE ALL STATE CORRECTIONAL INSTITUTIONS	N/A	N/A	N/A	295	1,641	458

<sup>1</sup>Denotes most frequently reported security classification of inmates in each institution.

<sup>2</sup>The three staff classifications do not necessarily include all institutional staff. Excluded are some support staff, i.e., farm operations personnel.

<sup>3</sup>Administrative staff include wardens, deputy wardens, clerical staff, business managers, maintenance personnel, etc.

<sup>4</sup>Custodial staff includes correctional officers only.

<sup>5</sup>Treatment staff include counselors, chaplains, recreation specialists, educators, etc.

<sup>6</sup>One equivalent full-time slot may be filled by more than one inmate, i.e., if an institution has 12 e.f.t. slots, it does not follow that only 12 inmates are enrolled in academic or vocational programs at any given time at that institution.

<sup>7</sup>Figures in this column are based on an average for the eight-month period of 7/1/79 to 2/29/80.

<sup>8</sup>Figures in this column reflect capacity per DOR's Masterplan.

TABLE IV-9 (cont'd.)

Average Age of Inmates	Average Functional Grade Level of Inmate	Number Equivalent Full-Time Academic/Vocational Slots <sup>6</sup>	Average Inmate Population <sup>7</sup>	Designed Capacity <sup>8</sup>	Number of Escapes	Average Annual Operational Cost Per Inmate	FY 1980 Annual Operating Budget <sup>10</sup>
29	5.8	84	450	288	6	\$4,317	\$ 2,020,433
30	5.6	12	236	108	6	\$3,820	\$ 893,878
28	6.2	24	1,061	881	1	\$4,547	\$ 4,679,387
20	5.2	381	1,145	790	26	\$4,099	\$ 4,423,010 <sup>14</sup>
33	5.7	150	2,152	1,621	6	\$4,467	\$ 9,924,058
25	7.1	72	233	143	8	\$5,225	\$ 1,228,058
28	5.4	96	216	384	4	\$4,598	\$ 1,411,834
26	5.4	48	146	37	1	\$4,455	\$ 757,384
20	5.4	224	738	802	17	\$4,350	\$ 3,294,520
46	5.2	60	486	260	5	\$3,876	\$ 1,891,917
30	6.3	24	397	192	3	\$4,806	\$ 1,888,787
24	5.4	36	323	206	15	\$3,609	\$ 1,142,698
32	5.1	12	98	45	1	\$6,021	\$ 602,085
30	6.0	12	239	45	18	\$3,508	\$ 820,988
25	5.5	72	323	206	7	\$3,399	\$ 1,094,721
32	6.0	15	128	43	3	\$5,007	\$ 625,879
30	5.6	36	198	108	7	\$4,074	\$ 810,627
28	5.8	118	566	288	3	\$3,821	\$ 2,117,149
29	5.7	1,476	9,135	6,447	137	\$4,307	\$39,627,413

<sup>9</sup>Figures in this column are derived by dividing each institution's operating budget by DOR's "budgeted population" for each institution. They do not reflect capital outlay and major repair costs.

<sup>10</sup>Annual Operating budgets are not indicative of all funds supporting the institutions. DOR maintains central funds, farm operations funds and food processing and distribution funds separate from institutional operating budgets.

<sup>11</sup>Lee Correctional Institution was first opened in 1956. A total renovation/rebuilding of the institution was completed in 1979.

<sup>12</sup>Middle Georgia Youthful Offender Unit is composed of three buildings on the Central State Hospital compound which were renovated over a period of several years.

<sup>13</sup>Wayne Correctional Institution was originally a County Correctional Institution when it opened in 1949. It was completely rebuilt and opened as a State Correctional Institution in 1974.

<sup>14</sup>The annual operating budget for Georgia Industrial Institute does not include the operating budget for the Alto Education and Evaluation Center which amounted to \$1,054,625 for Fiscal Year 1980. The Center provides academic education and vocational training for inmates at the Institute, accounting for 381 e.f.t. academic/vocational slots serving the Institute's inmates.

## ADULT TRANSITIONAL CENTERS DEPARTMENT OF OFFENDER REHABILITATION

The overall purpose and function of transitional centers is best expressed by a statement attributed to Governor George Busbee which was widely quoted during the developmental stages of the prerelease concept in Georgia. The governor stated,

One of the most ineffective, outmoded, and useless aspects of Georgia's criminal justice system has been the way releases are given (to) inmates who do not qualify for parole, after they have been incarcerated for months and sometimes many years. These inmates are put straight back on the streets with only \$25, a bus ticket, and a suit of clothes. The release of thousands of inmates back into Georgia's communities each year with little or no preparation for "going straight" in the free world has not contributed at all to the safety and well-being of Georgians.

Transitional centers provide offenders serving their last several months of a prison sentence with a structured readjustment program in a "halfway-out" residence which approximates the environment to which they will return upon final release. Offenders in these centers are given responsibilities and are required to obtain employment as a means of readaptation to life in the community. In addition, the centers teach them to cope with the problems of transition from rigid control to freedom.

The history of Georgia's transitional centers is similar to diversion centers. The fundamental difference between the two is that the diversion center houses probationers and functions as an alternative to prison, and the transitional center houses regular inmates and functions as a supplement to prison.

Transitional centers were originally known as prerelease centers, a designation they still carry in many jurisdictions. The U.S. Bureau of Prisons is generally credited with opening the first prerelease centers in 1961. These centers in New York, Chicago, and Los Angeles became the models for state centers.

The forerunner of prerelease centers in Georgia came in the late sixties when the General Assembly authorized work-release programs. Basically these programs provided for inmates to work in the community during the day and to return to prison in the evening. In 1969 the first prerelease center—the Atlanta Advancement Center—opened in Georgia and was funded by Law Enforcement Assistance Administration (LEAA) funds. This center essentially combined the concepts of work release and prerelease.

Subsequent to the opening of the Atlanta Advancement Center, for a period of five to six years, the Department of Offender Rehabilitation received federal funds from LEAA and other federal agencies to open more than a dozen community centers. These centers had a variety of missions including diversion and prerelease. They also included such specialized community treatment centers as Andromeda Center for drug addicted offenders, Warm Springs Community Center for retarded offenders, and Wheeler House for high risk offenders (although the latter two ultimately closed). In 1972

a Division of Community-Based Services was statutorily created within DOR and was charged with the responsibility for administering all community centers.

From 1972 to 1978 the state enjoyed an admirable nationwide reputation as a leader in the operation of community centers. Nonetheless, with the multiple names and missions of the centers and debates over the appropriateness of "mixing" probationers, regular inmates, and parolees, the centers remained in an experimental mode and had difficulty assuming a clear, legitimate role in Georgia's correctional system.

By 1978 several events had led toward establishing community centers as a viable part of Georgia's correctional system with a distinct, significant role to pursue. First, the Division of Community-Based Services was abolished and its various functions divided among DOR's Office of Offender Rehabilitation Services and Division of Probation and the State Board of Pardons and Paroles. Second, the various types of community centers were consolidated into transitional centers and diversion centers, with transitional centers being placed under the Office of Offender Rehabilitation Services. Third, the value of centers was realized: the centers had decreased high incarceration rates and their related costs, and had successfully prepared offenders for normal lifestyles. Virtually all the centers were then transferred from federal to state funds.

Currently, DOR's Office of Offender Rehabilitation Services operates seven transitional centers which primarily house inmates who have not been granted parole and who have been transferred to the centers from prisons to serve the last several months of their sentences. Additionally, all but one center houses a small complement of regular trustee inmates who generally assist in maintaining the centers.

There are three transitional centers for males located in Atlanta, Macon, and Savannah. Two transitional centers for females are located in Atlanta and one in Macon. The center for drug or alcohol addicted males is in Atlanta. The centers are located in old motels and large houses which have been leased and renovated by DOR.

Legal authority for the transitional centers is not specifically designated in the Georgia Code Annotated. However, authority may be generally derived from titles 40-35162.3, 77-309 and 77-504a of the Georgia Code Annotated.

General policy for the centers is set by the Board of Offender Rehabilitation. The head of DOR's Office of Offender Rehabilitation Services, who is charged with the overall administrative responsibility for transitional centers, is the Director of Rehabilitation Services. Appointment is by the commissioner of Offender Rehabilitation.

The chief administrative officer of each transitional center is the superintendent, who is selected on a competitive merit basis. The staff of each center ranges in size according to its capacity. The average staff is made up of from 15 to 17 individuals, including counselors, correctional officers, a business manager, and clerical and food service personnel. All staff are selected on a competitive merit basis. Most transitional centers also rely on

volunteer citizen help from professionals; some maintain citizen advisory councils to coordinate volunteer assistance and the center's community affairs.

Inmates to be housed in transitional centers are generally selected by DOR personnel from among the prisoners in DOR's institutions who either have from 90 to 180 days remaining to serve or are eligible for and likely to receive parole. To be selected, inmates must meet certain other criteria generally designed to assure that they do not have strong tendencies toward violence and that their release plans involve return to the community in which a center is located.

Residents of the centers are offered structured phases of programs and administrative requirements which include employment and the opportunity to earn money, payment of room and board, and establishment of savings for themselves and their families. Based upon the diagnosed needs of each resident, a program of individual, group, family and/or marital counseling is provided. Educational programs offered at the centers and within the community include remedial and basic adult programs, GED qualification, vocational training, job interview skills, consumer education, budget and banking advice, and interpersonal relations.

The average length of stay for inmates at transitional centers is between five and six months. Residents may be released in one of three ways: parole, mandatory release, or, if they are serving a split sentence, probation. Those who experience difficulty in the centers may be returned to prison. Currently the four male transitional centers have a capacity of approximately 280. The three female transitional centers have a capacity of approximately 250.

During fiscal year 1980, the total operating budget for DOR's transitional centers was \$2,803,132. More than 90 percent of this amount was comprised of state funds, with the remainder representing federal funds which were used to partially support the operation of the center for drug addicted males.

TABLE IV-10  
FISCAL YEAR 1979 GENERAL PROFILE  
ADULT TRANSITIONAL CENTERS  
DEPARTMENT OF OFFENDER REHABILITATION

SOURCES: Department of Offender Rehabilitation, 1979, and Office of Planning and Budget, 1980

Transitional Center Name/Location	Number of Staff	Designed Capacity (Number of Beds)	Number Residents Served Annually <sup>1</sup>	Average Daily Population <sup>2</sup>	Average Length of Stay (Months)	Percent Residents Maintaining Jobs <sup>3</sup>	Percent Residents Paying Room and Board <sup>3</sup>	Estimated Escape Rate <sup>3</sup>	Estimated Percent Residents Successfully Completing Program <sup>3</sup>	Average Daily Cost Per Resident Served <sup>3</sup>	Annual Operating Budget FY 1980	Racial Characteristics and Offense Type of Residents
Andromeda Center <sup>4</sup> (Male) Atlanta, Georgia	16	66	114	57	8-10	94%	94%	5%	65%	\$3.88	\$ 340,796	53% White, 47% Non-White 100% Felons
Atlanta Advancement Center (Male) Atlanta, Georgia	16	90	289	87	4.5	72%	72%	3%	50%	\$4.96	\$ 323,611	44% White, 56% Non-White 100% Felons
Columbia House (Female) Atlanta, Georgia	18	80	209	76	5.5	88%	88%	2%	66%	\$5.11	\$ 356,439	27% White, 73% Non-White 91% Felons, 9% Misdemeanants
Macon Transitional Center (Male) Macon, Georgia	13	70	221	59	4	54%	54%	3%	50%	\$5.80	\$ 268,103	25% White, 75% Non-White 100% Felons
Macon Women's Transitional Center Macon, Georgia	15	54	N.A.	50	5.5	N.A.	N.A.	N.A.	66%	N.A.	\$ 278,001	N.A.
New Horizons (Female) Atlanta, Georgia	29	100	210	78	5.5	43%	43%	5%	66%	N.A.	\$ 454,998	28% White, 72% Non-White 98% Felons, 2% Misdemeanants
Savannah Transitional Center (Male) Savannah, Georgia	13	55	221	50	4.5	90%	90%	2%	75%	\$5.09	\$ 261,040	37% White, 63% Non-White 100% Felons
TOTAL ALL TRANSITIONAL CENTERS	120	515	1,264	457	N/A	N/A	N/A	N/A	N/A	N/A	\$2,282,988	34% White, 66% Non-White 97% Felons, 3% Misdemeanants

N.A. Denotes Not Available.

N/A Denotes Not Applicable.

<sup>1</sup>Figures in this column reflect total number of residents served during Fiscal Year 1979. These figures include residents who successfully completed the program as well as residents who failed to complete the program.

<sup>2</sup>Figures in this column are based on an average for the eight-month period from 7/1/79 to 2/29/80.

<sup>3</sup>Figures in each of these columns represent estimates which are highly suspect as to their validity. For this reason, no totals or averages are reported on the total line.

<sup>4</sup>Andromeda Center, unlike DOR's other transitional centers, serves a specialized clientele composed of offenders with drug and/or alcohol addiction problems.

## STATE BOARD OF PARDONS AND PAROLES

Parole involves the release of an offender from prison, after he has served a portion of his/her sentence, under the continued custody of the state and under certain behavioral guidelines. It is similar to probation in that information on the offender is collected and presented to an authority empowered to release the offender to the community under specific supervised conditions. Offenders who violate parole conditions may, like offenders who violate probation conditions, be placed in prison; in the case of a parolee, the offender is returned to prison. However, probation, as distinguished from parole, is a judicial act allowing an alternative to confinement for a portion or all of a sentence; and parole is an executive act allowing release from an institution following confinement. A pardon differs from parole by simply declaring an individual to be relieved from the legal consequences of a particular crime or conviction.

Generally, constitutional democracies, including the United States, have vested the power to pardon criminals in their chief executive. The history of the parole authority in America, however, has its origins in the late 1800s in New York, where it began as a form of release from imprisonment dependent on the "good behavior" of the offender while in prison.

Prior to 1897, Georgia's pardon and parole authority rested with the governor, who was constitutionally authorized to exercise exclusive power to grant pardons, paroles, reprieves, and other forms of executive clemency. In 1897, the General Assembly created the State Prison Commission which, among other responsibilities, acted as a "board of pardon" to investigate applications for executive clemency and to make recommendations to the governor. The commission performed this function until 1938, when a Prison and Parole Commission was created and empowered to grant paroles upon the unanimous vote of its three members. Like the preceding commission, members were elected by state voters. This act also revoked the power of the governor to grant paroles and reduced his powers relative to other forms of executive clemency. The Prison and Parole Commission, however, existed for only five years.

In 1943, a three-member State Board of Pardons and Paroles was created by the General Assembly and authorized to grant reprieves, pardons, paroles, and other forms of clemency, as well as to supervise parolees. Later that same year, a constitutional amendment vested the board with constitutional status, a status that was subsequently retained in Georgia's Constitution of 1945. These actions, essentially transferring all executive clemency powers from the governor to the board, provided that the governor (1) could only suspend the execution of a death sentence to allow the board time to hear the case (which must occur within 90 days of the suspension) and (2) could not take any role in granting clemency, except to sit with the board in any case of capital punishment on which a board member was unable to serve.

When the Statewide Probation Act was passed in 1956, the board was designated to act ex-officio as the State Board of Probation and to administer the statewide probation system in addition to continuing its clemency functions. This dual role continued until 1972 when the Executive

Reorganization Act transferred all the functions of the Board of Probation to the Board and Department of Offender Rehabilitation, while allowing the Board of Pardons and Paroles to continue ex officio in an advisory capacity to the Board of Offender Rehabilitation. The act also continued the quasi-judicial functions of the board of Pardons and Paroles and, for administrative purposes only, assigned it to the Department of Offender Rehabilitation. Additionally, the act was interpreted as transferring to DOR the responsibilities for conducting preparole investigations and supervising parolees. In 1973, the board was enlarged to five members and, later in the mid-seventies, the functions of preparole investigation and parolee supervision returned to the board.

The State Board of Pardons and Paroles is composed of five members who are appointed by the governor with Senate confirmation to serve staggered terms of seven years. During their service, members cannot engage in any other business or profession, hold any other public office, and are restricted from engaging in any political activity. Any member of the board may be removed from office for cause by unanimous action of the governor, lieutenant governor, and attorney general, or by judgment of the Senate in a trial of impeachment. The board annually elects one of its members to serve as chairman for the ensuing year. Additionally, the board selects an executive officer on a competitive merit basis to handle many of the administrative and executive responsibilities for the chairman and board members. Over 200 individuals are employed by the board to assist in carrying out clerical, review, hearing, investigative, and supervision duties. The board is headquartered at 800 Peachtree St. in Atlanta, with offices for supervisors and investigators throughout the state.

Legal authority for the board is designated in titles 2-20, 27-2701, 27-27A, 77-345 through 77-360, 77-5 and 77-505a of the Georgia Code Annotated.

The board is the state agency constitutionally and statutorily empowered to grant or deny clemency to inmates incarcerated for violation of the state's criminal laws. Although the bulk of its work revolves around parole actions and procedures, it is authorized to grant, within eligibility requirements set by law, the following types of clemency:

1. *Pardon*—the declaration of record that an individual is to be relieved from the legal consequences of a particular crime or conviction.
2. *Parole*—the release of an offender from a penal institution, after he has served a portion of his sentence, under the continuing custody and supervision of the state and under conditions that permit his return to prison in the event of misbehavior.
3. *Commutation*—the reduction of a punishment to which a person has been sentenced to a less severe penalty.
4. *Remission of Sentence*—a lessening of the duration of confinement but not a reduction in the length of term of sentence.
5. *Reprieve*—the temporary release from custody of an inmate, usually for a limited number of days, for medical or compassionate reasons, or if an inmate is suffering from a serious illness for which proper treatment is not available in the state correctional system. A reprieve with conditional commutation

permits certain selected inmates to be released under the Early Release Program.

6. *Removal of Disabilities Imposed by Law*—the granting of orders by the board either to restore civil and political rights lost as a result of conviction or to allow the inmate to enter military service.
7. *Conditional Release*—the release of felony inmates who have completed the service of their minimum sentence with a good institutional conduct record. This form of release is distinguished from parole in that conditional release, as a matter of right, is automatic when the requirements are met, whereas parole is a discretionary act of the board. Conditional release is available only to inmates who are given indeterminate minimum or maximum sentences. It is used most frequently with youthful offenders sentenced under the Georgia Youthful Offender Act.

Most of the responsibilities of the board involve determination, within established rules of eligibility as to which inmates can be returned (paroled) to society before completing their sentence. To be eligible for consideration for parole, misdemeanor offenders must serve at least six months or one-third of their sentence, whichever is greater. Felony offenders must serve at least nine months or one-third of their sentence, whichever is greater. Offenders serving sentences of 21 years or more, must serve 7 years prior to becoming eligible for parole consideration. Aside from these basic eligibility requirements and a few others addressing time that must be served for certain specific offenses, the board generally has full discretion regarding the decision to grant or deny parole, with a majority vote being necessary to grant parole.

The decision-making process of the board, to grant or deny a parole, begins with a full investigation of the candidate's prior criminal record, social history, instant offense behavior, physical and mental health records, institutional behavior, and possible or existing release plans. The investigation is conducted by the board's staff and made available to the board upon completion. Subsequent to the board's review of an investigation report, it may or may not conduct a personal interview with the candidate; however, members will review the candidate's records and reports privately, in turn, and cast a favorable or negative vote.

To guide its discretionary decision-making process, the board recently adopted an empirically based system of parole rating guidelines. The system essentially considers factors in the investigative reports and records which are of value in predicting the probability of further criminal behavior or success on parole. The board then produces a presumptive parole date for the offender, i.e., it suggests, within a range of time, how long the offender should stay in prison prior to being paroled. The adoption, implementation, and maintenance of this system were mandated by law (Senate Bill 521) during the 1980 General Assembly. When the system is fully implemented, inmates will be notified of their presumptive parole date within the first several months of their incarceration, and the board's procedures for reaching a decision will be altered accordingly.

Inmates who are denied parole are informed by the board of the reasons for the denial. If an inmate is granted parole, the board informs him of the decision and specifies the terms and conditions of parole. If the inmate agrees to these conditions, he or she is released into the community at a specified time and assigned to a parole supervisor employed by the board. Violations of parole conditions can result in (1) rearrest and revocation of parole following statutorily prescribed hearings conducted by the board or its employees and (2) the return to prison of the offender to serve out the term for which he was sentenced. Parolees remain in the legal custody of the board until the expiration of the maximum terms specified in their sentences or until pardoned by the board. While on parole, offenders may earn time off their sentence just as they may while in prison. Conversely, they can also have earned time withheld or forfeited while on parole.

Almost half of the board's current employees are engaged in conducting preparole investigations and in supervising parolees' and youthful offenders' conditional releases. The staff conducts an average of over 8,000 investigations annually and is charged with the daily supervision of over 2,000 parolees and conditional releasees.

The total operating budget for the State Board of Pardons and Paroles during fiscal year 1980 was \$3,610,613.



TABLE IV-11

## FISCAL YEAR 1979 PAROLE CASELOAD/WORKLOAD STATISTICS

## STATE BOARD OF PARDONS AND PAROLES

SOURCES: State Board of Pardons and Paroles, 1979  
and Office of Planning and Budget, 1980

<u>Number of Parole Supervisors/Investigators</u> <sup>1</sup> (With Assigned Caseload)	82
<u>Total Supervision Caseload</u> <sup>1</sup>	2,441
Felon Parolees	2,169
Misdemeanant Parolees	36
Youthful Offender Conditional Releasees	236
<u>Average Supervision Caseload</u> <sup>1</sup>	30
<u>Total Pre-Parole Investigation Caseload</u> <sup>1</sup>	8,194
<u>Average Pre-Parole Investigation Caseload</u> <sup>1</sup>	100
<u>Total Number of Revocations</u>	433
Revocations for Technical Violations	338
Revocations for Violations of Law	95
Average Revocations Per Month	36
Annual Revocation Rate	17.7%
<u>Percent of Eligible Incarcerated Offenders Granted Parole</u> <sup>2</sup>	28.0%
<u>Average Annual Cost Per Parolee Supervised</u>	\$305

<sup>1</sup>The workload of parole supervisors/investigators is actually split between the activities of supervising parolees and conditional releasees, and conducting pre-parole investigations. Approximately 60% of their time is devoted to investigative work and 40% to supervision work. Consequently, "average" caseload figures may be a misleading description of actual workload.

<sup>2</sup>Figure reported here actually reflects number of parole reviews and evaluations versus number of parole releases granted.

TABLE IV-12

FISCAL YEAR 1979 LIMITED FELON PAROLEE PROFILE<sup>1</sup>

## STATE BOARD OF PARDONS AND PAROLES

SOURCE: State Board of Pardons and Paroles, 1979

	Number	Percent
<u>Felon Parolees Under Supervision</u>	2,169	100%
<u>Race and Sex Characteristics</u>		
White	1,008	46%
Non -White	1,158	53%
Male	2,026	93%
Female	140	7%
<u>Sentence Length</u>		
1 to 5 Years	1,256	58%
5 to 10 Years	542	25%
10 to 20 Years	238	11%
More Than 20 Years	108	5%
Youthful Offenders (Not Contracted)	22	1%
<u>Average Number of Months Served Prior to Parole</u>		
0 to 12 Months	693	32%
13 to 36 Months	866	40%
37 to 96 Months	542	25%
97 or More Months	65	3%
<u>Parolees With Previous Conviction(s)</u>	585	27%

<sup>1</sup>Figures in this table relate only to felony offenders under parole supervision. Figures for various characteristics of felon parolees reported in the table account for 2,166 of 2,169 felony offenders under parole supervision.



## TRAINING AND STAFF DEVELOPMENT SECTION DEPARTMENT OF OFFENDER REHABILITATION

For the major part of the history of corrections in America, manpower was enlisted largely by chance, not by choice. Personnel were assigned to large custodial institutions and were used almost exclusively in paramilitary capacities to maintain custody and control. Training for these personnel was either limited or nonexistent; where training did occur, it was, consistent with the objectives of custody and control, of a highly militaristic nature.

For a variety of reasons, including the realization that custody and control of prisoners by itself did little to ultimately reduce crime, pressures to shift the emphasis of corrections toward more effective methods of changing the behavior of offenders built swiftly during the 1950s and 1960s. Basically, there was a growing recognition that the main sources of change in people were other people, rather than buildings or equipment. Until the fifties, however, corrections had invested more heavily in the latter at the expense of the former. As late as the mid-1960s, less than 20 percent of America's correctional agencies maintained a full-time staff training effort; even fewer reported staff or career development programs.

Not until 1965, when the U.S. Congress passed the Correctional Rehabilitation Study Act, were concentrated efforts in the staff training area fully begun. This act spawned the Joint Commission on Correctional Manpower and Training. The efforts of the commission, together with those of the President's Commission on Law Enforcement and Administration of Justice, directed national attention to correctional staff training and development. Consequently, when the federal Omnibus Crime Control and Safe Streets Act of 1968 created the Law Enforcement Assistance Administration (LEAA) to administer a program of financial assistance to local and state criminal justice agencies, states wanting to begin correctional staff training and development programs with LEAA funds had little difficulty.

Georgia's correctional training and staff development efforts, like those in many other states, were originated with LEAA funds. Prior to 1969, Georgia's Department of Offender Rehabilitation (as well as its predecessor, the Department of Corrections) had no formal training program for its staff. From 1969 through 1978, however, DOR received \$1,627,256 in LEAA funds to initiate and expand such a program. During its early stages, the program concentrated on the development and delivery of basic training to new line employees. By 1973, when DOR secured an existing facility (Soule Hall) on the University of Georgia campus for utilization as a training and staff development center, the program had expanded to include in-service training and a work-study effort to promote career development.

Into the mid-seventies, training for correctional staff was yet to be required by state law. Those DOR employees with arrest powers, however, were interpreted as falling under the Georgia Peace Officer Standards and Training (POST) Act's definition of a peace officer, which made them subject to mandatory training prescribed by the POST Council. Although the requirement was never enforced, the act was amended in 1978 to specifically exclude correctional employees from its peace officer definition and to

require the Board of Offender Rehabilitation and the Board of Pardons and Paroles to establish training programs for their employees under a system of rules and regulations (Georgia Laws 1978, pp. 994, 995).

Gradually, with the emergence of partial state fund support, DOR's Training and Staff Development Section has evolved into an integral part of DOR and the state's correctional system. Today, it provides a comprehensive and multi-faceted program serving all DOR employees, as well as the employees of the State Board of Pardons and Paroles and county correctional institutions housing state offenders.

General policy for the Training and Staff Development Section is set by the Board of Offender Rehabilitation. Organizationally, the section operates as a staff support function of DOR's Division of General Services Administration, which is headed by the deputy commissioner for the division, who is appointed by and serves at the pleasure of the commissioner of the Department of Offender Rehabilitation. The section is headed by an administrator, who is selected on a competitive merit basis.

Thirty-two individuals are employed by the section to carry out its functions. Central offices are maintained at 800 Peachtree St. in Atlanta. Training is delivered primarily at the center in Athens. Additionally, district training offices are maintained in the following locations: north district, the Georgia Industrial Institute at Alto; central district, the Middle Georgia Correctional Institution at Hardwick; southeast district, the Georgia State Prison at Reidsville; and southwest district, the West Georgia Correctional Institution at Columbus.

Legal authority for the functions of DOR's Training and Staff Development Section is designated in Title 92A-2102.1 of the Georgia Code Annotated. Additional authority may be derived from titles 2-21, 27-2707, 77-307, 77-312, 77-503a and 77-505a of the Georgia Code Annotated.

As the primary provider of training and career development programs for the state's entire correctional system, the section provides system employees with the skills necessary to perform their jobs and to develop their career potential. Training may be delivered at the section's center in Athens, at the four district offices, or directly on-site at state and county correctional institutions. Candidates for training are staff members whose specific needs are fully representative of the broad range of tasks performed within the system's staff support, probation, institution, prerelease, and parole segments. In addition to training staff, the section conducts assessments of training needs by performing job tasks analyses which assist in developing and revising (1) appropriate curricula for the Orientation Training Program (OTP), (2) in-service training programs, and (3) advanced and specialized training programs. Currently, a three-week OTP is required for all correctional officers and a two-week OTP is offered for other employees. In addition to OTP, other programs include specialized firearms training, specialized training for correctional facility business managers, specialized training in the application of the earned time system, supervisory and management training, and work/study opportunities. A total of 3,138 employees participated in 254 training programs coordinated by the section in fiscal year 1979.

DOR's Training and Staff Development Section was supported by an operating budget of \$750,720 during fiscal year 1980. Fifty-five percent of this amount, or \$413,742, was comprised of state funds. The remaining forty-five percent of the section's budget consisted of LEAA funds.

TABLE IV-13

FISCAL YEAR 1979 PERCENT DOR EMPLOYEE TRAINING PARTICIPATION  
TRAINING AND STAFF DEVELOPMENT SECTION  
DEPARTMENT OF OFFENDER REHABILITATION (DOR)

SOURCE: Department of Offender Rehabilitation, 1979

General Type of Training Program	Percent of DOR Employees Participating
Pre-Service (Orientation)	26.00%
In-Service	42.00%
Work/Study	.003%
Supervisory/Management	.05%
Other	.09%

TABLE IV-14

FISCAL YEAR 1979 TRAINING PROGRAMS CONDUCTED/COORDINATED  
TRAINING AND STAFF DEVELOPMENT SECTION  
DEPARTMENT OF OFFENDER REHABILITATION

SOURCE: Department of Offender Rehabilitation, 1979

Program	Number of Programs	Number of Participants	Average Hours Per Session	Total Hours
<u>Basic Orientation Training Programs</u>				
Security				
Staff Development Center: Athens	13	437	134	58,558
Georgia State Prison: Reidsville	11	284	100	28,400
Non-Security				
Staff Development Center: Athens	4	119	80	9,520
Central Office				
Central Office: Atlanta	4	32	20	640
<u>County Correctional Institution Training Programs</u>				
Security	14	227	40	9,080
Earned Time System	6	104	3	312
<u>On-Site Orientation Training Programs</u>				
Georgia Industrial Institute: Alto	3	54	44	792
Middle Georgia Correctional Institution, Men's Unit: Hardwick	1	68	22	1,496
<u>In-Service Workshops</u>				
Non-Departmental	87	173	14	2,422
Departmental	45	1,136	17	19,312
<u>Career Development Programs</u>				
Management				
Level I	8	77	29.5	2,271.5
Level II	5	35	29.5	1,032.5
Level III	2	27	29.5	796.5
Level IV	1	4	59	236
Level V	1	1	29.5	29.5
Level VI	1	1	59	59
Work/Study	17	31	20	620
<u>Firearms Training</u>				
Firearms Instructor Certification Program	2	16	14	224
Annual In-Service Firearms Qualification (Recertification)	25	214	8	1,712
Probation Firearms Workshop	3	70	20	1,400
Parole Firearms Workshop	1	25	32	800
TOTALS	254	3,135	804	139,713

# GEORGIA CORRECTIONAL INDUSTRIES ADMINISTRATION

Governmental entities charged with administering prisons in this country have historically been directed to make prisons as self-supporting as possible. In Georgia, as in many other states, this direction is specified in statute and is largely responsible for the varieties of inmate labor programs which have been pursued in the state's prisons, such as the leasing of inmate labor and the employment of inmates in public works. Prison industry programs were a natural outgrowth of the "self-supporting" philosophy.

Prior to 1960, exclusive authority was vested in the State Board of Corrections for the manufacture and production of goods for sale to public agencies. Proceeds from such sales were deposited in the state treasury. Additionally, the board was authorized to monetarily compensate inmates employed in prison industries. Not only was the industry concept consistent with the state's "self-supporting" philosophy, it was consistent with the objectives of rehabilitation. Prison industries promoted strong work habits and provided job training for inmates in a way other inmate labor programs could not; the industries sought to apply to inmate labor diluted models of "free enterprise" and "the profit motive."

In 1960, Georgia, following the lead of the federal government and other states, statutorily created a public corporation to administer prison industries. The seven-member Georgia Prison Industries Administration created by the act was granted, relative to the manufacture and sale of products, the same powers and authority possessed by the Board of Corrections. Although initially operating with a \$500,000 revolving fund, the administration was ultimately to operate as a self-sustaining entity generating funds to support its own maintenance and growth, as well as supporting other activities including vocational training and general supplementary support of the state's prisons and their operations.

The name of the administration was changed in 1972 to the Georgia Correctional Industries (GCI) Administration. In 1975, the original membership—the governor, the five members of the Board of Corrections, and the state Supervisor of Purchases—was replaced by the commissioner of the Department of Offender Rehabilitation and six appointive members. Legislation passed by the 1980 General Assembly (House Bill 1256) changed the administration's membership for the second time in its 20-year history by designating the Board of Offender Rehabilitation to constitute, ex officio, the GCI Administration.

The Board of Offender Rehabilitation is empowered to determine the administration's organization and to adopt rules and by-laws necessary to carry out its duties. The chief executive officer of the administration is the commissioner of the Department of Offender Rehabilitation. Board members also appoint a chief administrative official responsible for the day-to-day coordination of correctional industries and, upon his recommendation, appoint additional employees to carry on the business of the administration. As of July 1, 1979, the administration had a total of 66 employees. In addition to a central coordinating office located at 5384 Manor Drive in Stone Mountain, the administration maintains industrial operations at five state correctional institutions: Georgia State Prison at

Reidsville; Lowndes Correctional Institution at Valdosta; Montgomery Correctional Institution at Mount Vernon; Stone Mountain Correctional Institution at Stone Mountain; and Wayne Correctional Institution at Odum. Approximately 500 inmates are employed in industries at these institutions.

Legal authority for the Georgia Correctional Industries Administration is designated in Title 77-9 of the Georgia Code Annotated. Additional authority may be derived from Title 77-318 of the Georgia Code Annotated.

In cooperation with the Department of Offender Rehabilitation, the administration attempts to facilitate rehabilitation for inmates by providing opportunities to learn trades or skills which may assist inmates in securing employment upon their release from prison. At the same time, it offers useful goods and services to Georgia's prisons, other state agencies, and local governments. The administration is specifically prohibited from selling its products to entities in the private sector. Its market is statutorily limited to public agencies.

The administration is empowered to function as a public corporation and may borrow money with a pledge of any or all of its property and inventory as security; and may acquire, hold, utilize, and dispose of real and personal property. For corporate purposes, it is also empowered to utilize inmates made available by the Board of Offender Rehabilitation; and to retain any earnings to finance maintenance and expansion of its operations, vocational training for inmates, and payment of compensation to inmates it employs. Further, it may set aside percentages of inmate compensation for payment of inmate maintenance costs and establishment of escrow savings accounts for inmates. In the event that the administration accumulates a surplus of funds, it is required to turn such surplus over to the state treasury; however, up to 20 percent of the surplus is creditable to the operating budgets of prisons in which the administration's industries are based.

Current industrial operations of the administration are located in five areas:

1. *Georgia State Prison at Reidsville*

*Concrete Products* include bus stop markers, park benches, and picnic tables.

*Textile Products* include mattresses and mattress covers for prisons, and inmates' clothing.

*Metal Products* include bunk beds, lockers, office furniture (new and refinished), and upholstered and reupholstered office furniture.

*License Plates* include production of plates for Georgia, Tennessee, Kentucky, and other states.

2. *Lowndes Correctional Institution at Valdosta*

*Chemical Products* include washing powders, disinfectants, floor waxes, insecticides, cleaning compounds, and other general chemical products.

3. *Stone Mountain Correctional Institution at Stone Mountain*

*Print Shop* includes printing of books, reports, forms, letterhead stationery, envelopes, and brochures by letter press or offset printing.

4. *Montgomery Correctional Institution at Mount Vernon*

*Screen Process Print Shop* includes the manufacture of silk screen products, validation stickers and county name stickers for vehicle license plates, street signs, and traffic and regulatory signs.

5. *Wayne Correctional Institution at Odum*

*Wood Products* includes the production of broom handles for the Georgia Factory for the Blind and office furniture.

The Georgia Correctional Industries Administration is authorized, when necessary, to receive appropriations from the Georgia General Assembly. During fiscal year 1980, it was a self-supporting entity and received no appropriation. Over the last several years, the administration has accumulated a surplus of funds through its operations, which have been turned over to the state treasury.

## CORRECTIONAL SERVICES DEPARTMENT OF LABOR

The provision of correctional services to Georgia's correctional system by the Georgia Department of Labor originated with funds provided under the federal Manpower Development and Training Act, which is administered by the U.S. Department of Labor. These services, designed primarily to support and supplement the rehabilitative efforts of the Department of Offender Rehabilitation, began in the mid-1960s and were initially limited to vocational training and employment services at a few state correctional facilities. In later years, however, new types of services were added, and their delivery was expanded to cover a broader population of offenders at various stages of Georgia's criminal justice system.

In 1965, on the request of Georgia's director of corrections, the state commissioner of labor secured federal funds to provide vocational training beginning in 1966 at the Georgia Training and Development Center at Buford. The following year, the commissioner of labor acted independently to establish a prison release program. This program provided employment and training services for offenders released or paroled from the Georgia State Prison, the Georgia Industrial Institute, and the Georgia Women's Prison.

By the early 1970s, the success and leadership of the department in the area of correctional services led to the receipt of a special U.S. Department of Labor grant to expand services for incarcerated offenders. This 1971 grant also created a centralized correctional services coordinating function within the department. Another 1971 grant—marking the department's entry into the provision of services at the pretrial stage—funded a pretrial intervention program in Fulton County. Following the expiration of these grants, the General Assembly provided state funds to continue their functions. Although correctional services still relies on some peripheral support personnel funded by federal Comprehensive Employment Training Act (CETA) funds, the bulk of its effort is now supported by state funds. These services impact offenders from the pretrial stage of the criminal process and continue through and after their final release from state custody.

Organizationally, correctional services functions under the Employment Security Agency, a division of the Department of Labor which is headed by a director responsible to and appointed by the elected commissioner of labor. The chief executive officer of Correctional Services is also the director of Correctional Services. The 62 employees of the correctional services function are located throughout the state in community offices and in various state correctional institutions. The employees are under the supervision of four regional offices located in Atlanta, Alto, Waycross, and Jackson. Additionally, Correctional Services relies on support from the department's local employment services offices. The central headquarters for Correctional Services is located at 501 Pulliam St. in Atlanta.

No specific constitutional or statutory authority is designated for Correctional Services in Georgia; however, authority may be generally derived from titles 54-118 and 77-319 of the Georgia Code Annotated.

The Department of Labor's correctional services function operates as the state criminal justice system's primary arm of support for addressing the specialized problems confronting offenders in preparing for and securing and successfully maintaining legitimate employment. Because the bulk of services are directed at offenders who have been convicted and sentenced, major liaison is with the Department of Offender Rehabilitation. Correctional services is involved, to some degree, in virtually all stages of the system following arrest. Seven major areas of activity are embraced:

1. *Pretrial intervention services*—provides employment-related services, by written agreement with Chatham and Fulton counties, at the prosecutorial level to persons charged with selected crimes.
2. *Inmate vocational diagnostics*—provides vocational assessments, testing, counseling, and a recommended plan for new and incoming inmates sentenced to the custody of the Department of Offender Rehabilitation during the diagnostic and classification process.
3. *Vocational diagnostics of felons pending sentencing*—provides vocational assessment and testing of felons tried and convicted in the Macon Judicial Circuit in conjunction with DOR's Community Diagnostic Program.
4. *Inmate vocational training*—provides work and job training in conjunction with the Department of Offender Rehabilitation at various state correctional institutions.
5. *Services to youthful probationers and parolees*—provides specialized intensive job training and placement services for younger probationers and parolees in Chatham and Fulton counties.
6. *Preemployment services for incarcerants*—provides preemployment training and job placement guidance to incarcerants in 95 percent of all state and county correctional institutions.
7. *Employment training services to exoffenders, parolees, and probationers*—provides job referral and placement assistance and training to offenders and exoffenders in Georgia's communities through local employment service offices.

During fiscal year 1980, the total operating budget for Correctional Services was \$1,253,178. The entire amount was comprised of state funds. Additionally, federal CETA funds in the amount of \$548,000 went toward the support of correctional services.

TABLE IV-15

FISCAL YEAR 1979 EMPLOYMENT/VOCATIONAL SERVICES STATISTICS  
CORRECTIONAL SERVICES  
DEPARTMENT OF LABOR (DOL)

SOURCE: Correctional Services, Department of Labor, 1979

Employment Services

Correctional Client Type <sup>1</sup>	Number of Job Referrals	Number of Job Placements
Pre-Trial <sup>2</sup>	496	142
Probationer	7,212	3,314
Incarcerant <sup>3</sup>	556	254
Ex-Offender <sup>4</sup>	6,761	3,357
Total	15,025	7,067

Vocational, Diagnostic and Training Services

Number of Vocational Assessments Conducted  
on Incoming Inmates vs. Number of Incoming  
Inmates<sup>5</sup> = 5,431 vs. 6,543

Total Number of Incarcerated Inmates  
Enrolled by DOL in CETA Vocational  
Training Programs at Various State  
Correctional Institutions = 550

<sup>1</sup>Correctional Services did not have breakout by client type for job referrals and job placements for Fiscal Year 1979. This client type identification was begun in Fiscal Year 1980. Therefore, the breakout of job referrals and job placements by client type is based on percentage by client type for the first several months of Fiscal Year 1980.

<sup>2</sup>Pre-trial clients are accused individuals participating in the Fulton and Chatham County Pre-Trial Programs.

<sup>3</sup>Incarcerant client types are primarily residents of DOR's Diversion Centers, who are actually probationers.

<sup>4</sup>Ex-offender client types include prison inmates who were released on parole or who "maxed out", i.e., were mandatorily released.

<sup>5</sup>Refers primarily to felony inmates sentenced to a period of confinement under the custody of DOR. Correctional Services conducts vocational assessments of these offenders during DOR's diagnostic and classification process for incoming inmates.

## ADULT CORRECTIONS AND THE PRIVATE SECTOR



## ADULT CORRECTIONS AND THE PRIVATE SECTOR

The involvement and assistance of the private sector in Georgia's correctional efforts dates back to the second decade of this century, when Georgia law authorized the use of volunteer probation officers. Gradually, after this initial venture, the use of citizen volunteers in direct services diminished, to be revived in the middle part of this century. As corrections in Georgia began to shift emphasis in the 1950s and 1960s toward preparation of inmates for return to society, more volunteers began to help inmates cope with their confinement and readjust successfully into the community. With the establishment of inmate Jaycee chapters, the Georgia Jaycees were among the first organized groups to offer such assistance.

The greatest catalyst for private sector assistance came in the 1970s when the Department of Offender Rehabilitation began a commitment to community-based corrections through the expansion of probation services and the opening of numerous community "half-way houses." A volunteer parole officer program was begun in 1970, and in 1971 a volunteer probation officer program was initiated. By 1972, when DOR replaced the Department of Corrections, DOR was able to secure Law Enforcement Assistance Administration (LEAA) funds to establish a volunteer services program to analyze needed tasks, search out resources, and coordinate volunteers. This program received national attention and coined the phrase, "Corrections is Everybody's Business," which became its central philosophy. In addition to traditional technical assistance services to guide volunteer efforts, the program conducted a series of seminars throughout the state which were delivered by the commissioner of DOR to gather citizen input for departmental policies. These initial efforts gave today's private sector services their fundamental perspectives and roles and proved successful enough to merit the transfer of DOR's volunteer program from federal to state funds.

Today, private sector correctional services have evolved into two primary assistance roles in Georgia's correctional system—the delivery of direct services and policymaking. These two roles directly interact with one another, each making the other more effective. Private citizens who work in direct services have a more effective voice in policymaking which can be attributed to their increased understanding. They are also more willing to undertake volunteer activities, as they understand the need for bridges between the community and the offender.

Direct services supplement governmental programs and serve to increase the quality and diversity of services available to the system. They involve volunteers in the following activities or capacities: academic tutors, alcohol and drug counseling, clerical assistance, mental and physical health care, library aides, consumer education teachers, family management, recreational specialists, employment assistance, motivational counselors, one-to-one sponsors, prerelease instructors, spiritual counselors, transportation, clothing donations, supervision of probationers, and legal aid. Over 800 volunteers provide one-to-one counseling and serve as role models for offenders; nearly 1,300 specialist volunteers provide legal and medical aid; tutorial services; and family, religious, and psychiatric counseling. Almost 150 church and civic groups deliver a wide variety of direct services.

Citizen participation in correctional policymaking is primarily derived through citizen advisory councils which operate throughout the state and are mainly concerned with such community-based programs as transitional and diversion centers. Citizens on these councils have a direct and critical role in the shaping and continued expansion of community programs, particularly in regard to local assimilation of both the programs and the offenders. Often citizens' councils deliver services directly as well as assisting in recruiting and involving other volunteers in corrections.

During fiscal year 1979, DOR utilized well over 2,000 volunteers in direct services and policymaking roles who donated a total of 35,000 hours of time.

Additional to the private sector services which function in "partnership" with DOR to provide direct service and policy development assistance on a volunteer basis, there are at least three other general types of "private assistance" which possess a significant capability to shape the correctional process.

First, there is a host of direct service resources which are initiated, developed, and coordinated on a local basis and provide assistance of a traditionally transient nature.

Second, the private sector contains a number of national and local associations which operate relatively independent of vested interests, of ongoing programs, and the limitations imposed by public office. Traditionally, these groups have engaged in five kinds of correctional functions:

1. research studies, evaluation surveys, and demonstration projects
2. professional information collection, assessment, and dissemination
3. public information and education
4. promotion of legislation
5. promotion of citizen participation in social action to help change existing programs and to establish innovations.

Third, general planning, engineering, and architectural firms existing in the private sector are relied upon for specialized assistance of a technical nature in developing and implementing new programs and facilities.



## V. JUVENILE JUSTICE

### OVERVIEW

The juvenile justice system in Georgia is perhaps best described as a nonsystem trying, at the same time, to be a criminal justice system for juvenile offenders *and* a social services delivery system for troubled youth. While it is extremely difficult to draw a line separating the dual roles of the juvenile justice system, the state legislature made such an attempt when it bifurcated juvenile hearings by separating the adjudicatory process (finding of guilt or innocence) from the dispositional (prescription of treatment). Despite the technical separation, the roles are intermingled throughout the process. All those who make placement and legal decisions — police officer, intake worker, probation officer, judge, and court service worker, must continually be cognizant of making decisions that maintain a balance between the rights of youth, the safety of the community, and the social responsibility of society to redirect the lives of wayward youth.

It is interesting to note the cyclical and seemingly ambivalent direction in which juvenile justice has moved. Until the social reform movement of the late 1800s, a criminal was a criminal regardless of age. The social reform activists made a strong case for the idea that juvenile offenders (i.e., persons under 17 years of age according to Georgia's juvenile code), because of their tender age and society's obligation to educate them in knowing right from wrong, should not be held totally accountable for their own behavior. That group's ultimate accomplishment was the establishment of a separate juvenile justice system.

Unlike its adult counterpart, the juvenile justice system was founded in the philosophy that it was more important to save young offenders from lives of crime than it was to punish them for their current misdeeds. The practical application of this philosophy served to set into motion a cause and effect evolution which has brought juvenile justice almost full circle.

First, there were judges and court officials who abused the informality of the system and meted out "treatment" with little or no regard either for the seriousness of the offense or for the rights of the child. Their abuse of the *parens patriae* doctrine of the juvenile court — in which, when parental duties and obligations are found to be unmet, the state supersedes the parents' natural rights over the control and care of their offspring — brought a cry of outrage from child advocates concerned with due process and children's rights. Consequently, juvenile justice practitioners altered their approach to handling juvenile court cases. In Georgia, the shift in perspective resulted in a new Juvenile Court Code (1971) which firmly established the child's right to "due process" in the adjudicatory stages of the process. At the same time, the new code reaffirmed the founding philosophy of the juvenile justice system by continuing to require that all orders of disposition be based on a finding of a need for treatment and rehabilitation and by requiring that all commitment orders (i.e., orders that give custody to the state) be for an indeterminate period of time.

As it stands now, the system, at one end, protects the rights of *accused* juvenile offenders by guaranteeing them due process, and, at the other end, guarantees the convicted offender the right to "quality" treatment. (The questions of what constitutes "quality" treatment and whether or not the right to treatment extends to the right to refuse treatment have been the

subject of several recent class action law suits.) Unfortunately, the duality of the system has served to insulate many of the state's more serious and chronic offenders from any significant consequences for their criminal behavior. Consequently, in response to community outrage, there is a trend towards pushing this group of offenders into the adult system through a waiver of jurisdiction by the juvenile court. Hence, the history of juvenile justice moves closer to completing a circle.

Georgia's juvenile justice professional and political community hopes to successfully combat this trend with legislation and appropriations designed to build a solid and unified juvenile justice system that will (1) protect the rights of children, (2) protect the community at large from chronic and serious juvenile offenders, and (3) provide, within its own system, a range of programs to deal with all juvenile offenders regardless of their offense or social history.

## FLOW DIAGRAMS OF THE JUVENILE JUSTICE SYSTEM

The following diagrams depict the movement of youth through the juvenile justice process in terms of decisions commonly made and actions usually taken by the system at various stages.

To initiate the process, a juvenile must be *identified* as delinquent, unruly, or deprived and brought to the *attention* of someone in a position of authority, such as a police officer, school official, or parent. That person must then decide, on the basis of certain characteristics of the offender and the offense, whether the youth should be *diverted* from the juvenile justice system and handled unofficially or be delivered to a *juvenile court intake* worker for official action. If delivery is made, the intake worker then applies certain criteria to determine whether *formal entry* into the juvenile justice system is warranted. If the intake worker decides the case can be *informally adjusted*, two alternatives exist: the youth may receive counsel and unofficial supervision for up to 90 days or be *referred* to an appropriate agency, such as the Division of Family and Children Services—in the case of a deprived child—or the youth may simply be *released* to the parents.

If entry into the system is deemed appropriate, the next decision is on the need for *detention*. If detention is not warranted, the youth is normally *released to his or her parents* pending a court hearing. If detention is deemed necessary, the next question is whether the youth should be detained in the community. If the criteria for community detention are met, the youth is either detained in an *attention home* or returned home under *in-home supervision*. When community detention criteria are not met, the youth is delivered to a *regional youth development center (RYDC)* or county detention facility for custody.

The next stage entails the decision of whether to file a *petition*, a formal charge of delinquency, unruly behavior, or identification of the youth as deprived. When a petition is not filed, the case is handled informally through referral or release. When a charge is filed, the validity of the charge is formally determined at an *adjudicatory hearing*. If a finding of delinquency, unruliness, or deprivation is reached, a *dispositional hearing* is held to determine the appropriate handling of the now delinquent, unruly, or deprived youth.

Except in cases of deprivation, the most common disposition is either *probation* with supervision by a *court service worker* or *county probation officer*, or *commitment to the Division of Youth Services of the Department of Human Resources*. In this latter event, the actual placement decision is made by the division's staff. If *alternate plan criteria* are met and a residential placement is *required*, the youth may be placed in a *group home* or *contract home*. If the youth can stay with parents or a relative and if his or her problems are *school-related*, he or she may go to a *day center*. Finally, if the problems are not school-related the youth might go to a *community treatment center*. A condition of probation might also be placement in a community-based project. If, on the other hand, alternate plan criteria are not met, the youth may go to a *state youth development center*, or, if his or

her needs are specialized and outside the scope of the department's service capabilities, *services* may be *purchased* for the youth from a private facility.

After a few months of supervision and treatment, an evaluation is held to determine whether the *goals* of the treatment program have been met; services may be continued at this time or modified to meet the youth's treatment needs. If the goals have been met, the department *terminates* its custody of the youth.

**Figure 3**  
**MAJOR STAGES OF**  
**THE JUVENILE JUSTICE PROCESS**

SOURCE: State Crime Commission

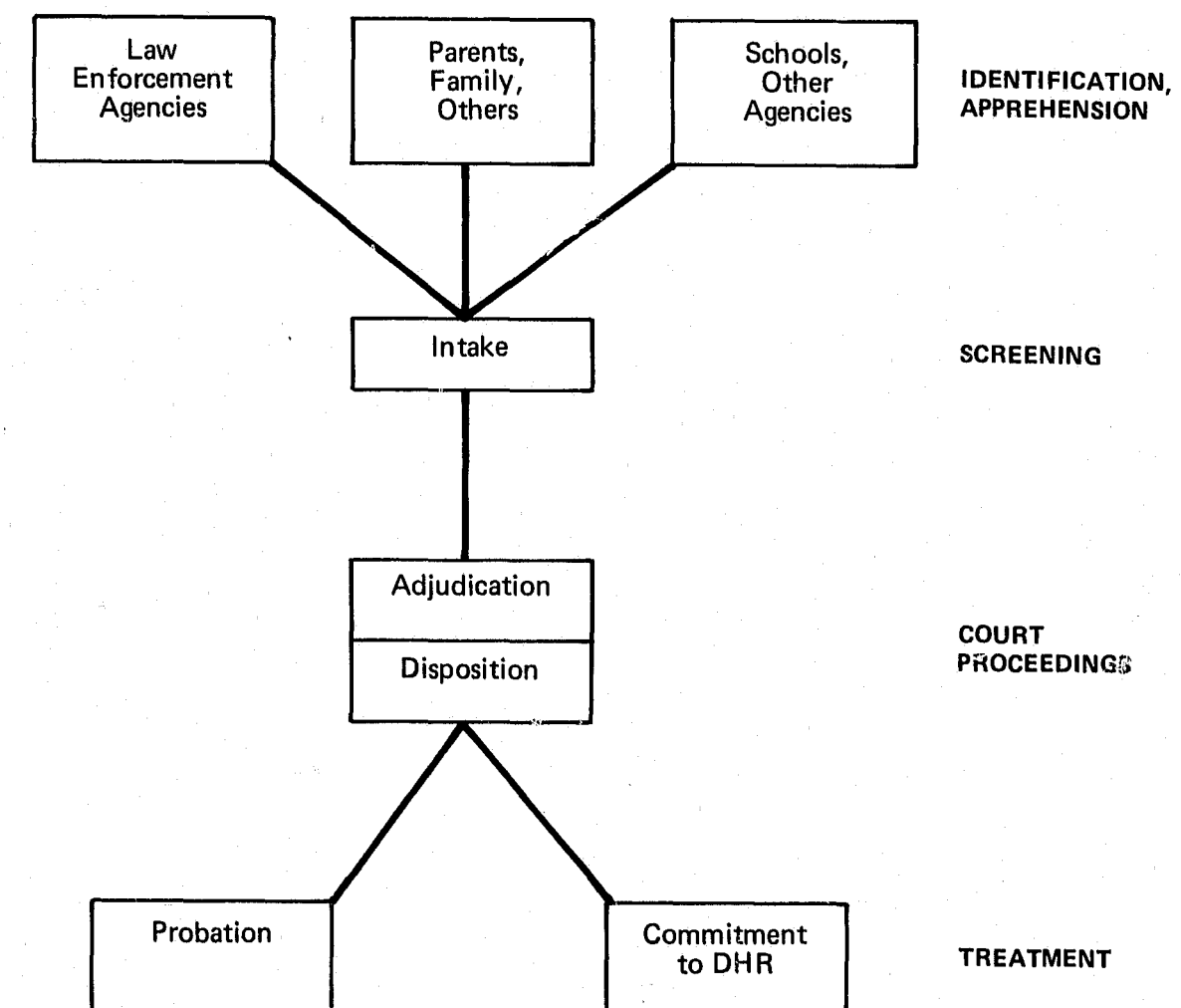
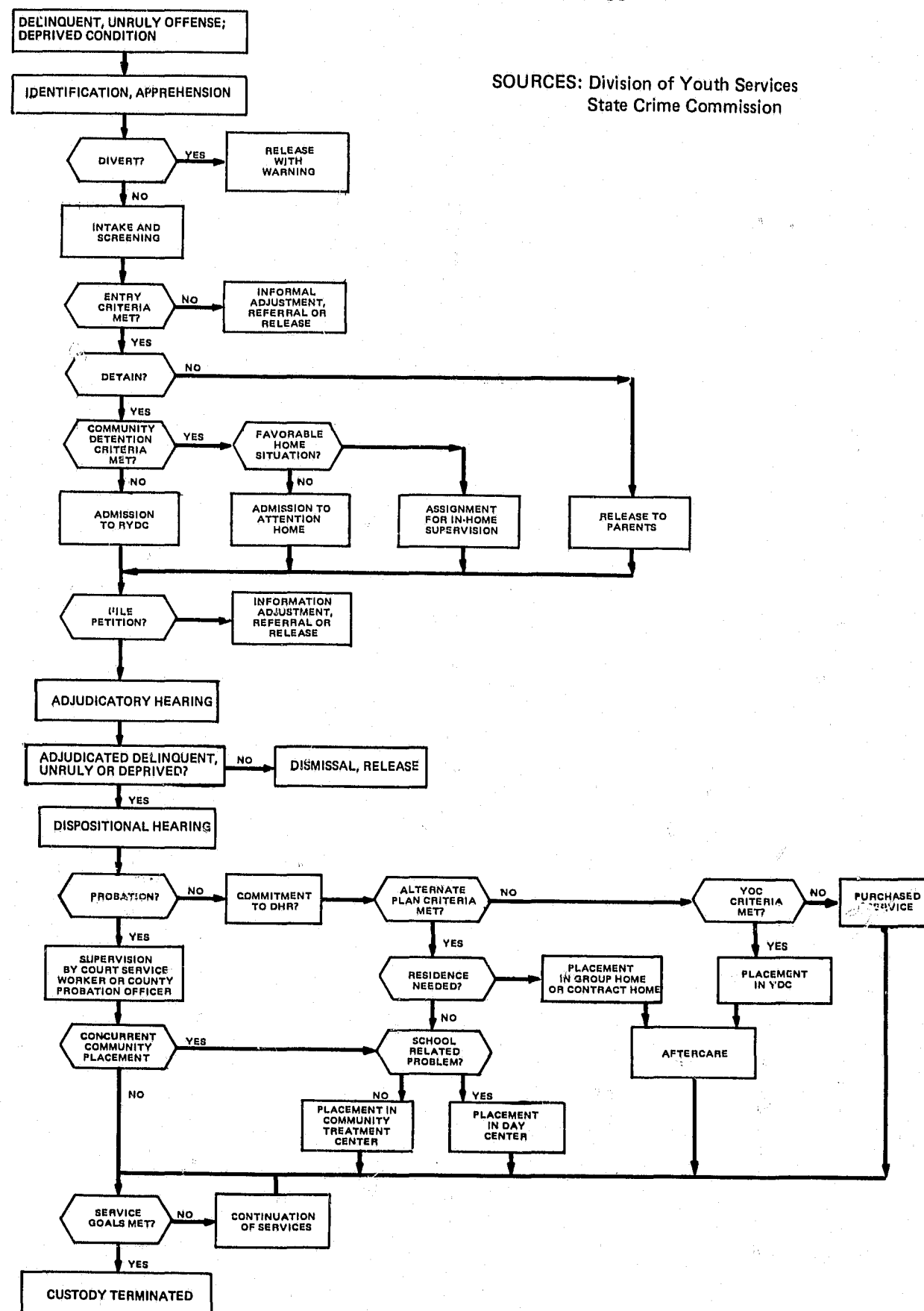


Figure 4  
FLOW DIAGRAM OF THE  
JUVENILE JUSTICE PROCESS

SOURCES: Division of Youth Services  
State Crime Commission



## JUVENILE COURTS

## JUVENILE COURTS

Prior to 1899, there were no juvenile courts; children who committed crimes were subject to the same criminal penalties as adults. During the 1800s, social reformers — including Jane Addams, Dorothea Dix, and Elbridge Gerry — sponsored a movement to create separate facilities for children. Although several separate juvenile courts had been established by the turn of the century, the Cook County Juvenile Court, established in Chicago in 1899, is generally credited as being the first juvenile court in the country.

Until 1915 the judicial system in Georgia held children's courts within branches of the superior courts. In that year, however, the Supreme Court ruling in *Law v. McCord* held that a 1908 act establishing children's courts was unconstitutional. Legislation passed in 1915 and 1916, which was codified in Title 24-24 of the Georgia Code (Juvenile Code), was the basis for Park's Code Supplement in 1917 which authorized separate juvenile courts in each county. In 1951, new legislation resulted in a new system of juvenile courts, establishing separate courts in counties of 50,000 or more.

In 1966 and 1967, two Supreme Court cases, *Kent v. United States* and *In Re Gault*, caused a drastic reappraisal of the judicial attitude toward juvenile offenders by requiring the recognition that children had certain basic, constitutional rights. To comply with the Court's decisions Title 24-24 was substantially revised in 1968.

In 1971, the Georgia General Assembly enacted legislation which superseded the 1951 act as amended and established a new code, Title 24A, to be known and cited as the Juvenile Court Code of Georgia.

The code provides (1) that a separate juvenile court be established in every county having a population of more than 50,000 (except in Richmond County where juvenile court is provided for by a local act); (2) that a separate juvenile court be established in any county with a population of less than 50,000 if two successive grand juries recommend that such a court be established; and (3) that a judge of the superior court sit as the juvenile court judge in counties where no separate juvenile court has been established.

Juvenile courts relate to the state's 42 judicial circuits only insofar as (1) the appointment of a juvenile court judge is concerned, and (2) the counties without a separate juvenile court are presided over by a superior court judge. Technically, therefore, there is a juvenile court in each of the state's 159 counties.

There are 48 county-financed juvenile court judgeships serving 59 counties. Except in specific situations that have been provided for within the code, the judge (or if there are more than two, a majority of the judges) of the superior court circuit which presides over the county wherein a juvenile court has been established appoints the judge or judges of the juvenile court for a term of six years. Juvenile court judges must be at least 30 years old, citizens of the state for at least three years, and engaged in the practice of law for three years. In those juvenile courts having more than one judge, a presiding judge is designated. All juvenile court judges are eligible for reappointment. Of the 48 county-financed judgeships, 8 judges serve full-time, 5 also serve the state court, and the remaining 35 serve part-time.

Juvenile cases are also heard by 7 full-time and 12 part-time juvenile court referees. Those who are appointed by the juvenile court judge are either county employees or practicing attorneys; others are superior court law clerks hearing juvenile cases as an extra duty.

Twenty-three of the 59 courts having separate juvenile court judges also administer, through county-paid staff, all or a portion of their courts' intake and probation services. These are called independent juvenile courts.

In the remaining 36 counties with separate juvenile court judges and the 100 counties in which the superior court judge sits as the juvenile court judge, the juvenile courts rely on state-paid court service workers employed by the Department of Human Resources/Division of Youth Services to provide all of their intake and probation services. Technically, all 136 of these courts are nonindependent juvenile courts; however, only the 36 courts with separate juvenile court judges are referred to as such.

The juvenile court has exclusive original jurisdiction over matters concerning any child (1) who is alleged to be delinquent, except where the allegation involves a capital offense in which case the juvenile court's jurisdiction is concurrent with the superior court, (2) who is alleged to be unruly, (3) who is alleged to be deprived, (4) who is alleged to be in need of treatment or commitment as a mentally ill or mentally retarded child, or (5) who is alleged to have committed a juvenile traffic offense. The court also has original jurisdiction in matters requiring judicial consent to marriage, employment, or enlistment in the armed services. In addition, the court is authorized to terminate parental rights, except in adoption proceedings which involve the rights of a putative father.

Annual operating budgets for juvenile courts are a matter of individual county appropriations and vary widely, as do the salaries of juvenile court judges which are set by the appointing judge and paid out of county funds.

TABLE V-1  
OVERVIEW JUVENILE JUSTICE JUDICIAL SYSTEM BY COUNTY  
JUVENILE COURT

SOURCE: ADMINISTRATIVE OFFICE OF THE COURTS, 1979

Circuit	County	Juvenile Population <sup>1</sup>	Full-Time Juv. Judge	Part-Time Juv. Judge	Superior Court Judge	Full-Time Referees <sup>2</sup>	Part-Time Referees <sup>2</sup>	Independent Juv. Courts <sup>3</sup>
Alapaha	Atkinson	1,874	-0-	-0-	2	-0-	-0-	-0-
	Berrien	3,828	-0-	-0-	* <sup>4</sup>	-0-	-0-	-0-
	Clinch	2,209	-0-	-0-	*	-0-	-0-	-0-
	Cook	3,585	-0-	-0-	*	-0-	-0-	-0-
	Lanier	1,763	-0-	-0-	*	-0-	-0-	-0-
	Total	13,259	-0-	-0-	2	-0-	-0-	-0-
Alcovy	Newton	10,605	-0-	1	-0-	-0-	-0-	X
	Walton	9,196	-0-	1	-0-	-0-	-0-	0
	Total	19,801	-0-	2	-0-	-0-	-0-	1
Atlanta	Fulton	153,699	2	-0-	-0-	2	-0-	X
	Total	153,699	2	-0-	-0-	2	-0-	1
Atlantic	Bryan	2,544	-0-	-0-	2	-0-	-0-	-0-
	Evans	2,351	-0-	-0-	*	-0-	-0-	-0-
	Liberty	8,007	-0-	-0-	*	-0-	-0-	-0-
	Long	1,115	-0-	-0-	*	-0-	-0-	-0-
	McIntosh	2,473	-0-	-0-	*	-0-	-0-	-0-
	Tattnall	4,427	-0-	-0-	*	-0-	-0-	-0-
	Total	20,919	-0-	-0-	2	-0-	-0-	-0-
Augusta <sup>5</sup>	Burke	6,233	-0-	-0-	1	-0-	1	-0-
	Columbia	10,367	-0-	-0-	*	-0-	1	-0-
	Richmond	44,579	-0-	-0-	*	-0-	1	X
	Total	61,179	-0-	-0-	1	-0-	3 <sup>6</sup>	1
Blue Ridge	Cherokee	14,276	-0-	1	-0-	-0-	-0-	-0-
	Fannin	4,008	-0-	*	-0-	-0-	-0-	-0-
	Forsyth	7,412	-0-	*	-0-	-0-	-0-	-0-
	Gilmer	3,101	-0-	*	-0-	-0-	-0-	-0-
	Pickens	3,014	-0-	*	-0-	-0-	-0-	-0-
	Total	31,811	-0-	1	-0-	-0-	-0-	-0-

TABLE V-1 (cont'd.)

Circuit	County	Juvenile Population <sup>1</sup>	Full-Time Juv. Judge	Part-Time Juv. Judge	Superior Court Judge	Full-Time Referees <sup>2</sup>	Part-Time Referees <sup>2</sup>	Independent Juv. Courts <sup>3</sup>
Brunswick	Appling	4,792	-0-	1 <sup>7</sup>	-0-	-0-	-0-	-0-
	Camden	3,701	-0-	1	-0-	-0-	-0-	-0-
	Glynn	15,226	-0-	1	-0-	-0-	-0-	X
	Jeff Davis	3,423	-0-	1	-0-	-0-	1	-0-
	Wayne	5,795	-0-	1	-0-	-0-	-0-	-0-
	Total	32,937	-0-	5	-0-	-0-	1	1
Chattahoochee	Chattahoochee	1,617	-0-	-0-	4	-0-	-0-	-0-
	Harris	3,957	-0-	-0-	*	-0-	-0-	-0-
	Marion	1,587	-0-	-0-	*	-0-	-0-	-0-
	Muscogee	50,104	-0-	1	-0-	-0-	-0-	X
	Talbot	1,971	-0-	-0-	*	-0-	-0-	-0-
	Taylor	2,374	-0-	-0-	*	-0-	-0-	-0-
	Total	61,610	-0-	1	4	-0-	-0-	1
Cherokee	Bartow	11,977	-0-	1	-0-	-0-	-0-	X
	Gordon	8,622	-0-	1	-0-	-0-	-0-	X
	Total	20,599	-0-	2	-0-	-0-	-0-	2
Clayton	Clayton	43,738	1	-0-	-0-	-0-	-0-	X
	Total	43,738	1	-0-	-0-	-0-	-0-	1
Cobb	Cobb	80,282	1	-0-	-0-	1	-0-	X
	Total	80,282	1	-0-	-0-	1	-0-	1
Conasauga	Murray	5,363	-0-	-0-	2	-0-	-0-	-0-
	Whitfield	20,160	-0-	1	-0-	-0-	-0-	X
	Total	25,523	-0-	1	2	-0-	-0-	1
Cordele	Ben Hill	3,851	-0-	-0-	1	-0-	-0-	-0-
	Crisp	6,171	-0-	1	-0-	-0-	-0-	-0-
	Dooly	3,684	-0-	-0-	*	-0-	-0-	-0-
	Wilcox	2,029	-0-	-0-	*	-0-	-0-	-0-
	Total	15,735	-0-	1	1	-0-	-0-	-0-



TABLE V-1 (cont'd.)

Circuit	County	Juvenile Population <sup>1</sup>	Full-Time Juv. Judge	Part-Time Juv. Judge	Superior Court Judge	Full-Time Referees <sup>2</sup>	Part-Time Referees <sup>2</sup>	Independent Juv. Courts <sup>3</sup>
Coweta	Carroll	17,302	-0-	1 <sup>7</sup>	-0-	-0-	-0-	-0-
	Coweta	11,557	-0-	1 <sup>7</sup>	-0-	-0-	-0-	X
	Heard	1,360	-0-	0	2	-0-	-0-	-0-
	Meriwether	6,630	-0-	1	-0-	-0-	-0-	-0-
	Troup	12,278	-0-	1	-0-	-0-	-0-	X
	Total	49,124	-0-	4	2	-0-	-0-	2
Dougherty	Dougherty	32,090	-0-	1	-0-	1	-0-	X
	Total	32,090	-0-	1	-0-	1	-0-	1
Dublin	Johnson	2,333	-0-	-0-	1	-0-	-0-	-0-
	Laurens	9,779	-0-	1	0	-0-	-0-	X <sup>8</sup>
	Treutlen	1,817	-0-	-0-	*	-0-	-0-	-0-
	Twiggs	2,676	-0-	-0-	*	-0-	-0-	-0-
	Total	16,605	-0-	1	1	-0-	-0-	1
Eastern	Chatham	55,497	1	-0-	-0-	1	-0-	X
	Total	55,497	1	-0-	-0-	1	-0-	1
Flint	Butts	3,839	-0-	2	2	-0-	-0-	-0-
	Henry	8,996	-0-	-0-	-0-	-0-	-0-	-0-
	Lamar	3,318	-0-	*	*	-0-	-0-	-0-
	Monroe	3,653	-0-	*	*	-0-	-0-	-0-
	Total	19,806	-0-	2	2	-0-	-0-	-0-
Griffin	Fayette	6,285	-0-	-0-	-0-	-0-	-0-	-0-
	Pike	2,494	-0-	-0-	-0-	-0-	-0-	-0-
	Spalding	13,145	-0-	-0-	-0-	-0-	-0-	X
	Upson	6,537	-0-	-0-	-0-	-0-	-0-	X
	Total	28,461	-0-	-0-	-0-	-0-	-0-	2
Gwinnett	Gwinnett	46,308	-0-	-0-	-0-	-0-	-0-	-0-
	Total	46,308	-0-	-0-	-0-	-0-	-0-	-0-

TABLE V-1 (cont'd.)

Circuit	County	Juvenile Population <sup>1</sup>	Full-Time Juv. Judge	Part-Time Juv. Judge	Superior Court Judge	Full-Time Referees <sup>2</sup>	Part-Time Referees <sup>2</sup>	Independent Juv. Courts <sup>3</sup>
Houston	Houston	25,152	-0-	17	-0-	-0-	-0-	-0-
	Total	25,152	-0-	1	-0-	-0-	-0-	-0-
Lookout Mtn.	Catoosa	10,623	-0-	1	-0-	-0-	-0-	-0-
	Chattooga	6,191	-0-	-0-	3	-0-	-0-	-0-
	Dade	3,517	-0-	1	-0-	-0-	-0-	-0-
	Walker	15,007	-0-	1	-0-	-0-	-0-	-0-
	Total	35,338	-0-	3	3	-0-	1	-0-
Macon	Bibb	41,930	-0-	1	-0-	-0-	-0-	X
	Crawford	2,122	-0-	-0-	3	-0-	-0-	-0-
	Peach	5,789	-0-	-0-	*	-0-	-0-	-0-
	Total	49,841	-0-	1	3	-0-	-0-	1
Middle	Candler	1,830	-0-	-0-	2	-0-	2 <sup>9</sup>	-0-
	Emanuel	5,931	-0-	-0-	*	-0-	*	-0-
	Jefferson	5,664	-0-	-0-	*	-0-	*	-0-
	Toombs	6,626	-0-	-0-	*	-0-	*	-0-
	Washington	5,302	-0-	-0-	*	-0-	*	-0-
	Total	25,353	-0-	-0-	2	-0-	2	-0-
Mountain	Habersham	6,334	-0-	-0-	1	-0-	-0-	-0-
	Rabun	2,195	-0-	-0-	*	-0-	-0-	-0-
	Stephens	6,147	-0-	-0-	*	-0-	-0-	-0-
	Towns	1,358	-0-	-0-	*	-0-	-0-	-0-
	Union	2,169	-0-	-0-	*	-0-	-0-	-0-
	Total	18,203	-0-	-0-	1	-0-	-0-	-0-
Northeastern	Dawson	1,389	-0-	-0-	2	-0-	-0-	-0-
	Hall	19,815	-0-	1	-0-	-0-	-0-	-0-
	Lumpkin	2,608	-0-	-0-	*	-0-	-0-	X
	White	2,317	-0-	-0-	*	-0-	-0-	-0-
	Total	26,129	-0-	1	2	-0-	-0-	1

TABLE V-1 (cont'd.)

Circuit	County	Juvenile Population <sup>1</sup>	Full-Time Juv. Judge	Part-Time Juv. Judge	Superior Court Judge	Full-Time Referees <sup>2</sup>	Part-Time Referees <sup>2</sup>	Independent Juv. Courts <sup>3</sup>
Northern	Elbert	4,955	-0-	-0-	2	-0-	1	-0-
	Franklin	3,937	-0-	-0-	*	-0-	-0-	-0-
	Hart	4,975	-0-	-0-	*	-0-	-0-	-0-
	Madison	5,054	-0-	-0-	*	-0-	-0-	-0-
	Oglethorpe	2,711	-0-	-0-	*	-0-	-0-	-0-
	Total	21,632	-0-	-0-	2	-0-	1	-0-
Ocmulgee	Baldwin	8,437	-0-	-0-	3	-0-	-0-	-0-
	Greene	3,186	-0-	-0-	*	-0-	-0-	-0-
	Hancock	3,113	-0-	-0-	*	-0-	-0-	-0-
	Jasper	1,965	-0-	-0-	*	-0-	-0-	-0-
	Jones	5,120	-0-	-0-	*	-0-	-0-	-0-
	Morgan	3,193	-0-	-0-	*	-0-	-0-	-0-
	Putnam	2,993	-0-	-0-	*	-0-	-0-	-0-
	Wilkinson	3,267	-0-	-0-	*	-0-	-0-	-0-
	Total	31,274	-0-	-0-	3	-0-	-0-	-0-
Oconee	Bleckley	3,053	-0-	-0-	2	-0-	-0-	-0-
	Dodge	4,898	-0-	-0-	*	-0-	-0-	-0-
	Montgomery	1,915	-0-	-0-	*	-0-	-0-	-0-
	Pulaski	2,128	-0-	-0-	*	-0-	-0-	-0-
	Telfair	3,667	-0-	-0-	*	-0-	-0-	-0-
	Wheeler	1,458	-0-	-0-	*	-0-	-0-	-0-
	Total	17,119	-0-	-0-	2	-0-	-0-	-0-
Ogeechee	Bulloch	10,005	-0-	-0-	2	-0-	-0-	-0-
	Effingham	5,232	-0-	-0-	*	-0-	-0-	-0-
	Jenkins	2,557	-0-	-0-	*	-0-	-0-	-0-
	Screven	3,957	-0-	-0-	*	-0-	-0-	-0-
	Total	21,751	-0-	-0-	2	-0-	-0-	-0-

TABLE V-1 (cont'd.)

Courts	County	Juvenile Population <sup>1</sup>	Full-Time Juv. Judge	Part-Time Juv. Judge	Superior Court Judge	Full-Time <sup>2</sup> Referees	Part-Time <sup>2</sup> Referees	Independent, <sup>3</sup> Juv. Courts
Pataula	Clay	1,118	-0-	1	-0-	-0-	-0-	-0-
	Early	4,011	-0-	*	-0-	-0-	-0-	-0-
	Miller	2,003	-0-	-0-	1	-0-	-0-	-0-
	Quitman	613	-0-	*	-0-	-0-	-0-	-0-
	Randolph	2,660	-0-	*	-0-	-0-	-0-	-0-
	Seminole	2,454	-0-	-0-	*	-0-	-0-	-0-
	Terrell	3,685	-0-	110	-0-	-0-	-0-	-0-
	Total	16,544	-0-	2	1	-0-	-0-	-0-
Piedmont	Banks	2,284	-0-	1	-0-	-0-	-0-	-0-
	Barrow	5,355	-0-	*	-0-	-0-	-0-	-0-
	Jackson	6,819	-0-	*	-0-	-0-	-0-	-0-
	Total	14,458	-0-	1	-0-	-0-	-0-	-0-
Rome	Floyd	21,976	-0-	1	-0-	1	-0-	X
	Total	21,976	-0-	1	-0-	1	-0-	1
South Georgia	Baker	1,296	-0-	-0-	2	-0-	-0-	-0-
	Calhoun	1,988	-0-	-0-	*	-0-	-0-	-0-
	Decatur	7,165	-0-	-0-	*	-0-	-0-	-0-
	Grady	5,757	-0-	-0-	*	-0-	-0-	-0-
	Mitchell	6,588	-0-	-0-	*	-0-	-0-	-0-
	Total	22,794	-0-	-0-	2	-0-	-0-	-0-
Southern	Brooks	4,418	-0-	-0-	-0-	-0-	-0-	-0-
	Colquitt	10,302	-0-	1	-0-	-0-	-0-	-0-
	Echols	631	-0-	-0-	-0-	-0-	-0-	-0-
	Lowndes	21,128	-0-	111	-0-	-0-	-0-	-0-
	Thomas	11,111	-0-	1	-0-	-0-	-0-	-0-
	Total	47,590	-0-	3	-0-	-0-	-0-	-0-

TABLE V-1 (cont'd.)

Circuit	County	Juvenile Population <sup>1</sup>	Full-Time Juv. Judge	Part-Time Juv. Judge	Superior Court Judge	Full-Time Referees <sup>2</sup>	Part-Time Referees <sup>2</sup>	Independent Juv. Courts <sup>3</sup>
Southwestern	Lee	3,184	-0-	-0-	1	-0-	-0-	-0-
	Macon	4,129	-0-	-0-	*	-0-	-0-	-0-
	Scheley	967	-0-	-0-	*	-0-	-0-	-0-
	Stewart	1,909	-0-	-0-	*	-0-	-0-	-0-
	Sumter	8,679	-0-	1	-0-	-0-	-0-	-0-
	Webster	534	-0-	-0-	*	-0-	-0-	-0-
	Total	19,402	-0-	1	1	-0-	-0-	-0-
Stone Mountain	DeKalb	144,778	2	-0-	-0-	1	-0-	X
	Rockdale	9,197	-0-	1	-0-	-0-	-0-	X
	Total	153,975	2	1	-0-	1	-0-	2
Tallapoosa	Douglas	15,142	-0-	1	-0-	-0-	1	-0-
	Haralson	5,343	-0-	-0-	3	-0-	-0-	-0-
	Paulding	7,139	-0-	-0-	*	-0-	-0-	-0-
	Polk	9,176	-0-	1 <sup>6</sup>	-0-	-0-	-0-	-0-
	Total	36,800	-0-	2	3	-0-	1	-0-
Tifton	Irwin	2,487	-0-	-0-	1	-0-	-0-	-0-
	Tift	9,911	-0-	-0-	*	-0-	1	-0-
	Turner	2,868	-0-	-0-	*	-0-	-0-	-0-
	Worth	5,505	-0-	-0-	*	-0-	1	-0-
	Total	20,771	-0-	-0-	1	-0-	2	-0-
Toombs	Glascok	649	-0-	-0-	1	-0-	-0-	-0-
	Lincoln	2,142	-0-	-0-	*	-0-	-0-	-0-
	McDuffie	5,189	-0-	-0-	*	-0-	-0-	-0-
	Taliaferro	696	-0-	-0-	*	-0-	-0-	-0-
	Warren	1,908	-0-	-0-	*	-0-	-0-	-0-
	Wilkes	2,749	-0-	-0-	*	-0-	-0-	-0-
	Total	13,333	-0-	-0-	1	-0-	-0-	-0-

TABLE V-1 (cont'd.)

Circuit	County	Juvenile Population <sup>1</sup>	Full-Time Juv. Judge	Part-Time Juv. Judge	Superior Court Judge	Full-Time Referees <sup>2</sup>	Part-Time Referees <sup>2</sup>	Independent Juv. Courts <sup>3</sup>
Waycross	Bacon	3,052	-0-	-0-	2	-0-	-0-	-0-
	Brantley	2,568	-0-	-0-	*	-0-	-0-	-0-
	Charlton	2,125	-0-	-0-	*	-0-	-0-	-0-
	Coffee	7,724	-0-	-0-	*	-0-	1	-0-
	Pierce	3,489	-0-	-0-	*	-0-	-0-	-0-
	Ware	10,230	-0-	1	-0-	-0-	-0-	-0-
	Total	29,188	-0-	1	2	-0-	1	-0-
Western	Clarke	19,266	1	-0-	-0-	-0-	-0-	X
	Oconee	2,881	-0-	-0-	2	-0-	-0-	-0-
	Total	22,147	1	-0-	2	-0-	-0-	1
GRAND TOTAL		1,519,753	8	40	50	7	12	22

<sup>1</sup>Figures are based on 1977 population estimates done by the Office of Planning and Budget and include all youth in the 14 and under age groups plus 40% of the youth listed in the 15 to 19 age group to yield the approximate number of youth under 17.

<sup>2</sup>In counties with a Superior Court Judge and an appointed referee, the Superior Court Judge seldom hears juvenile matters.

<sup>3</sup>Independent Juvenile Courts are those in which the county employs its own intake and probation staff.

<sup>4</sup>Both Juvenile Court Judges and Superior Court Judges are often responsible for hearing cases in several counties. This has been indicated by listing the judges once and placing asterisks in the spaces allotted for the remaining counties in which they serve.

<sup>5</sup>The Augusta Circuit is the only circuit in the State with a separate Domestic-Relations Court of which the Juvenile Court is a division.

TABLE V-1 (cont'd.)

<sup>6</sup>The same person is the part time referee in both Richmond and Columbia counties.

<sup>7</sup>These are State Court Judges who have also been appointed as Juvenile Court Judges.

<sup>8</sup>Technically this is not an independent juvenile court because the one county paid officer acts as bailiff and provides transportation for youth in the custody of the court but does not provide intake and probation. Both intake and probation continues to be provided by Division of Youth Services staff assigned to that court.

<sup>9</sup>These are Law Clerks who also serve as Juvenile Court Referees.

<sup>10</sup>This Juvenile Court Judge serves on a volunteer basis.

<sup>11</sup>The Juvenile Court Judge for Lowndes County also hears the juvenile cases in Brooks and Echols County, even though he is not officially authorized to do so.



TABLE V-2  
MANPOWER PROFILE  
JUVENILE COURT PERSONNEL

SOURCES: ADMINISTRATIVE OFFICE OF THE COURTS, 1979  
THE JUVENILE COURT CODE AS AMENDED THROUGH 1979

Position Title	Number	Entry Level Requirements	Method of Selection	Average Educational Level	Training Requirements	Average Length of Service	Race-Age-Sex	Annual Salary Range
Superior Court Judges	38 <sup>1</sup>	30 years old; practice law for 7 years; membership Georgia Bar; citizen for 3 years	Elected for 4 year term by voters of Judicial Circuit	18.9 years <sup>2</sup>	None	8.5 years	Average age - 53.2 White - 100% Male - 100%	\$40,617 plus local supplement up to \$14,000
Full Time Juvenile Judges	8	30 years old; practice law for 3 years; citizen for 3 years	Appointed by <sup>3</sup> majority of superior court judges in circuit	18.9 years <sup>2</sup>	None	6.3 years	Average age - 49.7 Black - 12.5% White - 87.5% Male - 75% Female - 25%	\$19,661.00-\$42,000.00
Part Time Juvenile Judges	40	30 years old; practice law for 3 years; citizen for 3 years	Appointed by <sup>3</sup> majority of superior court judges in circuit	18.9 years <sup>2</sup>	None	5.8 years	Average age - 50.5 White - 100% Male - 100%	-0- to \$25,620.00
Full Time Referees	7	member of the Georgia Bar	Appointed by the Juvenile Court Judge	N/A	N/A	N/A	N/A	\$14,000.00-\$24,936.00
Part Time Referees	12 <sup>4</sup>	Member of the Georgia Bar	Appointment by the Juvenile Court Judge	N/A	N/A	N/A	N/A	-0- to \$12,600.00
Juv. Court Administrators	8	Education and/or experience in public administration	Appointment by the Juvenile Court Judge	N/A	N/A	N/A	N/A	\$14,664.00-\$24,299.60

(N/A denotes not available)

<sup>1</sup>Information based on a questionnaire distributed over a four month period by the Administrative Office of the Courts in 1977.

<sup>2</sup>Represents the average educational level of all judges that hear juvenile cases.

<sup>3</sup>Where there are only two Superior Court Judges in a circuit the Chief Judge makes the selection.

<sup>4</sup>The same person serves as referee for Richmond and Columbia Counties although technically these are two separate positions.

TABLE V-3

## COURT WORKLOAD/EFFICIENCY CHART; BY CIRCUIT, COURT TYPE, AND COUNTY

SOURCE: ADMINISTRATIVE OFFICE OF THE COURTS FY 1979 DOCKET COURT

Circuit	Counties	Type of Court	Delinquent <sup>1</sup>			Unruly <sup>2</sup>			Traffic <sup>3</sup>		
			# Children <sup>6</sup>	# Disposed <sup>7</sup>	% Dispositions	# Children	# Disposed	% Dispositions	# Children	# Disposed	% Dispositions
Alapaha	Atkinson	S	22	22	100%	0	0	----	0	0	----
	Berrien	S	42	42	100%	7	7	100%	0	0	----
	Clinch	S	4	5	+100% <sup>12</sup>	3	3	100%	0	0	----
	Cook	S	118	118	100%	6	6	100%	0	0	----
	Lanier	S	33	33	100%	0	0	----	2	2	100%
	Superior Court Totals		219	220	+100%	16	16	100%	2	2	100%
Alcovy	Newton	IJ	176	166	94%	70	65	92%	40	38	95%
	Walton	J	264	252	95%	75	74	98%	86	61	70%
Atlanta	Fulton	IJ	3863	3657	94%	848	838	98%	225	223	99%
Atlantic	Bryan	S	15	15	100%	1	1	100%	0	0	----
	Evans	S	26	25	100%	1	1	100%	0	0	----
	Liberty	S	79	75	94%	7	9	+100%	0	0	----
	Long	S	11	9	81%	0	0	----	0	0	----
	McIntosh	S	12	11	91%	1	1	100%	0	0	----
	Tattnall	S	14	16	+100%	0	0	----	0	0	----
Augusta <sup>8</sup>	Superior Court Totals		157	152	96%	10	12	+100%	0	0	----
	Burke*	S	34	14	41%	1	0	0%	0	0	----
	Columbia*	S	125	120	96%	198	192	96%	1	1	100%
	Superior Court Totals		159	134	84%	199	192	96%	1	1	100%
Blue Ridge <sup>9</sup>	Richmond*	IJ	657	549	83%	188	136	72%	46	27	58%
	Cherokee	J	179	130	72%	68	57	83%	39	28	71%
	Fannin	J	53	47	88%	19	15	78%	3	3	100%
	Forsyth	J	57	56	98%	46	42	91%	29	30	+100%
	Gilmer	J	43	34	79%	33	29	87%	6	5	83%
	Pickens	J	47	45	95%	58	56	96%	32	31	96%
	Juvenile Court Totals		379	312	82%	224	199	88%	109	97	88%

Circuit	Counties	Type of Court	Delinquent <sup>1</sup>			Unruly <sup>2</sup>			Traffic <sup>3</sup>		
			# Children <sup>6</sup>	# Disposed <sup>7</sup>	% Dispositions	# Children	# Disposed	% Dispositions	# Children	# Disposed	% Dispositions
Brunswick	Appling	J	33	33	100%	7	7	100%	0	0	----
	Camden	J	62	55	88%	9	9	100%	0	0	----
	Glynn	IJ	468	456	97%	177	181	+100%	176	167	94%
	Jeff Davis	J	36	36	100%	19	19	100%	0	0	----
	Wayne	J	80	77	96%	8	8	100%	0	0	----
Chattahoochee	Chattahoochee	S	32	33	+100%	0	1	+100%	0	0	----
	Harris	S	26	31	+100%	6	6	100%	3	3	100%
	Marion	S	12	11	91%	0	0	----	0	0	----
	Talbot	S	3	4	+100%	0	0	----	0	0	----
	Taylor	S	2	0	0%	0	0	----	0	0	----
	Superior Court Totals		75	79	+100%	6	7	+100%	3	3	100%
Cherokee	Muscogee	IJ	688	352	51%	318	185	58%	86	60	69%
	Bartow	IJ	352	315	89%	150	145	96%	93	96	+100%
Clayton	Gordon	IJ	125	97	77%	78	68	87%	2	1	50%
	Clayton	IJ	988	861	87%	644	545	84%	119	102	85%
Cobb	Cobb	IJ	1255	1284	+100%	641	644	+100%	94	104	+100%
Conasauga	Murray	S	39	33	84%	12	8	66%	1	1	100%
	Whitfield	IJ	278	280	+100%	191	181	94%	2	2	100%
Cordele	Ben Hill	S	81	79	97%	4	4	100%	0	0	----
	Dooley	S	47	46	97%	30	30	100%	2	2	100%
	Wilcox	S	16	15	93%	0	0	----	1	1	100%
	Superior Court Totals		144	140	97%	34	34	100%	3	3	100%
	Crisp	J	218	192	88%	44	44	100%	3	3	100%

Counties	Deprived <sup>4</sup>			Special Proceedings <sup>5</sup>			Total		
	# Children	# Disposed	% Dispositions	# Children	# Disposed	% Dispositions	# Children	# Disposed	% Dispositions
Atkinson	0	0	----	0	0	----	22	22	100%
Berrien	0	0	----	0	0	----	49	49	100%
Clinch	0	0	----	0	0	----	7	8	+100%
Cook	8	8	100%	0	0	----	134	134	100%
Lanier	0	0	----	0	0	----	33	33	100%
Superior C.T.	8	8	100%	0	0	----	245	246	+100%
Newton	77	63	81%	3	1	33%	366	333	90%
Walton	123	110	89%	8	8	100%	556	505	90%
Fulton	683	621	90%	21	23	+100%	5640	5362	95%
Bryan	3	1	33%	5	5	100%	24	22	91%
Evans	0	0	----	1	1	100%	28	23	82%
Liberty	1	1	100%	0	0	----	87	85	97%
Long	11	11	100%	0	0	----	22	20	90%
McIntosh	12	11	91%	0	0	----	25	23	92%
Tattnall	3	2	66%	0	0	----	17	18	+100%
Superior C.T.	30	26	86%	6	6	100%	203	196	96%
Burke*	3	3	100%	0	0	----	38	17	44%
Columbia*	30	30	100%	0	0	----	354	349	98%
Superior C.T.	33	33	100%	0	0	----	392	366	93%
Richmond*	119	114	95%	3	3	100%	1009	829	82%
Cherokee	68	56	82%	0	0	----	354	271	76%
Fannin	18	19	+100%	0	0	----	93	84	90%
Forsyth	18	17	94%	0	0	----	130	145	+100%
Gilmer	16	13	81%	0	0	----	98	81	82%
Pickens	33	35	+100%	0	0	----	170	167	98%
Juvenile C.T.	153	140	91%	0	0	----	865	748	86%

Counties	Deprived <sup>4</sup>			Special Proceedings <sup>5</sup>			Total		
	# Children	# Disposed	% Dispositions	# Children	# Disposed	% Dispositions	# Children	# Disposed	% Dispositions
Appling	0	0	----	0	0	----	40	40	100%
Camden	17	18	+100%	1	1	100%	89	83	93%
Glynn	54	47	87%	12	13	+100%	877	864	98%
Jeff Davis	10	10	100%	17	17	100%	82	82	100%
Wayne	21	21	100%	5	5	100%	114	111	97%
Chattahoochee	6	5	83%	0	2	+100%	38	41	+100%
Harris	0	0	----	0	0	----	35	42	+100%
Marion	4	4	100%	0	0	----	16	15	93%
Talbot	0	0	----	0	0	----	3	4	+100%
Taylor	0	0	----	1	0	0%	3	0	0%
Superior C.T.	10	9	90%	1	2	+100%	95	102	+100%
Muscogee	106	51	48%	89	27	30%	1287	675	52%
Bartow	45	33	73%	20	22	+100%	660	611	92%
Gordon	34	33	97%	0	0	----	239	199	83%
Clayton	279	258	92%	159	138	86%	2188	1904	87%
Cobb	303	312	+100%	17	25	+100%	2324	2369	+100%
Murray	22	29	+100%	0	0	----	74	71	95%
Whitfield	149	142	95%	6	8	+100%	626	613	97%
Ben Hill	5	5	100%	3	3	100%	93	91	97%
Dooley	0	3	+100%	0	0	----	79	81	+100%
Wilcox	1	3	+100%	0	0	----	18	19	+100%
Superior C.T.	6	11	+100%	3	3	100%	190	191	+100%
Crisp	7	6	85%	0	0	----	272	245	90%

TABLE V-3 (cont'd.)

Circuit	Counties	Type of Court	Delinquent <sup>1</sup>			Unruly <sup>2</sup>			Traffic <sup>3</sup>		
			# Children <sup>6</sup>	# Disposed <sup>7</sup>	% Dispositions	# Children	# Disposed	% Dispositions	# Children	# Disposed	% Dispositions
Coweta	Heard	S	6	5	83%	2	2	100%	0	0	---
	Carroll	J	139	134	96%	28	18	64%	31	30	96%
	Coweta	IJ	74	76	+100%	2	3	+100%	5	4	80%
	Meriwether	J	42	39	92%	4	4	100%	6	6	100%
	Troup	IJ	300	315	+100%	7	6	85%	4	3	75%
Dougherty	Dougherty	IJ	493	517	+100%	0	0	---	108	112	+100%
Dublin	Johnson	S	17	17	100%	5	5	100%	0	0	---
	Treutlen	S	6	7	+100%	12	10	83%	0	0	---
	Twiggs	S	31	26	83%	5	5	100%	0	0	---
	Superior Court Totals		54	50	92%	22	20	90%	0	0	---
	Laurens	IJ	113	108	95%	55	57	100%	21	21	100%
Eastern	Chatham	IJ	1358	1208	88%	285	218	76%	136	127	93%
Flint	Butts	S	14	11	78%	0	0	---	0	0	---
	Lamar	S	18	19	+100%	0	0	---	0	0	---
	Monroe	S	17	10	58%	1	0	0%	0	0	---
	Superior Court Totals		49	40	81%	1	0	0%	0	0	---
	Henry	J	94	91	96%	24	19	79%	7	5	71%
Griffin <sup>9</sup>	Fayette	J	58	52	89%	8	7	87%	11	8	72%
	Pike	J	2	1	50%	2	2	100%	0	0	---
	Spalding	IJ	192	180	93%	55	52	94%	2	1	50%
	Upson	IJ	41	38	92%	9	9	100%	0	0	---
	Juvenile Court Totals		293	271	92%	74	70	94%	13	9	69%

Circuit	Counties	Type of Court	Delinquent <sup>1</sup>			Unruly <sup>2</sup>			Traffic <sup>3</sup>		
			# Children <sup>6</sup>	# Disposed <sup>7</sup>	% Dispositions	# Children	# Disposed	% Dispositions	# Children	# Disposed	% Dispositions
Gwinnett	Gwinnett	J	770	463	60%	274	134	48%	63	36	57%
Houston	Houston	J	154	160	+100%	3	3	100%	1	1	100%
Lookout Mountain	Chattooga*	S	33	24	72%	23	14	60%	1	0	0%
	Catoosa	J	94	90	95%	14	14	100%	0	0	---
	Dade	J	12	9	75%	15	9	60%	2	2	100%
	Walker	J	137	137	100%	41	38	92%	30	30	100%
Macon	Crawford	S	1	1	100%	0	0	---	0	0	---
	Peach	S	31	18	58%	5	2	40%	1	0	0%
	Superior Court Totals		32	19	59%	5	2	40%	1	0	0%
	Bibb	IJ	528	988	+100%	75	79	+100%	4	4	100%
Middle	Candler*	S	7	8	+100%	0	0	---	0	0	---
	Emanuel*	S	81	74	91%	24	22	91%	0	0	---
	Jefferson*	S	98	99	+100%	38	39	+100%	1	0	0%
	Toombs*	S	51	48	94%	14	14	100%	0	0	---
	Washington*	S	58	58	100%	3	3	100%	0	1	+100%
	Superior Court Totals		295	287	97%	79	78	98%	1	1	100%
Mountain	Habersham	S	34	35	+100%	1	0	0%	5	5	100%
	Rabun	S	12	12	100%	1	1	100%	0	0	---
	Stephens	S	63	58	92%	3	3	100%	4	5	+100%
	Towns	S	7	6	85%	0	0	---	2	2	100%
	Union	S	7	6	85%	1	0	0%	0	0	---
	Superior Court Totals		123	117	95%	6	4	66%	11	12	+100%

Counties	Deprived <sup>4</sup>			Special Proceedings <sup>5</sup>			Total		
	# Children	# Disposed	% Dispositions	# Children	# Disposed	% Dispositions	# Children	# Disposed	% Dispositions
Heard	1	3	+100%	0	0	---	9	10	+100%
Carroll	90	75	83%	1	1	100%	289	258	89%
Coweta	42	44	+100%	0	0	---	123	124	+100%
Meriwether	12	10	83%	1	1	100%	65	60	92%
Troup	66	65	98%	0	0	---	377	389	+100%
Dougherty	63	73	+100%	3	3	100%	667	705	+100%
Johnson	2	6	+100%	0	0	---	24	28	+100%
Treutlen	7	3	42%	1	1	100%	26	21	80%
Twiggs	3	2	66%	0	0	---	39	33	84%
Superior C.T.	12	11	91%	1	1	100%	89	82	92%
Laurens	27	25	92%	3	3	100%	219	214	97%
Chatham	80	64	80%	56	53	94%	1910	1670	87%
Butts	5	1	20%	2	0	0%	21	12	57%
Lamar	6	4	66%	0	0	---	24	23	95%
Monroe	8	8	100%	0	0	---	26	18	69%
Superior C.T.	19	13	68%	2	0	0%	71	53	74%
Henry	28	8	28%	1	1	100%	154	124	80%
Fayette	10	7	70%	0	0	---	87	74	85%
Pike	5	5	100%	0	0	---	9	8	88%
Spalding	55	68	+100%	0	0	---	304	301	99%
Upson	24	25	+100%	0	0	---	74	72	97%
Juvenile C.T.	94	105	+100%	0	0	---	474	455	95%

	Deprived <sup>4</sup>			Special Proceedings <sup>5</sup>			Total		
	# Children	# Disposed	% Dispositions	# Children	# Disposed	% Dispositions	# Children	# Disposed	% Dispositions
Gwinnett	115	89	77%	63	49	77%	1285	771	60%
Houston	8	8	100%	1	0	0%	167	172	+100%
Chattooga*	6	5	83%	1	0	0%	64	43	67%
Catoosa	10	9	90%	1	1	100%	119	114	95%
Dade	3	2	66%	4	1	25%	36	23	63%
Walker	12	11	91%	8	14	+100%	228	230	+100%
Crawford	0	0	---	0	0	---	1	1	100%
Peach	1	0	0%	1	2	+100%	39	22	56%
Superior C.T.	1	0	0%	1	2	+100%	40	23	57%
Bibb	77	80	+100%	77	79	+100%	761	1238	+100%
Candler*	8	5	62%	0	0	---	15	13	86%
Emanuel*	19	18	94%	1	1	100%	125	115	92%
Jefferson*	0	0	---	0	0	---	127	138	+100%
Toombs*	31	29	93%	0	0	---	96	91	94%
Washington*	4	4	100%	0	0	---	65	66	+100%
Superior C.T.	62	56	90%	1	1	100%	438	423	96%
Habersham	11	10	90%	0	0	---	51	50	98%
Rabun	4	3	75%	0	0	---	17	16	94%
Stephens	0	0	---	0	0	---	70	66	94%
Towns	0	0	---	0	0	---	9	8	88%
Union	9	9	100%	0	0	---	17	15	88%
Superior C.T.	24	22	91%	0	0	---	164	155	94%

TABLE V-3 (cont'd.)

Circuit	Counties	Type of Court	Delinquent <sup>1</sup>			Unruly <sup>2</sup>			Traffic <sup>3</sup>		
			# Children <sup>6</sup>	# Disposed <sup>7</sup>	% Dispositions	# Children	# Disposed	% Dispositions	# Children	# Disposed	% Dispositions
Northeastern	Dawson	S	10	10	100%	15	15	100%	1	1	100%
	Lumpkin	S	16	20	+100%	15	16	+100%	4	4	100%
	White	S	18	19	+100%	5	9	+100%	2	3	+100%
	Superior Court Totals		44	49	+100%	35	40	+100%	7	8	+100%
	Hall	IJ	313	300	95%	220	216	98%	42	39	92%
Northern	Elbert*	S	36	34	94%	2	2	100%	5	3	60%
	Franklin	S	34	33	97%	3	3	100%	1	1	100%
	Hart	S	29	27	93%	3	3	100%	7	7	100%
	Madison	S	2	1	50%	0	0	---	0	0	---
	Oglethorpe	S	15	11	73%	2	2	100%	2	2	100%
Ocmulgee	Superior Court Totals		116	106	91%	10	10	100%	15	13	86%
	Baldwin	S	190	177	93%	123	123	100%	2	2	100%
	Greene	S	11	9	81%	2	2	100%	0	0	---
	Hancock	S	14	14	100%	6	6	100%	0	0	---
	Jasper	S	8	8	100%	3	3	100%	0	0	---
Oconee	Jones	S	16	11	68%	5	5	100%	0	0	---
	Morgan	S	10	10	100%	35	29	82%	0	0	---
	Putnam	S	19	20	+100%	18	18	100%	0	0	---
	Wilkinson	S	11	11	100%	4	4	100%	0	0	---
	Superior Court Totals		279	260	93%	196	190	96%	2	2	100%
	Blackley	S	21	23	+100%	6	8	+100%	0	0	---
	Dodge	S	32	32	100%	25	23	92%	2	1	50%
	Montgomery	S	13	10	76%	11	5	45%	0	0	---
	Pulaski	S	21	23	+100%	8	9	+100%	0	0	---
	Telfair	S	66	62	93%	14	14	100%	2	3	+100%
	Wheeler	S	3	3	100%	3	3	100%	3	3	100%
	Superior Court Totals		156	153	98%	67	62	92%	7	7	100%

Circuit	Counties	Type of Court	Delinquent <sup>1</sup>			Unruly <sup>2</sup>			Traffic <sup>3</sup>		
			# Children <sup>6</sup>	# Disposed <sup>7</sup>	% Dispositions	# Children	# Disposed	% Dispositions	# Children	# Disposed	% Dispositions
Ogeechee	Bulloch	S	53	45	84%	2	2	100%	0	0	---
	Effingham	S	30	30	100%	3	5	+100%	0	0	---
	Jenkins	S	12	12	100%	0	0	---	0	0	---
	Screven	S	28	28	100%	7	7	100%	11	11	100%
	Superior Court Totals		123	115	93%	12	14	+100%	11	11	100%
Pataula <sup>9</sup>	Miller	S	3	4	+100%	0	0	---	0	0	---
	Seminole	S	28	18	64%	0	0	---	1	1	100%
	Superior Court Totals		31	22	70%	0	0	---	1	1	100%
	Clay	J	6	6	100%	0	0	---	0	0	---
	Early	J	16	17	+100%	3	3	100%	3	3	100%
Piedmont <sup>9</sup>	Quitman	J	1	1	100%	0	0	---	0	0	---
	Randolph	J	22	27	+100%	0	0	---	0	0	---
	Juvenile Court Totals <sup>10</sup>		45	51	+100%	3	3	100%	3	3	100%
	Terrell	J	21	23	+100%	2	2	100%	1	1	100%
	Banks	J	18	18	100%	0	0	---	0	0	---
Rome	Barrow	J	53	41	77%	19	17	89%	2	2	100%
	Jackson	J	37	34	91%	28	28	100%	2	2	100%
	Juvenile Court Totals		108	93	86%	47	45	95%	4	4	100%
	Floyd	IJ	380	385	+100%	169	173	+100%	23	23	100%
	South Georgia										
	Baker	S	0	0	---	0	0	---	1	0	0%
	Calhoun	S	9	9	100%	1	0	0%	0	0	---
	Decatur	S	35	36	+100%	2	2	100%	0	0	---
	Grady	S	17	8	47%	0	0	---	0	0	---
	Mitchell	S	32	34	+100%	0	0	---	0	0	---
	Superior Court Totals		93	87	93%	3	2	66%	1	0	0%

Counties	Deprived <sup>4</sup>			Special Proceedings <sup>5</sup>			Total		
	# Children	# Disposed	% Dispositions	# Children	# Disposed	% Dispositions	# Children	# Disposed	% Dispositions
Dawson	4	4	100%	0	0	---	40	30	100%
Lumpkin	1	1	100%	0	0	---	36	41	+100%
White	4	4	100%	0	0	---	29	35	+100%
Superior C.T.	9	9	100%	0	0	---	95	106	+100%
Hall	68	62	91%	1	1	100%	644	618	95%
Elbert*	9	19	+100%	0	0	---	52	58	+100%
Franklin	20	22	+100%	0	0	---	58	59	+100%
Hart	10	9	90%	0	0	---	49	46	93%
Madison	4	3	75%	0	0	---	6	4	66%
Oglethorpe	3	3	100%	0	0	---	22	18	81%
Superior C.T.	46	56	+100%	0	0	---	187	185	98%
Baldwin	20	20	100%	18	16	88%	353	338	95%
Greene	4	4	100%	0	0	---	17	15	88%
Hancock	2	3	+100%	0	0	---	22	23	+100%
Jasper	1	2	+100%	0	0	---	12	13	+100%
Jones	4	4	100%	1	1	100%	26	21	80%
Morgan	0	0	---	0	0	---	45	39	86%
Putnam	7	5	71%	0	0	---	44	43	97%
Wilkinson	6	7	+100%	0	0	---	21	22	+100%
Superior C.T.	44	45	+100%	19	17	89%	540	514	95%
Blackley	6	2	33%	0	0	---	33	33	100%
Dodge	3	4	+100%	2	2	100%	64	62	96%
Montgomery	8	4	50%	0	0	---	32	19	59%
Pulaski	3	3	100%	1	0	0%	33	35	+100%
Telfair	0	1	+100%	1	1	100%	83	81	97%
Wheeler	3	3	100%	1	1	100%	13	13	100%
Superior C.T.	23	17	73%	5	4	80%	258	243	94%

Counties	Deprived <sup>4</sup>			Special Proceedings <sup>5</sup>			Total		
	# Children	# Disposed	% Dispositions	# Children	# Disposed	% Dispositions	# Children	# Disposed	% Dispositions
Bulloch	3	3	100%	2	2	100%	60	52	85%
Effingham	1	2	+100%	1	1	100%	35	38	+100%
Jenkins	4	4	100%	0	0	---	16	16	100%
Screven	0	0	---	10	7	70%	56	53	94%
Superior C.T.	8	9	+100%	13	10	76%	167	159	95%
Miller	2	2	100%	0	0	---	5	6	+100%
Seminole	16	16	100%	0	0	---	45	35	77%
Superior C.T.	18	18	100%	0	0	---	50	41	82%
Clay	3	3	100%	0	0	---	9	9	100%
Early	0	0	---	0	0	---	22	23	+100%
Quitman	0	0	---	0	0	---	1	1	100%
Randolph	1	1	100%	0	0	---	23	28	+100%
Juvenile C.T. <sup>10</sup>	4	4	100%	0	0	---	55	61	+100%
Terrell	3	2	66%	0	0	---	27	28	+100%
Banks	0	0	---	0	0	---	18	18	100%
Barrow	24	26	+100%	0	0	---	98	96	97%
Jackson	14	24	+100%	0	0	---	81	88	+100%
Juvenile C.T.	38	50	+100%	0	0	---	197	192	97%
Floyd	192	192	100%	13	13	100%	777	788	+100%
Baker	2	1	50%	0	0	---	3	1	33%
Calhoun	1	0	0%	0	0	---	11	9	81%
Decatur	1	0	0%	1	0	0%	39	38	97%
Grady	6	3	50%	0	0	---	23	11	47%
Mitchell	12	12	100%	0	0	---	44	46	+100%
Superior C.T.	22	16	72%	1	0	0%	120	105	87%

TABLE V-3 (cont'd.)

Circuit	Counties	Type of Court	Delinquent <sup>1</sup>			Unruly <sup>2</sup>			Traffic <sup>3</sup>		
			# Children <sup>6</sup>	# Disposed <sup>7</sup>	% Dispositions	# Children	# Disposed	% Dispositions	# Children	# Disposed	% Dispositions
Southern	Brooks	S	8	10	+100%	0	0	---	0	0	---
	Echols	S	0	0	---	0	0	---	0	0	---
	Lowndes	J	91	98	+100%	5	6	+100%	0	0	---
	Juvenile Court Totals <sup>11</sup>		99	108	+100%	5	6	+100%	0	0	---
	Colquitt	J	71	62	87%	7	7	100%	0	0	---
	Thomas	J	117	78	66%	12	9	75%	11	11	100%
Southwestern	Lee	S	24	2	8%	12	10	83%	0	0	---
	Macon	S	23	22	95%	6	4	66%	0	0	---
	Schley	S	11	7	63%	2	2	100%	0	0	---
	Stewart	S	17	15	88%	3	3	100%	0	0	---
	Webster	S	3	0	0%	0	0	---	0	0	---
	Superior Court Totals		78	46	58%	23	19	82%	0	0	---
	Sumter	J	156	134	85%	90	85	94%	0	0	---
Stone Mountain	DeKalb	IJ	2223	2168	97%	1119	1112	99%	413	397	96%
	Rockdale	IJ	227	218	96%	118	115	97%	19	14	73%
Tallapoosa	Haralson	S	21	11	52%	2	1	50%	0	0	---
	Paulding	S	35	17	48%	13	9	69%	0	0	---
	Superior Court Totals		56	28	50%	15	10	66%	0	0	---
	Douglas	J	77	61	79%	41	27	65%	3	4	+100%
	Polk	J	62	61	98%	0	0	---	7	8	+100%
Tifton	Irwin	S	9	8	88%	0	0	---	0	0	---
	Tift*	S	113	116	+100%	20	21	+100%	0	0	---
	Turner	S	8	10	+100%	0	0	---	0	0	---
	Worth* <sup>12</sup>	S	30	21	70%	3	2	66%	0	0	---
	Superior Court Totals		151	147	97%	23	23	100%	0	0	---

Circuit	Counties	Type of Court	Delinquent <sup>1</sup>			Unruly <sup>2</sup>			Traffic <sup>3</sup>		
			# Children <sup>6</sup>	# Disposed <sup>7</sup>	% Dispositions	# Children	# Disposed	% Dispositions	# Children	# Disposed	% Dispositions
Toombs	Glascock	S	4	4	100%	0	0	---	0	0	---
	Lincoln	S	5	5	100%	65	65	100%	0	0	---
	McDuffie	S	53	50	94%	402	401	99%	0	0	---
	Taliaferro	S	0	0	---	0	0	---	0	0	---
	Warren	S	1	0	0%	12	12	100%	0	0	---
	Wilkes	S	11	9	81%	97	97	100%	0	0	---
	Superior Court Totals		74	68	91%	576	575	99%	0	0	---
Waycross	Bacon	S	11	11	100%	0	0	---	0	0	---
	Brantley	S	11	11	100%	2	1	50%	0	0	---
	Charlton	S	18	20	+100%	0	0	---	1	1	100%
	Coffee*	S	76	76	100%	2	2	100%	0	0	---
	Pierce	S	18	16	88%	0	0	---	0	0	---
	Superior Court Totals		134	134	100%	4	3	75%	1	1	100%
	Ware <sup>13</sup>	J	226	0	0%	101	0	0%	15	0	0%
Western	Oconee	S	10	13	+100%	1	1	100%	0	0	---
	Clarke	IJ	193	188	97%	4	4	100%	311	311	100%

S denotes a branch of Superior Court.

J denotes a Non-Independent Juvenile Court i.e. one which does not provide local intake and probation.

IJ denotes an Independent Juvenile Court i.e. one that does provide intake and probation at the local level.

\* indicates that a referee has been appointed for the county therefore the judge does not actually hear the majority of juvenile cases.

+100% indicates that due to the carry-over of cases from one year to the next the number of dispositions exceeds the number of children.

Counties	Deprived <sup>4</sup>			Special Proceedings <sup>5</sup>			Total		
	# Children	# Disposed	% Dispositions	# Children	# Disposed	% Dispositions	# Children	# Disposed	% Dispositions
Brooks	1	1	100%	0	0	---	9	11	+100%
	0	0	---	0	0	---	0	0	---
	77	71	92%	0	0	---	173	175	+100%
	78	72	92%	0	0	---	182	186	+100%
	24	14	58%	0	0	---	102	83	81%
	20	10	50%	0	0	---	160	108	67%
Lee	2	0	0%	0	0	---	38	12	31%
	1	1	100%	0	0	---	30	27	90%
	6	0	0%	0	0	---	19	9	47%
	0	0	---	0	0	---	20	18	90%
	2	0	0%	0	0	---	5	0	0%
	11	1	9%	0	0	---	112	66	58%
	11	1	9%	0	0	---	257	220	85%
DeKalb	420	384	91%	65	76	+100%	4240	4147	97%
	54	53	98%	1	2	+100%	419	402	95%
Haralson	0	0	---	11	12	+100%	34	24	70%
	5	5	100%	0	0	---	57	31	54%
	5	5	100%	11	12	+100%	91	55	60%
	19	14	73%	2	2	100%	142	108	76%
	19	10	52%	0	0	---	88	79	89%
Irwin	0	1	+100%	0	0	---	9	9	100%
	17	14	82%	0	0	---	150	151	+100%
	1	3	+100%	0	0	---	9	13	+100%
	2	1	50%	0	0	---	35	24	68%
	20	19	95%	0	0	---	203	197	97%

Counties	Deprived <sup>4</sup>			Special Proceedings <sup>5</sup>			Total		
	# Children	# Disposed	% Dispositions	# Children	# Disposed	% Dispositions	# Children	# Disposed	% Dispositions
Glascock	0	0	---	0	0	---	4	4	100%
	0	0	---	0	0	---	70	70	100%
	22	22	100%	0	0	---	477	473	99%
	0	0	---	0	0	---	0	0	---
	0	0	---	0	0	---	13	12	92%
	1	1	100%	0	0	---	109	107	98%
	23	23	100%	0	0	---	673	666	98%
Bacon	0	0	---	0	0	---	11	11	100%
	0	0	---	0	0	---	13	12	92%
	3	3	100%	0	0	---	22	24	+100%
	1	1	100%	11	11	100%	90	90	100%
	1	3	+100%	2	2	100%	21	21	100%
	5	7	+100%	13	13	100%	157	158	+100%
	68	0	0%	20	0	0%	435	0	0%
Oconee	5	7	+100%	0	0	---	16	21	+100%
	15	14	93%	9	9	100%	532	526	98%

TABLE V-3 (cont'd.)

<sup>1</sup>Offenses designated as crimes by the laws of Georgia, by the laws of another state if the act occurred in that state, under Federal laws or by local ordinances, or a violation of the terms of supervision or probation if the original offense was a delinquent act.

<sup>2</sup>Offenses which are only applicable to a child (i.e., status offenses), and violations of supervision or probation when the original offense was an unruly act. Unruly offenses include ungovernable and incorrigible behavior and acts of truancy and running away.

<sup>3</sup>Violations of any motor vehicle law by a person under the age of sixteen (16).

<sup>4</sup>Cases in which a child is without the proper parental care or control necessary for his physical, mental or emotional health or morals; has been placed for care or adoption in violation of the law; has been abandoned by his parents or legal guardian or is without parent, guardian or custodian. Deprivation cases include: neglect, abandonment, dependency, abuse, safekeeping and custody when the custody issue is related to a finding of deprivation.

<sup>5</sup>Filings and dispositions which do not fall into one of the other four categories. These include: custody determinations in divorce proceedings that have been referred from Superior Court to the juvenile court; permission to marry; permission to join the Armed Forces; and mental illness.

<sup>6</sup>The actual number of children involved in any given case who have charges filed against them. For example: one (1) case might represent three (3) children each charged with two (2) counts of shoplifting. This category will reflect that charges were brought against three (3) children. If, at a later date, new charges are brought against two (2) of those same children, they will be counted within the category a second time. Additionally, if a given child has multiple charges that span more than one offense category, that child will be noted under each applicable offense category.

<sup>7</sup>Indicates the number of children whose cases have been completely disposed of by either dismissal, informal adjustment, petition sustained (i.e., a finding of guilt), petition denied or acquittal (i.e., judicial determination that the charges of the petition are untrue), or

some other means of disposal such as the death of a child, transfer to another court, or a finding of insanity.

<sup>8</sup>The Superior Court in this circuit has a separate branch designated the Domestic Relations Court of which the juvenile court is one division. Referees have been appointed to hear juvenile cases in each of the three (3) counties within the circuit under the auspices of the judge of the Domestic Relations Court. Despite its lack of a separate juvenile court judge, Richmond County is an independent juvenile court because it provides intake and probation at the local level.

<sup>9</sup>One part-time juvenile court judge has been appointed to serve the entire circuit.

<sup>10</sup>One part-time juvenile court judge has been appointed to serve four (4) counties within the circuit.

<sup>11</sup>Juvenile court judge in Lowndes County hears juvenile cases from Brooks County and Echols County.

<sup>12</sup>Could not be determined from court records whether or not dispositions had been made.

TABLE V-4

## COMPARATIVE JUVENILE COURT REFERRAL RATES

SOURCES: OFFICE OF PLANNING AND BUDGET  
ADMINISTRATIVE OFFICE OF THE COURTS FY79

Circuit	Total Juv. <sup>1</sup> Population	Total Juvenile <sup>2</sup> Court Referrals FY79	Rate of Referral per 1,000 Juv. Pop.
Alapaha Superior Court	13,259	245	18.4
Alcovy Juvenile Courts	19,801	922	46.5
Atlanta Juvenile Courts	153,699	5,640	36.6
Atlantic Superior Court	20,919	203	9.7
Augusta Superior Court	16,600	392	23.6
Juvenile Courts	44,579	1,009	22.6
Blue Ridge Juvenile Courts	31,811	865	27.1
Brunswick Juvenile Courts	32,937	1,202	36.4
Chattahoochee Superior Court	11,506	95	8.2
Juvenile Courts	50,104	1,287	25.6



TABLE V-4 (cont'd.)

Circuit	Total Juv. <sup>1</sup> Population	Total Juvenile <sup>2</sup> Court Referrals FY79	Rate of Referral per 1,000 Juv. Pop.
Cherokee Juvenile Courts	20,599	899	43.6
Clayton Juvenile Courts	43,738	2,188	50.0
Cobb Juvenile Courts	80,282	2,324	28.9
Conasauga Superior Court	5,363	74	13.7
Juvenile Courts	20,160	626	31.0
Cordele Superior Court	9,564	190	19.8
Juvenile Courts	6,171	272	44.0
Coweta Superior Court	1,627	9	5.5
Juvenile Courts	47,497	854	17.9
Dougherty Juvenile Court	32,090	667	20.7
Dublin Superior Court	6,826	89	13.0
Juvenile Courts	9,779	219	22.3

TABLE V-4 (cont'd.)

Circuit	Total Juv. <sup>1</sup> Population	Total Juvenile <sup>2</sup> Court Referrals FY79	Rate of Referral per 1,000 Juv. Pop.
Eastern Juvenile Courts	55,497	1,910	34.4
Flint Superior Court	10,810	71	6.5
Juvenile Courts	8,996	154	17.1
Griffin Juvenile Courts	28,461	474	16.6
Gwinnett Juvenile Courts	46,308	1,285	27.7
Houston Juvenile Courts	25,152	167	6.6
Lookout Mountain Superior Court	6,191	64	10.3
Juvenile Courts	29,147	383	13.1
Macon Superior Court	7,911	40	5.0
Juvenile Courts	41,930	761	18.1
Middle Superior Court	25,353	438	17.2

TABLE V-4 (cont'd.)

Circuit	Total Juv. <sup>1</sup> Population	Total Juvenile <sup>2</sup> Court Referrals FY79	Rate of Referral per 1,000 Juv. Pop.
Mountain Superior Court	18,203	164	9.0
Northeastern Superior Court	6,314	95	15.0
Juvenile Courts	19,815	644	32.5
Northern Superior Court	21,632	187	8.6
Ocmulgee Superior Court	31,274	540	17.2
Oconee Superior Court	17,119	258	15.0
Ogeechee Superior Court	21,751	167	7.6
Pataula Superior Court	4,457	50	11.2
Juvenile Courts	12,087	82	6.7
Piedmont Juvenile Courts	14,458	197	13.6

**CONTINUED**

**4 OF 5**

TABLE V-4 (cont'd.)

Circuit	Total Juv. <sup>1</sup> Population	Total Juvenile <sup>2</sup> Court Referrals FY79	Rate of Referral per 1,000 Juv. Pop.
Rome Juvenile Courts	21,976	777	35.3
South Georgia Superior Court	22,794	120	5.2
Southern <sup>3</sup> Superior Court	5,049	9	1.7
Juvenile Courts	42,541	435	10.2
Southwestern Superior Courts	10,723	112	10.4
Juvenile Courts	8,679	257	29.6
Stone Mountain Juvenile Courts	153,975	4,659	30.2
Tallapoosa Superior Court	12,482	91	7.2
Juvenile Courts	24,318	230	9.4
Tifton Superior Court	20,771	203	9.7
Toombs Superior Court	13,333	673	50.4

TABLE V-4 (cont'd.)

Circuit	Total Juv. <sup>1</sup> Population	Total Juvenile <sup>2</sup> Court Referrals - FY79	Rate of Referral per 1,000 Juv. Pop.
Waycross			
Superior Court	18,958	157	8.2
Juvenile Courts	10,230	435	42.5
Western			
Superior Court	2,881	16	5.5
Juvenile Court	19,266	532	27.6
TOTALS <sup>4</sup> :			
Superior Courts	363,670	4,706	12.9
Juvenile Courts	1,156,083	32,319	27.9

<sup>1</sup> Figures are based on 1977 population estimates done by the Office of Planning and Budget and include all youth in the 14 and under age groups plus 40% of the youth listed in the 15 to 19 age group to yield the approximate number of youth under 17. Each circuit has been divided into totals for those counties served by Superior Court Judges and for those counties served by appointed Juvenile Court Judges.

<sup>2</sup> The referrals reflect the total number of children referred to a juvenile court for either delinquent, unruly, traffic, deprived, or special proceedings complaints during FY 1979.

<sup>3</sup> Superior Court cases in this circuit are actually heard by a Juvenile Court Judge via an agreement between the Superior Court Judge and the Juvenile Court Judge.

<sup>4</sup> Referral rates are based on estimated 1977 population figures and therefore the results may be skewed.

### **COUNCIL OF JUVENILE COURT JUDGES**

The Georgia Council of Juvenile Court Judges began in 1930 as a privately funded professional association of judges. In 1971 the General Assembly created the council as a state agency; funding was first appropriated in 1975.

The council has a three-member staff consisting of an executive director, a juvenile court consultant, and a secretary. The executive director is appointed by the presiding judge of the council with the approval of the general council membership and serves at their pleasure. General membership is comprised of all judges in the state who exercise jurisdiction over juveniles. During fiscal year 1979, this included 8 full-time juvenile court judges, 40 part-time juvenile court judges, and 36 superior court judges. The presiding judge and four officers are elected annually. The council is headquartered at the Georgia Justice Center, Suite 500, 84 Peachtree St., Atlanta.

Legal authority for the council is designated in Title 24A-5 of the Georgia Code Annotated.

The council is empowered to establish general policies for the conduct of all courts that exercise jurisdiction over juveniles. The council also can publish uniform rules and forms to govern the procedures and practices of those courts.

The total appropriated fiscal year 1980 budget for the council was \$78,905.

## **JUVENILE JUSTICE AT THE LOCAL GOVERNMENT LEVEL**



## COUNTY PROBATION DEPARTMENTS

The history of local juvenile probation departments in the state parallels the history of juvenile courts in general. Since the system was initiated in 1911 with the establishment of the Fulton County Juvenile Court, independent juvenile probation systems have been established within several other juvenile courts to make a total, in fiscal year 1979, of 23 independent systems around the state.

Probation officers are appointed by the juvenile court judge. Selections are made from eligibility lists secured from the local merit board in those counties where such boards exist, and from lists established by competitive examinations conducted by the court in counties where no merit board exists.

Legal authority for local juvenile probation departments is designated in Title 24A-6 of the Georgia Code Annotated.

The organization of each of the 23 independent probation departments is left to the discretion of the juvenile court judges in their respective counties.

The primary duties of probation officers include making investigations, reports, and recommendations to the court; receiving and examining complaints and charges of delinquency, unruliness, or deprivation for the purpose of considering the commencement of proceedings under the code; providing supervision and assistance to children placed on probation or under protective supervision; making appropriate referrals to other private or public agencies of the community; and taking into custody and detaining children under probation or protective supervision orders when such actions appear necessary according to the guidelines outlined in the code.

The salaries of probation officers (as well as the operating expenses of the probation department) are fixed by the presiding judge with the approval of the governing authority of the county or counties and are payable from county funds. Therefore, annual budgets vary widely among the 23 independent probation departments.

TABLE V-5  
INDEPENDENT JUVENILE COURT PROBATION AND INTAKE SERVICES  
OVERVIEW

SOURCES: STATE CRIME COMMISSION SURVEY  
ADMINISTRATIVE OFFICE OF THE COURTS, 1979

Name and Location Independent Juv. Courts <sup>1</sup>	# Probation <sup>2</sup> Staff	# Intake <sup>3</sup> Staff	Average <sup>4</sup> Caseload
Bartow County Juvenile Court Cartersville, Cherokee Judicial Circuit	2 <sup>5</sup>	5 <sup>6</sup>	59
Bibb County Juvenile Court Macon, Macon Judicial Circuit	13	5 <sup>7</sup>	45
Chatham County Juvenile Court Savannah, Eastern Judicial Circuit	6	8	45 <sup>8</sup>
Clarke County Juvenile Court Athens, Western Judicial Circuit	3	1	172
Clayton County Juvenile Court Jonesboro, Clayton Judicial Circuit	6	10	27
Cobb County Juvenile Court Marietta, Cobb Judicial Circuit	10 <sup>9</sup>	9 <sup>10</sup>	31
Columbus Juvenile Court <sup>11</sup> Columbus Chattahoochee Judicial Circuit	16	1	35 <sup>12</sup>
Coweta County Juvenile Court Newnan, Coweta Judicial Circuit	2	5 <sup>13</sup>	40
DeKalb County Juvenile Court Decatur, Stone Mountain Judicial Circuit	26	11	55
Dougherty County Juvenile Court Albany, Dougherty Judicial Circuit	4	1	51
Floyd County Juvenile Court Rome, Rome Judicial Circuit	3 <sup>14</sup>	*	N/A

TABLE V-5 (cont'd.)

Name and Location Independent Juv. Courts <sup>1</sup>	# Probation <sup>2</sup> Staff	# Intake <sup>3</sup> Staff	Average <sup>4</sup> Caseload
Fulton County Juvenile Court Atlanta, Atlanta Judicial Circuit	32	10	36
Glynn County Juvenile Court Brunswick, Brunswick Judicial Circuit	4	*	30
Gordon County Juvenile Court Calhoun, Cherokee Judicial Circuit	2	4	70
Hall County Juvenile Court Gainesville, Northeastern Judicial Circuit	3	1	51
Laurens County Juvenile Court Dublin, Dublin Judicial Circuit	1 <sup>15</sup>	*	N/A
Newton County Juvenile Court Covington, Alcovy Judicial Circuit	2	2	35
Richmond County Juvenile Court Augusta, Augusta Judicial Circuit	9	1	200 <sup>16</sup>
Rockdale County Juvenile Court Conyers, Stone Mountain Judicial Circuit	0 <sup>17</sup>	1	86 <sup>18</sup>
Spalding County Juvenile Court Griffin, Griffin Judicial Circuit	4	*	30
Troup County Juvenile Court LaGrange, Coweta Judicial Circuit	2	1	60

TABLE V-5 (cont'd.)

Name and Location Independent Juv. Courts <sup>1</sup>	# Probation <sup>2</sup> Staff	# Intake <sup>3</sup> Staff	Average <sup>4</sup> Caseload
Upson County Juvenile Court Thomaston Griffin Judicial Circuit	1	N/A	N/A
Whitfield County Juvenile Court Dalton Conasauga Judicial Circuit	2	1	50

(N/A denotes either not available or not applicable)

(\* denotes that intake services are provided by the probation staff)

<sup>1</sup>Courts which have at least one county paid probation officer.<sup>2</sup>Provide supervision for youth who have been placed in the courts custody.<sup>3</sup>Provide pre-trial investigation, case preparation, and detention recommendations for youth brought to the attention of the court.<sup>4</sup>Average ratio for clients to one (1) probation officer.<sup>5</sup>Only one officer is a county employee. The other is a State Employed Court Service Worker.<sup>6</sup>This includes all court personnel who rotate on-call intake duties.<sup>7</sup>Three of these are part-time employees.<sup>8</sup>Excluding the Volunteer Coordinator who handles a small caseload of about 25 status offenders.<sup>9</sup>Excluding two (2) supervisory staff persons.<sup>10</sup>Excluding one (1) supervisory staff person.<sup>11</sup>Serves all of Muscogee County.<sup>12</sup>Average male caseload; average female caseload is 22.<sup>13</sup>Including one (1) State Employed Court Service Worker.<sup>14</sup>Excluding two (2) CETA workers.<sup>15</sup>Technically this is not an independent court because of one county paid officer of the court serves as bailiff and provides transportation for youth in the custody of the court while state employees continue to provide all intake and probation services.<sup>16</sup>Caseloads are inflated because the court does not keep a record of cases that are terminated prior to the expiration date of the order.<sup>17</sup>Probation is provided by a State Employed Court Service Worker.<sup>18</sup>Includes committed as well as probated youth.

## COUNTY DETENTION FACILITIES

As was true of juvenile justice in general, until the social reform movement of the late 1800s, children who committed crimes were subject to the same penalties as adults. Consequently, they were detained, for the most part, along with adults in common jails.

Georgia's history of separate detention facilities for children began in the early 1900s with the establishment of the Fulton County Detention Facility, and progressed slowly until the mid-1960s when the state began to strive actively toward removing all children from jails. This impetus was spurred by the state's decision to participate in the federal Juvenile Justice and Delinquency Prevention Act of 1974, and the subsequent passage of Georgia's Senate Bill 100 in 1977, which made it illegal to detain status offenders in jail at all and juvenile offenders for more than 18 hours.

As late as 1967, Georgia had only seven juvenile detention centers; all were county-operated facilities. Located in Fulton, DeKalb, Chatham, Clayton, Cobb, Muscogee, and Bibb counties, each facility served several neighboring counties. There still remained, however, large sections of the state in which jails were the only available means for securely detaining children.

Since the mid-1960s, the trend has been toward establishing state-operated regional youth development centers in lieu of separate county facilities. At present, only three of the original seven county facilities continue to operate independently, but legislation passed during the 1980 session of the General Assembly has set the stage for the three remaining facilities — Fulton, DeKalb, and Chatham — to become state-operated regional facilities by 1982. When this is accomplished, the state will have achieved a unified approach to the detention of children and youth.

Legal authority for the operation of county detention facilities is designated in Title 24A-14 of the Georgia Code Annotated.

Personnel for each county detention facility are both hired and supervised by the presiding juvenile court judge in that county. While each center is subject to operation according to the *Standards and Guides for the Detention of Children and Youth in the State of Georgia*, established by the Department of Human Resources in 1973, the organization and daily routine of each center is a matter of local discretion.

The primary reason for detention facilities is to hold specified youth — pending adjudication, disposition, or transfer to another facility — in an atmosphere that provides constant supervision and firm but fair treatment. Each of the three county detention facilities includes education, counseling, and recreational components as a matter of daily routine.

Annual operating budgets for county detention centers are set by their respective county commissions and therefore vary somewhat from one county to another.

TABLE V-6  
GENERAL PROFILE COUNTY DETENTION CENTERS

SOURCE: STATE CRIME COMMISSION, 1979

Name & Location of Local Detention Centers	Administrative Staff <sup>1</sup>	Child Care Attendants	Treatment Staff	Designed Capacity	Average Daily Population	Admissions 1978	Average Daily Cost Per Youth	Average Length of Stay (days)	Annual Budget 1978
Chatham County Detention Center Savannah, Georgia	1	19	4 <sup>2</sup>	52	43	1,305	\$26.00	5.6	\$383,019
DeKalb County Detention Center Decatur, Georgia	8	26	3 <sup>3</sup>	171 <sup>4</sup>	32	1,468	\$68.65	7.8	\$828,052 <sup>5</sup>
Fulton County Detention Center Atlanta, Georgia	2	28	47	144 <sup>6</sup>	57	3,108	\$31.12	13.0	\$729,539

<sup>1</sup>Excluding Administrative Support Staff.  
<sup>2</sup>Two (2) full-time and two (2) part-time employees.  
<sup>3</sup>Two (2) full-time and one (1) part-time employee.  
<sup>4</sup>One hundred and fourteen (114) males and fifty-seven (57) females: However with present staff, capacity is twenty-nine (29) males.  
<sup>5</sup>Annual Budget for 1979.  
<sup>6</sup>Seventy-two (72) males and seventy-two (72) females.

## LOCAL COMMUNITY-BASED ALTERNATIVES

The term "community-based alternative" encompasses any type of program or service that the juvenile court determines will aid in the treatment and rehabilitation of a juvenile offender without removing the offender from the community. Dispositional orders on adjudicated delinquents must be based on a determination of need for treatment and rehabilitation; therefore, the juvenile court has traditionally been involved in promoting, if not actually providing, a wide array of social services. These services which draw from both the public and private sector of the community include, but are not limited to, family, individual, and group counseling programs; tutorial, restitution, recreational, and volunteer probationary programs; and alternative living programs such as foster and group homes.

Recent national and local trends to treat juvenile offenders in the least restrictive, appropriate environment have encouraged local juvenile courts and communities to concentrate on developing and coordinating as many local resources as possible. The urban areas of the state have two distinct advantages over the less populous rural areas in providing appropriate community-based treatment alternatives to juvenile offenders. The first is based on easy access to a much wider variety of programs and services which function separately from the juvenile justice system, but accept, and even solicit, referrals from the juvenile justice system. The second advantage is related to an increased ability to secure grant awards for new program development for the larger "at risk" (i.e., youth under the age of seventeen) populations in the state's urban regions.

Historically, local community-based programs with primary linkages to juvenile courts were started with the aid of federal grants from either the Law Enforcement Assistance Administration (LEAA) or from the Juvenile Justice Delinquency Prevention (JJDP) Act. Consequently, in order to demonstrate some degree of cost-effectiveness, these programs are concentrated in either the northern, more populous areas of the state, or in the few scattered metropolitan areas which lie south of Atlanta.

Recently, the JJDP Advisory Committee, through the State Crime Commission (SCC), has attempted to address the dilemma of effectively and economically increasing the alternatives available to the rural courts by the granting of a large award to the Council of Juvenile Court Judges (CJCJ) for the purchase of services for status and delinquent offenders. Acting as a pass-through agency, the CJCJ subcontracts, with any court wishing to participate, in a program under which the court reimburses local service providers on a per diem basis for community-based treatment. Additionally, the SCC funds Project Daybreak, which is designed to establish mechanisms within

local community service groups for the continued recruitment of volunteer emergency attention homes. These homes offer temporary shelter care to youth who cannot remain in their own homes, yet are not in need of a secure detentional setting.

Legal authority for locally operated community-based alternatives is designated in Title 24A-23 of the Georgia Code Annotated.

**JUVENILE JUSTICE AT  
THE STATE GOVERNMENT LEVEL**

**DIVISION OF YOUTH SERVICES  
DEPARTMENT OF HUMAN RESOURCES**

The state of Georgia made no legal differentiation between juvenile and adult offenders until the legislature, in 1905, provided for the establishment of a Georgia State Reformatory for Boys in Milledgeville under the auspices of the Prison Commission of Georgia. The first reformatory for girls was established by a similar act in 1913. A subsequent act in 1919 created the State Department of Public Welfare and transferred the responsibility for the reformatories (renamed training schools) to this agency. Between 1919 and 1963, the state training schools were expanded to include the Training School in Milledgeville for white boys; the Training School in Adamsville for white girls, and the Training School in Augusta, primarily for black boys but with a separate dormitory for black girls. Each facility operated according to the rules and regulations established by its board of managers who were responsible to the Board of Public Welfare. Compositions, names, and programs have, of course, changed in recent years.

In 1963, the Department of Public Welfare was redesignated the Department of Family and Children's Services. An autonomous Division of Children and Youth was established within the department to provide for the protection, care, training, and supervision of Georgia youth in need of such services. A special unit within the division was authorized to handle all the state's delinquency programs which at that time were limited to the three existing training schools (renamed Youth Development Centers). A new program known as Court Services, was also instituted to provide aftercare planning and supervision to juveniles released from the 3 institutions. The establishment of this unit, which consisted of 15 court service workers (CSWs), marked the state's first effort to provide community-based services to delinquent youth. The unit, now employing approximately 450 people, has since been expanded to include a variety of community-based alternatives.

In 1971 all delinquency programs (i.e., Youth Services) were placed within the newly created Department of Human Resources under the direction of the Division of Community Services. Given full divisional status in 1975, Youth Services has grown into an agency of more than 1,500 employees providing such services as intake, probation and detention, as well as institutional care and community-based supervision for committed youth.

The chief executive officer of the Division of Youth Services is the division director who is nominated by the Board of Human Resources, approved and appointed by the governor, and serves at the pleasure of the Board of Human Resources. Offices are located at the division's headquarters, 618 Ponce de Leon Ave., N.E., Atlanta.

Legal authority for the division is designated in titles 24A and 99-2 of the Georgia Code Annotated.

The Division of Youth Services is divided into five regions: Metropolitan, North, South, Central, and Eastern. All are provided the comprehensive services of the Court Service unit, community-based projects, and regional youth development centers, as well as the supervisory services of the district

directors. Each region is under the supervision of a regional program director. Additionally, there is a program director responsible for four state youth development centers; a program director for planning, development and evaluation; and a director of program support. The eight program directors, along with the director and deputy director of the division, are all located in Atlanta and comprise the overall management team for the Division of Youth Services.

The Division of Youth Services is the primary provider of treatment and rehabilitative services to delinquent and unruly youth. As such, it has responsibility for placement, treatment, and aftercare supervision of all youth who are committed to state custody. Additionally, the Division of Youth Services provides detention services, including secure and nonsecure alternatives, to 156 of the state's 159 counties; probation and intake services to 143 of the 159 counties; and interstate compact coordination for the entire state.

The division's total operating budget for fiscal year 1980 is \$25,065,275.



Figure 5

DIVISION OF YOUTH SERVICES  
PROGRAMS AND FACILITIES, 1979

SOURCE: Division of Youth Services, 1979

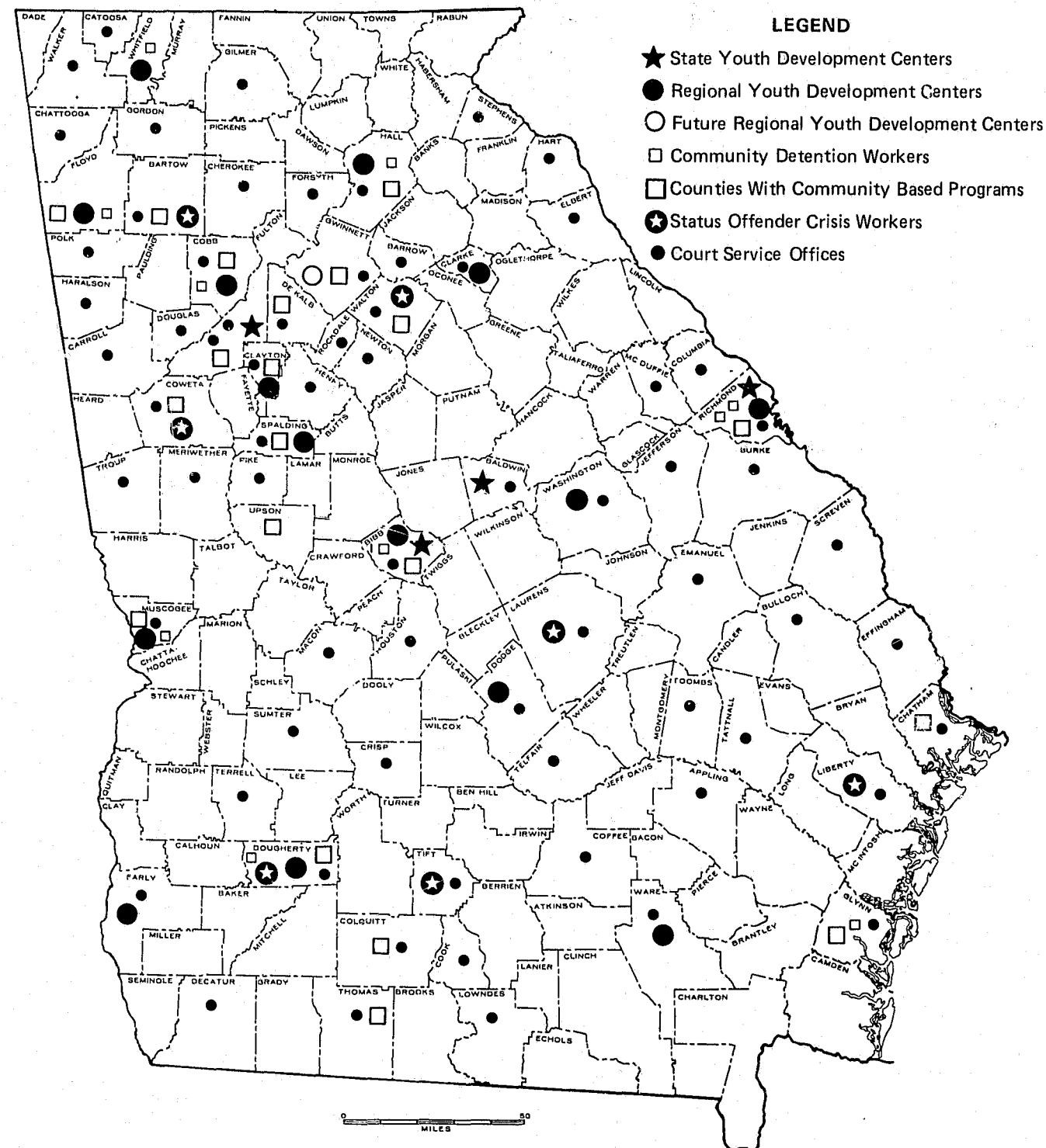


TABLE V-7

FISCAL YEAR 1979 COMMITMENT TRENDS  
YOUTHS COMMITTED TO DIVISION OF YOUTH SERVICES

SOURCE: Division of Youth Services, 1979

	FY 78	FY 79	Percent Change
Total Number of Commitments Excluding Revocations	2,270	2,408	6.1
Total Number of Revocations	32	105	228.1
Total Number of Status Offenders Committed	159	93	- 41.5

TABLE V-8

FISCAL YEAR 1979 GENERAL PROFILE  
YOUTHS COMMITTED TO DIVISION OF YOUTH SERVICES

SOURCE: Division of Youth Services, 1979

Sex:	Male - 84%
	Female - 16%
Race:	White - 49%
	Black - 51%
Average Age:	Male - 14.9 Years
	Female - 14.7 Years
Median Educational Level Attained:	- 8.2 Grades
Family Background:	No Mother Figure in Home - 3.8%
	No Father Figure in Home - 41.0%

TABLE V-9  
FISCAL YEAR 1979  
COMMITMENTS TO DIVISION OF YOUTH SERVICES  
BY OFFENSE TYPE AND AGE GROUP  
SOURCE: Division of Youth Services, 1979

Offense Type	Number of Commitments	Age at Time of Commitment (Percent)		
		8-12	13-14	15-17
<u>Crimes Against Persons</u>				
Murder/Manslaughter	7	-	2	5
Rape	6	-	1	5
Armed Robbery	30	1	8	21
Robbery	49	-	12	37
Aggravated Assault	49	2	12	35
Assault	35	2	6	27
Sodomy, Miscellaneous Sex Offenses	23	2	9	12
Simple Battery	47	3	16	28
Acts of Terror, Obscene Calls	13	-	4	9
TOTAL	259	10(3.9)	70(27.0)	179(69.1)
Percent of Total Commitments	10.8			
<u>Crimes Against Property</u>				
Burglary, Breaking and Entering	709	46	185	478
Auto Theft	201	11	47	143
Theft	551	35	183	333
Arson	17	3	3	11
Criminal Damage to Property	76	5	24	47
Forgery	33	1	3	29
TOTAL	1,587	101(6.4)	445(28.0)	1,041(65.6)
Percent of Total Commitments	65.9			

TABLE V-9 (cont'd.)

Offense Type	Number of Commitments	Age at Time of Commitment (Percent)		
		8-12	13-14	15-17
<u>Status Offenses</u>				
Runaway	97	3	37	57
Unruly	30	1	17	12
Truancy	39	-	17	22
Violations of Curfew	7	-	2	5
<hr/>				
TOTAL	173	4(2.3)	73(42.2)	96(55.5)
Percent of Total Commitments	7.2			
<hr/>				
<u>Drug Violations</u>				
Selling Hard Drugs	1	-	-	1
Possessing Hard Drugs	1	-	1	-
Selling Marijuana	8	-	1	7
Possessing Marijuana	25	-	6	19
Violations of Georgia Controlled Substances Act	64	-	15	49
Alcohol Violations	18	-	3	15
<hr/>				
TOTAL	117	-	26(22.2)	91(77.8)
Percent of Total Commitments	4.8			
<hr/>				
<u>Miscellaneous Offenses</u>				
Trespassing	56	2	16	38
Disorderly Conduct	95	4	37	54
Weapons Violations	15	-	3	12
Traffic Violations	25	-	5	20
Prostitution	8	-	2	6
Other	73	3	20	50
<hr/>				
TOTAL	272	9(3.3)	83(30.5)	180(66.2)
Percent of Total Commitments	11.3			
<hr/>				
TOTAL COMMITMENTS	2,408	124(5.1)	697(28.9)	1,587(65.9)

REGIONAL YOUTH DEVELOPMENT CENTERS

Regional youth development centers (RYDCs) are institutions designed to temporarily hold juveniles who have been determined or are alleged to be delinquent or unruly in secure custody to ensure their availability for court hearings and placement decisions, or to facilitate an evaluation of any behavioral or emotional problems. In a number of the RYDCs, a short-term, structured residential treatment program is used as an alternative to placement in a youth development center. Since their inception in the 1960s, RYDCs have been increasingly relied upon for statewide detention services.

Directors of regional youth development centers are supervised by their respective regional program directors who are headquartered in Atlanta. The organization and daily routine of each center is the responsibility of the RYDC director and staff.

The facilities and programs of the 15 regional youth development centers, which are strategically located throughout the state, are oriented toward providing short-term confinement and care. Most of the centers are designed to hold 30 youths in individualized quarters. Supervision, health care, education, recreation, and counseling and psychological services are provided by trained staff.

In fiscal year 1979, the centers housed over 9,000 youths, operating at about 80 percent of capacity. The average length of stay was 14 days, and the average daily cost per youth was \$35.

TABLE V-10  
FISCAL YEAR 1979 GENERAL PROFILE  
REGIONAL YOUTH DEVELOPMENT CENTERS

SOURCE: DIVISION OF YOUTH SERVICES, 1979

Regional Youth Development Center Name/Location	Number Administrative Staff	Number Custodial Staff	Number Treatment Staff	Designed Capacity	Number Youth Served	Average Daily Population	Average Length of Stay	Annual Operating Budget FY80
Albany Regional Youth Development Center Albany, Georgia	3	4	16	30	767	35	18	\$353,813
Augusta Regional Youth Development Center Augusta, Georgia	3	1	17	30	1,072	22	8	\$304,372
Blakely Regional Youth Development Center Blakely, Georgia	3	4	18	30	315	29	37	\$357,032
Clarke County Regional Youth Development Center Athens, Georgia	2	3	11	18	130	17	54	\$257,184
Clayton County Regional Youth Development Center Jonesboro, Georgia	3	4	16	30	649	16	10	\$344,454
Columbus Regional Youth Development Center Columbus, Georgia	3	4	16	30	692	26	14	\$344,209
Dalton Regional Youth Development Center Dalton, Georgia	3	4	16	30	671	22	12	\$342,626
Eastman Regional Youth Development Center Eastman, Georgia	3	4	16	30	---	---	---	---
Gainesville Regional Youth Development Center Gainesville, Georgia	3	4	16	30	744	25	13	\$343,130

TABLE V-10 (cont'd.)

Regional Youth Development Center Name/Location	Number Administrative Staff	Number Custodial Staff <sup>1</sup>	Number Treatment Staff <sup>2</sup>	Designed Capacity	Number of Youth Served	Average Daily Population	Average Length of Stay	Annual Operating Budget FY80
Griffin Regional Youth Development Center 4 Griffin, Georgia	3	4	16	30	245	17	16	\$330,478
Macon Regional Youth Development Center Macon, Georgia	3	4	23	40	789	23	11	\$415,520
Marietta Regional Youth Development Center Marietta, Georgia	4	4	24	44	1,420	41	11	\$487,529
Rome Regional Youth Development Center Rome, Georgia	3	4	16	30	491	20	16	\$347,368
Sandersville Regional Youth Development Center Sandersville, Georgia	3	4	16	30	483	23	19	\$354,401
Waycross Regional Youth Development Center Waycross, Georgia	3	4	16	30	728	30	16	\$364,298

<sup>1</sup> Cooks, maintenance workers.

<sup>2</sup> Child care workers, counselors, teachers.

<sup>3</sup> Opened November, 1979

<sup>4</sup> Opened November, 1978

## COMMUNITY DETENTION

The Attention Home Program was established in 1973 as a means of alleviating overcrowded detention facilities by removing first-time and nonserious offenders who were being held pending hearings or out-of-home placements. When it is appropriate to do so, the Attention Home Program utilizes private home and child-care facilities in the community to provide short-term (1 to 60 days) placements in lieu of secure detention. With Georgia's participation (1975) in the Juvenile Justice and Delinquency Prevention Act of 1974, the Attention Home Program became an integral part of the state's effort to deinstitutionalize status offenders. The program was expanded at that time to include 12 specialized community detention workers, an in-home supervision component, and additional bed spaces. The in-home supervision component is designed to allow alleged delinquent and status offenders to remain in their own homes under strict supervision and with close monitoring of their activities pending a hearing and disposition regarding the allegations against them.

Legal authority for the use of the community-based detention is cited in Title 24A-14 of the Georgia Code Annotated.

Throughout the state, the Division of Youth Services (DYS) retains a total of 83 bed spaces (at a nominal monthly fee per bedspace) for use as nonsecure detention facilities. Additionally, DYS makes extensive use of the volunteer emergency shelter homes recruited through Project Daybreak, a private non-profit recruitment service.

The overall program is administered from the division's headquarters in Atlanta. However the field staff who actually provide the services are under the direct supervision of district coordinators who are responsible to regional program directors. The statewide coordinator for the Community Detention Program is responsible to the program director of planning, development and evaluation.

In the counties that have a community detention worker, both attention home and in-home supervision are provided by the worker. The workers are based at the regional youth development centers to provide coordination for placements in attention homes in those counties that are within the centers' catchment areas. In counties where there is neither a community detention worker nor in-home supervision services, the attention homes are coordinated by a local court service worker, designed as the local attention home coordinator, who must coordinate closely with the juvenile court judge as judicial concurrence for nonsecure detention or in-home supervision is necessary prior to placement.

In fiscal year 1979, the Attention Home Program served 1,197 youths in nonsecure detention. The total fiscal 1979 budget for the program was \$421,680, representing an average daily occupancy of 71 bed spaces, with an average length of stay of 23 days. The average cost per youth served was \$352 or \$21 per day.

## COURT SERVICES

The court service workers represent the core of the Youth Services Program in Georgia. Started in 1963 with 15 workers, the unit represented the state's initial effort at providing a liaison between the local community and the institutions to which delinquent youth were committed. Since then, other community-based service units have been developed, many of which continue to depend on the court service workers for local coordination and case management. The regular court services unit has expanded to include some 220 employees.

Legal authority for court services is cited in titles 24A-23 and 99-2 of the Georgia Code Annotated.

While not physically located in all counties, the Court Services Program does provide such aftercare services as planning for the return and supervision of all committed youth to all 159 counties. Additionally, in 143 counties, the workers provide intake and probation services as well as aftercare for all youth who come into contact with the juvenile court.

The program is administered on the local level by the district coordinator who is in turn responsible to a regional program director located in Division of Youth Services headquarters in Atlanta.

Court service workers are responsible for carrying out the orders of the court within the framework of Youth Services' policy. The treatment plans for youth are joint endeavors of the court and the service worker; the judge determines the legal status, custody, and general plan of care, and the worker, in conjunction with his/her immediate supervisor, is responsible for deciding upon the specific methods, techniques, and resources to be utilized.

During fiscal year 1979, 14,441 youths were served by the Court Services Program. The average daily number of active cases was 5,286 and the average worker-to-youth ratio was 1:42. The cost of providing court services was approximately \$223 per youth served, or \$2 per day.

The fiscal 1980 budget for the unit is \$3,630,415.

## COMMUNITY TREATMENT CENTERS

Community treatment centers (CTCs) are nonresidential programs that were established in the early 1970s to provide a community-based alternative to institutionalizing youth committed to the Department of Human Resources for delinquent or unruly behaviors. The CTC program is directed at youths who need close supervision, but who do not pose a particular risk to themselves or the community if adequately supervised.

The centers are managed by unit directors who in turn are supervised by Youth Services district directors. District directors also supervise other community-based programs and court services in their districts to assure that a coordinated network of social services is provided to CTC clients.

There are 22 centers located in high commitment areas throughout the state. The general CTC program provides intensive supervision and structured treatment to small groups of youth within a community center setting. Youths reside in their own homes and attend school or work while participating in center activities 3 to 5 days per week. Treatment services include counseling, tutoring, recreation, and referral to appropriate agencies.

In fiscal year 1979, the centers served over 1,000 youths. The average length of stay was approximately 11 months and the average daily cost per youth was \$7.

TABLE V-11  
FISCAL YEAR 1979 GENERAL PROFILE  
COMMUNITY TREATMENT CENTERS<sup>1</sup>

SOURCE: DIVISION OF YOUTH SERVICES, 1979

Community Treatment Center Name/Location	Number of Staff	Capacity	Number of Youth Served	Average Daily Population	Average Length of Stay (Days)
Bartow County Community Treatment Center Cartersville, Georgia	1	10	39	11	99
Chatham County Community Treatment Center Savannah, Georgia	4	25	65	32	348
Bibb County Community Treatment Center Macon, Georgia					
Houston County Satellite Office Warner Robins, Georgia	5	35	59	28	45
Clayton County Community Treatment Center, "Genesis" Forest Park, Georgia	3	15	25	14	458
Cobb County Community Treatment Center, "Last Chance" Marietta, Georgia	4	25	43	24	443
Colquitt County Community Treatment Center Moultrie, Georgia	2	20	34	15	262
Coweta County Community Treatment Center Newnan, Georgia	5	20	25	23	192
DeKalb County Community Treatment Center, "The Guidelines" Tucker, Georgia	4	25	52	22	322
DeKalb County Community Treatment Center, "The Encounter" Atlanta, Georgia	5	30	42	17	240



TABLE V-11 (cont'd.)

Community Treatment Center Name/Location	Number of Staff	Capacity	Number of Youth Served	Average Daily Population	Average Length of Stay (Days)
Dougherty County Community Treatment Center Albany, Georgia	5	25	47	22	520
Floyd County Community Treatment Center Rome, Georgia	3	25	62	22	191
Fulton County Community Treatment Center, "The New Dimension" Atlanta, Georgia	7	30	47	19	424
Fulton County Community Treatment Center, "Park Place" Atlanta, Georgia	4	25	36	20	295
Glynn County Community Treatment Center Brunswick, Georgia	4	25	45	23	625
Gwinnett County Community Treatment Center Lawrenceville, Georgia	4	25	48	26	256
Hall County Community Treatment Center Gainesville, Georgia	3	25	45	24	357
Muscogee County Community Treatment Center Columbus, Georgia	7	45	130	67	311
Richmond County Community Treatment Center Augusta, Georgia	5	25	70	21	193

TABLE V-11 (cont'd.)

Community Treatment Center Name/Location	Number of Staff	Capacity	Number of Youth Served	Average Daily Population	Average Length of Stay (Days)
Spalding County Community Treatment Center Griffin, Georgia	3	20	40	21	359
Thomas County Community Treatment Center Thomasville, Georgia	4	20	46	24	864
Upson County Community Treatment Center Thomaston, Georgia	3	15	32	12	--- <sup>2</sup>
Whitfield County Community Treatment Center Dalton, Georgia	1	10	34	9	134

324

<sup>1</sup>Townes County Community Treatment Center closed December, 1978.

<sup>2</sup>No releases during quarter.

### DAY CENTERS

Day centers are nonresidential, community-based alternative schools established in the early 1970s for delinquent and unruly youth between the ages of 12 and 15 who might otherwise be committed to institutions.

The centers are managed by unit directors who in turn are supervised by Youth Services district directors. There are four centers in the state, three in Atlanta and one in Savannah.

Remedial and regular educational instruction in basic and academic subjects is offered at the centers, as is life skills training. Recreation and individual and group counseling are also provided.

In fiscal year 1979, the centers served over 250 youths. The average length of stay was 12 months, with an average daily cost per youth of \$10.

TABLE V-12  
FISCAL YEAR 1979 GENERAL PROFILE  
DAY CENTERS

SOURCE: DIVISION OF YOUTH SERVICES, 1979

Day Center Name/Location	Number of Staff	Capacity	Number of Youth Served	Average Monthly Population <sup>1</sup>	Annual Operating Budget FY80
Chatham County Day Center Savannah, Georgia	6	30	54	25	\$107,224
DeKalb County Day Center "The Connection School" Decatur, Georgia	6	30	62	24	\$107,224
DeKalb County Day Center "The Kirkwood Day Center" Atlanta, Georgia	6	30	65	38	\$107,224
Fulton County Day Center "The Challenge School" Atlanta, Georgia	6	30	72	37	\$107,224

<sup>1</sup>Two Day Centers hold cases open for a few months after completion of program, accounting for appearance of overcrowding.

## GROUP HOMES

Group homes are small, residential, group treatment facilities which were established in the early 1970s to provide community-based treatment services to delinquent and unruly youths whose problems seemed to be closely related to an undesirable or unstable home situation.

The homes are managed by unit directors who in turn are supervised by Youth Services district directors.

At present the Division of Youth Services operates three group homes for boys. Located in Chatham, Walton, and Hall counties, the homes serve boys committed from all over the state.

Since the purpose of the Group Home Program is to change behavior and to ultimately reintegrate the youth into the community, group counseling and other types of treatment are provided.

In fiscal year 1979, the homes served 124 youths, with an average length of stay of 4.6 months. The average daily cost per youth was \$36 in fiscal year 1978.

TABLE V-13

## FISCAL YEAR 1979 GENERAL PROFILE

GROUP HOMES<sup>1</sup>

SOURCE: DIVISION OF YOUTH SERVICES, 1979

Group Home Name/Location	Number of Staff	Capacity	Number of Youth Served	Average Monthly Population	Annual Operating Budget FY80
Chatham County Group Home Savannah, Georgia	8	8 (boys)	34	8	\$99,889
DeKalb County Group Home "Country Roads Boys" Group Home" Between, Georgia	6	8 (boys)	24	6	\$99,889
Hall County Group Home Gainesville, Georgia	6	8 (boys)	18	7	\$99,889

<sup>1</sup> Augusta Group Home for Boys closed March, 1979.  
DeKalb County Group Home for Girls closed October, 1978.  
Fulton County Group Home for Girls closed December, 1979.

## STATUS OFFENDER PROGRAMS

In a concerted effort to deinstitutionalize status and unruly offenders, as mandated by the state's decision to participate in the Juvenile Justice and Delinquency Prevention Act, the Division of Youth Services developed three additional approaches to providing treatment, rehabilitation, and intervention in a nonsecure atmosphere. The programs are Contract Homes, Purchase of Services, and the Model Areas Crisis Intervention Project. While they are primarily status offender alternatives, the programs, with the exception of the model areas project, are also utilized by a limited number of delinquent offenders.

Legal authority for the programs is cited in titles 24A-23 and 99-2 of the Georgia Code Annotated.

The Contract Homes Program is similar to foster care in that committed youth who cannot return to their own homes are placed with families or in private child care facilities in the community. The homes are recruited, supervised, and coordinated by five contract home coordinators who are strategically located throughout the state. While the coordinators are under the direct supervision of the district director for the area in which they are located, they also coordinate directly with the contract home consultant who is housed at DYS headquarters in Atlanta.

The primary differences between contract homes and attention homes are that contract homes are longer-term (i.e., four months to one year) placements, and their use is restricted to committed youth. As in the case of all other out-of-home placements, management and treatment planning responsibilities are retained by the court services worker in the youth's home community.

During fiscal year 1979, 147 youths were served by the program at an average cost of \$1,603 per youth or \$12 per youth per day in placement. As of the close of fiscal year 1979, DYS retained 97 contract home bed spaces throughout the state. The average daily population for fiscal year 1979 was 46 youths, and the average length of stay was 3.7 months.

The Purchase of Services Program is related to the Contract Home Program in that it is administered by the contract home consultant through the contract home coordinators. The program is designed to purchase highly specialized residential treatment for committed youth whose treatment needs are beyond the scope of the established DYS programs.

In fiscal year 1979, 29 youths were served with funds which amounted to \$35,998. The fiscal 1980 budget has been expanded significantly to provide for the participation of several groups of newly committed youth in a 26-day Wolfcreek Wilderness Experience as a prerequisite for community-based treatment.

The Model Areas Crisis Intervention Program is the only one of the three programs which deals exclusively with status offenders. As the intake level of the system is the designated point of intervention, the majority of youth being served by this project are not committed to the custody of the division.

Eight status offender crisis counselors are located in the Alcovy, Atlantic,



Coweta, Cherokee, Dublin, Dougherty, and Tifton judicial circuits. The counselors are under the direct supervision of the district directors in their area and a status offender consultant located at DYS headquarters in Atlanta.

The primary focus of the crisis counselors is the diversion of the status offender, through the use of family intervention and crisis counseling techniques, from the juvenile justice system. Emphasis is placed on preventing status offenders from being detained.

In fiscal year 1979, 674 status offenders and their families were served through the crisis intervention program at an average cost of \$788 per youth, or \$10 per youth per day carried on an active caseload. The average length of time that a case remained active was 45 days, and the project was successful in diverting 95 percent of the youth it served from secure detention and 99 percent from institutionalization at a center.

## YOUTH DEVELOPMENT CENTERS

Youth development centers (YDCs) are large, residential institutions designed to hold juveniles committed to the Department of Human Resources for delinquent or unruly behavior when community-based placements are not appropriate. Although YDCs are descendants of the juvenile institutions of the early 1900s, their mission was redefined in the 1970s to stress treatment and rehabilitation. The stated purposes of the centers are to provide care for youth in a controlled environment free from external community pressure, and to provide treatment and rehabilitation services so that youth are redirected toward a more responsible and productive role in the community.

Directors of youth development centers are supervised by an institutional program director. The director of each facility is primarily responsible for routine operations and the administration of treatment programs. Overall authority for YDC activities and policy directives comes from the deputy division director, Division of Youth Services. Admission decisions are made by the division's coordinator of admissions who is also directly responsible to the institutional program director.

The four centers, which are located in Atlanta, Augusta, Macon, and Milledgeville, are characterized by an open campus-setting, with youths living in dormitory-style cottages (except for the girls' YDC in Macon where each girl has her own room) of 12 to 30 beds and supervised by houseparents. All YDCs make some provision for secure detention. Except for the Milledgeville YDC which is for older youth, the campuses have no walls or fences. Support services are provided by staff trained in psychology, recreation, medical services, religion, food services, and security. Each institution also has an educational program that offers academic and vocational training.

The centers, operating continuously at full capacity, housed over 2,400 youths in fiscal year 1979. The average length of stay was 6.5 months and the average daily cost per youth was \$31.

TABLE V-14

FISCAL YEAR 1979 GENERAL PROFILE  
YOUTH DEVELOPMENT CENTERS

SOURCE: DIVISION OF YOUTH SERVICES, 1979

Youth Development Center Name/Location	Number Administrative Staff	Number Custodial Staff <sup>1</sup>	Number Treatment Staff <sup>2</sup>	Designed Capacity <sup>3</sup>	Number of Youth Served	Average Daily Population	Average Length of Stay (months)	Annual Operating Budget FY80 <sup>4</sup>
Atlanta Youth Development Center Atlanta, Georgia	8	14	84	105 (boys)	243	106	8.0	\$1,681,308
Augusta Youth Development Center Augusta, Georgia	16	15	185	322 (boys)	971	281	4.9	\$2,116,816
Macon Youth Development Center Macon, Georgia	10	13	100	132 (girls)	373	120	5.8	\$1,906,450
Milledgeville Youth Development Center Milledgeville, Georgia	23	42	222	364 (boys)	851	316	7.2	\$4,408,655

<sup>1</sup>Cooks, maintenance workers.<sup>2</sup>Child care workers, counselors, teachers.<sup>3</sup>Includes units used for special programs; regular cottages stay at full capacity.<sup>4</sup>Includes Title I funds.

#### **RUNAWAY INVESTIGATIONS UNIT — INTERSTATE COMPACT**

The Runaway Investigations Unit was created in 1976 to locate and apprehend runaways from the Division of Youth Services' institutions and community-based programs. The unit also administers the Interstate Compact on Juveniles (1972) which is a reciprocal agreement among most states that provides for the return of escapees and runaways to their home states, and also provides coordination for the transfer of supervision of delinquent and unruly youths who either move into Georgia or are relocated to other states.

The unit is supervised by a unit director who in turn reports to the deputy division director. Although the interstate compact is considered to be an independent program, it is placed within the Runaway Investigations Unit and supervised by the director of the unit.

Legal authority for the unit and the interstate compact program is designated within titles 24-A, 99-2, and 99-34 of the Georgia Code Annotated.

The unit operates statewide in identifying, finding, and transporting youths who have escaped from the custody of the Division of Youth Services. Investigations are also conducted on a nationwide basis. To accomplish these ends, the unit's youth service agents have peace officer powers. Agents also provide other security services and consultation to the division.

The fiscal year 1980 operating budget for the unit was \$324,366, of which \$55,520 was for administering the interstate compact agreement.

## **JUVENILE JUSTICE SERVICES IN THE PRIVATE SECTOR**

## JUVENILE JUSTICE SERVICES IN THE PRIVATE SECTOR

Throughout the state private agencies and organizations sponsor a large variety of programs designed to care for, treat, and have positive influence on troubled youth. The programs have traditionally provided the juvenile courts and the Division of Youth Services both with alternatives to incarcerating youth and with services to youth who are incarcerated. With the advent of the state's participation in the Juvenile Justice and Delinquency Prevention (JJDP) Act, programs sponsored by the private sector are taking on an even greater significance in the state's drive to deinstitutionalize status and appropriate delinquent offenders.

It would be impossible to cover the myriad of services that the private sector offers to and for youth, all of which have at least an indirect impact on the juvenile justice system. For the purpose of relating private sector programming to the juvenile justice system, suffice it to say that there are numerous programs which serve youth in general—including Boy Scouts, Girl Scouts, church groups, Boys' Clubs, Girls' Clubs, Junior Achievement, YWCAs, YMCAs, etc. — and have an indirect diversionary effect on the juvenile justice system. There are also numerous private sector programs — including private psychiatric hospitals, specialized residential treatment facilities, group homes, counseling centers, educational alternatives, and special component projects within such general programs as the Boys' Club and Salvation Army—which are targeted directly at juvenile offenders. They are closely tied in with the operations of the juvenile courts and the Division of Youth Services. Included in the latter group are such special projects as: the two emergency shelter homes sponsored by the DeKalb Junior League and the National Council of Jewish Women, respectively, the specialized foster and group homes jointly sponsored by the Child Service and Family Counseling Center and the Council for Children and the more than 40 privately sponsored residential facilities around the state which accept referrals for placement from the courts and from DYS.

The current trend within the juvenile justice community is to reach out and coordinate more closely with all the existing private sector programs for children and youth. The trend is supported by making funds available to contract for services with private agencies on a per diem basis, in lieu of duplicating the services and facilities with state-operated programs.

## VI. CRIMINAL JUSTICE INFORMATION SYSTEMS

## OVERVIEW

Georgia's Criminal Justice Information System (CJIS) is composed of fifteen separate but interrelated, automated-system projects which are under the control of a number of state and local criminal justice agencies. At the state level the systems include the Georgia Crime Information Center (GCIC) of the Georgia Bureau of Investigation, the Correctional Information System of the Department of Offender Rehabilitation, the State Judicial Information System of the Administrative Office of the Courts, the Management Information System of the Department of Human Resources' Division of Youth Services, and the Statistical Analysis Center of the State Crime Commission. In addition to meeting the particular information needs of their agencies, the systems also contribute criminal justice data to state and national data bases.

The ten local automated criminal justice information systems in Georgia are also designed to provide planning and administrative data to their containing agencies. In addition, because they all have computerized interface with the Georgia Crime Information Center for the exchange of information, they are integral parts of the larger system and share in the state's comprehensive approach to data collection and dissemination.

All of the state level information systems and the majority at the local level were developed initially with federal monies from the Law Enforcement Assistance Administration as part of a nationwide effort to improve the quality and availability of criminal justice information. As system improvements have been realized, state and local funding commitments increased commensurately. Consequently, by the end of fiscal year 1980 all of the criminal justice information system projects in Georgia will be supported entirely by their respective state and local governments.

## CRIMINAL JUSTICE INFORMATION SYSTEMS AT THE LOCAL GOVERNMENT LEVEL

### LOCAL CRIMINAL JUSTICE INFORMATION SYSTEMS

Most of the local information systems were automated in the early 1970s to provide computerized record-keeping support to criminal justice agencies in their service areas. The majority of the systems are operated by city and county data-processing organizations under the direct control of their subscribing criminal justice agencies.

All of the local systems support basic law enforcement operations, and most have working subsystems for court, prosecution, and jail information management activities. In addition, many of the projects are in the process of developing new subsystems and adding agencies to augment their existing information networks.

TABLE VI-1

GENERAL PROFILE  
LOCAL CRIMINAL JUSTICE INFORMATION SYSTEMS

SOURCE: Statewide Criminal Justice Information Systems Survey Conducted by  
State Crime Commission's Statistical Analysis Center, 1979

Criminal Justice Information System Name/Location	Current Applications	Current Sub-System	Criminal Justice Agencies Currently Served
Albany Law Enforcement Information System, Albany	Law Enforcement	GCIC/NCIC Interface (LEDS)	Albany Police Department, Dougherty County Police Department, Dougherty County Sheriff's Office
Atlanta Police Information System, Atlanta	Law Enforcement Court, Jail	GCIC/NCIC Interface (LEDS), Crime Reporting, Traffic Violations and Accidents, Patrol Activity, Computer Aided Dispatch, Arrest Tracking, Court Docketing, Manpower Allocation, Master Name Index	Atlanta Police Department, Bureau of Corrections, Municipal Court
Augusta/Richmond County Criminal Justice In- formation System, Augusta	Law Enforcement Courts, Prosecution Jail	GCIC/NCIC Interface (LEDS), Master Name Index, Complaint- Dispatch, Incident Reporting, Recorders Court and Incident Reporting, Statistical Reporting, Arrest-Booking	Augusta Police Department, Richmond County Sheriff's Office, Recorders Court, District Attorney, Civil Court, Medical College of Georgia, Department of Offender Rehabilitation, Superior Court
Clayton County Criminal Justice Information System, Jonesboro	Law Enforcement Courts, Prosecution	GCIC/NCIC Interface (LEDS), Adult Probation, Address- Dispatch Reporting, Case Management, Court Docketing, Master Name Index	State Court, Solicitor, District Attorney, Clayton County Police Department



TABLE VI-1 (cont'd.)

Criminal Justice Information System Name/Location	Current Applications	Current Sub-System	Criminal Justice Agencies Currently Served
Cobb County Criminal Justice Information System, Marietta	Law Enforcement Courts, Prosecution Jail	GCIC/NCIC Interface (LEDS), On-Line PROMIS, Master Name Index, Jail Reporting, Incident Analysis	Superior Court, State Court, District Attorney, Solicitor, Cobb County Sheriff's Office, Cobb County Police Department, Probation Office, Pre- trial Release
Columbus Area Justice Information System, Columbus	Courts	GCIC/NCIC Interface (LEDS), Crime Reporting, Dispatch Analysis, Case Management, Master Name Index, Personnel Records, Jury Selection, Offense Index	Columbus Police Depart- ment, Muscogee County Sheriff's Office, Fort Benning Provost Marshal
DeKalb County Criminal Justice Information System, Decatur	Law Enforcement Courts Prosecution, Jail	GCIC/NCIC Interface (LEDS), Booking, Arrest History, Inmate Accounting, Computer Aided Dispatch, Traffic Ticket Accounting and His- tory, Crime and Accident Reporting, Business Location File, Property I.D. File, Police Inventory File, Juvenile Court Statistics	DeKalb County Police Department, DeKalb County Sheriff's Office, Superior Court, Juve- nile Court, Records Court, District Attorney, Adult Probation, Decatur Police Department
Fulton County Justice Information System, Atlanta	Law Enforcement Courts Prosecution, Jail	GCIC/NCIC Interface (LEDS), Crime Reporting, Booking, Jury Questionnaire, Calendaring, Case Assignment, Index of Civil and Criminal Cases, Index of subjects and parties related to cases, Jail Accounting	Fulton County Police Department, Fulton County Sheriff's Office, Jail, Fulton County Superior Court

TABLE VI-1 (cont'd.)

Criminal Justice Information System Name/Location	Current Applications	Current Sub-System	Criminal Justice Agencies Currently Served
Middle Georgia Area Criminal Justice Information System, Macon	Law Enforcement Courts Prosecution, Jail	GCIC/NCIC Interface (LEDS), Business Location Files, Incidence Analysis, Crime Reporting, Court Docketing, Manpower Allocation, Jail Accounting, Criminal History	Macon Police Department, Bibb County Sheriff's Office, District Attorney, State Recorders Court, Probation
Savannah Area Law Enforcement System, Savannah	Law Enforcement Courts Prosecution	GCIC/NCIC Interface (LEDS), Master Name Index and Master Data Base, Crime Reporting, Statistical Reporting	Savannah Police Department, Municipal Court, Recorders Court, State Court, Superior Court, District Attorney, Sheriffs of each County

**CRIMINAL JUSTICE  
INFORMATION SYSTEMS AT  
THE STATE GOVERNMENT LEVEL**

## GEORGIA CRIME INFORMATION CENTER

The Georgia Crime Information Center (GCIC) was statutorily created by the Georgia General Assembly in 1973 (Georgia Laws 1973, p. 1301) to serve the information needs of the 3,000 criminal justice agencies in the state.

Initially established as part of the Investigative Division of the Department of Public Safety, GCIC was separated, along with the other divisions of the Georgia Bureau of Investigation, in 1974. In the original legislation of 1973, a GCIC Advisory Council was established to set policy on the development and operation of the center. In 1979, however, when the council was abolished, its functions were transferred to the Board of Public Safety.

The chief executive officer of GCIC, who is also the director, is appointed by and serves at the pleasure of the director of the Bureau of Investigation. GCIC is headquartered at 959 East Confederate Ave., Atlanta.

Legal authority for the center is specifically designated within titles 92A-30 and 40-35217 of the Georgia Code Annotated.

GCIC is primarily responsible for the development and operation of four of the major subsystems of the state Criminal Justice Information System:

1. the Law Enforcement Data System (LEDS). LEDS provides criminal justice agencies with rapid access to information on wanted or missing persons, stolen vehicles, stolen property, and drivers' licenses.
2. the Automated Identification System/Computerized Criminal History (AIDS/CCH). The main purpose of the AIDS/CCH system is to provide criminal justice agencies with positive identification of suspects as well as a record of their prior criminal involvement. The system is also used to validate applications for employment and various types of licenses. Presently, over 500,000 fingerprint records are on file, and at least 210,000 criminal histories are in the active records.
3. the Uniform Crime Reporting System (UCR). The UCR system provides the data base for Georgia's crime reporting program on offenses, arrests, clearances, and the assault or killing of law enforcement officers. Under the system, data are regularly collected from over 400 law enforcement agencies in the state for publication in monthly and yearly summaries.
4. the Offender Based Tracking System (OBTS). Presently under development, OBTS will produce planning and management information on offenders as they move through the criminal justice process from arrest to final disposition.

The GCIC network also has interface with identification, criminal history, and other criminal justice files of the FBI's National Crime Information Center, which gives Georgia's criminal justice agencies computerized access to the national Criminal Justice Information System.

Access to and dissemination of information is handled primarily through GCIC's communications network which controls over 300 computer termi-

nals located in agencies throughout the state. The modification and release of criminal history records and other information are strictly controlled by both federal and state privacy and security regulations. Data are further protected through special computer programs and by an electronic lock system.

The Georgia Crime Information Center has a staff of 95: 4 administrators, 24 computer personnel, 19 fingerprint specialists, 45 clerks and secretaries, and 3 field representatives-technical assistants. The operating budget for fiscal year 1980 was \$3,604,948.

## CORRECTIONAL INFORMATION SYSTEM

The Correctional Information System (CIS) was created by the Department of Offender Rehabilitation (DOR) in 1973 to develop a current and comprehensive correctional data base, which would meet the particular information requirements of DOR, the state Criminal Justice Information System, and the national correctional statistics program.

As CIS is under the control of the System Development Section of DOR, project staff are located in DOR's administrative headquarters at 800 Peachtree St., Atlanta.

The Correctional Information System is designed primarily for the routine production of statistical reports which assist in management and planning decisions. The CIS is also used to conduct a wide variety of correctional research projects. Accordingly, it is built around two major systems areas which coincide with department activities: administrative support systems and offender based systems. These data bases currently contain information on such topics as institutional admissions, characteristics and backgrounds of offenders, disciplinary actions taken, payment of fines and restitution, and probation and parole caseload analyses. In addition, the data bases are continuously expanded to include pertinent data on offenders and department operations.

Computerized files are protected by such user-identification requirements as passwords. In addition, some files are stored with inmates' names in scrambled form.

The Correctional Information System project has a staff of five professionals trained in computer programming and statistical analysis, and one secretary. For general data processing tasks additional clerical support is available from other sections of the department. The fiscal year 1980 operating budget was approximately \$469,000, of which \$300,000 was for computer services.

## MANAGEMENT INFORMATION SYSTEM

The Management Information System (MIS) was created by the Department of Human Resources in 1974 to provide information—in support of planning, management, and research activities—on juveniles under the supervision and care of the department's Division of Youth Services (DYS).

As MIS is under the control of the Research Unit of DYS, project staff are located in DYS's administrative headquarters at 618 Ponce de Leon Ave., Atlanta.

The major component of MIS's data base, the Commitment Tracking System, collects demographic, offense, and outcome data on juveniles committed to the custody of DYS. Other system components include (1) the detention data base of information on the social-biographical characteristics and placements of juveniles in secure and nonsecure detention programs, (2) the special programs data base of information on status or unruly offenders, and (3) the community program data base of records of juveniles placed on probation or in community-based programs. Computerized files are protected by passwords and other user requirements.

The MIS project has a staff of ten: a director, four programmer-analysts, four data entry clerks, and one secretary. The operating budget for fiscal year 1980 was approximately \$250,000.

## STATE JUDICIAL INFORMATION SYSTEM

Created in 1973 by the Administrative Office of the Courts (AOC) to improve the operation of Georgia's judicial system, the State Judicial Information System (SJIS) provides all levels of the courts with necessary management and planning data, and as well supplies court statistics to the state and national Criminal Justice Information System programs.

As an integral part of AOC's organization, the State Judicial Information System is housed with other AOC staff at 84 Peachtree St., Atlanta.

Due to a variety of budgetary and programmatic limitations, the planned statewide expansion of the State Judicial Information System has been suspended in favor of system maintenance activities. Currently, the SJIS staff is primarily responsible (1) for providing computerized support to AOC's caseload and court management information collection project and (2) to lending technical assistance to local courts interested in developing their own information systems. The SJIS staff has collateral responsibility for developing a computerized system model for tracking juveniles as they move through the juvenile justice system from arrest to commitment.

The project is staffed by a systems analyst and data entry clerk. Its operating budget for fiscal year 1980 was approximately \$65,000.

## STATISTICAL ANALYSIS CENTER

The Statistical Analysis Center (SAC) was created in 1974 to coordinate the developing body of criminal justice statistics with the information systems program and to produce analytic reports on the nature and extent of crime problems.

As an integral part of the Planning and Evaluation Division of the State Crime Commission, the center is located with commission staff at 3400 Peachtree Rd., Atlanta.

SAC functions primarily as a clearinghouse for statistics and research and as a research-production center for reports about crime and the operation of the criminal justice system. It also provides technical assistance to users of statistics.

The center is staffed by a director, a computer programmer, and a secretary. Its fiscal year 1980 operating budget was approximately \$90,000.

## **VII. SYSTEMWIDE CRIMINAL JUSTICE PLANNING**

### **OVERVIEW**

Criminal justice planning in Georgia, and in almost every state, is for all practical purposes a new phenomenon. Its origins date to the passage in 1965 of the federal Law Enforcement Assistance Act, under which a national program was established to assist the states in the area of law enforcement. Subsequently, the idea for a system of common goals—in law enforcement, the courts, corrections, and in the control of juvenile crime—was developed by the 1967 President's Commission on Law Enforcement and Administration of Justice. In its advocacy of a system of coordinated planning, as the means of achieving common goals the commission recommended that "in every state and every city, an agency of one or more officials should be specifically responsible for planning improvements in crime prevention and control and encouraging their implementation."

With the passage in 1968 of the federal Omnibus Crime Control and Safe Streets Act, many of the commission's recommendations became law. None received greater emphasis in the omnibus act than planning. Essentially, the act established a federal program of assistance to state and local governments through a newly created federal Law Enforcement Assistance Administration (LEAA). As a condition of eligibility for the receipt of funds, LEAA required each state to establish a state criminal justice planning agency that would develop and submit to LEAA an annual comprehensive plan detailing how, or for what purposes, the funds were to be spent. One of the provisions of the act that was intended to ensure the responsiveness of state plans to local government needs was the requirement that 40 percent of all monies allocated to a state be made available to units of local governments, or combinations of such units. As a consequence of this provision, large metropolitan governments and regional planning units (area planning and development commissions) developed criminal justice planning capabilities.

Coupled with the passage of the Juvenile Justice and Delinquency Prevention Act of 1974, subsequent amendments to the Omnibus Crime Control Act—in 1973, 1976, and 1979—extended federal financial assistance while continuing to stress the need for planning by making it a condition for the receipt of assistance. Indirectly, these amendments led to a stronger emphasis on planning within the components of the system—law enforcement, courts, corrections, juvenile justice—and at the local government level of the larger metropolitan areas. Realistically, the major interests of the components appear to have been the acquisition of federal funds and the planning of their expenditure, rather than criminal justice planning per se. In effect, system components and the larger cities and counties were protecting their interests—they wanted their "fair share" of federal funds and a strong voice in expenditure. Consequently, planning units and capabilities sprang up within major state agencies responsible for the functions of corrections, the courts, law enforcement and the juvenile justice system. Consistent with the predominantly local nature of the law enforcement function, some larger local police agencies established their own planning units or became more closely involved with criminal justice planning units in municipal or county planning agencies.

Since virtually all the units were created by LEAA funding, the types of planning capabilities which have evolved in Georgia, and across the nation, have at least one common trait. Their primary activity has centered around planning for the expenditures of these funds—often to the point that some units became enveloped in the exercise of grant administration. Gradually, some of the planning units have been able to divorce the functions of planning from those of grant administration. As a general rule, the units that appear to have carved out a significant role for the future are those whose agenda is concerned with a specific system component. Conversely, the agencies or units whose agenda has centered on grant administration now have a more tenuous role, one that is closely tied to the availability of federal funds.

Georgia's efforts at criminal justice planning have not yielded a completely systematic, all-encompassing, coordinated approach to the control of crime in the state. Considering the brief existence of criminal justice planning, however, its contributions have been remarkable. First, it has developed an understanding of the interdependency of the various agencies, components, and levels of government which comprise the criminal justice system in Georgia, more fundamentally, it has identified and underscored the fact that a criminal justice system *exists*. Second, it has led to information-oriented operations—particularly within components of the system that encourage decisionmaking on the basis of sound information in the areas of goalsetting, evaluation, performance measurement, analysis, and other efforts integral to the planning process. Third, it has generated a considerable technical assistance effort by enabling criminal justice planning units to take the step from “you should” to “let me show you how.” This contribution has been crucial to the assurance of day-to-day practical application of new methods and programs. Fourth, it has professionalized both the system and its practitioners by giving them a new and wider ranging visibility. Finally, criminal justice planning has developed innovative improvements and programs—mainly as a result of federal funds—that have become integral parts of the system and have provided greater flexibility in the reexamination of outmoded methods and in the capacity to reform, to experiment, and to adapt to the future.

This chapter presents a summary of the major criminal justice planning efforts at the state, regional, and local levels of government. Smaller planning units within local and state agencies have not been included. Although such units have created—and will surely continue to create—a strong information base on which to guide the goal-oriented decisions that enhance their agencies' performance and that of the entire criminal justice system. With the exception of the planning capabilities of Georgia's courts which are covered in Chapter III, the focus here will be on those planning resources which have an appreciable impact either on the whole system or on one of its major components.

## **CRIMINAL JUSTICE PLANNING AT THE REGIONAL AND LOCAL LEVELS OF GOVERNMENT**



## AREA PLANNING AND DEVELOPMENT COMMISSIONS

Georgia's area planning and development commissions (APDCs) began to evolve in the early sixties in the form of joint county and/or municipal planning commissions. Their development was a response to the needs of various state and federal planning requirements: (1) to overcome, at the local level, the lack of trained, technically qualified staff capable of assuring the full participation of local governments in all areas of federal financial assistance and (2) to provide planning and technical assistance to local governments in all areas of governmental services. Consistent with legislation passed by the 1970 General Assembly creating their boundaries, a total of 18 APDCs emerged throughout the state representing various sets of contiguous counties and their municipalities.

Although APDCs are authorized by state law to provide criminal justice technical assistance to local governments, their primary and initial involvement in criminal justice planning was a direct outgrowth of the federal Omnibus Crime Control and Safe Streets Act of 1968. Under the act, states were required to establish state criminal justice planning agencies, to prepare a state criminal justice plan, and to administer federal Law Enforcement Assistance Administration (LEAA) funds. In order to assure that the state plan would respond to local government needs and to involve units of local government in criminal justice planning, the act additionally required that 40 percent of all planning monies allocated to state planning agencies be made available "to units of general local governments or combinations of such units." These combinations became known as regional planning units (RPU's).

In implementing LEAA requirements, the State Crime Commission (SCC) decided to use the APDCs as regional planning units by providing them funds for the hiring of criminal justice planners. Working with local criminal justice officials, the planners then secured LEAA funds for needed improvements in criminal justice agencies within their respective regions. To comply with the federal act, criminal justice advisory boards were appointed to guide their efforts.

Until 1977, the State Crime Commission made an annual planning grant to every commission. Under the award, each APDC was required to maintain at least one full-time criminal justice planner, whose responsibilities were (1) to prepare an annual regional criminal justice plan for submission to the SCC and (2) to carry out grant writing and project administration tasks within their region. In 1977, the SCC changed this approach to regional planning by discarding the planning grant procedure and in its place instituted planning services on a contract basis. Under the contract, APDCs agreed to perform the designated planning, project monitoring, data collection, and criminal justice services that were necessary to fulfill the regional planning requirements of the 1976 federal Crime Control Act (the third major revision of the omnibus act of 1968).

The move to contract services was highly significant because it coincided with a steady decline in the late seventies in the amount of federal planning monies granted to the state and, consequently, to the APDCs. The decrease reached the point where many APDCs, no longer able to maintain a full-time criminal justice planner, were prompted into using service contracts. Today,

many APDCs perform regional planning activities without having to devote one person solely to that activity.

General policy for the APDC is set by a supervisory board that is appointed by the governing bodies in the counties and municipalities which have joined the APDC. The chief executive officer of the APDC is also the executive director. In each APDC, criminal justice planning activities are guided by an advisory board, whose membership under federal law includes representatives of all criminal justice components, as well as citizen, professional, and community organizations, and an ultimate composition of a majority of local elected officials.

While some APDCs continue to maintain full-time criminal justice planning staff members, a majority of the planners are assigned additional responsibilities in other program areas. As a general rule, the planners are selected either by the executive director or the division director in which the criminal justice function is housed. Staff for each APDC are headquartered in facilities located in one of the larger municipalities within each APDC region.

General legal authority for the APDCs is designated in titles 40-2917 through 40-2929 of the Georgia Code Annotated. Authority for criminal justice technical assistance is found in Title 40-2920.1. For criminal justice planning, authority is derived from interpretations of both the federal Justice System Improvement Act of 1979, Public Law 96-157, and its predecessor, the federal Crime Control Act of 1976.

Because criminal justice planning has been closely bound with and guided by federal legislation governing the LEAA grant program, APDC planning efforts have been largely of a grants administration nature. Historically, these efforts have been gradually reduced, from an initial concern for detailed, systemwide plans for federally funded regional improvements—which impacted policy and budget decisions regarding the region's criminal justice services—to a concentration on the more loosely coordinated tasks of data collection, grant solicitation and writing, and project monitoring and administration. This reduction in effort has been almost solely attributable to reductions in LEAA funds.

The future of APDC criminal justice planning efforts is greatly dependent on the fourth major revision of the Justice System Improvement Act of 1979 (originally the federal omnibus act of 1968). Coupled with further reductions in federal criminal justice assistance funds, this act has essentially abandoned the original concept of regional criminal justice planning units in favor of single units, or combinations of local governments who meet the requirements of a formula based on population, and nonfederal criminal justice expenditures. While the act continues the opportunity for APDCs to conduct criminal justice planning, it ultimately is more supportive of large single units of governments due to federal funding reductions. In essence, the responsibilities of "single units or combinations" (now known as entitlement jurisdictions) have been expanded at a time when funding has been substantially reduced. In the absence of additional federal, state, or local support, the economic feasibility of all but the largest local governments or APDCs in large metropolitan areas continuing criminal justice planning efforts is highly questionable.

Area planning and development commissions are financially supported by a variety of federal grants and by state budget appropriations which are termed as state grants to APDCs. State grants to APDCs during fiscal year 1980 amounted to \$1,350,000. Funds provided to APDCs for service contracts administered by the State Crime Commission in support of criminal justice planning efforts totaled \$523,200 in fiscal year 1980.



## COUNTY AND MUNICIPAL CRIMINAL JUSTICE PLANNING

When the concept of planning was first formalized by the creation of local boards and commissions in the 1940s, early efforts of counties and municipalities in Georgia were limited to zoning and land use. In 1957 the General Assembly, noting the rapid development of the concept, authorized planning for all governmental services. By the seventies, many larger municipal and county governments maintained local, independent planning commissions, or departments, whose preparations for physical, social, and economic community growth implicitly established future directions for public health, public safety, and other basic governmental services.

Criminal justice planning emerged strongly in the state's largest counties and municipalities in 1971. That year the federal Omnibus Crime Control Act of 1968 was amended by the requirement that the state criminal justice planning agency (State Crime Commission) provide LEAA planning funds to major cities and counties that requested financial assistance. In Georgia, the impact of the amendment was limited to the city of Atlanta and DeKalb County, where criminal justice planning efforts have since been dependent on federal grant administration. In subsequent amendments to the omnibus act of 1968, both jurisdictions have preserved their entitlement to LEAA planning funds. Currently, both maintain contracts with the State Crime Commission for such criminal justice planning services as data collection, grant writing, and project monitoring. The contracts are similar to those maintained with area planning and development commissions (APDCs).

Apart from DeKalb and Atlanta, criminal justice planning capabilities at the local level are rare. Those that do exist are oriented more toward law enforcement than criminal justice. Located only in the larger counties and municipalities and generally initiated with federal LEAA funds, the planning units are contained in major law enforcement agencies and public safety departments, as well as in county and city planning departments. Their primary functions, are federal grant solicitation and management and/or a wide variety of administrative tasks. Because of a strong local commitment to criminal justice planning, such jurisdictions as the Chatham/Savannah area, engage in more traditional planning activities than federal grant solicitation and management, however; these few jurisdictions are the exception to the rule.

General legal authority for county and municipal planning efforts is designated in Title 69-12 of the Georgia Code Annotated. Authority for criminal justice planning is derived from interpretation of the fourth major revision of the federal Omnibus Crime Control and Safe Streets Act of 1968, the Justice System Improvement Act of 1979, Public Law 96-157—December 27, 1979.

As its history indicates, criminal justice planning by county and municipal governments basically has been a product of the federal LEAA program and related federal legislation. Consequently, planning at the local level of the state's most populous cities and counties has most frequently meant pursuit of federal monies and administration of their expenditure. Smaller local governments have found it more efficient to conduct criminal justice planning on a regional basis through the APDCs.

The future of criminal justice planning in large counties and cities, much like the past, is dependent on federal criminal justice assistance funding levels. While the Justice System Improvement Act of 1979—the most recent revision of the 1968 omnibus act—evidences a clear commitment which might lead to an unprecedented planning effort in cities and counties additional to Atlanta and DeKalb, current proposals of reduced federal funding levels could result, in the absence of additional state or local support, in the elimination of existing planning efforts.

Municipal and county planning agencies are funded by a combination of federal, state, and local funds to support a wide variety of planning functions. During fiscal year 1980, federal monies awarded to the City of Atlanta and DeKalb County, through service contracts with the State Crime Commission for criminal justice planning amounted to \$31,750.

**CRIMINAL JUSTICE PLANNING AT  
THE STATE GOVERNMENT LEVEL**

## STATE CRIME COMMISSION

The Omnibus Crime Control and Safe Streets Act of 1968 established a program of federal financial assistance to state and local governments in the area of criminal justice. In order to receive financial assistance under the act, states were required to create a state criminal justice planning agency (SPA) that was designated by the governor and subject to his jurisdiction. To oversee the agency's activities, the act additionally required the governor to appoint a supervisory board, composed so as to assure the agency's responsiveness to the various components of the criminal justice system and to local governments. The SPA was to administer and plan for the expenditures of federal funds which were received primarily by submitting annual comprehensive criminal justice plans to the federal Law Enforcement Assistance Administration (LEAA).

To assure Georgia's participation in the program, Governor Lester Maddox designated by executive order, in December 1968 the State Planning and Programming Bureau in the Governor's Office to serve as Georgia's SPA. He also created the Planning Board on Crime and Juvenile Delinquency Prevention to oversee the bureau's development and implementation of the state's comprehensive plan. In May 1971, the planning board was recreated as the State Crime Commission. In 1972, the commission was attached to the Department of Community Development for administrative purposes, with functions formerly performed by the State Planning and Programming Bureau transferred to the commission. While amendments to the federal law caused several changes in the membership of the commission and its staff in the ensuing years, the commission continued to function as the state's central criminal justice planning agency reporting directly to the governor.

In 1976, following the reorganization of the Department of Community Development into two bureaus, the commission was first administratively attached to the Bureau of Community Affairs and subsequently to the Department of Community Affairs (which evolved out of the bureau). Consistent with the mandate of the Crime Control Act of 1976—the second revision of the Omnibus Crime Control and Safe Streets Act—the State Crime Commission was made a statutory agency by the 1978 General Assembly's passage of the Criminal Justice Planning and Coordination Act of 1978. Language in the legislation specified that the existence of the commission was conditioned on continued financial assistance from LEAA and/or the Office of Juvenile Justice and Delinquency Prevention (OJJDP) created by the federal JJDP Act of 1974.

The State Crime Commission currently has 25 members who are appointed like its chairman by the governor. The composition of the commission, however, is largely guided by federal law which specifies equal representation from each of the state's criminal justice system components, certain ex-officio members, representation of local governments, and representatives from the public at large. The chief executive officer of the State Crime Commission is appointed by and serves at the pleasure of the governor. The commission's staff of 30 full-time employees is headquartered at 3400 Peachtree Rd., Atlanta.

Legal authority for the State Crime Commission is designated in Title 40-42 of the Georgia Code Annotated and Public Law 96-157—December 27, 1979—the Justice System Improvement Act of 1979.

Since its inception, the commission has been responsible for the administration of nearly \$100,000,000 in LEAA and JJDP grants. In developing the state's comprehensive criminal justice plan for submission to LEAA, the commission, within specified federal guidelines, identifies and documents the major problems confronting Georgia's criminal justice system and establishes remedial Annual Action Programs. The action programs are implemented by state and local criminal justice agencies who apply to the commission for funds to carry out projects consistent with the objectives of the action programs.

The major responsibilities of the commission and its staff in administering federal grants are (1) preparation, development, revision, and approval of statewide comprehensive criminal justice plans; (2) submission of grant applications to LEAA and OJJDP on behalf of Georgia; (3) definition, development, and revision of comprehensive assistance to projects and programs under the plan; (4) publication and encouragement of participation in LEAA/OJJDP grant programs; (5) review of grant applications followed by approval or rejection; (6) audit of expenditures and monitoring of progress under LEAA/OJJDP grants to state and local governments; (7) encouragement and coordination of regional and metropolitan area planning efforts; (8) coordination of Georgia's criminal justice plan with related state and federally supported programs; (9) collection of statistics and other data relevant to criminal justice in Georgia; (10) definition of data requirements necessary for complete, effective analysis of Georgia's crime problems; (11) evaluation of LEAA/OJJDP funded programs in Georgia; and (12) provision of technical assistance and services for programs contemplated by Georgia's criminal justice plan.

In addition to activities required of the crime commission as a condition for the receipt of federal funds, the staff engages in other significant activities to support the state's criminal justice system and its crime control efforts. These activities include (1) serving in an advisory capacity to the governor on issues impacting Georgia's criminal justice system, (2) assisting in preparation of criminal justice legislation for the governor, (3) analyzing criminal justice legislation for the governor's executive counsel during the legislative session, (4) publishing analyses of criminal justice legislation following the session, (5) publishing the *Georgia Criminal Justice Book: A Guide to Criminal Justice Agencies and Activities in Georgia*, (6) coordinating the Governor's Biennial Conference on Criminal Justice, (7) serving as a statewide clearinghouse for criminal justice information, and (8) coordinating high visibility criminal justice projects with a statewide impact which cross traditional system component lines.

The work of the commission is carried out by four major advisory committees: the Law Enforcement Advisory Committee, the Courts Advisory Committee, the Corrections Advisory Committee, and the Juvenile Advisory Committee. The Juvenile Advisory Committee and the Courts Advisory Committee also serve as liaison between the commission and larger committees outside of the commission, which are mandated by federal law. The

Juvenile Advisory Committee maintains liaison with the Juvenile Justice and Delinquency Prevention (JJDP) Committee, and the Courts Advisory Committee maintains liaison with the Judicial Planning Committee (JPC). The JJDP Committee is staffed by commission personnel, while the JPC is staffed independently. (Note: the JJDP Committee is considered separately in this chapter; the JPC, in Chapter III).

The commission's staff is organized into three major divisions: Administration, Planning/Evaluation, and Financial/Audit. Additionally, since 1974, the staff has maintained a Statistical Analysis Center to produce descriptive and analytical reports for the state's criminal justice community on the nature and level of crime. Currently, the center functions as part of the Planning/Evaluation Division.

During fiscal year 1980, the State Crime Commission received \$560,555 in state appropriations and \$8,773,151 in federal grant monies to support criminal and juvenile justice improvement activities throughout the state. The operating budget for the commission, the JJDP Committee, and their staff was \$892,750.

## GENERAL GOVERNMENT AND PROTECTION OF PERSONS AND PROPERTY DIVISION OFFICE OF PLANNING AND BUDGET

The Executive Reorganization Act of 1972 combined the former Bureau of the Budget and Bureau of State Planning and Community Affairs into the newly created Office of Planning and Budget (OPB). OPB was established within the Office of the Governor to provide assistance in the development of the state budget through policymaking guidance in determining both long- and short-range plans and management policies. In addition, OPB is charged with meeting the needs for state coordination among governmental units and for technical assistance to state agencies. Originally, the major divisions of OPB included a planning and a budget division. In 1977, as the result of an internal reorganization of OPB, the staff was divided among four divisions to reflect the major program areas of state government. The divisions were (1) Educational Development, (2) Physical and Economic Development, (3) Human Development, and (4) General Government and Protection of Persons and Property (GGPPP). Responsibilities of the third and fourth divisions are related to state-level criminal justice activities. The activities of the Human Development Division are concerned with the juvenile justice area, and the GGPPP Division works with the state's major criminal justice agencies and programs.

The GGPPP division director is the chief officer of the division. He is appointed by and serves at the pleasure of the director of the Office of Planning and Budget, who is appointed by and serves at the pleasure of the governor. The staff of the GGPPP Division is headquartered at 270 Washington St., Atlanta.

Legal authority for OPB and its divisions is designated in titles 40-4 and 40-3539 through 40-3545 of the Georgia Code Annotated.

Like all "program area" divisions within OPB, the GGPPP Division, as staff to the governor, has certain broad responsibilities. Generally, these include issue analysis, policy planning and advisement, preparation of the governor's Annual Policy Statement, legislative analysis, review and analysis of state agency budget requests, assistance in developing the governor's budget recommendation for state agencies, preparation of the financial and program performance components of the governor's Annual Budget Report, administration and execution of state agency budgets, review of state-level A-95 applications for federal grants, coordination of and participation in interagency studies, and preparation of correspondence and speeches for the governor. The GGPPP Division performs these functions for both general government and criminal justice/protection of persons and property activities and agencies.

Relative to criminal justice planning, the division's work corresponds to the above responsibilities as they relate to the state's major criminal justice agencies and their various administrative attachments, as well as the overall role of the state's executive branch in the criminal justice system of Georgia. More specifically, GGPPP performs budget analysis and policy planning in relation to the Department of Public Safety, the Georgia Bureau of Investigation, the State Crime Commission, the Department of Offender Rehabili-



tation and the Law Department. On a more informal basis, GGPPP reviews budget requests of the judicial branch of state government. The ultimate role of the unit is to advise on and to establish policy directions for the governor in the criminal justice area and to execute these directions.

To accomplish its objectives in the criminal justice area, the division employs a team approach which utilizes the services of planning and budget specialists and is complemented by the staffs of OPB's Intergovernmental Relations (IGR) Division, Management Review Division (MRD), and Facilities Management Division. The IGR Division provides input on federal programs and legislation impacting criminal justice. MRD coordinates managerial assistance to and conducts management studies of all state agencies, including criminal justice agencies, on a request basis. The Facilities Management Division provides technical advice regarding the development, operation, and maintenance of state facilities, including such criminal justice facilities as correctional institutions.

Relative to juvenile justice, the same functions performed by the GGPPP Division in the criminal justice area are performed by the Human Development Division inasmuch as this division conducts budget analysis and policy planning related to the state government's primary juvenile justice agency, the Department of Human Resources' Division of Youth Services.

The GGPPP Division maintains a total staff of 11. The total operating budget for fiscal year 1980 was \$316,283.

## PLANNING AND BUDGET SECTION DEPARTMENT OF OFFENDER REHABILITATION

Significant research, planning, and evaluation capabilities were first established in the Department of Offender Rehabilitation (DOR) in 1972. Initially, and for the first several years of their existence, these functions were funded entirely by federal grants from LEAA. The original focus was on the evaluation of correctional rehabilitation efforts, which was a reflection of the nationwide interest in the field of corrections. Later, concern and attention were directed to solicitation and management of LEAA grants to support other departmental programs. By the late seventies, however, DOR's research, planning, and evaluation efforts had developed a considerably broader perspective that centered on information production to guide the department's major decisions impacting the future. Also included were the development of departmental master plans and the implementation and refinement of a performance budgeting system. As these efforts assumed an integral role in the department, activities in research, planning, and evaluation were gradually shifted from federal to state funds to ensure the permanence of this role.

Since their inception in DOR, the functions of research, planning, and evaluation have undergone a variety of organizational changes, including the separation of planning from research and evaluation. All of the activities, however, have always been performed as administrative support functions to the operational components of DOR. Currently, by virtue of an internal reorganization in November 1979, the planning function is contained in the department's planning and budget section within the Division of General Services Administration. This placement reflects the department's commitment to a strong interrelationship between planning and budgeting a performance budgeting system, and budget in accordance with the department's master plan.

Planning efforts of the section are headed by a director, who is appointed by the commissioner of Offender Rehabilitation and assisted by a five-member professional planning staff. The director reports to the deputy commissioner of the Division of General Services Administration. The section is headquartered at DOR's central office located at 800 Peachtree St., Atlanta.

Legal authority for the section is generally designated within the powers of the commissioner as codified in titles 77-305 and 77-504a of the Georgia Code Annotated.

The planning staff of the section as support to the operational components of DOR, collects and synthesizes information from these components and from such support functions as research, evaluation, and facilities engineering. The information is then applied to the development of the department's master plans, annual budget requests, and strategies which address issues confronting the department on an on-going basis.

Funds for operating the Planning and Budget Section are appropriated to the department's General Administration and Support Budget Activity. During fiscal year 1980, this activity had a total operating budget of \$4,929,558. Approximately 5 percent of this amount was devoted to the Planning and Budget Section.

**ADVISORY COMMITTEE ON  
JUVENILE JUSTICE AND DELINQUENCY PREVENTION  
STATE CRIME COMMISSION**

The origin of the Advisory Committee on Juvenile Justice and Delinquency Prevention (JJDP) is basically attributable to the federal Juvenile Justice and Delinquency Prevention (JJDP) Act of 1974, under which administration at the state level is the responsibility of the State Crime Commission. The JJDP act provided for an intensified, coordinated federal effort to counter juvenile delinquency and youth-related problems, essentially through a new program of federal financial assistance to state and local governments in the area of juvenile justice. Like the omnibus crime control and safe streets act, JJDP required states, as a condition of receipt of assistance, to meet certain requirements and perform certain activities. Prior to this act, federal assistance programs in this area existed via the Juvenile Delinquency and Prevention Control (JDPC) Act of 1968 and the Omnibus Crime Control and Safe Streets Act of 1968, with a resulting confusion between the roles of the respective federal agencies charged with their implementation—the Department of Health, Education and Welfare (HEW) and the Law Enforcement Assistance Administration (LEAA). While the JJDP Act of 1974 briefly extended assistance under the JDPC Act and continued LEAA juvenile justice assistance under the omnibus act, it also sought to eliminate duplication and confusion by creating within LEAA an Office of Juvenile Justice and Delinquency Prevention (OJJDP). Additionally, it placed new requirements on states requesting financial assistance under its provisions.

Major requirements for states' participation in the JJDP program and for receipt of JJDP funds included a mandate for the state's criminal justice planning agency (State Crime Commission) (1) to prepare a plan, for submission to LEAA/OJJDP, detailing the planned expenditure of JJDP funds and (2) to administer funds awarded to the state under that plan. In addition, participating states were required to commit to and assure compliance with the overriding objectives of the JJDP Act: the development of alternatives to incarceration of juvenile offenders and the deinstitutionalization of juvenile status offenders, i.e., truants or runaways.

In July 1975 the state of Georgia decided to participate in the JJDP program; on December 11, 1975, the governor issued an executive order creating the Advisory Committee on Juvenile Justice and Delinquency Prevention (JJDP), thereby complying with the final preliminary requirement for state participation in the JJDP program. Specifically, the requirement called for gubernatorial appointment of an advisory committee on JJDP to advise the state's criminal justice planning agency and its supervisory board (State Crime Commission), and to participate in the development and review of the state's juvenile justice plan prior to its submission to the State Crime Commission for final approval. Subsequent executive orders—the latest as recent as October 16, 1979—have provided for the replacement of vacancies on and the re-creation of the JJDP Committee.

In accordance with federal law, the committee is appointed by and serves at the pleasure of the governor and is composed of not less than 21 nor more than 33 members with training, experience, or special knowledge concerning the prevention and treatment of juvenile delinquency or the

administration of juvenile justice, who are representative of a wide range of groups and interests specified in the JJDP act. The committee chairperson is designated by the governor. Staff support is provided by four juvenile justice staff members of the State Crime Commission who are located at 3400 Peachtree Rd., Atlanta.

Legal authority for the JJDP Committee is specified within the governor's Executive Order of October 16, 1979; Part B, Section 223 (a) (3) of the Juvenile Justice and Delinquency Prevention Act of 1974, as amended (Public Law 93-415, 88 Stat. 1109, 42 U.S. Code sec. 5601 (et. seq.) and, in general, in Title 40-42 of the Georgia Code Annotated.

According to federal law, the State Crime Commission has sole responsibility for preparing the state's Juvenile Justice and Delinquency Prevention Plan and for administering the federal funds awarded for the plan. The basic role of the committee, that of oversight in the preparation and administration of the plan, is advisory only and is not binding on the State Crime Commission or its staff.

The committee is authorized to make advisory recommendations to the commission, the chairman, and the administrator regarding (1) the improvement and coordination of existing juvenile services, (2) the identification of Georgia's juvenile problems and needs, (3) the establishment of priorities for juvenile justice and delinquency prevention, (4) the development of new programs to meet the needs and priorities identified, (5) the allocation of JJDP act funds for new programs, and (6) the actions required to assure Georgia's compliance with all requirements of the JJDP act. Additionally, the committee is authorized to advise the governor and the General Assembly on juvenile justice matters, as requested; to review and comment on JJDP grant applications submitted to the State Crime Commission; and to assist in monitoring Georgia's compliance with the requirements of the JJDP act.

The work of the committee is carried out by subgroups which are appointed by the chairperson as necessary. Like the full JJDP Committee, the groups are staffed by juvenile justice specialists on the State Crime Commission staff. Liaison with the State Crime Commission supervisory board is maintained through a standing Juvenile Advisory Committee of the State Crime Commission, which is composed of individuals who are members of both the JJDP Committee and the State Crime Commission.

The activities of the JJDP Committee are funded by a portion of federal and state appropriations made to the State Crime Commission. During fiscal year 1980, this portion amounted to \$103,701.



**CONSULTING SERVICES SECTION—CITY/COUNTY MANAGEMENT  
AND CRIMINAL JUSTICE UNIT  
DEPARTMENT OF COMMUNITY AFFAIRS**

In 1970, when the Bureau of State Planning and Community Affairs (BSPCA) was created, it was generally charged with the responsibility of providing planning and technical assistance to local governments. In 1975 the Bureau of Community Affairs—which evolved out of BSPCA as a division of the Department of Community Development—sought the establishment of a specific technical assistance capability in the area of criminal justice. The Bureau requested LEAA funds from the State Crime Commission to initiate such an effort because of (1) the decentralized, autonomous nature of local law enforcement agencies and their lack of comprehensive resources and expertise and (2) the absence of a centralized effort in the state to provide special assistance to these agencies in administrative functions peculiar to law enforcement. The requested funds were granted in 1976. The BCA's criminal justice technical assistance unit was maintained in the bureau's Technical Assistance Division until 1977 when the Bureau became the Department of Community Affairs. The unit was transferred from federal to state funds in 1978; later the division established a Consulting Services Section and consolidated its city/county management and criminal justice technical assistance capabilities into one unit. The division also provides more generalized assistance capabilities in the areas of fiscal and personnel management, complementing its efforts in the criminal justice area.

The unit is headed by a chief and includes three criminal justice professionals. The chief is selected by the commissioner of DCA on a competitive merit basis and reports to the director of the Technical Assistance Division, who is selected by and serves at the pleasure of the commissioner. The unit is currently headquartered at 32 Peachtree St., Atlanta.

Legal authority for the unit is generally designated in titles 40-2905, 40-2916, 40-2936, and 40-2939 of the Georgia Code Annotated.

The criminal justice assistance capabilities of the unit are unique in relation to the criminal justice planning activities conducted elsewhere in the state. Their concerns are not with federal grant administration, or tied to federal assistance legislation; nor does the unit particularly generate or collect information for use in plan development/preparation, budget preparation, or issue resolution. Rather, capabilities are utilized to provide direct technical assistance services, primarily to local law enforcement agencies on a request basis. Services are generally manifested in general administrative studies in response to requests of local police departments for assistance in very fundamental police management functions such as records management, personnel management, communications development, facility planning, and agency organization.

The operating budget for the criminal justice activities of the unit during fiscal year 1980 was \$112,434.

**PROGRAM PLANNING, DEVELOPMENT AND EVALUATION UNIT  
DIVISION OF YOUTH SERVICES  
DEPARTMENT OF HUMAN RESOURCES**

The emergence of research, planning, and evaluation within what is now known as the Department of Human Resources' (DHR) Division of Youth Services (DYS) coincided with the infusion of federal LEAA funds into the state's juvenile justice system. In the early seventies, when these functions were first established within DHR's Division of Family and Children Services (which included DYS's responsibilities until 1975), focus was (1) on the establishment of a data base containing information on juvenile offenders in the custody of the division, (2) on soliciting and administering federal LEAA funds, and (3) on evaluating juvenile programs initiated with these funds. With the passage of the federal Juvenile Justice and Delinquency Prevention (JJDP) Act of 1974, which was accompanied by the award of additional federal funds and the mandating of related requirements impacting Georgia's juvenile justice system, the focus of DYS on grants administration was increased. Consequently, the function of grants administration became synonymous with planning and evaluation. Their interrelationship has been carried forward into DYS's current Program Planning, Development and Evaluation Unit, which evolved out of the Division of Family and Children Services' original research, planning, and evaluation efforts.

The unit is headed by a unit chief who is selected by the director of the Division of Youth Services on a competitive merit basis. Reporting directly to the division director or his deputy, the unit chief heads a staff of four professionals for planning and program development activities and, in addition, a professional staff charged with staff development responsibilities. The staff are headquartered at 618 Ponce de Leon Avenue, Atlanta.

Legal authority for the unit is generally designated within titles 99-207 and 99-211 of the Georgia Code Annotated.

The DYS "planning" focus on grants administration amounts to considerably more than a role of caretaker of federal monies, because (1) DYS is the primary provider of services to juvenile offenders in Georgia and (2) the services have, relative to adult offender services, relied heavily on federal funds. Ultimately, the Program Planning, Development and Evaluation Unit of DYS is involved in such traditional planning activities as identification of priority needs, goal setting, and development of multi-year plans to guide major policy and budget decisions impacting the juvenile justice system. Involvement is attributable to program development and evaluation activities relative to the solicitation and administration of federal grants. These grants provide a significant revenue source for the division's operational activities: the delivery of juvenile services. Consequently, unit decisions—to pursue federal funds to initiate programs, to terminate federally funded programs that have proved unsuccessful, or to seek transfer of successful federally funded programs to state funds—are inevitably tied to major policy and budget decisions of the division and to shaping the division's future directions in the kinds of services that will satisfy its goals.

The Division of Youth Services' Program Direction and Support Section receives an annual state appropriation and federal and other funds, including funds for the Program Planning, Development and Evaluation Unit. The state appropriation to the section for fiscal year 1980 was \$583,879.

**CONTINUED**

**4 OF 5**

**CRIMINAL JUSTICE DIVISION  
INSTITUTE OF GOVERNMENT  
UNIVERSITY OF GEORGIA**

Although the University of Georgia was incorporated in 1785, the Institute of Government did not evolve until 1957. Prior to its emergence, organized services to Georgia's governments were provided by a small operation of the university's Political Science Department. During the Institute of Government's formative years, it conducted service, training, research, and technical assistance as a single entity. In 1968, after years of growth and development, the institute staff were reorganized into divisions reflecting the major program areas. In 1977 the Corrections Division and the Division of Police Science merged to establish the Criminal Justice (CJ) Division. Today, the CJ Division of the institute functions in the areas of research, field services, and training to aid federal, state, and local government agencies in all aspects of the criminal justice system: law enforcement, adult and juvenile corrections, and the courts.

The Board of Regents was created by the General Assembly in 1931 as the governing board for all state-supported institutions of higher education, including the University of Georgia. The 15 board members are appointed by the governor and confirmed by the senate. The president of the University of Georgia, its chief executive officer, is elected by the Board of Regents. The vice president for services, who is appointed by the president with the Board of Regents' approval, coordinates and gives direction to the university's broad program of extension and public service of which the Institute of Government is a part. The operation of the institute is delegated to its director to whom the CJ Division administrator reports directly. The CJ Division is located on the University of Georgia campus, 321 Academic Building, Athens.

Legal authority for the CJ Division is designated under legislation enabling the University System of Georgia as codified in article VI, sections 44-77 of the Reorganization Act of the State of Georgia, Georgia Laws of 1931.

While the CJ Division places primary emphasis on research and assistance to Georgia state and local agencies, regional and national training and technical assistance are also provided. Services include planning, development, and implementation of training programs; development and publication of training materials; research studies and projects; and technical assistance and consultation. Some of the professional staff of ten faculty are jointly staffed with other relevant schools and departments of the university; all have had practical experience in the field and represent expertise in applied research, staff training, offender rehabilitation and treatment, management, planning, and community organization. The division also administers the Southeastern Correctional Management Council, which is composed of representatives from the eight states in the region. Council programs assist correctional managers to increase their effectiveness in administering juvenile and adult institutions and probation and parole agencies. Special assistantships and internships for correctional management personnel seeking to

broaden their professional training are also provided through council programs. In addition to these ongoing activities, the CJ Division continues to grow and develop by initiating new programs, which it does through the pursual of private and public funds for grants.

The Criminal Justice Division of the Institute of Government receives an annual state appropriation as designated from the Board of Regents to the University of Georgia. In addition, funds from federal sources are allocated annually in accordance with the individual grant awards. The state-allocated funds from the university for 1980 totaled \$169,753. The face value of funds provided from federal grants totaled \$377,419 in fiscal year 1980.

## **CRIMINAL JUSTICE PLANNING ASSISTANCE IN THE PRIVATE SECTOR**

## METROPOLITAN ATLANTA CRIME COMMISSION

In June 1965, as a response to increasing citizen interest and concern about rapidly rising crime rates, the Atlanta City Council appointed the Atlanta Commission on Crime and Juvenile Delinquency for a one-year term of service. The task of the 21-member commission was to study crime and the criminal justice system in the metropolitan Atlanta area and report its findings to the mayor along with a timetable for implementation. One of the major recommendations was to establish a permanent citizens' commission supported by private funds. Such a group, the Metropolitan Atlanta Commission on Crime and Juvenile Delinquency was incorporated on June 21, 1966. In 1974 the name of the organization was changed to the Metropolitan Atlanta Crime Commission (MACC).

A board of trustees was appointed by the founding citizens of the commission to set policy and guide efforts. Composed of 21 members who serve for staggered terms of 3 years, the board selects new members through a nomination process of the current board. The chief executive officer of MACC, the executive director, is appointed by the board. The director appoints the staff which is headquartered at 100 Edgewood Ave., Atlanta.

MACC functions as a permanent, independent, nonpartisan citizens' advocate group on crime and criminal justice matters and has no constitutional or statutory authority.

MACC researches and investigates crime problems and the operation of the criminal justice system and makes public and private citizens aware of criminal justice concerns. Pursuing an aggressive anticrime program, MACC supports legislation in the criminal justice area before the General Assembly and the city council to effectuate improvement within the system.

Past efforts of MACC include work toward improvement of the Atlanta Municipal Court and studies of sentencing patterns of Fulton County superior court judges. It has also performed a wide variety of studies in the law enforcement area to improve police administration and operations. In addition, MACC publishes the Metropolitan Atlanta Crime Statistics; works in the community services area, including providing assistance in developing the Metropolitan Atlanta Rapid Transit Authority (MARTA) security plan; and holds seminars for candidates for public office to inform them of criminal justice problems and the system's operation.

The Metropolitan Atlanta Crime Commission is supported solely by funds provided by the United Way. Its operating budget for fiscal year 1980 was \$125,000.

## VIII. CRIMINAL JUSTICE INTEREST GROUPS AND ASSOCIATIONS

## OVERVIEW

However much the public is concerned about crime and the operation of the criminal justice system, it is not enough to say that people are alarmed by an increasingly higher crime rate and that they want something done about it. In reality, the nature of public concern is of greater complexity, both in the dimensions of its expression and in the varying levels of concern among different segments of the population.

Since early in the nation's history, citizens have banded together into committees, alliances, or associations to exchange views on matters affecting them and to influence the course of legislative efforts in providing solutions to problems. This historic pattern is no less true of current citizen interest in the criminal justice system of the nation and the state. Public attitudes about crime and the system to combat it constitute an important element in modern criminal justice, just as sensitivity to public opinion is a key to success for any criminal justice program.

This chapter presents a brief summary of the interests within the criminal justice field of a number of Georgia organizations. While the groups discussed here are not all-inclusive, generally they have a high level of visibility and can, therefore, exert considerable influence—in providing information and urging action on a specific issue—on both the private and public sectors. All are private groups, with no constitutional, statutory, or executive order legal authority. Some represent a membership of elected or appointed officials whose common interest stems from their active participation in state, municipal, or county criminal justice activities.

It may be of interest to note that many of the groups rose in the late sixties and early seventies, at a time when federal monies were granted to the states, under the Law Enforcement Assistance Administration, to further the ends of criminal justice and crime control. Some have since exerted considerable influence in shaping legislative and programmatic proposals to attack the crime problem and improve the criminal justice system.

The purpose of this chapter is to provide a brief insight into the wide range of interest groups in Georgia and to outline a few of their major concerns. The organizations are arranged in alphabetic order. For further information about a particular group, a point-of-contact and telephone number are furnished at the end of each organization's summary.

#### **ACADEMIC COMMITTEE ON CRIMINAL JUSTICE**

Organized during the early 1970s as a forum in which educators in criminal justice could develop and exchange their professional interests and concerns, the committee is comprised of one representative from every academic institution in the University System of Georgia that offers a criminal justice program. The committee meets periodically with the chancellor of the university system to discuss current issues in the criminal justice field and their relationship to curriculum and program development.

For more information contact Prof. J. Eugene Waters, Gordon Junior College, Barnesville. (404)358-1700.

#### **AMERICAN CIVIL LIBERTIES UNION**

Founded in the 1920s, the ACLU is a national organization committed to working for the protection of civil rights for all citizens through assistance in civil and criminal litigation and programs of public education. Chartered in Georgia in 1965, the ACLU maintains three active chapters—in Atlanta, Macon, and Savannah—with a total membership of about 1,500.

For more information contact the Atlanta office at 88 Walton St. (404) 523-5398.

#### **ASSOCIATION COUNTY COMMISSIONERS OF GEORGIA**

The association represents approximately 1,050 county officers, including commissioners, attorneys, administrators, and clerks. Incorporated in 1974, the association is supported by membership dues determined on the basis of county population. The association underwrites social and environmental research for local government and promotes programs and projects designed to improve the quality of county government. It also advocates local government interests in the Georgia General Assembly and the U.S. Congress. In the criminal justice area, association interests extend to the county sheriff and police departments and to the operation of county correctional facilities.

For additional information contact the Atlanta headquarters at 133 Carnegie Way. (404)522-5022.

#### **THE ASSOCIATION OF JUNIOR LEAGUES, INC.**

Generally known as the Junior League, the Association of Junior Leagues, Inc., was organized nationally in 1901 as a serious endeavor of young women to become active and constructive participants in community life. Assumption of community leadership roles is, therefore, a primary goal of league members. The league focuses on many facets of community life, including research and advocacy in juvenile justice, law enforcement improvement, and general governmental policy. As an example of community involvement, the DeKalb Junior League, under a grant from the State Crime Commission, operates an emergency shelter care project. There are eight chapters of the league in Georgia, representing a membership of approximately 5,000 young women.

For more information contact the league's Area Council Headquarters at 3445 Peachtree Rd., Atlanta. (404)233-3091.

#### **THE CENTRAL SAVANNAH RIVER AREA LAW ENFORCEMENT ASSOCIATION, AUGUSTA**

Organized about two years ago, the Central Savannah River Area (CSRA) Law Enforcement Association is a local organization concerned with law enforcement activities in that region. Composed of approximately 250 members and meeting monthly in Augusta, the association serves as a forum for the exchange of information and ideas concerning local law enforcement issues.

For more information contact the association's secretary, Joan Davis, P.O. Box 811, Augusta. (404)828-2913.

#### **CHILD CARE EXECUTIVES' ASSOCIATION OF GEORGIA**

Approximately 30 child-care agencies throughout Georgia comprise the association's membership. Primarily concerned with the provision of services to children in need of residential, group experiences, the association also serves as a clearinghouse for innovative approaches to improve its youth services.

For more information contact the chairman of the Legislative Committee, The United Methodist Children's Home, 500 Columbia Dr., Decatur. (404) 378-5494.



#### **CLEARINGHOUSE ON GEORGIA PRISONS AND JAILS**

Established in 1973, the clearinghouse is an advocacy organization for the rights of prisoners, overall improvement of prison conditions, and the abolition of capital punishment. In 1976 the clearinghouse was affiliated with the Southern Coalition on Prisons and Jails.

For more information contact the director at 88 Walton St., Atlanta. (404) 523-5398.

#### **COUNCIL FOR CHILDREN, INC.**

Organized to respond to the unmet needs of children, the council provides coordination, planning, and advocacy, largely through two components: (1) the Child Advocacy Coalition, which maintains liaison with the General Assembly in an effort to educate and inform legislative members on the needs of children; (2) the Planning Coalition, a representation of 60 organizations, which acts as an information exchange forum by raising issues and problems pertinent to the child-care delivery system. A subcommittee of the council, the Twenty-Four Hour Child Care Committee, is especially active in the areas of legislation and case advocacy, as well as special issues pertaining to dependent, neglected, or abused children. The council has received a grant from the State Crime Commission for an emergency shelter home recruitment program.

For further information contact the executive director at Suite 523, 100 Edgewood Ave., Atlanta. (404)588-1160.

#### **COUNCIL OF SUPERIOR COURT JUDGES**

The Council of Superior Court Judges was formally organized in May 1960 as a successor to the Superior Court Judges Association of Georgia. Its 104 active members are all superior court judges. The council studies and disseminates information to Georgia's superior court judges and formulates and recommends plans and policies relating to the judicial affairs of the superior courts. The council is also concerned with the needs of the state's judicial circuits and, in matters relating to the superior courts, maintains a close working relationship with both the Judicial Council of Georgia and the General Assembly.

For further information contact the president of the council at the Administrative Office of the Courts, 84 Peachtree St., Atlanta. (404)656-5171.

#### **COUNTY OFFICERS' ASSOCIATION OF GEORGIA**

Organized in 1910, the County Officers' Association of Georgia brings together elected county officials with the objective "to better serve the people who elected them." The organization represents approximately 680 officials throughout the state, including probate judges, clerks of superior courts, tax commissioners, sheriffs, and coroners. The association sustains its activities through membership dues.

For more information contact the secretary-treasurer at P.O. Drawer 2047, Warner Robins. (912)922-4471.

#### **DISTRICT ATTORNEYS' ASSOCIATION OF GEORGIA**

As the trade association of district attorneys throughout the state, this organization has approximately 42 active members, all district attorneys, and is financed by membership dues. Objectives of the association are to (1) facilitate and expedite enforcement of criminal laws to ensure uniformity in criminal procedures and administration of justice; (2) shape policy for the conduct of district attorney offices; (3) obtain cooperation between law enforcement agencies; (4) educate the public about crimes and criminals, their causes and remedies; and (5) promote the continuing education of district attorneys and other law enforcement officials.

For further information contact the director at the Prosecuting Attorneys' Council of Georgia, 3951 Snapfinger Parkway, Decatur. (404)289-6278.

#### **FRATERNAL ORDER OF POLICE**

The Fraternal Order of Police was organized in the early 1970s to improve both law enforcement efforts throughout the state and the professionalism of police and peace officers. Presently, 56 lodges throughout Georgia represent more than 5,000 members. The order sponsors local and statewide projects designed to inform the public of the role of the police officer and to encourage citizen participation and support in police activities.

For more information contact the Fraternal Order of Police, Georgia State Lodge, 1780 Century Circle, Atlanta. (404)321-1533.

#### **GEORGIA ALLIANCE FOR PRISON ALTERNATIVES**

The Georgia Alliance for Prison Alternatives was founded in 1978 as an outgrowth of a service committee of the Unitarian Universalist Church. Through research, public education programs, and legislative contacts, the alliance works to promote alternatives to incarceration of convicted persons.

For more information contact Joan Haver, P.O. Box 46, Atlanta. (404) 522-8764.

#### **GEORGIA ASSOCIATION FOR CHILDREN**

The Georgia Association for Children is a privately funded, two-and-one-half-year project sponsored by the Mental Health Association of Georgia. Operating with a small staff, the association's goals include technical assistance in (1) organizing and developing community-based coalitions for children and youth in selected areas of Georgia, (2) enhancing services for children through community-based initiatives and statewide coordination, and (3) fostering increased community awareness of the need to improve services to children. In addition, the project serves as an information and resource network—to coordinate appropriate services to children and families—in such areas as juvenile justice, social services, and education. The council operates under a 21-member steering council of which 5 members are representative of community councils from various areas of Georgia.

For further information contact its executive director, Richard McDevitt, 66 Luckie St., Atlanta. (404)588-0708.

#### **GEORGIA ASSOCIATION OF BANK SECURITY**

The Georgia Association of Bank Security, the successor organization of the Atlanta Bank Reward Plan, is an association of 27 metropolitan Atlanta banks and savings and loan associations whose members have combined for the purpose of pooling their efforts to provide funds to persons who give information that leads to solving bank robberies. An association steering committee, which meets monthly with representatives of law enforcement agencies, provides a link between law enforcement personnel and the institutional membership, in addition to serving as an informational exchange concerning bank robberies.

For further information contact Brooke Blake, P.O. Box 4418, Atlanta. (404)588-8216.

#### **GEORGIA ASSOCIATION OF CAMPUS LAW ENFORCEMENT ADMINISTRATORS**

The Georgia Association of Campus Law Enforcement Administrators, representing approximately 20 academic institutions, was founded in 1974. Its purpose is to develop and promote professional standards for its membership and the campus law enforcement personnel whom they represent and to represent campus law enforcement activities before the public for the purpose of obtaining citizen cooperation, understanding, and support.

For more information contact James L. McGovern, 3091 Maple Dr., Atlanta. (404)233-3271.

#### **GEORGIA ASSOCIATION OF CHIEFS OF POLICE, INC.**

The Georgia Association of Chiefs of Police was organized in 1962 as a professional membership organization of over 200 police executives in the state. The association works to improve law enforcement practices through the exchange of information and professional experiences. Membership is open to any police chief serving in a county or municipal government. Associate membership is open to officers below the command level; to educators, researchers, scientists, and other professionals in law enforcement; and to interested private citizens. The association serves primarily as an informational exchange forum at the police executive level.

For more information contact association headquarters at 2855 Briarcliff Rd., Atlanta. (404)636-1418.

#### **GEORGIA ASSOCIATION OF CRIMINAL DEFENSE LAWYERS**

The Georgia Association of Criminal Defense Lawyers was established in 1974 and now has a membership of approximately 600 lawyers actively engaged in the defense of criminal cases. The association serves as a forum (1) to resist legislative efforts to curtail the rights of those engaged in the defense of criminal cases, (2) to promote education activities for the improvement of defense skills, (3) to work toward the appointment to the bench of qualified, experienced lawyers, and (4) to promote improvement in the administration of the criminal justice system. The association also seeks to improve the correctional system by actively supporting more effective rehabilitation opportunities for those convicted of crimes.

For more information contact its executive director, Jack Schacter, 1704 Fulton National Bank Building, Atlanta. (404)237-0700.

#### **GEORGIA ASSOCIATION OF CRIMINAL JUSTICE EDUCATORS**

The purpose of the Georgia Association of Criminal Justice Educators, which was established in 1967, is to promote, through education and research, the exchange of ideas to improve the administration of criminal justice, both in the state's institutions of higher learning and in police department training programs. Membership is composed of approximately 130 professionals.

For more information contact John Langsfeld, president, P.O. Box 1456, Atlanta. (404)656-6105.

#### **GEORGIA ASSOCIATION OF INDEPENDENT JUVENILE COURTS**

Originated in 1974, the association is composed of about 140 members of the [independent] juvenile court system in Georgia. Among the purposes of the association are the promotion of training programs and the enhancement of professionalism among juvenile court personnel. The association also works for uniformity within the juvenile court system and for the dissemination of information regarding proposed legislation that would affect juvenile courts.

For more information contact the Administrative Office of the Courts, 84 Peachtree St., Atlanta. (404)656-5171.

#### **GEORGIA ASSOCIATION OF POLICE CHAPLAINS, INC.**

The association, organized in 1978, is composed of about 24 ministers committed to providing a meaningful ministry to men and women in the law enforcement profession. The majority of the members, who volunteer their time to the law enforcement agencies, also serve a community church. The chaplaincy project, the only one of its kind in the United States, is dedicated to a program of study and practical experience that will better equip the ministry to serve law enforcement personnel.

For more information contact the Georgia Association of Chiefs of Police, Inc., 2855 Briarcliff Rd., Atlanta. (404)636-1418.

#### **GEORGIA ASSOCIATION OF SECURITY PERSONNEL**

This association of professional security personnel, organized in the early 1970s, includes within its membership both private and contract security personnel. With a membership of about 100 professional security personnel, the association conducts informational exchange and training programs—including an annual training seminar—to meet the professional needs of security personnel.

For more information contact Dave Salter, Delta Airlines Security Offices, Hartsfield International Airport, Atlanta. (404)765-2601.

#### **GEORGIA CERTIFIED COURT REPORTERS' ASSOCIATION**

The Georgia Certified Court Reporters' Association was created in 1974 by the Board of Court Reporting of the Judicial Council of Georgia. It seeks to improve court reporting by providing a forum for the exchange of ideas, information, and new techniques, and education programs to further the expeditious handling of court reporting functions through the court system. Membership includes all court reporters certified under the rules and regulations of the board.

For more information contact the Administrative Office of the Courts, 84 Peachtree St., Atlanta. (404)656-5171.

#### **GEORGIA COMMITTEE AGAINST THE DEATH PENALTY**

The committee was organized in 1976 to provide a forum for education on the death penalty. Through publications and public meetings, the committee seeks to stimulate an exchange of ideas and views in opposition to the death penalty.

For further information contact Rev. Murphy Davis, 369 Connecticut Ave., Atlanta. (404)373-3253.

#### **GEORGIA COUNCIL ON MORAL AND CIVIC CONCERNS, INC.**

The council is an informational agency engaged in alerting the public to the dangers of alcohol and drugs. Working with other groups with similar interests, the council is also active in pointing out problems in the areas of mental health, venereal disease control, pornography, and offender rehabilitation. The council is composed of approximately 70 trustees; through its Moral Concerns Network, the council's 2000 citizen-members are informed of and urged to exert influence on areas of council interest within the state legislature.

For further information contact J. Emmett Henderson, executive secretary, 2930 Flowers Rd., South, Atlanta. (404)451-9361.

#### **GEORGIA COUNTY WELFARE ASSOCIATION**

The Georgia County Welfare Association, originated in the late 1960s, has a membership of approximately 2,600. Open to all employees of county welfare departments, the council promotes mutual understanding and cooperation between association members on local boards, and in state welfare agencies. Through united efforts, the association seeks to secure a sound, economical, efficient, and progressive welfare program rendering more effective services to the people of Georgia.

For further information contact the executive secretary, 800 Peachtree St., Atlanta. (404)874-6094.

#### **GEORGIA JAIL MANAGERS' ASSOCIATION**

The Georgia Jail Managers' Association was founded in 1977 by state and local personnel who are involved in the operation of local detention facilities. Through informational programs, the exchange of views, and problem-sharing, the association seeks to improve operating conditions of local detention facilities and employee professionalism.

For further information contact Ron Owens, Atlanta Regional Commission, 230 Peachtree St., Atlanta. (404)656-7773.

#### **GEORGIA JAYCEES**

The Jaycees, formed nationally in 1915 and in Georgia in 1936, are a service-oriented association of younger members of the business community. The 200 local chapters in Georgia have a membership of approximately 8,000. Within Georgia correctional institutions, there are 11 active chapters with approximately 350 inmate members. These inmate chapters, which are also service-oriented, present programs both within and outside the institution, the latter being primarily youth-oriented crime prevention and anti-crime programs.

For further information contact the Jaycees' State Office, P.O. Box 616, Perry. (912)987-2100.

#### **GEORGIA JUVENILE DETENTION ASSOCIATION**

Founded in 1977 for the improvement of juvenile detention services throughout the state, the association has a membership numbering approximately 250 juvenile detention personnel. To assist in upgrading professionalism, members receive special training and are provided with an information exchange forum.

For further information contact Art Williams, DeKalb County Juvenile Court, 361 Camp Circle, Decatur. (404)294-2732.

#### **GEORGIA JUVENILE SERVICES ASSOCIATION**

First organized in 1969, the association was incorporated in 1979. Ten regional chapters of approximately 230 members are involved in the state-wide delivery of juvenile services. The organization's goals are to provide an information and education forum concerning current practices and available services, to advance professional standards, to participate in the legislative process; and to further the self-improvement of the membership.

For additional information contact Rogers Havird, president, Atlanta Youth Development Center, 4525 Bakers Ferry Rd., Atlanta. (404)696-1020.

#### **GEORGIA MUNICIPAL ASSOCIATION**

The Georgia Municipal Association is a voluntary, nonprofit, nonpartisan organization founded in 1934 by statewide city officials. Its purpose is to identify and serve the needs and best interests of the state's municipalities. Serving as an advocate for improving the quality of municipal services, the association's interests also include such areas as municipal police departments and correctional facilities. Membership includes representatives of over 400 incorporated Georgia cities and towns.

For more information contact the executive director, 10 Pryor St., Atlanta. (404)688-0472.

#### **GEORGIA PRISON WARDENS' ASSOCIATION**

Founded in 1940, the Georgia Prison Wardens' Association counts among its membership approximately 150 representatives of state and county correctional institutions. The purpose of the association is to coordinate the interests of county and state wardens in penal affairs, and to promote the welfare of state and county-operated institutions. The association also serves to better acquaint the general public with the difficulties involved in rehabilitative efforts to return inmates to society as law-abiding citizens.

For further information contact the Public Information Office, Department of Offender Rehabilitation, 800 Peachtree St., Atlanta. (404) 894-5552.

#### **GEORGIA PROBATION/PAROLE ASSOCIATION**

The association was founded in 1958 to promote fellowship among probation and parole supervisors, to advance their professionalism, and to improve services rendered by the membership.

For further information contact Joe Williams, 514 Glover St., Marietta. (404)422-4204.

#### **GEORGIA SHERIFFS' ASSOCIATION, INC.**

Established in 1954, the Georgia Sheriffs' Association seeks to upgrade law enforcement through (1) professional training; (2) the establishment and support of high standards of professional conduct; and (3) mutual cooperation among other sheriffs and federal, state, and local government officials. With 159 active members and approximately 30,000 honorary members, the association sponsors and supports two youth homes—The Boy's Ranch in Hahira and Cherokee Estate in Dalton.

For more information contact James A. Cody, executive director, 4301 Memorial Dr., Decatur. (404)292-1955.

#### **GEORGIA SUPERIOR COURT CLERKS' ASSOCIATION**

Established for the benefit of superior court clerks throughout the state, the association provides an informational exchange, training opportunities, and a forum for discussion of problems affecting superior court clerks. The association is one of the organizations comprising the County Officers' Association of Georgia.

For more information contact the Administrative Office of the Courts, 84 Peachtree St., Atlanta. (404)656-5171.

#### **GEORGIA TRIAL LAWYERS' ASSOCIATION, INC.**

Founded almost 25 years ago, the Georgia Trial Lawyers' Association, Inc., has 1,640 members. The association's basic objective is to further the training and education of its members in new trial techniques and in the science of medicine. The association conducts legal and medical seminars and maintains close liaison with the judiciary, law schools, and the state bar.

For further information contact Robert C. White, executive director, 84 Peachtree St., Atlanta. (404)522-8487.

### **METROPOL**

An association of public and private law enforcement personnel in the metropolitan Atlanta area, Metropol has a membership of about 150 that includes both sworn members and unsworn associate members with an interest in the criminal justice and law enforcement fields. Also included in the membership are law enforcement personnel from the military and certain metropolitan-based federal agencies. Metropol was established to foster close working relationships within the organizations represented in its membership and for the improvement of the agencies in the Atlanta area.

For further information contact Chief John D. Hewatt, chairman, Snellville Police Department, Snellville. (404)972-2623.

### **METROPOLITAN ATLANTA COUNCIL ON ALCOHOL AND DRUGS, INC.**

The council was established in 1970 to serve as a coordinating and planning agency for the development of community service activities. The council provides preventive educational materials, a public information program, advocacy of alcohol and drug use reduction programs, and support in the research of alcohol and drug usage.

For more information contact the executive director, 2045 Peachtree Rd., Atlanta. (404)351-1800.

### **NATIONAL ALLIANCE OF BUSINESS**

The alliance maintains Georgia offices in Atlanta and Augusta. Among its many business-related functions is the encouragement of local employers to hire ex-offenders.

For additional information contact John Gilman, metro director, 1300 N. Omni International, Atlanta. (404)588-0072.

### **NATIONAL ASSOCIATION OF BLACKS IN CRIMINAL JUSTICE**

Organized to focus the efforts of the criminal justice system on achieving equal justice for black members of the community, the association's membership is open to employees of criminal justice agencies and the staffs of public interest groups in criminal justice or related activities. Membership totals about 40.

For further information contact G. LaMarr Howard, Georgia State University, Atlanta. (404)658-3526.

### **NATIONAL COUNCIL OF JEWISH WOMEN, INC.**

The National Council of Jewish Women is a nonprofit organization dedicated to furthering the welfare of communities through an integrated program of education, community service, and social action. Two sections in Georgia, one in Atlanta established in 1895 and the second in Savannah, have a membership totaling about 1,450 statewide. The council has a grant from the State Crime Commission for an emergency shelter care facility.

For further information contact the Atlanta headquarters at 791 Miami Circle, Atlanta. (404)262-7199.

### **NATIONAL MORATORIUM ON PRISON CONSTRUCTION**

Organized nationally in 1974, the moratorium is a project of the Unitarian Universalist Service Committee that works with private, local interest groups on the issue of incarceration, focusing special emphasis on a public education program demonstrating alternatives to incarceration. The moratorium has a regional office in Atlanta.

For further information contact Andy Hall, 75 Marietta St., Atlanta. (404)525-6501.



#### **PAROLE ASSOCIATION OF GEORGIA**

Formerly a part of the Georgia Probation/Parole Association, the association was organized in June 1979. It is a professional organization of approximately 115 members, with membership open to all employees of the Georgia Board of Pardons and Paroles. The association promotes the maintenance of high ethical standards within its membership, strives for increasing progressive and effective parole practices in the state, encourages public awareness and acceptance of parole, and offers an opportunity for the exchange of professional knowledge and problemsolving.

For further information contact the Georgia Board of Pardons and Paroles, 800 Peachtree St., Atlanta. (404)894-5360.

#### **PEACE OFFICERS' ASSOCIATION OF GEORGIA, INC.**

The Peace Officers' Association of Georgia was originated at the turn of the century and incorporated in the 1940s. It has approximately 8,000 members throughout the state. The association seeks the improvement of the peace officers' profession and conducts a wide variety of programs and activities to enhance the public image and knowledge of peace officers.

For further information contact the association's secretary, Floyd Hartsfield, P.O. Box 868, Americus. (912)924-1610.

#### **PROBATE COURT JUDGES' ASSOCIATION**

The probate judges' association was organized in the mid-fifties as a professional organization through which probate judges could receive training and exchange information to better serve their constituencies. Membership offers the opportunity for discussion of mutual problems of concern and a means of keeping abreast of the laws affecting operation of the probate courts of Georgia. The association is a part of the County Officers' Association of Georgia.

For additional information contact the Administrative Office of the Courts, 84 Peachtree St., Atlanta. (404)656-5171.

#### **SMALL CLAIMS COURT ASSOCIATION**

This association was formed in 1977 in an effort to unite the small claims court judges of Georgia and to provide an opportunity for the exchange of views and problemsolving relating to common issues of the small claims court. There are approximately 40 members.

For further information contact the Administrative Office of the Courts, 84 Peachtree St., Atlanta. (404)656-5171.

#### **SOUTHEASTERN CORRECTIONAL MANAGEMENT COUNCIL**

A professional organization established in 1970, the council provides a medium through which correctional administration personnel in the Southeast of the United States can share information, identify common problems and needs, and provide a forum for planning, developing, and coordinating cooperative efforts aimed at solving mutual problems. Council membership is composed of at least two members from Alabama, Florida, Georgia, Kentucky, Mississippi, North Carolina, South Carolina, and Tennessee. Members represent (1) state adult corrections, (2) state youth services, (3) state parole and probation services, (4) educational institutions, and (5) local correctional services.

For further information contact the Southeastern Correctional Management Council, Institute of Government, the University of Georgia, Athens. (404) 542-2887.

#### **STATE TRIAL JUDGES' AND SOLICITORS' ASSOCIATION**

The association was established in the mid-sixties as an informational exchange medium to inform state trial judges and solicitors of legislative actions and other legal matters which impacted upon the operation of the state courts. One of its primary goals is to improve the efficiency of the operation of the state courts.

For additional information contact the Administrative Office of the Courts, 84 Peachtree St., Atlanta. (404)656-5171.



**END**