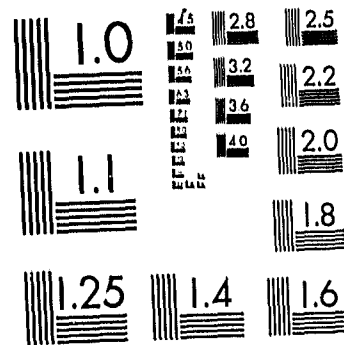


National Criminal Justice Reference Service

ncjrs

This microfiche was produced from documents received for inclusion in the NCJRS data base. Since NCJRS cannot exercise control over the physical condition of the documents submitted, the individual frame quality will vary. The resolution chart on this frame may be used to evaluate the document quality.



MICROCOPY RESOLUTION TEST CHART
NATIONAL BUREAU OF STANDARDS-1963-A

Microfilming procedures used to create this fiche comply with the standards set forth in 41CFR 101-11.504.

Points of view or opinions stated in this document are those of the author(s) and do not represent the official position or policies of the U. S. Department of Justice.

National Institute of Justice
United States Department of Justice
Washington, D. C. 20531

DATE FILMED

9/02/81

1011177

FIFTEENTH ANNUAL REPORT

JUDICIAL DEPARTMENT OF ARKANSAS



1979 JUDICIAL STATISTICS

Compiled By The Office of
EXECUTIVE SECRETARY

MFI



CHIEF JUSTICE
JOHN A. FOGLEMAN

EXECUTIVE SECRETARY
JIM PETTY
501-375-7001

STATE OF ARKANSAS
JUDICIAL DEPARTMENT

JUSTICE BUILDING
LITTLE ROCK 72201

June 30, 1980

To the Honorable John A. Fogleman, The Chief Justice
of the Supreme Court of Arkansas:

The Office of the Executive Secretary of the Judicial Department submits herewith its Fifteenth Annual Report of the activities of the courts of Arkansas, statistical data covering the calendar year 1979 and comparative data of previous years.

It is hoped that the contents of the Report will be of value to you in making policy decisions as Administrative Director of the Arkansas Courts and of assistance to the executive and legislative branches of the government in their deliberations.

Respectfully,

Jim Petty
Executive Secretary

U.S. Department of Justice
National Institute of Justice

This document has been reproduced exactly as received from the person or organization originating it. Points of view or opinions stated in this document are those of the authors and do not necessarily represent the official position or policies of the National Institute of Justice.

Permission to reproduce this copyrighted material has been granted by

Jack Garrott
Arkansas Judicial Dept.

to the National Criminal Justice Reference Service (NCJRS).

Further reproduction outside of the NCJRS system requires permission of the copyright owner.

NCJRS

APR 9 1981

ACQUISITIONS

SUPREME COURT OF ARKANSAS

LITTLE ROCK 72201

JOHN A. FOGLEMAN
CHIEF JUSTICE

June 26, 1980

To the Honorable Bill Clinton, Governor and
Members of the Seventy-Third General Assembly:

Submitted herewith is the Fifteenth Annual Report of the Executive Secretary of the Judicial Department of Arkansas. The Report includes court statistics for the year 1979 with comparative data for previous years whenever possible.

The activation of the Court of Appeals on July 1, 1979 eased the heavy workload of the Supreme Court. Filings remained stable in 1979, with 515 appeals filed, compared to 516 appeals in 1978. The Supreme Court decided 484 appeals and transferred 173 appeals to the Court of Appeals under Supreme Court Rule 29 during 1979. Backlog of pending cases was reduced by 142 cases, a 53.5 percent reduction, representing in part the assumption by the Court of Appeals of a portion of the Court's workload.

The total of majority opinions handed down was 469, representing an average of 67 per Justice.

The Supreme Court remains current; that is, prior to recess it disposes of all cases submitted which are ready for decision.

The Court of Appeals began its first six months of operation on July 1, 1979. In addition to those 173 appeals transferred from the Supreme Court under Rule 29 which were docketed in the Intermediate Appellate Court, 380 appeals from trial courts of general jurisdiction and from review boards of various administrative agencies were filed from July 1 to December 31, of 1979. The new Court performed with commendable dedication in disposing of 239 cases; of those 239, 13 appeals were transferred to the Supreme Court under Rule 29. Three Hundred Fourteen (314) appeals remained pending at the end of the year.

For the six months' period, the total of majority opinions handed down was 203, representing an average of 33.8 per Judge. Doubling this figure (33.8) to 67.6 opinions per Judge to achieve a hypothetical twelve months' period reflects that the Court of Appeals, during its one-half year of operation, was handing down opinions on a rate comparable to the Supreme Court's average of 67 opinions per Justice per calendar year.

The Supreme Court has amended the jurisdiction of the Court of Appeals under Rule 29 since the original per curiam order of May 14, 1979, establishing the jurisdiction of the Court, was handed down. These changes were made in an attempt to equalize the workloads of both courts. Further adjustments in the jurisdiction of the appellate courts may be necessary to achieve an equitable balance in the caseloads of the appellate level of our court system.

The impact of the Court of Appeals on the Supreme Court workload will not

be fully appreciated, however, until January of 1981, when the Court of Appeals will have completed its first full calendar year of operation, which will be reflected in the 1980 Annual Report.

Case filings in Circuit, Chancery, and Probate Courts continued to increase in 1979. 86,428 cases were filed in those courts in 1979, compared to the 81,559 record in 1978, reflecting an increase of 5.96 percent. The disposition of cases in those trial courts of general jurisdiction was greatly facilitated, however, by the creation of new judgeships and the realignment of Judicial and Chancery Circuits effective in January of 1979. Cases terminated in 1979 in Circuit and Chancery Courts was a record 76,453, a 15.8 percent increase over the 66,021 disposed of in 1978.

Other notable achievements in 1979 and early 1980 were the publication of Model Criminal Jury Instructions and the Arkansas Criminal Benchbook for trial judges. A proposed Judicial Article prepared by the Judicial Article Task Force was presented to the Arkansas Constitutional Convention of 1979 for consideration by that body.

Assignment of Judges continues to be a very valuable asset in providing temporary relief in meeting the problems of docket congestion and in providing flexibility of administration.

It is hoped that the report herewith submitted will give assistance to you in further consideration of matters affecting the administration of justice in Arkansas.

Respectfully submitted,

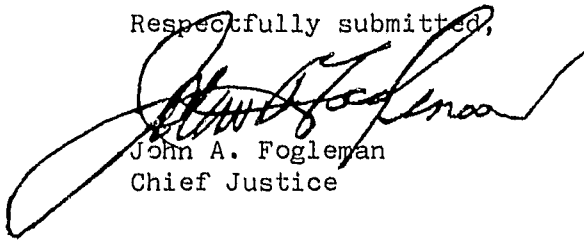

John A. Fogleman
Chief Justice

TABLE OF CONTENTS

FOREWORD vii
1979 in Review viii
Judicial Council, Inc. viii
Continuing Judicial Education Course List x
Arkansas Judicial Department Organizational Chart xii
Arkansas Court System—Route of Appeal xiii

THE SUPREME COURT 1
Supreme Court Time Survey 1
Supreme Court Boards and Committees 4
Supreme Court and Court of Appeals Staff 6
Judicial Department Staff 7
Supreme Court Statistics 8

THE COURT OF APPEALS 15
Court of Appeals Statistics 16

GENERAL JURISDICTION COURTS 23
Statistical Tables 23
Workload Graphs 26
Circuit, Chancery, and Probate Judges 29
Assignment of Judges 31
Comparative Tables 34
Trial Court Administration 37
Prosecuting Attorneys 38
Public Defenders 42
Statistical Table 43
Court Reporters 44
Clerks of the Courts 45
Circuit Court Statistics 48
Chancery Court Statistics 64
Probate Court Statistics 77

LIMITED JURISDICTION COURTS 80
County Courts 80
County Judges 82
Statistical Table 83
Juvenile Court Referees 84
Workload Graph 85
Courts of Common Pleas 86
Municipal Courts 87
Municipal Judges and Clerks 88
Small Claims Divisions 91
Workload Graph 92
Municipal Court Statistics 93
City, Justice of the Peace, and Police Courts 102
City, Justice of the Peace, and Police Court Judges and Clerks 103
City, Justice of the Peace, and Police Court Statistics 104
Workload Graph 114

FOREWORD

The Arkansas Court System maintains separate courts of law and equity. Judges of courts of law are designated Circuit Judges and those of courts of equity are designated Chancellors. Circuit Judges are elected to the bench by the voters of the respective judicial circuits every four years, and Chancellors are likewise elected to terms of six years.

Generally speaking, Circuit Judges preside over civil and criminal cases and hear appeals from courts of limited jurisdiction. Trial by jury is a matter of right in the Circuit Courts. Chancellors hear cases involving domestic relations matters, land disputes, reciprocal support actions, and other cases where equitable relief is sought. Trial by jury is not available as a matter of right in Chancery Courts. Chancellors also serve as probate judges, hearing cases involving wills, guardianships, adoptions, mental commitments, and other probate matters.

Cases appealed from the Circuit and Chancery Courts are taken to the Court of Appeals, with the exception of the following types of cases which are appealed directly to the Supreme Court:

- (a) All cases involving the interpretation or construction of the Constitution of Arkansas;
- (b) Criminal cases in which the death penalty, life imprisonment, or a cumulative sentence of more than 30 years imprisonment has been imposed;
- (c) Cases, other than appeals from the Worker's Compensation Commission or from the Board of Review created by the Employment Security Law, in which the validity, interpretation, construction or constitutionality of an act of the General Assembly, an ordinance of a municipality or county, or a rule or regulation of any court, administrative agency or regulatory body is in question; declaratory judgment actions pertaining to the validity or applicability of a rule of an agency subject to the Administrative Procedure Act under Ark. Stat. Ann. ss 5-705 (Repl. 1976); (Per Curiam 5/5/80);
- (d) Cases appealed from orders of the Arkansas Public Service Commission, the Arkansas Transportation Commission, and the Arkansas Pollution Control Commission, and cases involving rates for public utilities fixed by municipal authorities;
- (e) Appeals in cases based on petitions for post conviction relief under Rule 37 of the Arkansas Rules of Criminal Procedure;
- (f) Cases of quo warranto, prohibition, injunction, or mandamus directed to state, county or municipal officials or to circuit, chancery or probate courts;
- (g) Cases pertaining to elections and election procedures;
- (h) Cases involving the discipline of attorneys-at-law and other cases arising under the power of the Supreme Court to regulate the practice of law;
- (i) Motions for rule on the clerk under Rule 5 of the Rules of the Supreme Court and Court of Appeals; and when the case in which the relief is sought has not previously been docketed in the Court of Appeals and a transcript filed, motions or petitions for writ of certiorari to complete the record and for admission to bail;
- (j) Cases in which the current appeal is a second or subsequent appeal following an appeal which has been decided in the Supreme Court;
- (k) Interlocutory appeals permitted by statute or by the Arkansas Rules of Civil Procedure or of Criminal Procedure;
- (l) Cases involving substantial questions as to usury;
- (m) Products liability cases (Per Curiam 1/28/80)

Appeal cases decided by the Court of Appeals may not be appealed to the Supreme Court as a matter of right, but the Supreme Court may grant certiorari for review of such decisions.

The Arkansas public is also served by courts of limited jurisdiction, which are described later in this report. Perhaps the most important of these courts are the Municipal Courts, which number 118 and are the only courts of limited jurisdiction requiring a legally trained judge (some County Courts are, however, served by juvenile referees who are attorneys). Generally speaking, jurisdiction of a municipal court is county wide, and extends to traffic matters, misdemeanor criminal cases, and civil cases where the amount in controversy does not exceed \$300.00. As noted earlier, appeals from the courts of limited jurisdiction are made to the Circuit Court.

This report, covering all phases of the Arkansas Judicial System, carries statistics on the Supreme Court, Court of Appeals, courts of general jurisdiction, and courts of limited jurisdiction. Statistics regarding the offices of Public Defender in the state are also carried in order to reflect the extent to

which defense services are provided for indigents in those areas which have established public defender offices. Those areas not served by public defenders continue the practice of appointed local attorneys to represent indigents. Other information reflecting a broad outline of the Arkansas Judicial System is contained herein.

A partial unification of the court system occurred in 1965 when the General Assembly passed Act 496 of 1965 in which the Chief Justice was designated the Administrative Director of the Judicial Department and Administrative Head of the entire court system. Act 496 also provided for the appointment of an Executive Secretary, by the Chief Justice, with the approval of the State Judicial Council, whose duties consist of assisting the Chief Justice in carrying out his administrative responsibilities.

One of the chief functions of the Arkansas Judicial Department is the collection, analysis, and publication of judicial statistics. The Judicial Department also conducts continuing judicial education programs for all levels of personnel in the state's court system through the assistance of the Law Enforcement Assistance Administration.

The statistics contained within the report are supplied through quarterly reports from the Clerks of the courts of general jurisdiction and through semi-annual reports from courts of limited jurisdiction. Clerks of these courts are assisted from time to time by the staff of the Judicial Department.

1979 IN REVIEW

The Arkansas Supreme Court adopted the Rules of Civil Procedure, effective July 1, 1979. The new rules, as adopted for Circuit and Chancery Courts, conform more nearly to the Federal Rules of Civil Procedure.

Effective as of January 1, 1979, the geographical boundaries under Act 432 of 1977 became the same for both Judicial and Chancery Circuits. This was the first time in many years that the boundaries have coincided. Another major aspect of the reapportionment scheme is the utilization of "combined" jurisdiction judgeships, i.e., one judge in each of these circuits will hear cases of both law and equity.

As of July 1, 1979, the Court of Appeals began to function. Six judges, appointed by the Governor to serve until their appointments expire on December 31, 1980, hear cases appealed directly from the Circuit and Chancery Courts.

The Judicial Article Task Force, composed of judges, attorneys, prosecutors, law professors and other experts in the Judicial and Legal fields, prepared a completely new judicial article revising and restructuring the state judicial system. The article

was presented to the Arkansas Constitutional Convention of 1979 for consideration by that body.

Also, a study was begun by the Task Force on the revenues and expenditures of the Arkansas Court system. This study is the first of its kind in the state, and will give the court system, legislature, executive branch, and Constitutional Convention an idea of the monies collected and expended by the courts of the state.

An advisory committee of the Judicial Planning Committee produced a ready reference that assists in answering questions a trial judge typically encounters through the publication of the Arkansas Criminal Benchbook for trial judges.

The Benchbook Committee members are:

Circuit Judge Jack Graves, Chairman
Circuit Judge William Enfield
Circuit Judge Gerald Brown
Circuit Judge David Partain
Circuit Judge Cecil Tedder
Combined Jurisdiction Judge J. Hugh Lookadoo

ARKANSAS JUDICIAL COUNCIL, INC.

The Arkansas Judicial Council was incorporated in December, 1979. The Council is a voluntary association of the Justices of the Supreme Court and the Judges of the Chancery and Circuit Courts. The annual meeting date of the Council is the second Friday of October of each year unless changed by the Board of Directors. In addition to the annual meeting, the Council also holds a meeting during the Spring of each year.

Officers of the Council are:

President Chancellor Gene Bradley
Vice-President ... Circuit Judge William Enfield
Secretary/Treasurer Jack Jarrett

The Arkansas Bar Association is represented on the Council by a Liaison Committee appointed by the Bar Association President.

The members of the Liaison Committee are:

Chairman Charles L. Carpenter
Member Graham Partlow
Member James Pilkinton, Sr.
Member Marvin Thaxton
Member Robert Wellenberger

The Board of Directors of the Arkansas Judicial Council, Inc. is composed of:

Chancellor Thomas Butt
Chancellor Nell P. Wright
Circuit Judge Robert H. Williams
Chancellor Henry Yocum
Circuit Judge Randall Williams
Circuit Judge Gerald Pearson

The Arkansas Judicial Council received L.E.A.A. funds to institute a new position, entitled Judicial Council Coordinator, effective January 17, 1980. Mr. Jim Hankins of Pine Bluff was employed for this position. The office of Judicial Council Coordinator is located in Room 134 of the National Old Line Building. The phone number is 372-2051. Ms. Melissa Garner is serving as secretary to Mr. Hankins.

RETIREMENTS

Executive Secretary of the Arkansas Judicial Department, C. R. Huie, retired December 31, 1979, ending fourteen years of service as the first Execu-

tive Secretary to serve in the department. Judge Huie was appointed to the position of Executive Secretary on July 1, 1965. Judge Huie is succeeded by former Prosecutor Coordinator James Guy Petty, Jr.

The Supreme Court Librarian, Ms. Ruth Lindsey, retired October 1, 1979, after twenty years of devoted service. Ms. Jacqueline Wright succeeds Ms. Lindsey as Librarian.

The Clerk of the Supreme Court, Jimmy Hawkins, retired May 30, 1980, after fourteen years as Clerk and nine years as Chief Clerk and Deputy Clerk. Ms. Donna Williams succeeds Mr. Hawkins.

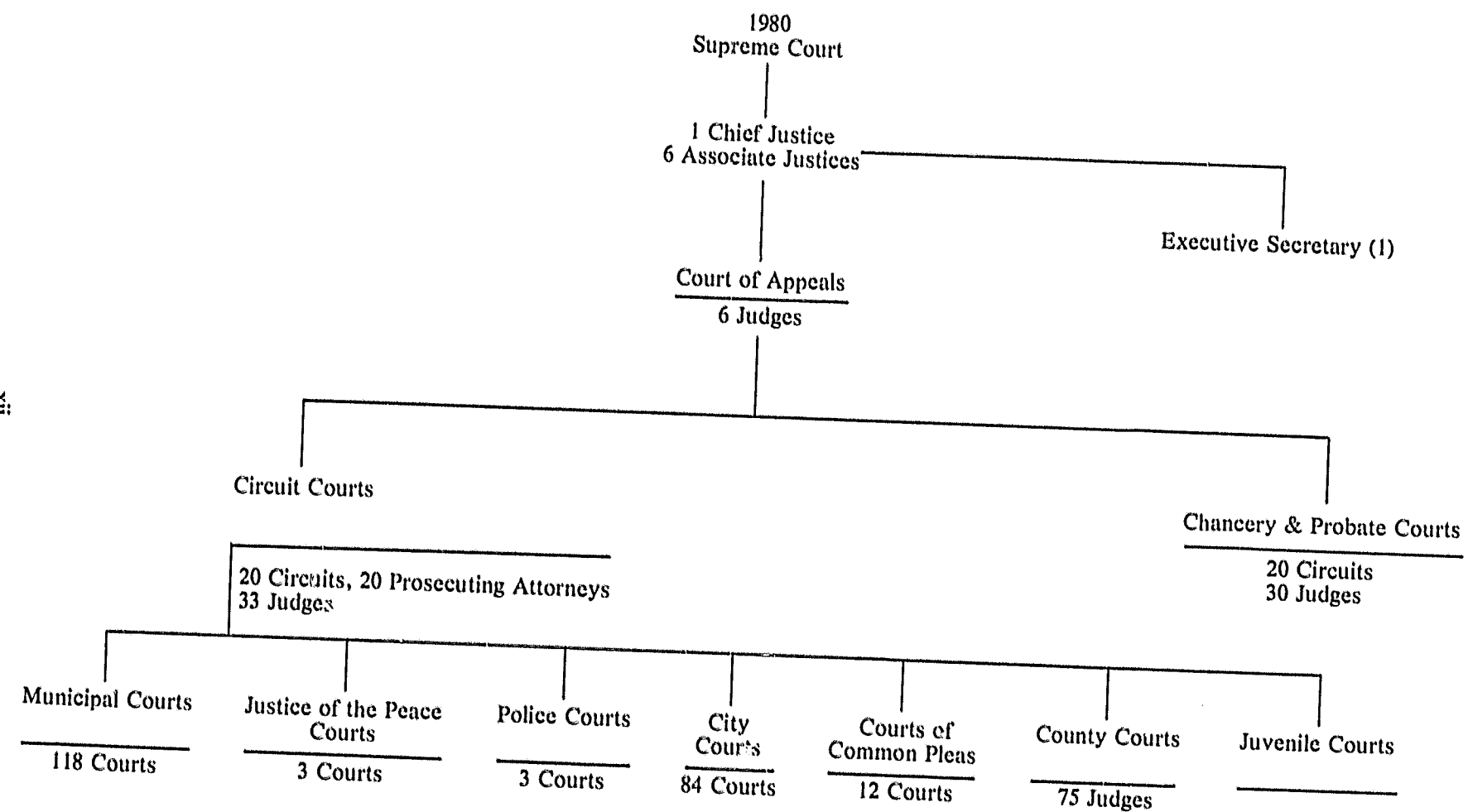
CUMULATIVE LIST OF COURSES ATTENDED AT
THE NATIONAL JUDICIAL COLLEGE AND THE
AMERICAN ACADEMY OF JUDICIAL EDUCATION

JUDGE	CIRCUIT	SCHOOL	PROGRAM	YEAR
Richard B. Adkisson	6th Judicial	NJC	Regular Session	1971
		NJC	Criminal Law	1974
		NJC	Criminal Evidence	1977
Leroy Blankenship	16th Judicial	AAJE	Criminal Law	1979
Henry M. Britt	18th Judicial	AAJE	Trial Judges Academy	1979
		NJC	Regular Session	1971
		NJC	Faculty Advisor	1973
		NJC	Criminal Law, Sentencing, Probation	1973
		AAJE	Trial Judges Academy	1976
Gerald Brown	2nd Judicial	AAJE	Trial Judges Academy	1979
Thomas F. Butt	4th Chancery	NJC	Regular Session	1971
		NJC	Graduate Session III	1973
James Chesnutt	18th Chancery	NJC	Faculty Advisor	1977
		NJC	Regular Session	1976
George Cracraft	1st Chancery	NJC	Regular Session	1978
Maupin Cummings	4th Judicial	NJC	Regular Session	1971
		NJC	Graduate Session	1972
		NJC	Sentencing, Probation	1973
		NJC	Criminal Law	1974
		NJC	New Trends in the Law	1975
		NJC	Faculty Advisor	1976
		NJC	Criminal Law, Sentencing	1977
		NJC	Regular Session	1967
		NJC	Regular Session	1971
		AAJE	Evidence I	1979
		AAJE	Evidence III	1979
		NJC	General Juris.	1979
Charles Eddy	15th Judicial	NJC	Regular Session	1969
		NJC	Criminal Law, Sentencing	1971
William H. Enfield	19th Judicial	NJC	New Trends in the Law	1974
		NJC	Faculty Advisor	1976
Gayle Ford	18th Judicial and Chancery	AAJE	Practicalities of Judging: Jurisprudence and the Humanities	1978
		AAJE	Trial Judges Academy	1976
Tom Glaze	6th Chancery	NJC	Regular Session	1978
		NJC	Graduate; Evidence	1978
Jim Hannah	17th Chancery	AAJE	Trial Judges Academy	1978
		NJC	General Juris.	1979
O. H. Hargraves	1st Judicial	NJC	Regular Session	1975
		NJC	Criminal Law, Sentencing	1977
George Hartje	20th Judicial	AAJE	Trial Judges Academy	1978
		NJC	General Juris.	1979
Eugene Harris	11th Chancery	NJC	General Juris.	1979
Lowber Hendricks	6th Judicial	AAJE	Trial Judges Academy	1978
		NJC	Graduate; Evidence	1978
		AAJE	Evidence Workshop	1979
		AAJE	Fact Finding, Decision Making, Communications, Stress & Judicial Performance	1979

JUDGE	CIRCUIT	SCHOOL	PROGRAM	YEAR
John G. Holland	12th Judicial	NJC	Regular Session	1976
		NJC	Regular Session	1976
Paul Jameson	4th Judicial	NJC	Evidence	1977
		NJC	Decision-Making Process	1977
		NJC	Civil Litigation	1978
		NJC	Criminal Evidence	1978
Warren O. Kimbrough	12th Chancery	NJC	Regular Session	1976
Bernice Kizer	12th Chancery	NJC	Regular Session	1974
John Lineberger	4th Chancery	NJC	Regular Session	1975
		NJC	New Trends in the Law	1976
		NJC	The Trial and Public Understanding	1976
		NJC	Evidence	1977
		NJC	The Judge and the Trial	1978
		AAJE	Trial Judges Academy	1979
Floyd Lofton	6th Judicial	NJC	Regular Session	1974
J. Hugh Lookadoo	9th Judicial	NJC	Criminal Law, Sentencing	1976
		NJC	Decision-Making Process	1978
		NJC	Decision-Making Skills and Techniques	1978
		NJC	Regular Session	1978
Robert McCorkindale	14th Judicial	NJC	Regular Session	1975
Carl B. McSpadden	16th Chancery	NJC	Regular Session	1975
		NJC	Equitable Remedies	1978
		NJC	Family Court Proceedings	1978
		NJC	Regular Session	1964
Melvin Mayfield	13th Judicial	NJC	Faculty Advisor	1975
Richard Mobley	5th Chancery	NJC	Regular Session	1966
		NJC	Faculty Advisor	1973
Gerald Pearson	2nd Judicial	NJC	Regular Session	1978
Charles Plunkett	13th Chancery	NJC	Regular Session	1975
Andrew Ponder	3rd Judicial	NJC	Faculty Advisor	1974
Alex Sanderson	8th Chancery	NJC	Regular Session	1969
Harrell Simpson	3rd Judicial	NJC	Regular Session	1968
		NJC	Faculty Advisor	1975
		NJC	Faculty Advisor	1976
		NJC	The Judge and the Trial	1979
Dan D. Stephens	20th Chancery	NJC	Regular Session	1975
H. A. Taylor	11th Judicial	NJC	Evidence	1977
		NJC	Decision-Making Process	1977
		NJC	The Judge and the Trial	1978
		AAJE	Trial Judges Academy	1979
Van Taylor	15th Chancery	NJC	Regular Session	1973
Cecil Tedder	17th Judicial	AAJE	Trial Judges Academy	1978
Joe D. Villines	14th Judicial	NJC	Regular Session	1967
		NJC	Faculty Advisor	1971
		NJC	Criminal Law	1973
		NJC	Evidence	1975
		NJC	Faculty Advisor	1977
		NJC	Family Law	1975
Royce Weisenberger	8th Chancery	NJC	General Juris.	1979
Perry Whitmore	6th Judicial	NJC	Regular Session	1971
Randall Williams	11th Judicial	NJC	Criminal Law, Sentencing	1975
		NJC	General Juris.	1979
Robert H. Williams	5th Judicial	NJC	Regular Session	1967
Warren Wood	6th Judicial	NJC	Regular Session	1976
Nell P. Wright	14th Chancery	NJC	Evidence	1979
		NJC	Regular Session	1969
Henry S. Yocum, Jr.	13th Chancery	NJC	Regular Session	1969

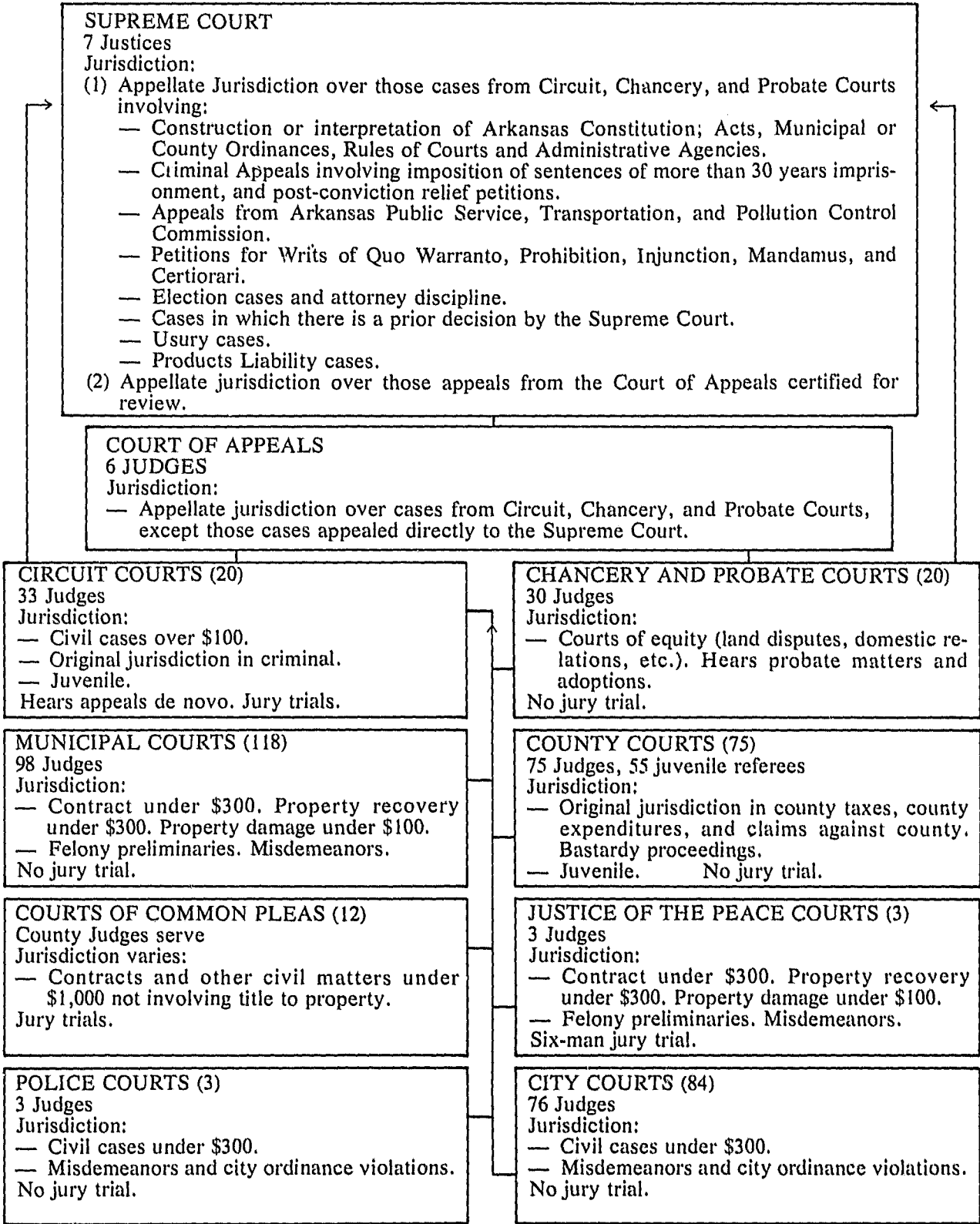
ABBREVIATIONS: NJC—National Judicial College
AAJE—American Academy of Judicial Education

ARKANSAS JUDICIAL DEPARTMENT ORGANIZATIONAL CHART




(1) Administrative duties in connection with all courts.

ARKANSAS COURT SYSTEM
Route of Appeal



THE ARKANSAS SUPREME COURT 1980



Stroud, J.

Smith, J.

Hickman, J.

Fogleman, C. J.

Mays, J.

Holt, J.

Purtle, J.

CHIEF JUSTICE
John A. Fogleman

ASSOCIATE JUSTICES

George Rose Smith
Frank Holt

Darrell Hickman
John I. Purtle

John F. Stroud
Richard L. Mays

ARKANSAS SUPREME COURT

The Arkansas Supreme Court was established by the Constitution of 1874, Article Seven. Section Four of Article Seven sets forth the jurisdiction and powers of the Supreme Court, and establishes in the Court "... general superintending control over all inferior courts of law and equity ..." and grants it appellate jurisdiction only, although Section Five provides that "The Supreme Court shall make rules regulating the practice of law and the professional conduct of attorneys at law."

The composition of the Supreme Court changed early in 1980 with the January retirement of Chief Justice Carleton Harris and Associate Justice Conley Byrd. Associate Justice John A. Fogleman was appointed as Harris' successor; Richard L. Mays and John F. Stroud, Jr. were appointed Associate Justices.

The Arkansas Supreme Court's total workload is measured in terms of appeals, petitions, and motions (excluding those for extension of time) of which final disposition is made during a calendar year. Workload is also measured in another fashion: total majority opinions written denominated into a per-justice average.

The workload of the Supreme Court was altered in the second half of 1979 by the establishment of the Arkansas Court of Appeals. Jurisdiction of the intermediate appellate court was delineated by Rule 29 of the Supreme Court and Court of Appeals. However, in an attempt to equalize the workload of both courts, Rule 29 has been amended to eliminate certain cases from the jurisdiction of the Court of Appeals. The result of the amendment has been a fluctuation in caseload, thus statistics regarding workload in both courts may be somewhat misleading.

A barometer for measuring the efficiency of the Court's operations in dealing with its workload is its currency, that is, whether all cases under submission are concluded prior to the summer recess. Over the years the Arkansas Supreme Court has compiled a remarkable record in remaining current.

The Supreme Court's workload of 1,234 dispositions during calendar year 1979 is the largest of record, and represents an increase of 15.32% over the 1978 workload.

The 657 appeals decided by the court during 1979 is also the highest level ever recorded, and exceeds by 12.30% the record level reported for 1978. Criminal

appeals filings and terminations remained at the same level as that of 1978: 198 criminal appeals were filed while 175 appeals were terminated. Civil appeals decided decreased from 410 in 1978 to 309 in 1979, a percentage decline of 24.63%; however, 115 of the appeals were transferred to the Court of Appeals pursuant to Rule 29.

Total petitions ruled on during 1979 was 244, an increase of 20.19% over the level reported for 1978. Criminal petitions increased substantially, up by 44.15% while civil petitions increased marginally in comparison, up by 5.55%. Substantive motions processed during 1979 increased by 18.08%. Motions for extension of time increased by 29.69% during the year (1,105 in 1979 as compared to 852 in 1978).

The seven justices of the Supreme Court wrote an average of 64 opinions each during 1979, compared with 77 each during 1978; these figures do not include per curiams. The total of 469 majority opinions, including per curiams, represents an average of 67 opinions per justice in 1979. In addition to the majority opinions, 91 other written opinions were also filed by the justices; this figure includes 62 dissenting, 23 concurring, and six dissenting in part/concurring in part. The grand total of all written opinions during 1979 was 560, or an average of 80 per justice.

SUPREME COURT TIME SURVEY

The Judicial Department has been tracking selected cases through the Supreme Court in order to provide information relating to the amount of time required to process cases through the court system. In addition, this survey is aimed at providing a glimpse at the amount of time required in lower courts and in administrative agency review boards to try those cases which are eventually appealed to the Supreme Court. It is recognized that the amount of time required to process these cases in Circuit and Chancery Courts and through the review boards of administrative agencies is in all likelihood greater than the time required to process the ordinary case which is not appealed. This is due to the generally more complex questions of fact, law, and procedure which exist in cases appealed to the Supreme Court.

The number of cases comprising the survey does not represent all matters presented to the Supreme Court during the calendar year 1979; certain cases

were discarded due to the exceptional circumstances which tended to skew the statistical objectives of the survey. Supreme Court Cases transferred to the Court of Appeals under Supreme Court Rule 29, and Court of Appeals cases certified for review to the Supreme Court under Rule 29 have been excluded from this survey of 1979 cases. Supreme Court cases dismissed on motion or rule have also been excluded to avoid skewing this survey's statistical objectives. Overall, the number of appeals comprising the survey represents a measurable percentage of those matters decided by the Supreme Court during the calendar year 1979.

Precedence of Criminal Cases

It should be noted that, under Rule 36.2 of the Arkansas Rules of Criminal Procedure, appeals in criminal cases take precedence over all other business of the Supreme Court. It is apparent from the survey information following that criminal cases are processed through the Supreme Court in less time than civil cases, as required by the above rule.

Continuances

Part of the time required to process cases in the Arkansas Supreme Court is due to granting of continuances. Generally speaking, appellants request longer time extensions than appellees and are granted same. Since the Supreme Court Clerk may grant only one time extension per party without written motion, and then not in excess of seven days, the Supreme Court grants longer time extensions than does the Court Clerk. It should be noted that any request for an extension of time in excess of seven days must be in the form of a writted motion to the Court, and that, after the Court has granted such a motion, a party may not request the Clerk to grant an additional seven days' extension.

I. Criminal Cases

During 1979, the Judicial Department surveyed a total of 129 criminal cases decided by the Supreme Court; 120 of those cases were decided after oral argument.

A. CASES WITHOUT ORAL ARGUMENT

It took an average of 194 days, or roughly six months, one week, and four days to process each of the 120 cases in Circuit Court. An average of 151 days (roughly four months and four weeks) elapsed between trial of these cases and filing of the record with the Supreme Court. Once the record was filed with the Court, it took nearly 120 days (about three months and four weeks) before the average case was submitted for decision. Once submitted, it took an average of just over 15 days before decision by the Supreme Court.

The average time from record filing to decision by the Court was 135 days, which translates roughly into four months, one week, and six days. The average time required to process the 120 surveyed cases from filing to decision (total time in the Court System) was 481 days per case, or about one year and 3¼ months.

The average number of days each of the 120 cases was continued on motion of appellant was almost 19 days. The average number of days each of those cases was continued on motion of appellee was roughly 1½ days. The following table reflects the information on Criminal cases without oral argument discussed above:

Time Sequence	Average # Days Per Case
a. filing to trial	194.60
b. trial to record filing	151.54
c. record filing to submission	119.79
d. submission to decision	15.24
record filing to decision	135.03
TOTAL, filing to decision	481.17

Average number days each case continued on motion of appellant = 18.84

Average number days each case continued on motion of appellee = 1.53

B. CASES WITH ORAL ARGUMENT

It took an average of 104 days, or roughly three months, one week, and five days, to process each of the 9 cases in Circuit Court. An average of about 154 days (5 months) elapsed between trial of these cases and filing of the record with the Supreme Court. Once the record was filed with the Court, it took 139 days (about 4½ months) before the average case was submitted for decision. Once submitted, it took an average of just over 17 days before decision by the Supreme Court.

The average time from record filing to decision by the Court was almost 157 days, which translates roughly into five months and four days. The average time required to process the 9 surveyed cases from filing to decision (total time in the court system) was 415 days per case, or about one year and 1½ months.

The average number of days each of the 9 cases was continued on motion of appellant was 50 days. The average number of days each of those cases was continued on motion of appellee was roughly 6½ days. The following table reflects the information on Criminal cases with oral argument discussed above:

Time Sequence	Average # Days Per Case
a. filing to trial	104.22
b. trial to record filing	153.89
c. record filing to submission	139.00
d. submission to decision	17.89
record filing to decision	156.89
TOTAL, filing to decision	415.00

Average number days each case continued on motion of appellant = 50.00

Average number days each case continued on motion of appellee = 6.76

It should be noted that criminal cases in which oral argument is requested take precedence over criminal cases without oral argument. As is apparent from the statistical table above, criminal cases orally argued are processed through the Supreme Court in less time than are criminal cases without oral argument.

II. Civil Cases

During 1979, the Judicial Department surveyed a total of 221 Civil Cases decided by the Supreme Court; 172 of those cases were decided without oral argument and 49 of those cases were decided after oral argument.

A. CASES WITHOUT ORAL ARGUMENT

It took an average of 313 days, or roughly ten months and one week, to process each of the 172 cases in Circuit or Chancery Court. An average of almost 117 days (roughly three months and three and one half weeks) elapsed between trial of these cases and filing of the record with the Supreme Court. Once the record was filed with the Court, it took nearly 153 days (about five months) before the average case was submitted for decision. Once submitted, it took an average of just over 30 days before decision by the Supreme Court.

The average time from record filing to decision by the Court was roughly 184 days, which translates into six months and one day. The average time required to process the 172 surveyed cases from filing to decision (total time in the court system) was 614 days per case, or about one year, eight months and four days.

The average number of days each of the 172 cases was continued on motion of appellant was 15 days. The average number of days each of those cases was continued on motion of appellee was roughly 4½ days. The following table reflects the information on Civil cases without oral argument discussed above:

Time Sequence	Average # Days Per Case
a. filing to trial	313.22
b. trial to record filing	116.74
c. record filing to submission	152.85
d. submission to decision	30.94
record filing to decision	183.79
TOTAL, filing to decision	613.75

Average number days each case continued on motion of appellant = 15.02

Average number days each case continued on motion of appellee = 4.40

B. CASES WITH ORAL ARGUMENT

It took an average of 336 days, or roughly eleven months, to process each of the 49 cases in Circuit or Chancery Court. An average of almost 130 days (roughly four months and one week) elapsed between trial of these cases and filing of the record with the Supreme Court. Once the record was filed with the Court, it took 168 days (about 5½ months) before the average case was submitted for decision. Once submitted, it took an average of just over 49 days before decision by the Supreme Court.

The average time from record filing to decision by the Court was roughly 217 days, which translates into seven months and four days. The average time required to process the 49 surveyed cases from filing to decision (total time in the court system) was 683 days, or about one year, ten months and two weeks.

The average number of days each of the 49 cases was continued on motion of appellant was almost 29 days. The average number of days each of those cases was continued on motion of appellee was roughly 16 days. The following table reflects the information on Civil cases with oral argument discussed above:

Time Sequence	Average # Days Per Case
a. filing to trial	336.36
b. trial to record filing	129.55
c. record filing to submission	168.18
d. submission to decision	49.22
record filing to decision	217.40
TOTAL, filing to decision	683.31

Average number days each case continued on motion of appellant = 28.82

Average number days each case continued on motion of appellee = 16.32

The Supreme Court hears oral arguments on two

cases per week. As required by Arkansas Criminal Procedure Rule 36.2, oral arguments in criminal cases are set before oral arguments in civil cases. As a result of this procedure, opinions in civil cases without oral argument are handed down by the Supreme Court in less time than those opinions in civil cases orally argued before the Court, as can be noted by the above statistical tables on civil cases.

SUPREME COURT BOARDS AND COMMITTEES

The Supreme Court, by constitutional authority, by statute, and by court order is responsible for and supervises the activities of several committees and one board; these are as follows:

State Board of Law Examiners

This Board prepares the questions for the Bar Examinations conducted twice yearly, grades the papers of those taking the examination, and certifies to the Court the names of those who passed. It also investigates and recommends applicants for admission by reciprocity.

The Secretary of the Board is Stephen E. Safly, P.O. Box 5133, Little Rock, AR 72205. Members of the Board are:

(3 year term)		
Congressional District		Term Expires
FIRST	Don M. Burge, Blytheville	9-30-81
	Carroll Ray, Marianna	9-30-82
SECOND	Fred Briner, Benton	9-30-81
	Fred Ursery, Little Rock	9-30-82
THIRD	Frank Huckaba, Mountain Home	9-30-82
	Ernest G. Lawrence, Jr., Bentonville	9-30-80
FOURTH	Kenneth B. Baim, Pine Bluff	9-30-80
	Kenneth Johnson, Dumas	9-30-82
AT LARGE	John W. Walker, Little Rock	9-30-80
	Phillip E. Dixon, Little Rock	9-30-80
	Don Schnipper, Hot Springs	9-30-82

CLIENT SECURITY FUND COMMITTEE

The Committee is authorized to consider claims of clients who have suffered losses by reason of the dishonesty of attorneys who have represented them. The Committee is authorized to pay such claims (within limits) from a fund established by the court and supported by a portion of the annual \$15.00 license fee. Members of this Committee are:

(5 year term)		
Congressional District		Term Expires
FIRST	C.B. Nance, Jr., West Memphis	6-30-84
SECOND	J. E. Lightle, Jr., Searcy	6-30-80
THIRD	Robert T. Dawson, Fort Smith	6-30-81
FOURTH	Worth Camp, El Dorado	7-01-82
STATE		
AT LARGE	Neva Talley, Little Rock	6-30-83
CHAIRMAN:	Mr. J. E. Lightle, Jr. 310 North Spring Street Searcy, AR 72143	

COMMITTEE ON PROFESSIONAL CONDUCT

The Committee on Professional Conduct receives and investigates complaints against attorneys who are charged with professional misconduct. Activity of this Committee is financed by a portion of the annual license fees. Members of the Committee are:

(7 year term)		
Congressional District		Term Expires
FIRST	Caldwell T. Bennett, Batesville	12-31-82
SECOND	Jerry Winston Cavanaugh, Searcy	10-01-84
THIRD	Walter Niblock, Fayetteville	12-31-86
FOURTH	Clint Huey, Warren	12-31-83
AT LARGE	Susan Miller, Little Rock	12-31-86
	James W. Steinsiek, Blytheville	2-12-82
	Dale Price, Little Rock	2-12-82

The Executive Secretary is Mr. Taylor Roberts, whose address is 364 Prospect Building, 1501 North University, Little Rock, AR 72207.

The Chairman is Walter Niblock, 20 East Mountain Street, P. O. Drawer 818, Fayetteville, AR, 72701.

MODEL JURY INSTRUCTIONS

Two Committees exist which are charged with the preparation of Model Jury Instructions.

Work of the Committee on Civil Jury Instructions was completed several years ago; however, the committee remains active for the purpose of updating and revising the instructions as needed, and has completed publication of a revised edition of the Arkansas Model Jury Instructions (Civil), cited as AMI. Members of the Committee are:

Winslow Drummond, Little Rock, Chairman
Philip S. Anderson, Jr., Little Rock
W. H. Arnold, III, Texarkana
Justice Lyle Brown, (retired), Hope
Philip Carroll, Little Rock

Hon. Henry Woods, Little Rock
Robert L. Jones, Jr., Fort Smith
Dale Price, Little Rock
W. B. Patman, Fayetteville
Jacob Sharp, Jr., Little Rock
Justice George Rose Smith, Little Rock
Prof. Frederic K. Spies, Little Rock
Paul B. Young, Pine Bluff

Work of the Committee on Model Jury Instructions (Criminal) was begun and then halted temporarily until the completion of the work of the Criminal Code Revision Commission. With the adoption of Arkansas' new Criminal Code and Rules of Criminal Procedure, the Committee continued its work with funding assistance from the Arkansas Crime Commission. The Committee has completed its work and the instructions were published in 1979. Members of the Committee are:

Bill Wilson, Little Rock, Chairman
Justice George Rose Smith, Little Rock
Judge William Lee, (retired), Clarendon
Wayne Matthews, Pine Bluff
Jack L. Lessenberry, Little Rock
John C. Calhoun, Jr., Little Rock
Judge Harrell Simpson, (retired), Pocahontas
Judge Bill Enfield, Bentonville
Rafael Guzman, Fayetteville
Frank Newell, Little Rock
Frederick S. Ursery, Little Rock, Executive Secretary

COMMITTEE ON RULES OF PLEADING, PRACTICE, AND PROCEDURE

Act 38 of 1973 provides that the Supreme Court shall promulgate rules of pleading, practice and procedure for civil cases which will supplant the present Code of Civil Procedure. The Court appointed the Committee in 1974 to prepare for the Court's consideration rules governing pleading, practice, and procedure in civil cases in all courts of the state, and prescribing the time for and manner of taking appeals. The Committee has completed its work and the proposed rules were filed with the Supreme Court on November 16, 1977. The rules, adopted as modified by the Supreme Court on December 18, 1978, became effective on July 1, 1979.

Members of the Committee are:

Judge Andrew Ponder, Newport, Chairman
David Blair, Batesville
Judge Thomas Butt, Fayetteville
Judge William H. Enfield, Bentonville
John P. Gill, Little Rock
Wendell Hall, Benton
Phil Hicky, Forrest City
Frank J. Huckaba, Mountain Home
Steve A. Matthews, Pine Bluff
William D. Newbern, Fayetteville
Judge Alex Sanderson, Texarkana

Dennis Shackleford, El Dorado
W. H. Sutton, Little Rock
Walter B. Cox, Fayetteville

Project Director:
Walter B. Cox
Attorney At Law
P. O. Box 477
Fayetteville, AR 72701

ARKANSAS STATUTE REVISION COMMISSION

This Commission, established by statute (Act 1945, No. 50) is responsible for publishing the various amendments to the statutes of Arkansas. Members are: Ex-Officio, Wiley H. Davis, Dean, University of Arkansas Law School, Fayetteville; Ex-Officio, Robert K. Walsh, Dean, University of Arkansas at Little Rock Law School; Ex-Officio, Honorable Steve Clark, Attorney General. Members of the Committee appointed by the Supreme Court are:

4-year term	Term Expires
W. H. Sutton	June 30, 1983
Arnold Williams	June 30, 1983
Thomas Harper	June 30, 1983

JUDICIAL PLANNING COMMITTEE

The Judicial Planning Committee was created in December, 1976, by per curiam order of the Supreme Court. The duties of the Judicial Planning Committee, as set forth in such per curiam order, are to "perform research and make recommendations on a long-range basis to improve the administration of justice in the Courts of Arkansas . . . prepare an annual master plan and a multi-year plan for improving the state court system and . . . incorporate into its plans special provisions pertaining to criminal justice in the Courts . . . review applications to the Law Enforcement Assistance Administration for assistance in court projects . . . establish priorities for improving the state court system, and to develop and coordinate programs for improving the courts." Accordingly, the committee has adopted the following goals and objectives:

- Define, develop, and coordinate programs and projects for the improvement of the courts.
- Establish priorities for the improvement of the courts.
- Develop an annual state judicial plan for the improvement of the courts, to be submitted to the Arkansas Crime Commission for incorporation into the comprehensive LEAA statewide plan.
- Make recommendations to the Arkansas Crime Commission for the funding of court programs and projects.

(e) Consider and evaluate all requests from the courts for LEAA financial assistance.

In order to insure representation of all facets of the court system upon the committee, the per curiam order requires there be 17 members composed as follows: One Supreme Court Justice, who serves as chairman of the committee; the Attorney General or his designee; four Circuit Judges; four Chancellors; three Municipal Judges; one Prosecuting Attorney; one criminal defense attorney or public defender; and two practicing attorneys. The members of the committee serve two-year terms. At the present time, the membership of the committee is:

Supreme Court Justice and Chairman	Frank Holt
Attorney General's Designee	Joe Purvis
Circuit Judges	Tom F. Digby Melvin Mayfield Randall Williams Robert H. Williams
Chancellors	Thomas F. Butt Robert H. Dudley Eugene S. Harris James Chesnutt
Municipal Judges	Lindsey Fairley Charles Yingling, Jr. Milas Hale
Prosecuting Attorney	Mike Kinard
Criminal Defense Attorney	Jack Lessenberry
Attorneys	William H. Sutton James H. McKenzie

JUDICIAL ETHICS COMMITTEE

The Judicial Ethics Committee receives and investigates complaints against Supreme Court, Circuit, and Chancery Judges who are charged with professional misconduct. The committee was created by Act 853 of 1977 and became operational in December of 1978.

Members of the Committee are:

Gaston Williamson, Little Rock, Chairman
Walter R. Niblock, Fayetteville
Don H. Smith, Pine Bluff
Warren Wiltshire, Wynne
N. Dale Price, Little Rock, Secretary.

STATE-FEDERAL JUDICIAL COUNCIL FOR ARKANSAS

Arkansas maintains an active State-Federal Judicial Council. The Council meets twice yearly to discuss ways in which relationships between the state and federal judiciary may be enhanced. Established

by a per curiam order of the Court, membership of the Council is as follows:

Honorable John A. Fogleman, Chief Justice, Supreme Court, Chairman
Honorable J. Smith Henley, Judge, United States Court of Appeals, Vice Chairman
Honorable Paul X. Williams, Chief Judge, United States District Court, Western District of Arkansas
Honorable G. Thomas Eisele, Chief Judge, United States District Court, Eastern District of Arkansas
Honorable J. Frank Holt, Justice of the Supreme Court
Honorable John I. Purtle, Justice of the Supreme Court
Honorable Ernie Wright, Chief Judge of the Court of Appeals
Honorable William Enfield, Vice-President of the Arkansas Judicial Council
Honorable Robert Hays Williams, Circuit Judge, 5th Judicial Circuit
Honorable Charles Eddy, Circuit Judge, 15th Judicial Circuit
Honorable Leroy Blankenship, Circuit Judge, 16th Judicial Circuit
Honorable George Hartje, Circuit Judge, 20th Judicial Circuit
Honorable Steve Clark, Attorney General

SUPREME COURT STAFF

Clerk	Dona Williams
Deputy Clerk	Robin Henderson
Deputy Clerk	Cindia Yancey
Deputy Clerk	Vernon Dutton
Librarian	Jacqueline Wright
Assistant Librarian	Bill Somers
Court Reporter	Clyde Calliotte
Assistant Court Reporter	Suzanne Prince

COURT OF APPEALS STAFF

Deputy Clerk	Bruce Bokony
Deputy Clerk	Christy Seales

LAW CLERKS AND SECRETARIES SUPREME COURT

Chief Justice John A. Fogleman (term expires 12-31-84)
(Appointed term expires 12-31-80)
Roxanne DeLaurell, Clerk
Sue Riley, Secretary
Justice George Rose Smith (term expires 12-31-86)
Paul Tuberville, Clerk
Mary DuVal, Secretary
Justice Frank Holt (term expires 12-31-84)
Patty Cherry, Clerk
Hilda A. Thomas, Secretary

Justice Darrell Hickman (term expires 12-31-82)
Keith Caviness, Clerk
Muriel Langston, Secretary

Justice John I. Purtle (term expires 12-31-82)
Leslie Steen, Clerk
Maude Parkman, Secretary

Justice John F. Stroud, Jr. (term expires 12-31-82)
(Appointed term expires 12-31-80)
Charles Harrison, Clerk
Betty House, Secretary

Justice Richard L. Mays (term expires 12-31-80)
(Appointed term expires 12-31-80)
Spence Fricke, Clerk
Irene Garner, Secretary

LAW CLERKS AND SECRETARIES COURT OF APPEALS

Chief Judge Ernie Wright (term expires 12-31-80)
Paul Gordon, Clerk
Aline Wright, Secretary

Judge Steele Hays (term expires 12-31-80)
John Lewis, Clerk
Cheryl Kelley, Secretary

Judge David Newbern (term expires 12-31-80)
Bill Mann, Clerk
Fannie Peele, Secretary

Judge Marian F. Penix (term expires 12-31-80)
Carol Crafton, Clerk

Judge George Howard (term expires 12-31-80)
Kathryn Fitzhugh, Clerk
Veloria Watley, Secretary

Judge James H. Pilkinton (term expires 12-31-80)
Randy Hightower, Clerk
Polly Brown'ng, Secretary

CRIMINAL JUSTICE COORDINATOR

Monica Denham, Coordinator
Tami Holman, Secretary

JUDICIAL DEPARTMENT

Chief Justice John A. Fogleman,
Administrative Director of All Courts
James Guy Petty, Executive Secretary
Jack Jarrett, Deputy Executive Secretary
John Stewart, Court Planner
Jean Langford, Research Coordinator
Janet Patterson, Financial Officer
Patty Allen, Secretary
Teresa Baldrige, Secretary
Pat Hall, Secretary
Fran Welch, Secretary

JUDICIAL DEPARTMENT ANALYTICAL SERVICES

Angela Jegley, Chief
Regina James, Records Clerk
Kathleen Reynolds, Field Supervisor
John Green, Systems Analyst
Terri Schafer, Programmer Analyst

SPECIAL JUSTICES—1979 ARKANSAS SUPREME COURT

William S. Arnold	Crossett
Thomas B. Burke	Fayetteville
John A. Burris	Pocahontas
J. Phillip Carroll	Little Rock
Robert T. Dawson	Fort Smith
John P. Eldridge	Augusta
John B. Hainen	DeQueen
Herman Hamilton	Hamburg
A. D. McAllister, Jr.	Fayetteville
C. B. Nance, Jr.	West Memphis
J. L. Shaver	Wynne
Douglas Smith, Jr.	Fort Smith
Thomas E. Sparks	Fordyce
James V. Spencer III	El Dorado
Otis H. Turner	Arkadelphia
William J. Wynne	El Dorado

ARKANSAS SUPREME COURT
1979 APPEALS

Disposition	Rule 37	Capital	Other Felony	Misdemeanor	Total	Law	Equity	Probate	Total	Grand Total
Affirmed	8	5	99	5	117	73	71	12	156	273
Reversed	0	0	4	0	4	11	5	1	17	21
Reversed and Remanded	0	3	17	1	21	28	27	3	58	79
Dismissed without Opinion	2	0	8	0	10	9	18	1	28	38
Affirmed in part, Reversed in part	0	0	3	0	3	4	6	0	10	13
Reversed and Dismissed	1	0	7	1	9	8	3	2	13	22
Affirmed as Modified or on Condition	1	0	7	1	9	10	10	0	20	29
Affirmed in part and Remanded	0	0	1	0	1	1	1	0	2	3
Transferred to Court of Appeals under Rule 29	0	0	54	4	58	62	48	5	115	173
Dismissed with Opinion	0	0	0	0	0	1	1	0	2	2
Remanded	0	0	0	1	1	1	1	0	2	3
Reversed with Directions	0	0	0	0	0	0	1	0	1	1
TOTAL	12	8	200	13	233	208	192	24	424	657
Oral Arguments	1	1	9	1	12	22	13	2	37	49

ARKANSAS SUPREME COURT
1979 PETITIONS

Criminal					
	Pending 1-1-79	Filed	Terminated		Pending 12-31-79
			Granted	Denied	
CERTIORARI	0	14	9	3	2
HABEAS CORPUS	0	3	2	1	0
PROHIBITION	4	15	6	10	3
MANDAMUS	0	15	4	10	1
REHEARING	5	34	3	31	5
POST CONVICTION	1	14	1	13	1
REVIEW OF COURT OF APPEALS DECISION	0	7	3	3	1
TRANSFERRED FROM COURT OF APPEALS UNDER RULE 29	0	4	4	0	0
OTHER PETITIONS	2	9	3	5	3
			35	76	
TOTAL PETITIONS	12	115	111		16

Civil					
	Pending 1-1-79	Filed	Terminated		Pending 12-31-79
			Granted	Denied	
CERTIORARI	0	10	7	1	2
PROHIBITION	2	9	2	8	1
MANDAMUS	1	1	1	1	0
REHEARING	9	87	9	75	12
REVIEW OF COURT OF APPEALS DECISION	0	14	4	6	4
TRANSFERRED FROM COURT OF APPEALS UNDER RULE 29	0	3	3	0	0
OTHER PETITIONS	2	17	5	11	3
			31	102	
TOTAL PETITIONS	14	141	133		22

**ARKANSAS SUPREME COURT
MOTIONS**
(Excluding time extensions)
1979

	Pending 1-1-79	Filed	Terminated		Pending 12-31-79
			Granted	Denied	
CRIMINAL					
Capital Felony	1	23	18	5	1
Other Felony	20	127	96	32	19
Misdemeanor	1	7	7	0	1
Post Convictions	3	19	17	2	3
SUBTOTAL	25	176	138	39	24
CIVIL					
Law	6	71	36	29	12
Equity	4	94	57	31	10
Probate	1	4	2	1	2
SUBTOTAL	11	169	95	61	24
TOTAL	36	345	233	100	48

**ARKANSAS SUPREME COURT
TIME MOTIONS
1979**

	Filed		Terminated	
	Clerk	Court	Clerk	Court
CRIMINAL				
Misdemeanor	10	2	10	2
Capital Felony	9	39	9	38
Post Conviction	16	13	16	12
Other Felony	213	98	213	100
SUBTOTAL	248	152	248	152
CIVIL				
Probate	26	6	26	6
Equity	230	97	230	97
Law	261	85	260	85
SUBTOTAL	517	188	516	188
GRAND TOTAL	765	340	764	340

**ARKANSAS SUPREME COURT
APPEALS
1979**

	Pending 1-1-79	Filed	Terminated	Transferred to the Court of Appeals under Rule 29	
					Pending 12-31-79
CRIMINAL					
Post Conviction	8	17	12	0	13
Capital Felony	8	5	8	0	5
Other Felony	71	169	146	54	40
Misdemeanor	7	7	9	4	1
SUBTOTAL	94	198	175	58	59
CIVIL					
Law	76	161	146	62	29
Equity	80	145	144	48	33
Probate	15	11	19	5	2
SUBTOTAL	171	317	309	115	64
GRAND TOTAL	265	515	484	173	123

ARKANSAS SUPREME COURT
WRITTEN OPINIONS
1979

						Dissents and concurrences without written opinion or joined in written opinion of another Justice		
	Majority	Dissenting	Concurring	Dissenting in part, Concurring in part	TOTAL	Dissenting	Dissenting in part, Concurring in part	Concurring
Harris, C. J.	3	4	1	0	8	13	3	3
Smith, J.	83	2	2	0	87	3	1	3
Fogleman, J.	77	15	9	4	105	6	1	2
Byrd, J.	56	7	2	0	65	37	1	7
Holt, J.	75	3	0	0	78	5	0	0
Hickman, J.	74	12	4	2	92	12	2	2
Purtle, J.	75	17	5	0	97	9	0	2
Special Justices	10	2	0	0	12	0	0	0
TOTAL	453	62	23	6	544	85	8	19
Per Curiam	16	0	0	0	16	0	0	0
GRAND TOTAL	469	62	23	6	560	85	8	19

PUBLISHED MAJORITY OPINIONS: 358
UNPUBLISHED MAJORITY OPINIONS: 95

ARKANSAS SUPREME COURT
1979

Types of Civil Decisions *

Torts:	
Auto Negligence	8
Other Negligence	18
Intentional Torts	15
	41
Contracts or Debt	
Condemnation	57
Insurance	8
Domestic Relations	12
	27
Real Property	
Title, possession, selling of, etc.	39
Appeals from Administrative Agencies or Board Rulings	
Worker's Compensation	16
Alcoholic Beverage Control	0
Other Agencies	13
	29
Local Government (cities, counties, special assessment districts, school districts, etc.)	
Zoning	2
Other	6
	8
Trusts, Wills, and Estates	
Business Organizations	18
Banking	0
Taxation	5
Elections	8
Education—Teacher Contracts	4
Education—Teacher Contracts	1
Constitutionality of State Statutes	2
Miscellaneous	20
TOTAL	279

*Excludes appeals transferred to the Court of Appeals under Rule 29, appeals dismissed with opinion, and appeals dismissed without opinion on motion or rule.

THE ARKANSAS COURT OF APPEALS 1980



Pilkinton, J.



Hays, J.



Newbern, J.



Penix, J.



Wright, C. J.



Howard, J.

CHIEF JUDGE
Ernie E. Wright

JUDGES
David Newbern

Steele Hays
George Howard, Jr.

Marian F. Penix
James H. Pilkinton

THE COURT OF APPEALS

A major improvement in the Arkansas Court system was initiated in November, 1978 when the voters, at the General Election, approved Constitutional Amendment 58 authorizing the General Assembly to establish an intermediate appellate court known as the Court of Appeals. This intermediate appellate court was needed to help alleviate the tremendous caseload which the Supreme Court has experienced during the last several years.

The Court of Appeals commenced operations July 1, 1979 with six judges appointed to serve until December 31, 1980. The jurisdiction of the appellate court was established by Rule 29 of the Rules of the Supreme Court and the Court of Appeals to include specific criminal and civil cases.

The Arkansas Court of Appeals workload is measured by the same standards applied to the workload of the Supreme Court, that is, in terms of appeals, petitions, and motions (excluding those for extension of time) of which final disposition is made during a calendar year. Workload may also be mea-

sured according to a per-judge average of total written majority opinions.

From July 1, 1979 through December 31, 1979 the court acted on a total of 239 appeals, 79 of which were criminal appeals and 160 of which were civil appeals. Total petitions ruled on during 1979 was 96. Criminal petitions decided totaled 16 and civil petitions disposed of amounted to 80. Substantive motions processed amounted to 93. Motions filed for extension of time totaled 423.

The six judges of the Court of Appeals wrote an average of 27 opinions each from July 1, 1979 through December 31, 1979; these figures do not include per curiams. The total of 203 majority opinions, including per curiams, represents an average of 33.8 opinions per judge. A total of 53 other written opinions were filed by the judges in the following breakdown: 45 dissenting, seven concurring, and one dissenting in part/concurring in part. The grand total of all written opinions during 1979 was 256, or an average of 42 per judge.

ARKANSAS COURT OF APPEALS

7/1/79-12/31/79

Disposition	CRIMINAL			CIVIL				Grand Total
	Other Felony	Misdemeanor	Total	Law	Equity	Probate	Total	
Affirmed	43	7	50	67	19	2	88	138
Reversed	0	0	0	3	0	1	4	4
Reversed and Remanded	5	1	6	18	9	0	27	33
Dismissed without Opinion	5	0	5	8	3	0	11	16
Affirmed in part, Reversed in part	4	0	4	4	3	0	7	11
Affirmed in part and Remanded	0	0	0	0	2	0	2	2
Reversed and Dismissed	1	2	3	2	0	0	2	5
Affirmed as Modified or on Condition	5	1	6	5	3	0	8	14
Dismissed with Opinion	0	0	0	0	0	0	0	0
Remanded	0	0	0	3	0	0	3	3
Reversed with Directions	0	0	0	0	0	0	0	0
Transferred to Supreme Court under Rule 29	5	0	5	4	4	0	8	13
TOTAL	68	11	79	114	43	3	160	239
Oral Arguments	3	2	5	4	1	1	6	11

ARKANSAS COURT OF APPEALS

1979 PETITIONS

Criminal					
	Pending 7-1-79	Filed	Terminated		Pending 12-31-79
			Granted	Denied	
CERTIORARI	0	7	5	1	1
HABEAS CORPUS	0	0	0	0	0
REHEARING	0	13	0	10	3
OTHER PETITIONS	0	0	0	0	0
TRANSFERRED TO SUPREME COURT UNDER RULE 29	0	0	0	0	0
			5	11	
TOTAL PETITIONS	0	20	16		4

Civil					
	Pending 7-1-79	Filed	Terminated		Pending 12-31-79
			Granted	Denied	
CERTIORARI	0	2	1	0	1
HABEAS CORPUS	0	0	0	0	0
REHEARING	0	32	0	25	7
OTHER PETITIONS	0	54	53	0	1
TRANSFERRED TO SUPREME COURT UNDER RULE 29	0	1	0	1	0
			54	26	
TOTAL PETITIONS	0	89	80		9

**ARKANSAS COURT OF APPEALS
MOTIONS**
(Excluding time extensions)
1979

	Pending 7-1-79	Filed	Terminated		Pending 12-31-79
			Granted	Denied	
CRIMINAL					
Other Felony	0	41	25	5	11
Misdemeanor	0	6	5	0	1
SUBTOTAL	0	47	30	5	12
CIVIL					
Law	0	40	27	6	7
Equity	0	27	18	7	2
Probate	0	1	0	0	1
SUBTOTAL	0	68	45	13	10
TOTAL	0	115	75	18	22

**ARKANSAS COURT OF APPEALS
TIME MOTIONS**
7/1/79 - 12/31/79

	Filed		Terminated	
	Clerk	Court	Clerk	Court
CRIMINAL				
Misdemeanor	10	5	10	5
Other Felony	94	43	94	42
SUBTOTAL	104	48	104	47
CIVIL				
Probate	12	4	12	4
Equity	50	15	50	15
Law	145	45	145	43
SUBTOTAL	97	64	207	62
GRAND TOTAL	311	112	311	109

**ARKANSAS COURT OF APPEALS
APPEALS**
1979

	Pending 7-1-79	Filed	Terminated	Transferred to Supreme Court Under Rule 29	Pending 12-31-79
CRIMINAL					
Other Felony	0	138	63	5	70
Misdemeanor	0	15	11	0	4
SUBTOTAL	0	153	74	5	74
CIVIL					
Law	0	286	110	4	122
Equity	0	101	39	4	55
Probate	0	13	3	0	10
SUBTOTAL	0	400	152	8	187
GRAND TOTAL	0	553	226	13	261

ARKANSAS COURT OF APPEALS
WRITTEN OPINIONS

7/1/79 - 12/31/79

	Majority	Dissenting	Concurring	Dissenting in part, Concurring in part	TOTAL	Dissents and concurrences without written opinion or joined in written opinion of another Justice			
						Dissenting	Dissenting in part, Concurring in part	Concurring	
Hays, S.	30	8	1	0	39	3	0	0	3
Howard, G.	23	7	1	0	31	4	0	1	5
Newbern, D.	28	13	3	1	45	3	0	0	3
Penix, M.	25	13	1	0	39	4	0	1	5
Pilkinton, J.	32	0	1	0	33	1	2	0	3
Wright, E.	29	4	0	0	33	1	1	0	2
Special Judges	0	0	0	0	0	0	0	0	0
TOTAL	167	45	7	1	220	16	3	2	21
Per Curiam	36	0	0	0	36				
GRAND TOTAL	203	45	7	1	256				

PUBLISHED MAJORITY OPINIONS: 160

UNPUBLISHED MAJORITY OPINIONS: 7

ARKANSAS COURT OF APPEALS

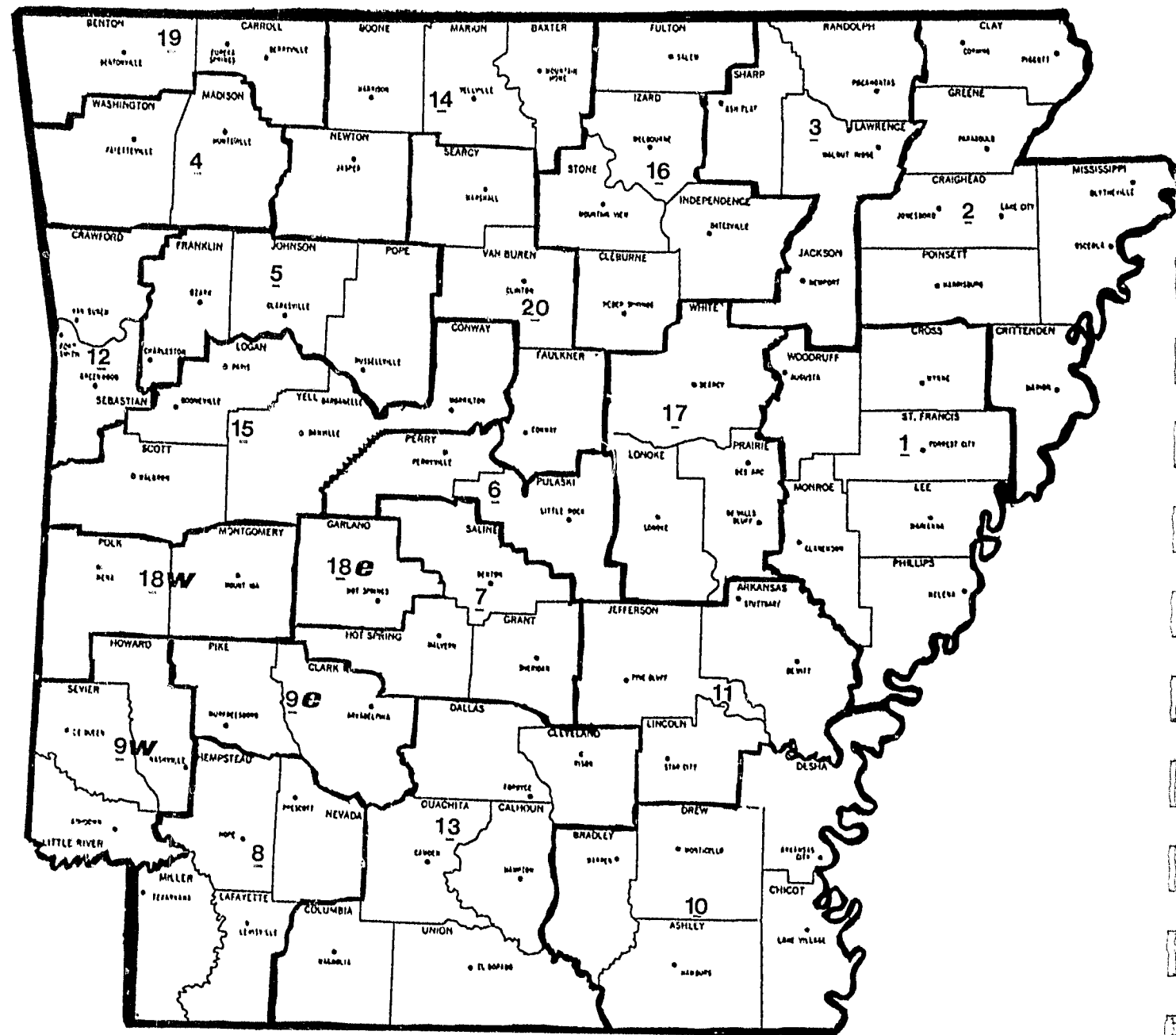
7/1/79 - 12/31/79

Types of Civil Decisions*

Torts:	
Auto Negligence	5
Other Negligence	8
Intentional Torts	1
	14
Contracts or Debt	14
Condemnation	2
Insurance	6
Domestic Relations	7
Real Property	
Title, possession, selling of, etc.	22
Appeals from Administrative Agencies or Board Rulings	
Worker's Compensation	26
Alcoholic Beverage Control	0
Other Agencies	43
	69
Local Government (cities, counties, special assessment districts, school districts, etc.)	
Zoning	1
Other	0
	1
Trusts, Wills, and Estates	3
Business Organizations	0
Banking	1
Taxation	0
Education—Teacher Contracts	0
Miscellaneous	2
TOTAL	141

*Excludes appeals transferred to the Supreme Court under Rule 29, appeals dismissed with opinion, and appeals dismissed without opinion on motion or rule.

ARKANSAS JUDICIAL CIRCUITS



GENERAL JURISDICTION COURTS

The year 1979 marked the end of a decade in which total case filings statewide rose substantially, up by 70.43%. A further breakdown reveals that during the seventies, Circuit Court case filings increased at a rate of 89.29% from the beginning to the end of the decade. Chancery and Probate case filings also grew, though by lesser percentages, up 73.42% and 15.62% respectively.

The year 1979 also marked the enactment of judicial reapportionment. Judicial and Chancery Circuits were redrawn and expanded from nineteen and eighteen respectively to a uniform number of twenty judicial circuits. Seven new judgeships were created bringing the total number of judges to 63. Due to changes resulting from reapportionment, a statistical comparison of court activity by circuit in 1979 cannot be made. Any discrepancies in pending figures from 1978 to 1979 result from Judicial Department staff audits conducted in 1979.

CASE FILINGS

Circuit Courts

With 42,549 cases filed in Circuit Courts statewide in 1979, total filings surpassed the 40,000 case level. The percentage increase in filings from the preceding year was 9.96%, a gain somewhat higher than the 7.93% increase experienced in 1978.

Criminal caseload reached a level of 14,866 cases in 1979, posting an increase of 4.07% as compared to the 3.90% gain reflected in 1978. With 27,683 civil case filings recorded, civil caseload expanded by 13.41% in 1979 as opposed to the 10.05% rise of the previous year.

Table I reflects filings in Circuit Courts statewide during the ten year period 1970-1979. Note that after the small increase in filings experienced in 1976, this year's gain appears to be in line with the increases recorded after 1977.

TABLE I
CIRCUIT COURT FILINGS
1970-1979

YEAR	FILINGS	CHANGE FROM PRECEDING YEAR	
		AMOUNT	PERCENT
1970	22,478	+1,320	+ 6.24
1971	21,109	-1,369	- 6.09
1972	21,991	+ 882	+ 4.18
1973	24,979	+2,988	+13.05
1974	28,642	+3,663	+14.66

CHANGE FROM PRECEDING YEAR

YEAR	FILINGS	AMOUNT	PERCENT
1975	32,795	+4,153	+14.49
1976	33,013	+ 218	+ 0.66
1977	35,848	+2,835	+ 8.59
1978	38,692	+2,844	+ 7.93
1979	42,549	+3,857	+ 9.96

Chancery and Probate Courts

Total Chancery filings (excluding Probate) reflected a slight increase during the year, rising from 32,933 filings in 1978 to 33,710 filings in 1979; the 2.35% increase in filings is the smallest gain posted since 1975. A detailed analysis reveals that filings in equity and domestic relations cases rose by 3.73% and 2.36% respectively. Filings for reciprocal support cases "in" rose by 9.89%, however, filings for reciprocal support cases "out" fell substantially by 13.02%.

Table II reflects Chancery Court filings during the ten year period 1970-1979.

Probate case filings rose by 2.36% in 1979 after the 4.86% decrease that occurred in 1978. Filings in three categories, guardianship, adoption, and miscellaneous, registered increases with adoptions showing the largest gain, up by 9.79%. Decedents estates filings declined for the second year in a row, down by .60% in 1979. Filings for competency hearings showed the largest decline, down by 1.45%.

Table III reflects Probate filings during the ten year period 1970-1979.

TABLE II
CHANCERY COURT FILINGS
1970-1979

YEAR	FILINGS	CHANGE FROM PRECEDING YEAR	
		AMOUNT	PERCENT
1970	19,438	+ 517	+ 2.73
1971	21,326	+1,888	+ 9.71
1972	24,532	+3,206	+15.03
1973	25,824	+1,292	+ 5.26
1974	28,055	+2,231	+ 8.63
1975	28,791	+ 736	+ 2.62
1976	29,749	+ 958	+ 3.33
1977	31,070	+1,321	+ 4.44
1978	32,933	+1,863	+ 6.00
1979	33,710	+ 777	+ 2.35

TABLE III
PROBATE FILINGS
1970-1979

YEAR	FILINGS	CHANGE FROM PRECEDING YEAR	
		AMOUNT	PERCENT
1970	8,795	-535	-5.73
1971	9,434	+639	+7.26
1972	9,836	+402	+4.26
1973	9,717	-119	-1.20
1974	9,553	-164	-1.68
1975	9,842	+289	+3.03
1976	9,967	+125	+1.27
1977	10,442	+475	+4.77
1978	9,934	-508	-4.86
1979	10,169	+235	+2.36

CASE DISPOSITIONS

As case filings increase from year to year, so must dispositions increase in order to keep pace with burgeoning caseloads. General jurisdiction judges in Arkansas have done a remarkable job over the years in keeping pace with skyrocketing legal activity, which has nearly doubled during the last decade.

Circuit Courts

Case dispositions increased markedly in 1979, up 25.00% as compared to the 2.00% decrease recorded in 1978. With 15,930 criminal cases disposed of, terminations rose by 20.13%. Dispositions of civil cases also increased sharply, up 30.66% as compared to the 1.01% decrease experienced in 1978. Terminations totaled 42,393 cases in 1979, a gain of 8,480 cases over terminations in 1978.

Table IV reflects Circuit Court dispositions each year during the ten year period 1970-1979.

TABLE IV
CIRCUIT COURT DISPOSITIONS
1970-1979

YEAR	TERMINATIONS	INCREASE or DECREASE	
		AMOUNT	PERCENT
1970	20,559	+1,243	+ 6.43
1971	22,046	+1,487	+ 7.23
1972	20,913	-1,133	- 5.14
1973	23,155	+2,242	+10.73
1974	25,639	+2,484	+10.73
1975	31,310	+5,671	+22.11
1976	30,438	- 872	- 2.79
1977	34,197	+3,759	+12.35
1978	33,913	- 684	- 2.00
1979	42,393	+8,480	+25.00

Chancery Courts

Dispositions in Chancery Courts (Probate excluded) posted an increase of 4.77% in 1979 as opposed to the 7.59% gain recorded in 1978. Terminations totaled 34,060 cases, an increase of 1,552 cases over 1978. Dispositions of equity cases showed the largest jump, up 19.66% as compared to the 1978 figure. Two categories, domestic relations and reciprocal support cases "in" showed disposition gains of 1.44% and 14.60% respectively, while reciprocal support cases "out" reflected a decline in terminations, down 13.02%.

Table V reflects terminations in Chancery Courts statewide for the ten year period 1970-1979.

TABLE V
CHANCERY COURT DISPOSITIONS
1970-1979
(Not Including Probate)

YEAR	TERMINATIONS	INCREASE or DECREASE	
		AMOUNT	PERCENT
1970	17,195	-1,133	- 6.18
1971	19,997	+2,802	+16.20
1972	21,820	+1,823	+ 9.13
1973	22,231	+ 441	+ 1.88
1974	25,512	+3,281	+14.75
1975	27,045	+1,553	+ 6.00
1976	27,982	+ 937	+ 3.46
1977	30,214	+2,232	+ 7.98
1978	32,508	+2,294	+ 7.59
1979	36,864	+4,356	+13.39

CASES PENDING

Circuit Court

Though filings increased in 1979, terminations increase at a higher rate with the result that cases pending statewide in Circuit Courts declined by 2.08%. A breakdown of the figures indicates that while civil cases pending actually rose by 2.21%, the pending criminal caseload declined by 11.49%. A total of 31,164 cases were pending at the end of 1979, down 664 cases from the previous year.

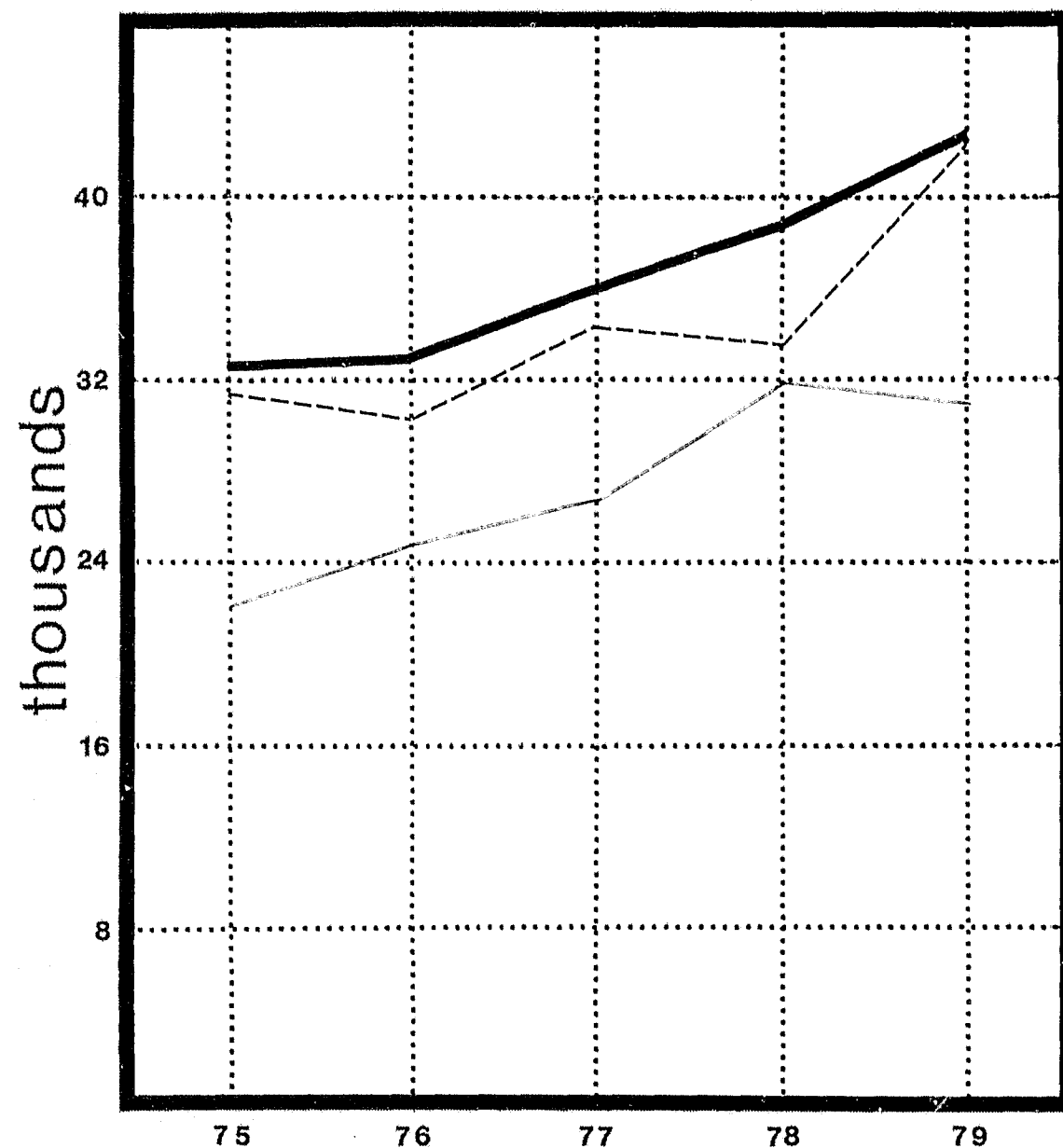
Cases pending over two years of age at the end of 1979 comprised 12.82% of the total number of circuit cases pending compared with 13.21% at the end of 1978. Criminal cases over two years of age at the end of 1979 account for 9.35% of total criminal cases pending compared with 13.55% at the end of 1978. Civil cases pending over two years of age at the end of 1979 comprised 14.19% of total civil cases pending, compared with 13.06% at the end of 1978.

Chancery Courts

With 24,691 cases pending at the end of 1979, a currency gain of 350 cases was posted for the year. The percentage decrease in pending cases was 1.68% as opposed to the 1.72% gain experienced in 1978.

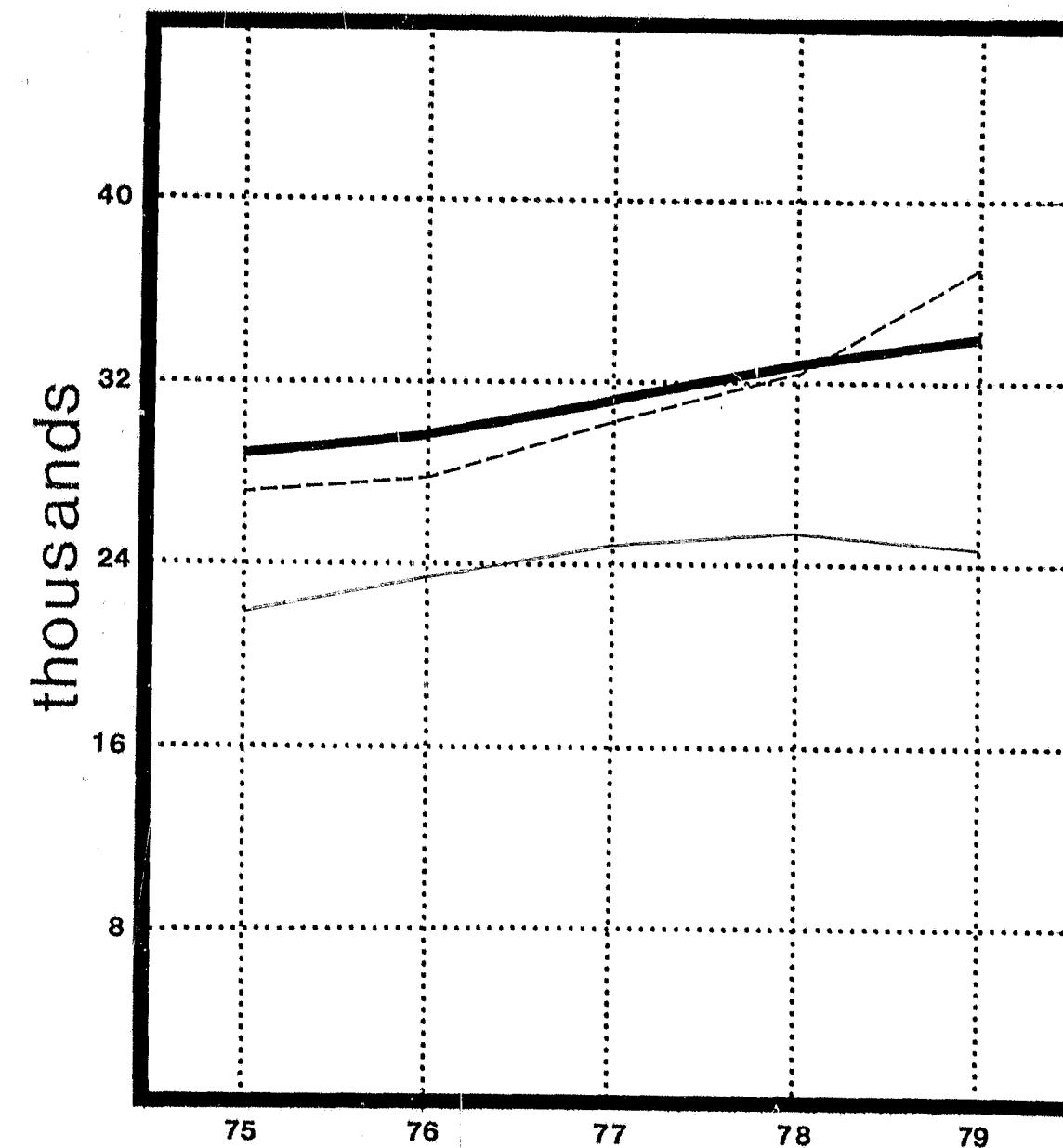
Chancery cases pending over two years of age at the end of 1979 comprised 20.42% of total chancery cases pending, a currency gain of 397 cases. Of the domestic relations cases pending at the end of 1979, 14.02% were over two years old, while 24.92% of pending equity cases were over two years old.

CIRCUIT COURTS 1975-1979



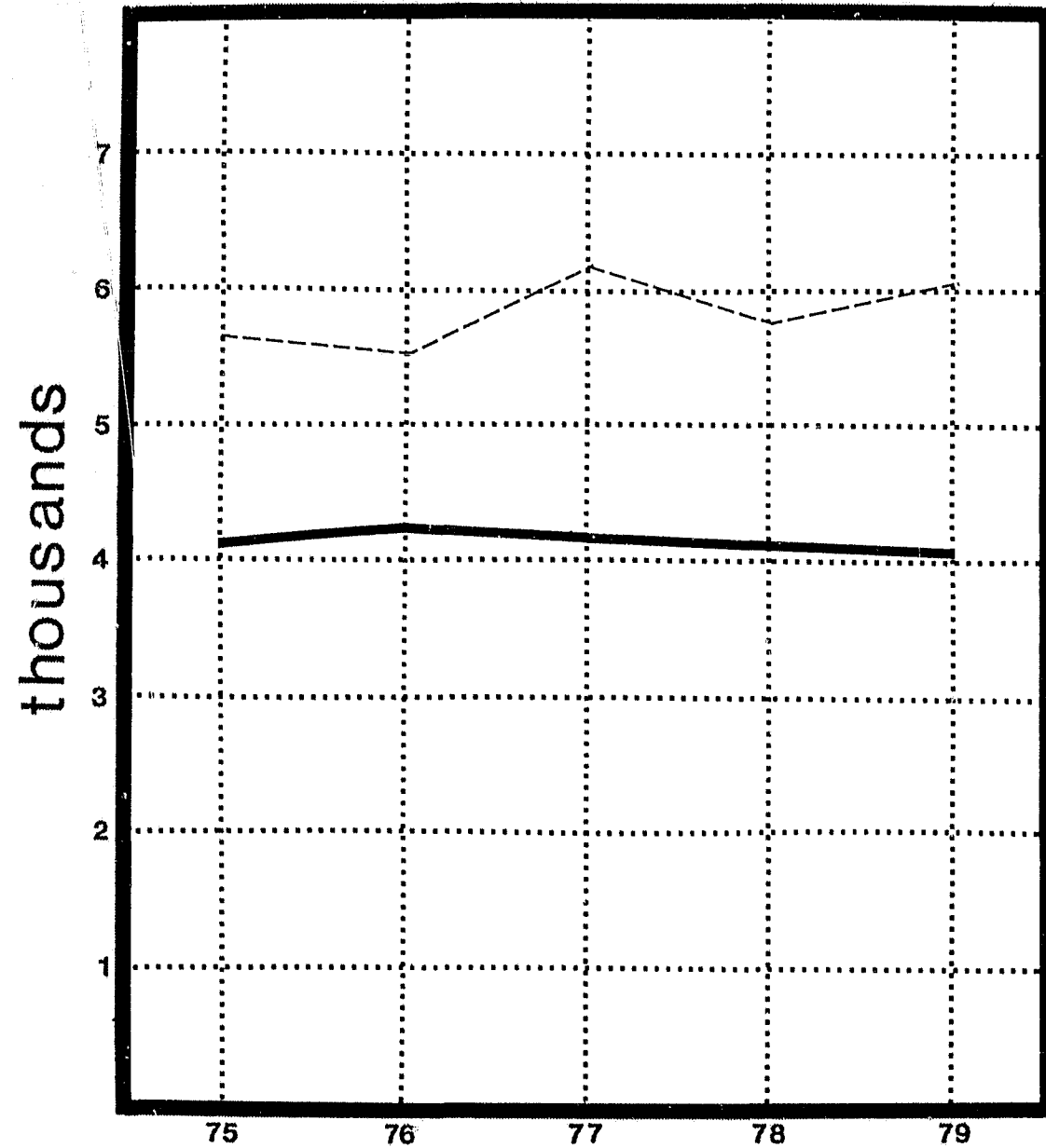
— cases filed
 --- cases terminated
 — cases pending, end of year

CHANCERY COURTS 1975-1979



— cases filed
 --- cases terminated
 — cases pending, end of year

PROBATE COURTS 1975-1979



— decedents' estates filings
 ---- other probate filings

CIRCUIT COURT JUDGES 1980

First Circuit	Henry Wilkinson	Forrest City
Second Circuit	John Anderson	Helena
	Gerald Brown	Paragould
	A. S. "Todd" Harrison	Blytheville
	Gerald Pearson	Jonesboro
Third Circuit	Andrew Ponder	Newport
Fourth Circuit	Mahlon Gibson	Fayetteville
	Paul Jameson	Fayetteville
Fifth Circuit	Robert H. Williams	Russellville
Sixth Circuit	Floyd Lofton	Little Rock
	Perry Whitmore	North Little Rock
	Tom F. Digby	North Little Rock
	Richard Adkisson	Little Rock
	Lowber Hendricks	Little Rock
Seventh Circuit	John W. Cole	Sheridan
Eighth Circuit	John Goodson	Texarkana
Ninth Circuit (East)	J. Hugh Lookadoo	Arkadelphia
Ninth Circuit (West)	Don Steel	Nashville
Tenth Circuit	Paul K. Roberts	Warren
Eleventh Circuit	Randall Williams	Pine Bluff
	H. A. Taylor	Pine Bluff
Twelfth Circuit	David Partain	Van Buren
	John Holland	Fort Smith
Thirteenth Circuit	John Graves	Camden
	Melvin Mayfield	El Dorado
Fourteenth Circuit	Robert W. McCorkindale II	Harrison
Fifteenth Circuit	Charles H. Eddy	Morrilton
Sixteenth Circuit	Leroy Blankenship	Batesville
Seventeenth Circuit	Cecil Tedder	Searcy
Eighteenth Circuit (East)	Henry Britt	Hot Springs
Eighteenth Circuit (West)	Gayle Ford	Mount Ida
Nineteenth Circuit	William Enfield	Bentonville
Twentieth Circuit	George Hartje	Conway

IN MEMORIAM
 Henry B. Means
 January 15, 1980

IN MEMORIAM
 Russell Roberts
 January 17, 1980

CHANCERY AND PROBATE COURT JUDGES
1980

First Circuit	Richard McCulloch ¹	Forrest City
	George K. Cracraft ²	Helena
Second Circuit	Howard Templeton ¹	Jonesboro
	Gene Bradley ²	Blytheville
	Henry Wilson ²	Trumann
Third Circuit	Robert H. Dudley ¹	Pocahontas
Fourth Circuit	Thomas F. Butt ¹	Fayetteville
	John Lineberger ³	Fayetteville
Fifth Circuit	Richard Mobley ¹	Russellville
Sixth Circuit	Lee Munson ¹	Little Rock
	John Jernigan ¹	Little Rock
	Thomas Glaze ¹	Little Rock
	Bruce Bullion ¹	Little Rock
Seventh Circuit	C. Mel Carden ¹	Benton
Eighth Circuit	Alex Sanderson ¹	Texarkana
	Royce Weisenberger ³	Hope
Ninth Circuit (East)	J. Hugh Lookadoo ³	Arkadelphia
Ninth Circuit (West)	Don Steel ³	Nashville
Tenth Circuit	Donald Clarke ¹	McGehee
Eleventh Circuit	Eugene Harris ¹	Pine Bluff
	Lawrence Dawson ¹	Pine Bluff
Twelfth Circuit	Warren Kimbrough ¹	Fort Smith
	Bernice Kizer ²	Van Buren
Thirteenth Circuit	Charles Plunkett ²	Camden
	Henry Yocum ²	El Dorado
Fourteenth Circuit	Nell P. Wright ¹	Mountain Home
Fifteenth Circuit	Van Taylor ¹	Dardanelle
Sixteenth Circuit	Carl McSpadden ²	Heber Springs
Seventeenth Circuit	Jim Hannah ¹	Searcy
Eighteenth Circuit (East)	James Chesnutt ¹	Hot Springs
Eighteenth Circuit (West)	Gayle Ford ³	Mount Ida
Nineteenth Circuit	Carl Bonner ¹	Bentonville
Twentieth Circuit	Dan D. Stephens ¹	Clinton

¹ terms expire December 31, 1984
² terms expire December 31, 1980
³ terms expire December 31, 1982

ASSIGNMENT OF JUDGES

The number of judge assignments in 1979 remained the same as it was in 1978, 118. Assignment is utilized in three situations:

1. Disqualification of the resident judge;
2. Illness, death, or other reason for absence;
3. Relief of congested dockets.

The importance of and benefits derived from the ability to make assignments provide flexibility and insure operation of the courts without undue interruption.

One apparent disadvantage is, of course, the fact that the assigned judge must often rearrange his own docket to prevent undue delay in the handling of cases in his home circuit.

As will be noted from the number of assignments in 1979, Arkansas Judges have been most cooperative in this area.

TABLE OF ASSIGNMENT OF JUDGES
1979

Judge	Date of Assignment	Circuit	Assignment to	Length of Assignment
Leroy Blankenship	02/27/79	16th Judicial	11th Judicial	As Agreed
	06/21/79	16th Judicial	17th Judicial	As Agreed
	11/02/79	16th Judicial	7th Judicial	As Agreed
Henry Britt	07/02/79	18E Judicial	18E Chancery	07/23/79 to 08/03/79
Gerald Brown	02/13/79	2nd Judicial	3rd Judicial	As Agreed
	03/05/79	2nd Judicial	3rd Chancery	As Agreed
Bruce Bullion	02/02/79	6th Chancery	6th Judicial	As Agreed
	02/27/79	6th Chancery	11th Chancery	As Agreed
	03/13/79	6th Chancery	17th Chancery	As Agreed
C. Mel Carden	02/12/79	7th Chancery	18E Chancery	As Agreed
James Chesnutt	01/29/79	18E Chancery	9E Chancery	As Agreed
	09/24/79	18E Chancery	18E Judicial	10/03/79 to 10/28/79
Donald Clarke	07/06/79	10th Chancery	11th Chancery	As Agreed
	07/13/79	10th Chancery	13th Chancery	As Agreed
	09/07/79	10th Chancery	13th Chancery	As Agreed
John Cole	02/27/79	7th Judicial	16th Judicial	As Agreed
	04/18/79	7th Judicial	16th Judicial	As Agreed
	05/13/79	7th Judicial	11th Judicial	As Agreed
Ted Coxsey	01/29/79	Retired	19th Chancery	01/30/79
	02/06/79	Retired	19th Chancery	02/06/79
	04/30/79	Retired	19th Chancery	05/01/79
	07/11/79	Retired	19th Chancery	07/25/79 to 07/27/79
Maupin Cummings				08/01/79 to 08/03/79
	08/13/79	Retired	14th Chancery	As Agreed
	12/31/79	Retired	19th Chancery	02/19/80
	01/18/79	Retired	4th Judicial	As Agreed
	01/25/79	Retired	4th Judicial	03/05/79 to 03/09/79
	01/31/79	Retired	16th Judicial	As Agreed
	02/09/79	Retired	19th Judicial	02/21/79 to 02/24/79
	02/09/79	Retired	19th Judicial	02/26/79
	02/13/79	Retired	6th Judicial	As Agreed
	02/26/79	Retired	16th Judicial	As Agreed
	03/01/79	Retired	5th Judicial	06/25/79 to 06/29/79
	06/04/79	Retired	6th Judicial	As Agreed
	10/01/79	Retired	12th Judicial	10/02/79 to 10/05/79
	12/31/79	Retired	19th Judicial	As Agreed

Judge	Date of Assignment	Circuit	Assignment to	Length of Assignment
Lawrence Dawson	07/30/79	11th Chancery	10th Chancery	As Agreed
	10/22/79	11th Chancery	10th Chancery	As Agreed
Robert Dudley	03/22/79	3rd Chancery	3rd Judicial	As Agreed
	03/27/79	3rd Chancery	2nd Chancery	As Agreed
Charles Eddy	11/07/79	15th Judicial	15th Chancery	As Agreed
Gayle Ford	04/25/79	18W Judicial	9W Judicial	03/30/79 to 06/30/79
	06/25/79	18W Judicial	9W Judicial	07/01/79 to 08/31/79
	08/20/79	18W Judicial	9W Judicial	08/31/79 to 12/31/79
	11/05/79	18W Judicial	18E Judicial	As Agreed
	11/15/79	18W Judicial	6th Chancery	01/13/80 to 03/13/80
John Graves	01/25/79	13th Judicial	10th Judicial	As Agreed
	07/16/79	13th Judicial	7th Judicial	As Agreed
Jim Hannah	04/10/79	17th Chancery	16th Chancery	As Agreed
	05/24/79	17th Chancery	3rd Judicial	As Agreed
	06/27/79	17th Chancery	16th Judicial	As Agreed
	07/06/79	17th Chancery	6th Chancery	As Agreed
O. H. Hargraves	07/10/79	Retired	20th Judicial	11/05/79 to 11/07/79
				11/12/79 to 11/14/79
	08/15/79	Retired	20th Judicial	10/09/79
	11/09/79	Retired	20th Judicial	11/15/79
	12/31/79	Retired	20th Judicial	01/04/80
Paul Jameson	05/07/79	4th Judicial	14th Judicial	As Agreed
	08/02/79	4th Judicial	19th Judicial	08/06/79
John T. Jernigan	07/06/79	6th Chancery	17th Chancery	07/13/79
J. Fred Jones	03/05/79	Retired	6th Judicial	As Agreed
Warren Kimbrough	02/27/79	12th Chancery	5th Chancery	As Agreed
	04/25/79	12th Chancery	5th Chancery	As Agreed
	10/02/79	12th Chancery	5th Chancery	As Agreed
Bernice Kizer	02/28/79	12th Chancery	5th Chancery	As Agreed
	11/28/79	12th Chancery (2nd Div.)	12th Chancery (1st Div.)	As Agreed
William Lee	03/07/79	Retired	20th Judicial	05/21/79 to 05/25/79
John Lineberger	02/01/79	4th Chancery	19th Chancery	As Agreed
	02/09/79	4th Chancery	19th Chancery	As Agreed
	02/20/79	4th Chancery	19th Chancery	As Agreed
	03/20/79	4th Chancery	19th Chancery	As Agreed
	06/21/79	4th Chancery	19th Judicial	As Agreed
	09/11/79	4th Chancery	8th Judicial	09/17/79 to 09/21/79
	10/25/79	4th Chancery	17th Chancery	As Agreed
	10/31/79	4th Chancery	5th Chancery	As Agreed
J. Hugh Lookadoo	02/21/79	9E Judicial	7th Judicial	As Agreed
Floyd Lofton	05/01/79	6th Judicial	5th Judicial	As Agreed
	10/23/79	6th Judicial	11th Judicial	As Agreed
Melvin Mayfield	06/12/79	13th Judicial	10th Judicial	As Agreed
Robert McCorkindale	02/01/79	14th Judicial	4th Judicial	As Agreed
	05/07/79	14th Judicial	14th Chancery	As Agreed

Judge	Date of Assignment	Circuit	Assignment to	Length of Assignment
Carl McSpadden	03/05/79	16th Chancery	17th Chancery	As Agreed
	09/10/79	16th Chancery	20th Chancery	As Agreed
	10/02/79	16th Chancery	20th Chancery	As Agreed
	11/13/79	16th Chancery	17th Chancery	As Agreed
Henry Means	01/12/79	Retired	7th Chancery	As Agreed
Richard Mobley	02/09/79	5th Chancery	20th Chancery	As Agreed
	09/12/79	5th Chancery	6th Chancery	As Agreed
Lee Munson	08/14/79	6th Chancery	13th Chancery	As Agreed
David Partain	04/25/79	12th Judicial	5th Judicial	As Agreed
Alex Sanderson	01/16/79	8th Chancery	18E Chancery	As Agreed
	03/13/79	8th Chancery	10th Chancery	As Agreed
	04/19/79	8th Chancery	10th Chancery	As Agreed
	10/23/79	8th Chancery	13th Chancery	As Agreed
Harrell Simpson	04/18/79	Retired	2nd Judicial	As Agreed
Don Steel	02/26/79	9W Judicial	8th Judicial	As Agreed
	04/25/79	9W Judicial	18W Judicial	03/30/79 to 06/30/79
	06/25/79	9W Judicial	18W Judicial	07/01/79 to 08/31/79
	08/20/79	9W Judicial	18W Judicial	08/17/79 to 12/31/79
	10/09/79	9W Judicial	8th Judicial	As Agreed
Dan Stephens	04/23/79	20th Chancery	14th Chancery	As Agreed
	04/30/79	20th Chancery	14th Chancery	As Agreed
Van Taylor	07/02/79	15th Chancery	5th Chancery	As Agreed
Cecil Tedder	08/31/79	17th Judicial	3rd Judicial	As Agreed
	11/06/79	17th Judicial	16th Judicial	As Agreed
Royce Weisenberger	03/05/79	8th Chancery	18E Chancery	As Agreed
	09/19/79	8th Chancery	11th Chancery	As Agreed
Randall Williams	01/25/79	11th Judicial	10th Judicial	As Agreed
	05/01/79	11th Judicial	7th Judicial	As Agreed
	07/06/79	11th Judicial	6th Judicial	As Agreed
	10/16/79	11th Judicial	7th Judicial	As Agreed
	11/14/79	11th Judicial	3rd Judicial	As Agreed
	11/21/79	11th Judicial	3rd Judicial	As Agreed
Warren Wood	01/03/79	Retired	7th Chancery	As Agreed
	03/20/79	Retired	20th Judicial	05/07/79 to 05/11/79
				05/14/79 to 05/18/79
	06/21/79	Retired	6th Judicial (2nd Div.)	07/02/79 to 07/06/79
	07/10/79	Retired	20th Judicial	09/04/79 to 09/14/79
				12/03/79 to 12/14/79
	07/16/79	Retired	20th Judicial	08/13/79
Ernie Wright	01/16/79	Retired	14th Chancery	As Agreed
Henry Yocum	04/10/79	13th Chancery	8th Chancery	As Agreed

**COMPARATIVE TABLE VI
POPULATION PER JUDGE BY JUDICIAL CIRCUITS
FOR 1979**

1970 CENSUS				
Judicial Circuit	Number of Circuit Judges	Population Per Judge	Number of Chancery Judges	Population Per Judge
First	2	68,367	2	68,367
Second	3	77,537	3	77,537
Third	1	57,650	1	57,650
Fourth	2	43,411	2	43,411
Fifth	1	53,538	1	53,538
Sixth	5	58,564	4	73,205
Seventh	1	67,781	1	67,781
Eighth	1	72,822	2	36,411
Ninth (East)	1*	30,248		30,248
Ninth (West)	1*	33,878		33,878
Tenth	1	89,836	1	89,836
Eleventh	2	60,794	2	60,794
Twelfth	2	52,457	2	52,457
Thirteenth	2	62,238	2	62,238
Fourteenth	1	47,236	1	47,236
Fifteenth	1	56,009	1	56,009
Sixteenth	1	54,990	1	54,990
Seventeenth	1	81,198	1	81,198
Eighteenth (East)	1	54,131	1	54,131
Eighteenth (West)	1*	19,118		19,118
Nineteenth	1	62,777	1	62,777
Twentieth	1	47,584	1	47,584
Average statewide population per Circuit Judge: 58,447				
Average statewide population per Chancery Judge: 58,447				
Average statewide population per judge, Circuit and Chancery combined: 30,615				

Note: Asterisk indicates that judge is Circuit Judge and Chancellor

**COMPARATIVE TABLE VII
TOTAL CASES FILED
JUDICIAL AND CHANCERY CIRCUITS**

Year	Judicial Circuits	Chancery Circuits (Probate Included)	Statewide Total
1969	21,158	28,251	49,409
1970	22,478	28,233	50,711
1971	21,109	30,760	51,869
1972	21,991	34,368	56,359
1973	24,979	35,540	60,519
1974	28,642	37,608	66,250
1975	32,795	38,633	71,428
1976	33,013	39,716	72,729
1977	35,848	41,512	77,360
1978	38,692	42,867	81,559
1979	42,521	43,826	86,347

**COMPARATIVE TABLE VIII
STATEWIDE AVERAGE CASELOAD PER JUDGE**

Year	Judicial Circuits	Chancery Circuits (Probate Included)	Statewide Total
1969	881	1,228	1,051
1970	899	1,227	1,055
1971	812	1,337	1,058
1972	846	1,494	1,150
1973	892	1,422	1,157
1974	1,022	1,504	1,250
1975	1,131	1,485	1,299
1976	1,138	1,528	1,322
1977	1,236	1,537	1,381
1978	1,334	1,587	1,456
1979	1,289	1,328	1,371

**COMPARATIVE TABLE IX
RANKING OF JUDICIAL CIRCUITS
BY CASELOAD PER JUDGE
1979**

RANKING	CIRCUIT	NUMBER OF JUDGES	NUMBER OF COUNTIES IN CIRCUIT	FILINGS PER JUDGE
1	Sixth	5	2	2,211
2	Twelfth	2	2	1,956
3	Eleventh	2	3	1,497
4	Seventeenth	1	3	1,441
5	Tenth	1	5	1,373
6	Nineteenth	1	2	1,275
7	Seventh	1	3	1,238
8	Eighth	1	4	1,238
9	First	2	6	1,218
10	Third	1	4	1,191
11	Eighteenth (East)	1	1	1,148
12	Fourth	2	2	1,141
13	Second	3	6	1,138
14	Fifth	1	3	1,077
15	Fifteenth	1	4	945
16	Twentieth	1	3	886
17	Sixteenth	1	5	878
18	Fourteenth	1	4	842
19	Thirteenth	2	6	813
20	Ninth (West)	1*	3	518
21	Ninth (East)	1*	2	499
22	Eighteenth (West)	1*	2	300

Statewide average caseload per judge: 1,288

Note: *Asterisk indicates that judge is Circuit Judge and Chancellor

COMPARATIVE TABLE X
RANKING OF CHANCERY CIRCUITS
BY CASELOAD PER JUDGE
(PROBATE INCLUDED)
1979

RANKING	CIRCUIT	NUMBER OF JUDGES	NUMBER OF COUNTIES IN CIRCUIT	FILINGS PER JUDGE
1	Nineteenth	1	2	2,017
2	Sixth	4	2	1,918
3	Eighteenth (East)	1	1	1,669
4	Second	3	6	1,589
5	Tenth	1	5	1,578
6	Seventeenth	1	3	1,498
7	Fourteenth	1	4	1,497
8	Seventh	1	3	1,490
9	Twelfth	2	2	1,414
10	Thirteenth	2	6	1,283
11	Fifth	1	3	1,275
12	Fourth	2	2	1,274
13	First	2	6	1,239
14	Sixteenth	1	5	1,178
15	Fifteenth	1	4	1,147
16	Eleventh	2	3	1,133
17	Twentieth	1	3	1,104
18	Third	1	4	1,015
19	Eighth	2	4	785
20	Ninth (West)	1*	3	703
21	Ninth (East)	1*	2	497
22	Eighteenth (West)	1*	2	457

Statewide average caseload per chancellor: 1,328

Note: Asterisk indicates that judge is Circuit Judge and Chancellor

TRIAL COURT ADMINISTRATION

The two categories of administrators for the Arkansas trial courts of general jurisdiction are:

- 1. Trial Court Administrators
- 2. Case Coordinators

Established under federal grants from the Arkansas Crime Commission or under the provisions of legislative acts, the offices of administrators and coordinators have provided much needed administrative services to Arkansas Trial Judges.

Over the last five years, the Arkansas Courts have experienced a tremendous increase in workloads. The increase in case filings and the resulting increase in the average caseload per judge has placed a tremendous burden on the judiciary and their staffs. This increase in their adjudicative responsibilities brings a corresponding increase in the administrative responsibilities inherent in the management of the courts. With the assistance of administrators and coordinators, the judges are able to exercise greater control over the various management functions inherent in the operation of the court systems. This has produced a significant increase in the number of cases disposed while producing a more efficient and effective administrative system.

While the duties of administrators and coordinators vary from circuit to circuit, the general areas of responsibility may be outlined as follows:

TRIAL COURT ADMINISTRATORS

Under the direction and supervision of the judges, the court administrators assume responsibility for the functions of financial management, personnel management, case flow and calendar management, jury and witness management, statistical report management, physical resource management, grant management, and systems management. Additional duties in connection with juvenile courts and municipal courts may also be assumed by the court administrators. In general, the administrators provide services of planning, organizing, directing, monitoring and coordination of these administrative functions of the court system under the direction of the judges.

CASE COORDINATORS

Under the direction and supervision of the judges, the case coordinators assume responsibility for case-flow management. Coordinators maintain court calendars and dockets, setting cases for trial, scheduling hearings of motions, felony pleas and arraignments, bond forfeitures, and Rule 37 hearings. Coordinators monitor case filings and dispositions and prepare reports on these statistics. In addition, coordinators monitor continuances and serve as a liaison between judges and attorneys to insure that case dispositions are not delayed unnecessarily. In general, case coordinators implement and maintain case control systems which provide a more efficient and effective operating procedure for scheduling cases, while permitting the judges to focus greater attention to their adjudicative responsibilities.

The services provided by trial court administrators and case coordinators are not designed to relieve the judges of their administrative responsibilities, but to provide professional assistance in performing these duties under direction of the judges. As court workloads continue to increase, trial court administrators and case coordinators will continue to play an invaluable role in the efficient administration of justice in Arkansas' Trial Courts.

TRIAL COURT ADMINISTRATORS

Judicial Circuit	Administrator
Twelfth	John Stauffer

CASE COORDINATORS

Sixth	Diane Henson
Sixth	Jane Hulsey
Sixth	Fonda Lyle
Sixth	Gayle Peters
Sixth	Ann Wood
Sixth (Chancery)	Tommy Ellis
Sixth (Chancery)	Jane Oberste
Sixth (Chancery)	Barbara Vinson
Sixth (Chancery)	Beverly Hornbrook
Fifteenth	Pat McVay
Seventeenth	Carolyn Avant
Twentieth	Brenda Graham

PROSECUTING ATTORNEYS

Prosecuting attorneys are elected for two-year terms by the voters of each judicial circuit. They must be citizens of the United States, learned in the law, and a resident of the circuit. Salaries are paid by the State. In addition to his salary the prosecuting attorney is allowed a contingent expense paid by the counties within his circuit on pro rata basis.

It is the duty of the prosecuting attorney to commence and prosecute actions, both civil and criminal, in which the State or any county in his circuit may be concerned. He prosecutes all forfeited recognizances and actions for the recovery of debts, fines, forfeitures or penalties accruing to the State in any county in his circuit. It is also incumbent on the prosecuting attorney to defend all suits brought against the State or any county in his circuit and to give his opinion to any sheriff, constable, justice of the peace or county court on any question of law in any criminal case or other matter in which the State or county is concerned, pending before such court or officer.

Deputy prosecuting attorneys are appointed by the prosecuting attorney, subject to the approval of the Circuit Judge of the county in which the deputy prosecuting attorney will serve. Deputy prosecuting attorneys serve under the direction of the prosecuting attorney. Deputies generally receive their remuneration from the County General Fund of the county in which they serve. In some instances, their compensation is derived from costs assessed in misdemeanor cases, but in the metropolitan areas, they are usually paid salaries.

Generally, prosecuting attorneys try felony cases in the circuit courts, while the work of the deputy consists largely of trying misdemeanor cases in municipal courts and justice of the peace courts, and of assisting the prosecuting attorney in the trial of felony cases in circuit court.

The problems of the office are numerous, particularly as a result of comparatively recent U.S. Supreme Court decisions and the necessity of close supervision of conduct toward prisoners from arrest to time of trial. For an effective administration of justice, it is essential that the prosecuting attorney and his deputies endeavor to work closely with other law enforcement and judicial officers.

The Prosecuting Attorneys' Association is an active group and meets at the call of the President. Officers and board members are elected for a term of one year.

The following open letter from the Honorable Mike Kinard of the Thirteenth Judicial Circuit, President of the Association, sums up the past ac-

complishments and future goals of the Arkansas Prosecuting Attorneys' Association:

In 1979 the Association held four seminars. The first was a three day seminar in April, the subject of which was Trial Diplomacy. This seminar dealt with the conduct of a trial from voir dire to closing argument. Because of the complexities involved in any trial, this seminar was broken into two parts, with the second part being conducted in August 1979.

The Fall 1979 seminar was conducted in November, the subjects of which were Forensic Sciences and Common Reversible Errors.

The annual meeting was held at the University of Arkansas School of Law in Little Rock from November 29 through December 1, 1979. An information conference was presented by the staff of the State Crime Laboratory. The prosecutors and deputies both enjoyed and found educational the tour of the Crime Laboratory facilities.

The Prosecutors' Association has also undertaken the task of writing and publishing manuals in order to simplify, clarify and standardize criminal forms and procedures. The first book, *The Prosecutor's Trial Manual*, was completed in 1977. It covers all phases of the Arkansas criminal process from the decision to charge to the appellate procedure. At the time of publication, the manual was considered to be one of the most complete collections of state criminal law publication in the country. An *Extradition Manual* followed, detailing the intricate procedures employed to extradite an accused from state to state. The authors have just completed the final touches on a third book which should be printed by the end of July: *The Elements Manual*. This book covers the essential elements of all of the new criminal code offenses and the common defenses which are encountered. It will assist the prosecutor or deputy in determining with which offense the defendant should be charged. In the planning stage is a final work, *The Prosecutor's Duties Manual*, which will provide a comprehensive review of the functions and duties of the prosecuting attorney including his role in Rule 37 petitions, civil commitments and quorum court representation. Finally, we note that all of the manuals are supplemented annually by the research center to ensure that the books do not become dated.

The Prosecutor Coordinator's Office also provides a broad range of research services through its Legal Research Center. The Center, which is staffed by an attorney and a third year law student, upon request, prepares extensive legal memoranda, county government opinions and trial briefs. To aid in its research, the office maintains a criminal law

brief bank which includes every point of law briefed by the Criminal Justice Division of the Attorney General's Office on a state appeal.

Additionally, the Center prepares various criminal litigation forms (e.g. model information, citation and civil commitment forms). A semi-monthly newsletter reviewing recent developments in criminal law and listing upcoming events is distributed. Last year, a total of 1449 hours of research was expended by the center on 742 requests.

(Signed)
Mike Kinard
President
Arkansas Prosecuting Attorneys' Association

PROSECUTING ATTORNEYS AND DEPUTIES by Judicial Circuit and County

FIRST CIRCUIT:
Gene Raff—Prosecuting Attorney

DEPUTIES:
Joe Boeckmann, Jr.—Cross
Gordon Humphrey—Cross
David Cahoon—Lee
Ray Galloway—Phillips

Dan Kennett—Monroe
Fletcher Long, Jr.—St. Francis
John D. Eldridge, III—Woodruff

SECOND CIRCUIT:
David Burnett—Prosecuting Attorney

DEPUTIES:
Leon Burrow—Mississippi
Bruce Harlan—Mississippi
Charles Banks—Mississippi
Joe Calvin—Clay
Noyl Houston—Poinsett
Jim Hale, Jr.—Crittenden
Joe Rogers—Crittenden

Robert Thompson—Greene
Ronald Williams—Greene
Brian MacMillan—Greene
Olan Parker, Jr.—Craighead
Michael Walden—Craighead
William Hightower—At Large

THIRD CIRCUIT:
Jim Stallcup—Prosecuting Attorney

DEPUTIES:
David Throesch—Randolph
Stewart K. Lambert—Sharp

Larry Hayes—Lawrence
Harold Erwin—Jackson

FOURTH CIRCUIT:
Kim M. Smith—Prosecuting Attorney

DEPUTIES:
George E. Butler—Washington
Andrew Ziser—Fayetteville

Howard Cain—Madison

FIFTH CIRCUIT:
Alex G. Streett—Prosecuting Attorney

DEPUTIES:
Jon P. Shermer, Jr.—Pope
Jon R. Sanford—Pope

Roderick H. Weaver—Johnson
Joseph Ramos—Franklin

PROSECUTING ATTORNEYS' ASSOCIATION

President Mike Kinard—Magnolia
Vice-President Dub Bentley—Little Rock
Secretary-Treasurer Robert Edwards—Searcy

PROSECUTOR COORDINATOR'S OFFICE

Prosecutor Coordinator Dail Stiles
Assistant Prosecutor Coordinator Caran Curry
Administrative Assistant Sue Canon
Research Assistant Steve Curry

SIXTH CIRCUIT:**Dub Bentley—Prosecuting Attorney****DEPUTIES:**

Marcia Renaud—Pulaski
 Lloyd Haynes—Pulaski
 B. J. Kready—Pulaski
 Judy Kay Mason—Pulaski
 Lee Douglas—Pulaski
 Jim Neal—Pulaski
 David Pake—Pulaski
 Chris Piazza—Pulaski
 Mike Morton—Pulaski

Peter Thomas—Pulaski
 Dale Adams—Pulaski
 Larry Vaught—Pulaski
 Biscoe Bingham—Pulaski
 Hugh Brown—Pulaski
 Robert Crank—Pulaski
 Bill Crowe—Pulaski
 Jim Cullum—Pulaski
 Lloyd King—Perry

SEVENTH CIRCUIT:**Dan Harmon, Jr.—Prosecuting Attorney****DEPUTIES:**

Phil Shirron—Grant
 Robert Garrett—Saline

Paul Lancaster—Saline
 Robert Frazier—Hot Springs

EIGHTH CIRCUIT:**James H. Gunter—Prosecuting Attorney****DEPUTIES:**

Kirk Johnson—Miller
 Charles M. Walker—Hempstead

David Folsom—Lafayette
 Joe M. Fore—Nevada

NINTH CIRCUIT:**George Steel, Jr.—Prosecuting Attorney****DEPUTIES:**

Jim Bob Steele—Howard
 James C. Graves—Pike
 William H. Hodge—Sevier

Eric Bishop—Little River
 John Jackson—Clark

TENTH CIRCUIT:**John Frank Gibson, Jr.—Prosecuting Attorney****DEPUTIES:**

Gibbs Ferguson—Desha
 James A. Ross, Jr.—Drew
 Stark Ligon—Bradley

Gary Draper—Ashley
 G. B. "Bing" Colvin III—Chicot

ELEVENTH CIRCUIT:**C. Wayne Matthews—Prosecuting Attorney****DEPUTIES:**

Matt Fleming—Jefferson
 William Benton—Jefferson
 Tom Brown—Jefferson

Howard "Corky" Holthoff—Lincoln
 Norman Smith—Arkansas

TWELFTH CIRCUIT:**Ron Fields—Prosecuting Attorney****DEPUTIES:**

Lee Kuykendall—Crawford
 Orville Clift—Sebastian
 Jim Mathieson—Sebastian
 J. Lamar Porter—Sebastian

David P. Saxon—Sebastian
 Michael Wheeler—Sebastian
 Deborah Fennell—Sebastian

THIRTEENTH CIRCUIT:**Mike Kinard—Prosecuting Attorney****DEPUTIES:**

Tom Wynne III—Calhoun
 Edward Eckhart—Cleveland
 Steve R. Crane—Columbia
 Bill McLean—Union
 Michael Epley—Columbia

Steve Laney—Ouachita
 Ralph Faulkner—Ouachita
 Beverly Carpenter—Union
 Tom Mays—Dallas

FOURTEENTH CIRCUIT:**Gordon Webb—Prosecuting Attorney****DEPUTIES:****Fred Kirkpatrick—Boone and Newton****Gary Isbell—Marion****FIFTEENTH CIRCUIT:****Tom Tatum—Prosecuting Attorney****DEPUTIES:**

Terry Sullivan—Yell
 Paul X. Williams, Jr.—Logan (S.D.)
 David Cravens—Logan (N.D.)

Bill Strait—Scott
 Ken Helton—Yell

SIXTEENTH CIRCUIT:**T. J. Hively—Prosecuting Attorney****DEPUTIES:**

Dwayne Plumee—Fulton
 Wesley Ketz, Jr.—Izard
 Steve Bell—Stone

David M. Clark—Independence
 James R. Cooper—Clebune

SEVENTEENTH CIRCUIT:**Robert Edwards—Prosecuting Attorney****DEPUTIES:**

Chris Raff—White
 Bill Reed—Lonoke

Randy Gammill—Prairie**EIGHTEENTH CIRCUIT:****Walter Wright—Prosecuting Attorney****DEPUTIES:**

Ben Harrison—Garland
 Louis Longinotti—Garland
 Keith Arman—Garland

Paul Bosson—Garland
 David Maddox—Polk and Montgomery

NINETEENTH CIRCUIT:**David S. Clinger—Prosecuting Attorney****DEPUTIES:**

John Dodge—Benton
 Carol Roddy—Benton

Ray Bunch—Benton
 Kent Coxsey—Carroll

TWENTIETH CIRCUIT:**William Clay Brazil—Prosecuting Attorney****DEPUTIES:**

Ed Clawson—Faulkner
 H. G. Foster—Faulkner

Bobby Crockett—Van Buren

PUBLIC DEFENDERS

Established under federal grants from the Governor's Commission on Crime and Law Enforcement or under the provisions of Act 996 of 1975, the offices of public defender have provided much needed defense services to indigents before Arkansas Circuit Courts.

The offices were created following a line of United States Supreme Court decisions to the effect that an accused must be provided counsel if he cannot afford to retain an attorney. Courts without Public Defender systems in their jurisdictions generally appoint counsel for indigents on a case-by-case basis, drawing upon a roster of practicing attorneys in the county in which the court presides, with each member of the bar taking assignments on a rotating basis.

The appointed-counsel system oftentimes has resulted in appointment of recent law school graduates or attorneys not usually engaged in the practice of criminal law to represent indigent defendants; this system has sometimes resulted in appeals brought on the grounds of denial of effective counsel. The Public Defender programs are designed not only to eliminate these types of problems but also to expedite processing of criminal cases.

The Public Defender projects have won the praise of prosecutors, judges, newspapers and the general public for their role in effectuating competent and expedient handling of criminal matters. The following page presents a brief but enlightening summary of the activities of the offices of Public Defender in West Memphis, Blytheville, Osceola, Fayetteville, Little Rock, Fort Smith, and Rogers.

Judicial Circuit	Public Defender	City
Second (Crittenden County only) Deputy	Thomas Montgomery	West Memphis
Second (Mississippi County only) (Osceola District) Deputy	Ken Cook	West Memphis
	Bill Ross	Blytheville
Fourth	Ralph Wilson, Jr.	Osceola
	Michael B. Dabney	Fayetteville
Sixth Deputy	John W. Anchor	Little Rock
	William R. Simpson, Jr.	Little Rock
Twelfth	Don Langston	Fort Smith
Nineteenth	Tom Keith	Rogers

TABLE XI
STATEWIDE STATISTICS
PUBLIC DEFENDERS
1979

A. JUVENILE COURTS			
number of defendants represented	635		
number and nature of offenses:			
felony	286		
misdemeanor	306		
TOTAL OFFENSES	762		
number of cases awaiting trial		83	
B. MUNICIPAL COURTS			
number of defendants represented	3503		
number and nature of offenses:			
D.W.I.	291		
other traffic	294		
other misdemeanors	3253		
TOTAL OFFENSES	3842		
number guilty or nolo contendere pleas			1765
number of trials			1163
number of cases awaiting trial			558
C. CIRCUIT COURTS			
number of defendants represented	2814		
number and nature of offenses:			
capital	13		
felony	3121		
misdemeanors	395		
TOTAL OFFENSES	3290		
number of guilty or nolo contendere pleas			2121
number of trials			698
number of cases awaiting trial			667
D. TOTAL DEFENDANTS REPRESENTED			
IN ALL COURTS	6700		
TOTAL OFFENSES IN ALL COURTS		7360	
TOTAL CASES AWAITING TRIAL			1217
E. CASES APPEALED TO CIRCUIT COURT			
CASES APPEALED TO STATE SUPREME COURT	248		
	159		
F. RULE 37 HEARING APPOINTMENTS			
	13		

COURT REPORTERS

The court reporters in Arkansas maintain an active organization. Although ever increasing caseloads have placed a heavy burden of responsibility on them and work volume sometimes causes some delay in the preparation of the records on appeal, in most instances their work reflects a deep loyalty to the courts and their profession.

In addition, the association selects one of its members to report the proceedings of the annual meeting of the State Judicial Council without charge. The council is indebted to the association for its splendid contribution.

Officers of the Court Reporters' Association are:

President—Barbara Walker, Fort Smith
Vice President—Joan Porter, Fayetteville
Secretary—Rita Goss, Fayetteville
Treasurer—Fern Nicholson, Harrison

COURT REPORTERS

Judicial Circuits		Chancery Circuits	
CIRCUIT	REPORTER	CIRCUIT	REPORTER
First	Charlene Roberson	First	Jeffrey Bennett
First	Nancy Norman	First	Linda Worstell
Second	Clyde Still	Second	Gordon Saylor
Second	William Kisselburg	Second	Gary Johnson
Second	Al Barnett	Second	Suzie Johnson
Third	Joyce King	Third	Anita Howard
Fourth	Rita Goss	Fourth	Ada Anderson
Fourth	Phillip Seamster	Fourth	Darlene Taylor
Fifth	Johna Gibson	Fourth	Joan Porter
Sixth	Bette Williams	Fourth	Debbie Miller
Sixth	Marjorie Gachot	Fifth	Ruth Teal
Sixth	Loretta Johnson	Sixth	Sandra Barnhart
Sixth	Nina Flack	Sixth	Bill McFarland, Jr.
Sixth	Raymia Knestrict	Sixth	Jacqueline Labat
Seventh	Lois Green	Sixth	Jane Knight
Eighth	James Erwin	Seventh	Sally Cox
Ninth (East)	William Mauldin	Eighth	Betty Voltz
Ninth (West)	Roy Clingan	Eighth	Carl Arrington
Tenth	Marilyn Ashcraft	Ninth (East)	William Mauldin
Eleventh	Joan Evans	Ninth (West)	Roy Clingan
Eleventh	James Taylor	Tenth	Flora Clarke
Twelfth	Barbara Walker	Eleventh	Nell Wilson
Twelfth	Wylie Brewer	Eleventh	Bobbie Jones
Thirteenth	Marian Schmidt	Twelfth	Becky Kimbrough
Thirteenth	Eloise Paulus	Twelfth	Mickey Sparks
Fourteenth	Fern Nicholson	Twelfth	Karolyn Sparkman
Fifteenth	Samuel Pollan	Thirteenth	Sherry Beasley
Sixteenth	Fay Dilbeck	Thirteenth	Sue Martin
Seventeenth	Allen Hill	Fourteenth	Pat Frederick
Eighteenth (East)	Ruby Duke	Fifteenth	Larry Shepherd
Eighteenth (West)	Joyce Woolf	Sixteenth	Laura Clark
Nineteenth	Kenneth Dover	Seventeenth	Shirley Perry
Twentieth	Roberta Lackey	Eighteenth (East)	Mary Hill
		Eighteenth (West)	Joyce Woolf
		Nineteenth	Joyce Cooper
		Twentieth	Mary Crownover

CLERKS OF THE COURT

The two categories for the Arkansas trial courts of general jurisdiction are:

1. Circuit and Chancery Court Clerks
2. County and Probate Court Clerks

The circuit clerks and the county clerks are elected by the voters of each county for a term of two years.

3. Issuing the notices and writs requested by the parties or the court.
4. Filing with the Judicial Department reports reflecting the number and types of cases being filed in the court, plus other information requested by the department.

The elected circuit clerks are also designated as the clerks of the chancery courts, Sec. 22-441, Ark. Stats. Ann. However, this provision of the law does not apply to Pulaski County, in which the chancery court clerk is appointed by the chancellors. Sec. 23-326, Ark. Stats. Ann.

The circuit clerks and county clerks are further responsible for the performance of duties not connected with trial court functions. The circuit clerk is also the ex-officio recorder of the county, and, as such, records and indexes all documents affecting the title to real estate within the county, and maintains files and records on all security transactions under the Uniform Commerical Code, except those transactions filed solely in the Secretary of State's Office. The county clerk prepares the county property tax books, collects the delinquent property taxes, maintains the voter registration records, and issues and records marriage licenses.

As clerks of trial courts, all perform the duties incidental to the office, such as:

1. Filing and maintaining all legal documents pertaining to the cases.
2. Preparing and maintaining the docket books.

OFFICERS OF THE ARKANSAS CIRCUIT CLERKS' ASSOCIATION ARE:

President W. M. "Bill" Harkey,
Independence County

Vice-President Rhett Moore,
Lawrence County

Secretary-Treasurer Jacque Alexander,
Pulaski County

OFFICERS OF THE ARKANSAS ASSOCIATION OF COUNTY AND PROBATE CLERKS ARE:

President Ben Horne,
Cross County

1st Vice-President Dorothy C. Barnard,
St. Francis County

2nd Vice-President J. D. Edgin,
Franklin County

3rd Vice-President Rodger Langster,
Clebune County

Secretary Carol Worley,
Carroll County

Treasurer Marilyn Edwards,
Washington County

CIRCUIT AND COUNTY CLERKS—1980

COUNTY
 ARKANSAS
 ASHLEY
 BAXTER
 BENTON
 BOONE
 BRADLEY
 CALHOUN
 CARROLL
 CHICOT
 CLARK
 CLAY
 CLEBURNE
 CLEVELAND
 COLUMBIA
 CONWAY
 CRAIGHEAD
 CRAWFORD
 CRITTENDEN
 CROSS
 DALLAS
 DESHA
 DREW
 FAULKNER
 FRANKLIN
 FULTON
 GARLAND
 GRANT
 GREENE
 HEMPSTEAD
 HOT SPRING
 HOWARD
 INDEPENDENCE
 IZARD
 JACKSON
 JEFFERSON
 JOHNSON
 LAFAYETTE
 LAWRENCE
 LEE
 LINCOLN
 LITTLE RIVER
 LOGAN
 LONOKE
 MADISON
 MARION
 MILLER
 MISSISSIPPI
 MONROE
 MONTGOMERY
 NEVADA
 NEWTON
 OUACHITA
 PERRY
 PHILLIPS
 PIKE
 POINSETT
 POLK

CIRCUIT CLERK
 Joan L. Pollard
 C. Dean Nelson
 Arnold R. Knight
 Josephine R. Heyland
 Naomi Parker
 Herschel Turner
 Harold Watson
 Jackie Bunch
 Gladys Hicks
 Billy C. Williams
 Gary Magee
 Rodger Langster
 John T. Reed
 Harold Rogers
 Bobby Epperson
 Opie Chambers
 Beverly Powell
 Mary S. Besett
 Claude E. Brawner, Jr.
 Ann Thrash Bonner
 Gale M. Rowland
 Mary Pennington
 Lucy Glover
 Janice Morris
 Gene Maguffee
 Calvin Sanders
 Rita Barnes
 Ella Raspberry
 Mrs. Bonnie Lively
 Ralph Parrish
 Kay McClure
 Bill Harkey
 Paul Weaver
 Donald Daniels
 O. W. "Pete" Long
 Betty Hardgrave
 Tom Stevens
 Rhett Moore
 Willa Dean Spath
 E. C. Hardin, Jr.
 Helen Green
 Helen Colburn
 Garland B. Bain
 Marolyn Green
 Edith Williams
 Nadine Duncan
 Donna DiCicco
 Jane Henry
 Essie Mae Black
 James Roy Brown
 Oxford Hamilton
 Elizabeth Eppinette
 Thomas F. Jones
 Patsy H. Nicholls
 Marilyn Strawn
 Barbara Eastin
 Janie W. Foster

COUNTY CLERK
 W. B. Norsworthy
 Sarah Atkins
 Arnold R. Knight
 Harry M. Pratt
 David Witty
 Ioma McKinney
 Harold Watson
 Carol Worley
 Laverne Seale
 Polly Pennington
 Cecil Crews
 Rodger Langster
 John T. Reed
 Nell Marie Smith
 Johnnie Sue Mayall
 Harold Thompson
 Harold D. Loyd
 Eunice C. Cole
 Ben Horne
 Ann Thrash Bonner
 Danny Calvert
 Wesley Cavaness
 Ruben Goss
 J. D. Edgin
 Gene Maguffee
 Bill Ridgeway
 Rita Barnes
 Nadine Jamison
 Mrs. Dee McMurrough
 Pat McCoy
 Delta Chalker
 Margaret Boothby
 Paul Weaver
 Clint Massey
 A. G. "Abe" Stone
 Evan L. Sparks
 Diane Fletcher
 Vurnee Jones
 Norris C. Hodge
 R. A. Goyen
 Dolores Pullen
 Penn Smith
 Mrs. Janice Phillips
 Herbert Hathorn
 Edith Williams
 Ted Thomas
 Helen P. Schenk
 Clyde Jacks
 Essie Mae Black
 Rufus Hicks
 Oxford Hamilton
 Ed Livingston
 Thomas F. Jones
 David Ewart
 Marilyn Strawn
 Ralph L. Walker
 Patricia Myers

COUNTY

POPE
 PRAIRIE
 PULASKI
 PULASKI
 RANDOLPH
 ST. FRANCIS
 SALINE
 SCOTT
 SEARCY
 SEBASTIAN
 SEVIER
 SHARP
 STONE
 UNION
 VAN BUREN
 WASHINGTON
 WHITE
 WOODRUFF
 YELL

CIRCUIT CLERK

Reece N. Caudle
 Billy M. Garth
 Jacque Alexander
 CHANCERY—Thomas B. Yancey
 Jack Wilson
 William C. "Bill" Gatling
 James H. "Jimmy" Seals
 Evelyn Ammons
 George Swiderski
 Nancy Brewer
 Mrs. Louise Lacefield
 Claudia Carver
 Pat Newcomb
 Lorene Flenniken
 Sammy Collums
 Alma L. Kollmeyer
 Jim Lankford
 Edwin B. Jimerson
 Fay Mathis

COUNTY CLERK

Ernest L. Powers
 Billy M. Grath
 Charles Jackson
 Phyllis French
 Mrs. Dorothy C. Bernard
 George Ramsey
 Evelyn Ammons
 George Swiderski
 Ruth Carmack
 Sandra Dunn
 Claudia Carver
 Pat Newcomb
 Madelyn Atkinson
 Sammy Collums
 Marilyn Edwards
 William Moore
 Elbert R. "Bing" Miller
 Fay Mathis

JUDICIAL CIRCUITS FROM 01/01/79 TO 12/31/79

Circuit and County	Cases Pending Start	Cases Filed	Cases Terminated	Cases Pending At End	Age of All Cases Pending Less 1 Yr.	1-2 Yrs.	Over 2 Yrs.	% Over 2 Yrs.	Currency Gain or Loss
FIRST CIRCUIT									
CROSS COUNTY									
Capital	4	4	6	2	2	0	0	0.00	+ 2
Felony	19	107	97	29	29	0	0	0.00	- 10
Misdemeanor	3	8	9	2	2	0	0	0.00	+ 1
TOTAL CRIMINAL	26	119	112	33	33	0	0	0.00	- 7
TOTAL CIVIL	86	153	128	111	84	25	2	1.80	- 25
TOTAL CIVIL & CRIMINAL	112	272	240	144	117	25	2	1.39	- 32
LEE COUNTY									
Capital	0	0	0	0	0	0	0	0.00	+ 0
Felony	25	60	61	24	24	0	0	0.00	+ 1
Misdemeanor	2	18	6	14	14	0	0	0.00	- 12
TOTAL CRIMINAL	27	78	67	38	38	0	0	0.00	- 11
TOTAL CIVIL	73	115	115	73	52	10	11	15.07	+ 0
TOTAL CIVIL & CRIMINAL	100	193	182	111	90	10	11	9.91	- 11
MONROE COUNTY									
Capital	0	0	0	0	0	0	0	0.00	+ 0
Felony	26	99	62	63	57	4	2	3.17	- 37
Misdemeanor	5	39	13	31	26	0	5	16.13	- 26
TOTAL CRIMINAL	31	138	75	94	83	4	7	7.45	- 63
TOTAL CIVIL	127	174	162	139	79	17	43	30.94	- 12
TOTAL CIVIL & CRIMINAL	158	312	237	233	162	21	50	21.46	- 75
PHILLIPS COUNTY									
Capital	2	4	3	3	3	0	0	0.00	- 1
Felony	60	154	169	45	41	3	1	2.22	+ 15
Misdemeanor	288	306	228	366	250	101	15	4.10	- 78
TOTAL CRIMINAL	350	464	400	414	294	104	16	3.86	- 64
TOTAL CIVIL	238	416	421	233	165	34	34	14.59	+ 5
TOTAL CIVIL & CRIMINAL	588	880	821	647	459	138	50	7.73	- 59
ST. FRANCIS COUNTY									
Capital	1	1	0	2	2	0	0	0.00	- 1
Felony	79	146	190	35	34	0	1	2.86	+ 44
Misdemeanor	119	140	205	54	52	0	2	3.70	+ 65
TOTAL CRIMINAL	199	287	395	91	88	0	3	3.30	+ 108
TOTAL CIVIL	250	300	301	249	194	43	12	4.82	+ 1
TOTAL CIVIL & CRIMINAL	449	587	696	340	282	43	15	4.41	+ 109
WOODRUFF COUNTY									
Capital	0	1	0	1	1	0	0	0.00	- 1
Felony	26	80	45	61	48	10	3	4.92	- 35
Misdemeanor	15	15	16	14	12	2	0	0.00	+ 1
TOTAL CRIMINAL	41	96	61	76	61	12	3	3.95	- 35
TOTAL CIVIL	68	97	69	96	68	20	8	8.33	- 28
TOTAL CIVIL & CRIMINAL	109	193	130	172	129	32	11	6.40	- 63
FIRST CIRCUIT TOTALS									
Capital	7	10	9	8	8	0	0	0.00	- 1
Felony	235	646	624	257	233	17	7	2.72	- 22
Misdemeanor	432	526	477	481	356	103	22	4.57	- 49
TOTAL CRIMINAL	674	1182	1110	746	597	120	29	3.89	- 72
TOTAL CIVIL	842	1255	1196	901	642	149	110	12.21	- 59
TOTAL CIVIL & CRIMINAL	1516	2437	2306	1647	1239	269	139	8.44	- 131

JUDICIAL CIRCUITS FROM 01/01/79 TO 12/31/79

Circuit and County	Cases Pending Start	Cases Filed	Cases Terminated	Cases Pending At End	Age of All Cases Pending Less 1 Yr.	1-2 Yrs.	Over 2 Yrs.	% Over 2 Yrs.	Currency Gain or Loss
SECOND CIRCUIT									
CLAY COUNTY									
Capital	1	1	0	0	0	0	0	0.00	+ 1
Felony	25	38	43	20	19	1	0	0.00	+ 5
Misdemeanor	7	12	8	11	7	4	0	0.00	- 4
TOTAL CRIMINAL	33	51	53	31	26	5	0	0.00	+ 2
TOTAL CIVIL	90	112	123	79	55	17	7	8.86	+ 11
TOTAL CIVIL & CRIMINAL	123	163	176	110	81	22	7	6.36	+ 13
CRAIGHEAD COUNTY									
Capital	0	2	0	2	2	0	0	0.00	- 2
Felony	101	156	166	91	68	17	6	6.59	+ 10
Misdemeanor	102	49	70	81	27	29	25	30.86	+ 21
TOTAL CRIMINAL	203	207	236	174	97	46	31	17.82	+ 29
TOTAL CIVIL	373	691	556	508	390	86	32	6.30	- 135
TOTAL CIVIL & CRIMINAL	576	898	792	682	487	132	63	9.24	- 106
CRITTENDEN COUNTY									
Capital	4	9	8	5	1	1	3	60.00	- 1
Felony	224	283	289	218	46	107	65	29.82	+ 6
Misdemeanor	116	147	147	116	27	58	31	26.72	+ 0
TOTAL CRIMINAL	344	439	444	339	74	166	99	29.20	+ 5
TOTAL CIVIL	332	459	338	453	97	269	87	19.21	- 121
TOTAL CIVIL & CRIMINAL	676	898	782	792	171	435	186	23.48	- 116
GREENE COUNTY									
Capital	1	1	0	2	1	0	1	50.00	- 1
Felony	44	93	83	54	30	17	7	12.96	- 10
Misdemeanor	18	35	44	9	8	1	0	0.00	+ 9
TOTAL CRIMINAL	63	129	127	65	39	18	8	12.31	- 2
TOTAL CIVIL	108	215	201	122	104	17	1	0.82	- 14
TOTAL CIVIL & CRIMINAL	171	344	328	187	143	35	9	4.81	- 16
MISSISSIPPI COUNTY									
Capital	0	1	0	1	1	0	0	0.00	- 1
Felony	121	325	335	111	99	12	0	0.00	+ 10
Misdemeanor	34	27	50	11	9	2	0	0.00	+ 23
TOTAL CRIMINAL	155	353	385	123	109	14	0	0.00	+ 32
TOTAL CIVIL	200	416	362	254	206	38	10	3.94	- 54
TOTAL CIVIL & CRIMINAL	355	769	747	377	315	52	10	2.65	- 22
POINSETT COUNTY									
Capital	0	0	0	0	0	0	0	0.00	+ 0
Felony	34	98	78	54	34	17	3	5.56	- 20
Misdemeanor	3	9	6	6	6	0	0	0.00	- 3
TOTAL CRIMINAL	37	107	84	60	40	17	3	5.00	- 23
TOTAL CIVIL	109	235	196	148	113	25	10	6.76	- 39
TOTAL CIVIL & CRIMINAL	146	342	280	208	153	42	13	6.25	- 62
SECOND CIRCUIT TOTALS									
Capital	6	14	10	10	5	1	4	40.00	- 4
Felony	549	993	994	548	296	171	81	14.78	+ 1
Misdemeanor	280	279	325	234	84	94	56	23.93	+ 46
TOTAL CRIMINAL	835	1286	1329	792	385	266	141	17.80	+ 43
TOTAL CIVIL	1212	2128	1776	1564	965	452	147	9.40	- 352
TOTAL CIVIL & CRIMINAL	2047	3414	3105	2356	1350	718	288	12.22	- 309

JUDICIAL CIRCUITS FROM 01/01/79 TO 12/31/79

Circuit and County	Cases Pending Start	Cases Filed	Cases Terminated	Cases Pending At End	Age of All Cases Pending			% Over 2 Yrs.	Currency Gain or Loss
					Less 1 Yr.	1-2 Yrs.	Over 2 Yrs.		
THIRD CIRCUIT									
JACKSON COUNTY									
Capital	0	1	0	1	1	0	0	0.00	- 1
Felony	42	89	89	42	28	12	2	4.76	+ 0
Misdemeanor	75	104	119	60	45	12	3	5.00	+ 15
TOTAL CRIMINAL	117	194	208	103	74	24	5	4.85	+ 14
TOTAL CIVIL	224	494	437	281	185	81	15	5.34	- 57
TOTAL CIVIL & CRIMINAL	341	688	645	384	259	105	20	5.21	- 43
LAWRENCE COUNTY									
Capital	0	0	0	0	0	0	0	0.00	+ 0
Felony	55	86	99	42	40	2	0	0.00	+ 13
Misdemeanor	6	11	9	8	7	1	0	0.00	- 2
TOTAL CRIMINAL	61	97	108	50	47	3	0	0.00	+ 11
TOTAL CIVIL	148	166	181	133	99	27	7	5.26	+ 15
TOTAL CIVIL & CRIMINAL	209	263	289	183	146	30	7	3.83	+ 26
RANDOLPH COUNTY									
Capital	0	0	0	0	0	0	0	0.00	+ 0
Felony	30	31	23	38	28	10	0	0.00	- 8
Misdemeanor	9	16	21	4	4	0	0	0.00	+ 5
TOTAL CRIMINAL	39	47	44	42	32	10	0	0.00	- 3
TOTAL CIVIL	88	57	46	99	91	5	3	3.03	- 11
TOTAL CIVIL & CRIMINAL	127	104	90	141	123	15	3	2.13	- 14
SHARP COUNTY									
Capital	0	0	0	0	0	0	0	0.00	+ 0
Felony	53	33	55	31	27	2	2	6.45	+ 22
Misdemeanor	0	4	3	1	1	0	0	0.00	- 1
TOTAL CRIMINAL	53	37	58	32	28	2	2	6.25	+ 21
TOTAL CIVIL	94	99	98	95	72	16	7	7.37	- 1
TOTAL CIVIL & CRIMINAL	147	136	156	127	100	18	9	7.09	+ 20
THIRD CIRCUIT TOTALS									
Capital	0	1	0	1	1	0	0	0.00	- 1
Felony	180	239	266	153	123	26	4	2.61	+ 27
Misdemeanor	90	135	152	73	57	13	3	4.11	+ 17
TOTAL CRIMINAL	270	375	418	227	181	39	7	3.08	+ 43
TOTAL CIVIL	554	816	762	608	447	129	32	5.26	- 54
TOTAL CIVIL & CRIMINAL	824	1191	1180	835	628	168	39	4.67	- 11
FOURTH CIRCUIT									
MADISON COUNTY									
Capital	0	0	0	0	0	0	0	0.00	+ 0
Felony	22	43	36	29	18	8	3	10.34	- 7
Misdemeanor	0	9	3	6	6	0	0	0.00	- 6
TOTAL CRIMINAL	22	52	39	35	24	8	3	8.57	- 13
TOTAL CIVIL	59	99	91	67	53	9	5	7.46	- 8
TOTAL CIVIL & CRIMINAL	81	151	130	102	77	17	8	7.84	- 21
WASHINGTON COUNTY									
Capital	3	1	3	1	1	0	0	0.00	+ 2
Felony	662	560	514	708	195	220	293	41.38	- 46
Misdemeanor	15	77	27	65	50	15	0	0.00	- 50
TOTAL CRIMINAL	680	638	544	774	246	235	293	37.86	- 94
TOTAL CIVIL	1131	1493	961	1663	1002	489	172	10.34	- 532
TOTAL CIVIL & CRIMINAL	1811	2131	1505	2437	1248	724	465	19.08	- 626

JUDICIAL CIRCUITS FROM 01/01/79 TO 12/31/79

Circuit and County	Cases Pending Start	Cases Filed	Cases Terminated	Cases Pending At End	Age of All Cases Pending			% Over 2 Yrs.	Currency Gain or Loss
					Less 1 Yr.	1-2 Yrs.	Over 2 Yrs.		
FOURTH CIRCUIT TOTALS									
Capital	3	1	3	1	1	0	0	0.00	+ 2
Felony	684	603	550	737	213	228	296	40.16	- 53
Misdemeanor	15	86	30	71	56	15	0	0.00	- 56
TOTAL CRIMINAL	702	690	583	809	270	243	296	36.59	- 107
TOTAL CIVIL	1190	1592	1052	1730	1055	498	177	10.23	- 540
TOTAL CIVIL & CRIMINAL	1892	2282	1635	2539	1325	741	473	18.63	- 647
FIFTH CIRCUIT									
FRANKLIN COUNTY									
Capital	0	4	2	2	2	0	0	0.00	- 2
Felony	70	39	73	36	20	14	2	5.56	+ 34
Misdemeanor	3	4	7	0	0	0	0	0.00	+ 3
TOTAL CRIMINAL	73	47	82	38	22	14	2	5.26	+ 35
TOTAL CIVIL	153	114	186	81	58	16	7	8.64	+ 72
TOTAL CIVIL & CRIMINAL	226	161	268	119	80	30	9	7.56	+ 107
JOHNSON COUNTY									
Capital	0	1	0	1	1	0	0	0.00	- 1
Felony	21	118	88	51	45	6	0	0.00	- 30
Misdemeanor	0	0	0	0	0	0	0	0.00	+ 0
TOTAL CRIMINAL	21	119	88	52	46	6	0	0.00	- 31
TOTAL CIVIL	89	146	101	134	96	32	6	4.48	- 45
TOTAL CIVIL & CRIMINAL	110	265	189	186	142	38	6	3.23	- 76
POPE COUNTY									
Capital	0	0	0	0	0	0	0	0.00	+ 0
Felony	83	162	115	130	101	29	0	0.00	- 47
Misdemeanor	17	73	48	42	41	1	0	0.00	- 25
TOTAL CRIMINAL	100	235	163	172	142	30	0	0.00	- 72
TOTAL CIVIL	441	416	354	503	340	148	15	2.98	- 62
TOTAL CIVIL & CRIMINAL	541	651	517	675	482	178	15	2.22	- 134
FIFTH CIRCUIT TOTALS									
Capital	0	5	2	3	3	0	0	0.00	- 3
Felony	174	319	276	217	166	49	2	0.92	- 43
Misdemeanor	20	77	55	42	41	1	0	0.00	- 22
TOTAL CRIMINAL	194	401	333	262	210	50	2	0.76	- 68
TOTAL CIVIL	683	676	641	718	494	196	28	3.90	- 35
TOTAL CIVIL & CRIMINAL	877	1077	974	980	704	246	30	3.06	- 103
SIXTH CIRCUIT									
PERRY COUNTY									
Capital	0	0	0	0	0	0	0	0.00	+ 0
Felony	2	19	14	7	7	0	0	0.00	- 5
Misdemeanor	3	6	2	7	4	3	0	0.00	- 4
TOTAL CRIMINAL	5	25	16	14	11	3	0	0.00	- 9
TOTAL CIVIL	86	91	91	86	48	30	8	9.30	+ 0
TOTAL CIVIL & CRIMINAL	91	116	107	100	59	33	8	8.00	- 9
PULASKI COUNTY DIVISION I									
Capital	1	4	5	0	0	0	0	0.00	+ 1
Felony	818	635	1024	429	321	68	40	9.32	+ 389
Misdemeanor	454	378	612	220	163	53	4	1.82	+ 234
TOTAL CRIMINAL	1273	1017	1641	649	484	121	44	6.78	+ 624
TOTAL CIVIL	0	0	0	0	0	0	0	0.00	+ 0
TOTAL CIVIL & CRIMINAL	1273	1017	1641	649	484	121	44	6.78	+ 624

JUDICIAL CIRCUITS FROM 01/01/79 TO 12/31/79

Circuit and County	Cases Pending Start	Cases Filed	Cases Terminated	Cases Pending At End	Age of All Cases Pending			% Over 2 Yrs.	Currency Gain or Loss
					Less 1 Yr.	1-2 Yrs.	Over 2 Yrs.		
PULASKI COUNTY DIVISION 2									
Capital	0	5	5	0	0	0	0	0.00	+ 0
Felony	4	307	188	123	120	3	0	0.00	- 119
Misdemeanor	19	215	117	57	57	0	0	0.00	- 38
TOTAL CRIMINAL	23	527	370	180	177	3	0	0.00	- 157
TOTAL CIVIL	2553	1652	2560	1645	703	579	363	22.07	+ 908
TOTAL CIVIL & CRIMINAL	2576	2179	2930	1825	880	582	363	19.89	+ 751
PULASKI COUNTY DIVISION 3									
Capital	0	0	0	0	0	0	0	0.00	+ 0
Felony	0	0	0	0	0	0	0	0.00	+ 0
Misdemeanor	0	0	0	0	0	0	0	0.00	+ 0
TOTAL CRIMINAL	0	0	0	0	0	0	0	0.00	+ 0
TOTAL CIVIL	2295	3320	3788	1827	1258	338	231	12.64	+ 468
TOTAL CIVIL & CRIMINAL	2295	3320	3788	1827	1258	338	231	12.64	+ 468
PULASKI COUNTY DIVISION 4									
Capital	0	1	0	1	1	0	0	0.00	- 1
Felony	336	317	473	180	90	60	30	16.67	+ 156
Misdemeanor	194	206	277	123	70	43	10	8.13	+ 71
TOTAL CRIMINAL	530	524	750	304	161	103	40	13.16	+ 226
TOTAL CIVIL	0	1497	985	512	512	0	0	0.00	- 512
TOTAL CIVIL & CRIMINAL	530	2021	1735	816	673	103	40	4.90	- 286
PULASKI COUNTY DIVISION 5									
Capital	0	9	9	0	0	0	0	0.00	+ 0
Felony	0	436	265	171	129	38	4	2.34	- 171
Misdemeanor	0	200	109	91	91	0	0	0.00	- 91
TOTAL CRIMINAL	0	645	383	262	220	38	4	1.53	- 262
TOTAL CIVIL	0	1759	1232	527	517	10	0	0.00	- 527
TOTAL CIVIL & CRIMINAL	0	2404	1615	789	737	48	4	0.51	- 789
PULASKI COUNTY TOTALS									
Capital	1	19	19	1	1	0	0	0.00	+ 0
Felony	1158	1595	1950	903	660	169	74	8.19	+ 255
Misdemeanor	667	999	1175	491	381	96	14	2.85	+ 176
TOTAL CRIMINAL	1826	2713	3144	1395	1042	265	88	6.31	+ 431
TOTAL CIVIL	4848	8228	8565	4511	2990	927	594	13.17	+ 337
TOTAL CIVIL & CRIMINAL	6674	10941	11709	5906	4032	1192	682	11.55	+ 768
SIXTH CIRCUIT TOTALS									
Capital	1	19	19	1	1	0	0	0.00	+ 0
Felony	1160	1714	1964	910	667	169	74	8.13	+ 250
Misdemeanor	670	1005	1177	498	385	99	14	2.81	+ 172
TOTAL CRIMINAL	1831	2738	3160	1409	1053	268	88	6.25	+ 422
TOTAL CIVIL	4934	8319	8656	4597	3038	957	602	13.10	+ 337
TOTAL CIVIL & CRIMINAL	6765	11057	11816	6006	4091	1225	690	11.49	+ 759
SEVENTH CIRCUIT									
GRANT COUNTY									
Capital	1	0	1	0	0	0	0	0.00	+ 1
Felony	24	30	18	36	23	13	0	0.00	- 12
Misdemeanor	11	6	6	11	1	10	0	0.00	+ 0
TOTAL CRIMINAL	36	36	25	47	24	23	0	0.00	- 11
TOTAL CIVIL	47	181	72	156	137	18	1	0.64	- 109
TOTAL CIVIL & CRIMINAL	83	217	97	203	161	41	1	0.49	- 120

JUDICIAL CIRCUITS FROM 01/01/79 TO 12/31/79

Circuit and County	Cases Pending Start	Cases Filed	Cases Terminated	Cases Pending At End	Age of All Cases Pending			% Over 2 Yrs.	Currency Gain or Loss
					Less 1 Yr.	1-2 Yrs.	Over 2 Yrs.		
HOT SPRING COUNTY									
Capital	1	1	2	0	0	0	0	0.00	+ 1
Felony	109	39	101	47	23	18	6	12.77	+ 62
Misdemeanor	65	32	61	36	28	4	4	11.11	+ 29
TOTAL CRIMINAL	175	72	164	83	51	22	10	12.05	+ 92
TOTAL CIVIL	173	215	167	221	47	151	23	10.41	- 48
TOTAL CIVIL & CRIMINAL	348	287	331	304	98	173	33	10.86	+ 44
SALINE COUNTY									
Capital	1	0	0	1	0	0	1	100.00	+ 0
Felony	146	86	127	105	26	23	56	53.33	+ 41
Misdemeanor	28	20	25	23	7	16	0	0.00	+ 5
TOTAL CRIMINAL	175	106	152	129	33	39	57	44.19	+ 46
TOTAL CIVIL	504	628	635	497	282	214	1	0.20	+ 7
TOTAL CIVIL & CRIMINAL	679	734	787	626	315	253	58	9.27	+ 53
SEVENTH CIRCUIT TOTALS									
Capital	3	1	3	1	0	0	1	100.00	+ 2
Felony	279	155	246	188	72	54	62	32.98	+ 91
Misdemeanor	104	58	92	70	36	30	4	5.71	+ 34
TOTAL CRIMINAL	386	214	341	259	108	84	67	25.87	+ 127
TOTAL CIVIL	724	1024	874	874	466	383	25	2.86	- 150
TOTAL CIVIL & CRIMINAL	1110	1238	1215	1133	574	467	92	8.12	- 23
EIGHT CIRCUIT									
HEMPSTEAD COUNTY									
Capital	0	0	0	0	0	0	0	0.00	+ 0
Felony	76	169	141	104	80	22	2	1.92	- 28
Misdemeanor	15	18	22	11	8	3	0	0.00	+ 4
TOTAL CRIMINAL	91	187	163	115	88	25	2	1.74	- 24
TOTAL CIVIL	80	111	90	101	77	23	1	0.99	- 21
TOTAL CIVIL & CRIMINAL	171	298	253	216	165	48	3	1.39	- 45
LAFAYETTE COUNTY									
Capital	1	5	3	3	3	0	0	0.00	- 2
Felony	36	79	74	41	41	0	0	0.00	- 5
Misdemeanor	0	10	8	2	2	0	0	0.00	- 2
TOTAL CRIMINAL	37	94	85	46	46	0	0	0.00	- 9
TOTAL CIVIL	51	38	49	40	26	10	4	10.00	+ 11
TOTAL CIVIL & CRIMINAL	88	132	134	86	72	10	4	4.65	- 2
MILLER COUNTY									
Capital	0	4	0	4	4	0	0	0.00	- 4
Felony	188	301	282	207	179	19	9	4.35	- 19
Misdemeanor	0	16	6	10	10	0	0	0.00	- 10
TOTAL CRIMINAL	188	321	288	221	193	19	9	4.07	- 33
TOTAL CIVIL	195	338	335	198	167	25	6	3.03	- 3
TOTAL CIVIL & CRIMINAL	383	659	623	419	360	44	15	3.58	- 36
NEVADA COUNTY									
Capital	0	0	0	0	0	0	0	0.00	+ 0
Felony	34	100	97	37	36	1	0	0.00	- 3
Misdemeanor	1	2	3	0	0	0	0	0.00	+ 1
TOTAL CRIMINAL	35	102	100	37	36	1	0	0.00	- 2
TOTAL CIVIL	37	47	61	23	15	8	0	0.00	+ 14
TOTAL CIVIL & CRIMINAL	72	149	161	60	51	9	0	0.00	+ 12

JUDICIAL CIRCUITS FROM 01/01/79 TO 12/31/79

Circuit and County	Cases Pending Start	Cases Filed	Cases Terminated	Cases Pending At End	Age of All Cases Less 1 Yr.	Over 1-2 Yrs.	Over 2 Yrs.	% Over 2 Yrs.	Currency Gain or Loss
EIGHTH CIRCUIT TOTALS									
Capital	1	9	3	7	7	0	0	0.00	- 6
Felony	334	649	594	389	336	42	11	2.83	- 55
Misdemeanor	16	46	39	23	20	3	0	0.00	- 7
TOTAL CRIMINAL	351	704	636	419	363	45	11	2.63	- 68
TOTAL CIVIL	363	534	535	362	285	66	11	3.04	+ 1
TOTAL CIVIL & CRIMINAL	714	1238	1171	781	648	111	22	2.82	- 67
NINE EAST CIRCUIT									
CLARK COUNTY									
Capital	2	4	0	6	6	0	0	0.00	- 4
Felony	92	109	114	87	76	8	3	3.45	+ 5
Misdemeanor	2	4	6	0	0	0	0	0.00	+ 2
TOTAL CRIMINAL	96	117	120	93	82	8	3	3.23	+ 3
TOTAL CIVIL	114	188	198	104	86	14	4	3.85	+ 10
TOTAL CIVIL & CRIMINAL	210	305	318	197	168	22	7	3.55	+ 13
PIKE COUNTY									
Capital	0	0	0	0	0	0	0	0.00	+ 0
Felony	12	61	52	21	17	3	1	4.76	- 9
Misdemeanor	3	11	8	6	6	0	0	0.00	- 3
TOTAL CRIMINAL	15	72	60	27	23	3	1	3.70	- 12
TOTAL CIVIL	40	72	45	67	47	17	3	4.48	- 27
TOTAL CIVIL & CRIMINAL	55	144	105	94	70	20	4	4.26	- 39
NINE EAST CIRCUIT TOTALS									
Capital	2	4	0	6	6	0	0	0.00	- 4
Felony	104	170	166	108	93	11	4	3.70	- 4
Misdemeanor	5	15	14	6	6	0	0	0.00	- 1
TOTAL CRIMINAL	111	189	180	120	105	11	4	3.33	- 9
TOTAL CIVIL	154	260	243	171	133	31	7	4.09	- 17
TOTAL CIVIL & CRIMINAL	265	449	423	291	238	42	11	3.78	- 26
NINE WEST CIRCUIT									
HOWARD COUNTY									
Capital	0	0	0	0	0	0	0	0.00	+ 0
Felony	19	69	65	23	20	2	1	4.35	- 4
Misdemeanor	2	10	5	7	7	0	0	0.00	- 5
TOTAL CRIMINAL	21	79	70	30	27	2	1	3.33	- 9
TOTAL CIVIL	49	68	47	70	43	15	12	17.14	- 21
TOTAL CIVIL & CRIMINAL	70	147	117	100	70	17	13	13.00	- 30
LITTLE RIVER COUNTY									
Capital	0	1	1	0	0	0	0	0.00	+ 0
Felony	9	36	40	5	5	0	0	0.00	+ 4
Misdemeanor	3	1	4	0	0	0	0	0.00	+ 3
TOTAL CRIMINAL	12	38	45	5	5	0	0	0.00	+ 7
TOTAL CIVIL	98	123	132	89	80	9	0	0.00	+ 9
TOTAL CIVIL & CRIMINAL	110	161	177	94	85	9	0	0.00	+ 16
SEVIER COUNTY									
Capital	0	0	0	0	0	0	0	0.00	+ 0
Felony	8	67	73	2	2	0	0	0.00	+ 6
Misdemeanor	7	61	48	20	20	0	0	0.00	- 13
TOTAL CRIMINAL	15	128	121	22	22	0	0	0.00	- 7
TOTAL CIVIL	46	82	87	41	37	2	2	4.88	+ 5
TOTAL CIVIL & CRIMINAL	61	210	208	63	59	2	2	3.17	- 2

JUDICIAL CIRCUITS FROM 01/01/79 TO 12/31/79

Circuit and County	Cases Pending Start	Cases Filed	Cases Terminated	Cases Pending At End	Age of All Cases Less 1 Yr.	Over 1-2 Yrs.	Over 2 Yrs.	% Over 2 Yrs.	Currency Gain or Loss
NINE WEST CIRCUIT TOTALS									
Capital	0	1	1	0	0	0	0	0.00	+ 0
Felony	36	172	178	30	27	2	1	3.33	+ 6
Misdemeanor	12	72	57	27	2	0	0	0.00	- 15
TOTAL CRIMINAL	48	245	236	57	29	2	1	1.75	- 9
TOTAL CIVIL	193	273	266	200	160	26	14	7.00	- 7
TOTAL CIVIL & CRIMINAL	241	518	502	257	214	28	15	5.84	- 16
TENTH CIRCUIT									
ASHLEY COUNTY									
Capital	4	2	4	2	1	1	0	0.00	+ 2
Felony	185	132	170	147	115	29	3	2.04	+ 38
Misdemeanor	28	30	34	24	23	0	1	4.17	+ 4
TOTAL CRIMINAL	217	164	208	173	139	30	4	2.31	+ 44
TOTAL CIVIL	215	225	182	258	169	79	10	3.88	- 43
TOTAL CIVIL & CRIMINAL	432	389	390	431	308	109	14	3.25	+ 1
BRADLEY COUNTY									
Capital	1	0	1	0	0	0	0	0.00	+ 1
Felony	38	52	56	34	17	11	6	17.65	+ 4
Misdemeanor	5	6	7	4	3	0	1	25.00	+ 1
TOTAL CRIMINAL	44	58	64	38	20	11	7	18.42	+ 6
TOTAL CIVIL	99	131	133	97	60	21	16	16.49	+ 2
TOTAL CIVIL & CRIMINAL	143	189	197	135	80	32	23	17.04	+ 8
CHICOT COUNTY									
Capital	0	0	0	0	0	0	0	0.00	+ 0
Felony	149	91	83	157	51	57	49	31.21	- 8
Misdemeanor	86	39	68	57	30	11	16	28.07	+ 29
TOTAL CRIMINAL	235	130	151	214	81	68	65	30.37	+ 21
TOTAL CIVIL	233	154	138	249	96	64	89	35.74	- 16
TOTAL CIVIL & CRIMINAL	468	284	289	463	177	132	154	33.26	+ 5
DESHA COUNTY									
Capital	0	0	0	0	0	0	0	0.00	+ 0
Felony	13	53	24	42	37	5	0	0.00	- 29
Misdemeanor	0	4	1	3	3	0	0	0.00	- 3
TOTAL CRIMINAL	13	57	25	45	40	5	0	0.00	- 32
TOTAL CIVIL	74	169	97	146	107	35	4	2.74	- 72
TOTAL CIVIL & CRIMINAL	87	226	122	191	147	40	4	2.09	- 104
DREW COUNTY									
Capital	0	2	1	1	1	0	0	0.00	- 1
Felony	70	64	35	99	40	55	4	4.04	- 29
Misdemeanor	19	53	27	45	38	6	1	2.22	- 26
TOTAL CRIMINAL	89	119	63	145	79	61	5	3.45	- 56
TOTAL CIVIL	195	166	152	209	95	96	18	8.61	- 14
TOTAL CIVIL & CRIMINAL	284	285	215	354	174	157	23	6.50	- 70
TENTH CIRCUIT TOTALS									
Capital	5	4	6	3	2	1	0	0.00	+ 2
Felony	455	392	368	479	260	157	62	12.94	- 24
Misdemeanor	138	132	137	133	97	17	19	14.29	+ 5
TOTAL CRIMINAL	598	528	511	615	359	175	81	13.17	- 17
TOTAL CIVIL	816	845	702	959	527	295	137	14.29	- 143
TOTAL CIVIL & CRIMINAL	1414	1373	1213	1574	886	470	218	13.85	- 160

JUDICIAL CIRCUITS FROM 01/01/79 TO 12/31/79

Circuit and County	Cases Pending Start	Cases Filed	Cases Terminated	Cases Pending At End	Age of All Cases Less 1 Yr.	All Cases Pending 1-2 Yrs.	Cases Pending Over 2 Yrs.	% Over 2 Yrs.	Currency Gain or Loss
ELEVENTH CIRCUIT									
ARKANSAS COUNTY DIVISION 1									
Capital	0	0	0	0	0	0	0	0.00	+ 0
Felony	92	59	91	60	22	38	0	0.00	+ 32
Misdemeanor	39	55	59	35	24	11	0	0.00	+ 4
TOTAL CRIMINAL	131	114	150	95	46	49	0	0.00	+ 36
TOTAL CIVIL	0	158	79	79	79	0	0	0.00	- 79
TOTAL CIVIL & CRIMINAL	131	272	229	174	125	49	0	0.00	- 43
ARKANSAS COUNTY DIVISION 2									
Capital	0	2	0	2	2	0	0	0.00	- 2
Felony	0	65	22	43	43	0	0	0.00	- 43
Misdemeanor	0	44	25	19	19	0	0	0.00	- 19
TOTAL CRIMINAL	0	111	47	64	64	0	0	0.00	- 64
TOTAL CIVIL	122	157	104	175	88	84	3	1.71	- 53
TOTAL CIVIL & CRIMINAL	122	268	151	239	152	84	3	1.26	- 117
ARKANSAS COUNTY TOTALS									
Capital	0	2	0	2	2	0	0	0.00	- 2
Felony	92	124	113	103	65	38	0	0.00	- 11
Misdemeanor	39	99	84	54	43	11	0	0.00	- 15
TOTAL CRIMINAL	131	225	197	159	110	49	0	0.00	- 28
TOTAL CIVIL	122	315	183	254	167	84	3	1.18	- 132
TOTAL CIVIL & CRIMINAL	253	540	380	413	277	133	3	0.73	- 160
JEFFERSON COUNTY DIVISION 1									
Capital	1	2	2	1	1	0	0	0.00	+ 0
Felony	355	236	335	256	132	114	10	3.91	+ 99
Misdemeanor	261	335	447	149	132	16	1	0.67	+ 112
TOTAL CRIMINAL	617	573	784	406	265	130	11	2.71	+ 211
TOTAL CIVIL	0	557	278	279	279	0	0	0.00	- 279
TOTAL CIVIL & CRIMINAL	617	1130	1062	685	544	130	11	1.61	- 68
JEFFERSON COUNTY DIVISION 2									
Capital	0	1	1	0	0	0	0	0.00	+ 0
Felony	0	234	144	90	90	0	0	0.00	- 90
Misdemeanor	0	355	194	161	161	0	0	0.00	- 161
TOTAL CRIMINAL	0	590	339	251	251	0	0	0.00	- 251
TOTAL CIVIL	1088	550	771	867	317	327	223	25.72	+ 221
TOTAL CIVIL & CRIMINAL	1088	1140	1110	1118	568	327	223	19.95	- 30
JEFFERSON COUNTY TOTALS									
Capital	1	3	3	1	1	0	0	0.00	+ 0
Felony	355	470	479	346	222	114	10	2.89	+ 9
Misdemeanor	261	690	641	310	293	16	1	0.32	- 49
TOTAL CRIMINAL	617	1163	1123	657	516	130	11	1.67	- 40
TOTAL CIVIL	1088	1107	1049	1146	596	327	223	19.46	- 58
TOTAL CIVIL & CRIMINAL	1705	2270	2172	1803	1112	457	234	12.98	- 98
LINCOLN COUNTY DIVISION 1									
Capital	0	1	1	0	0	0	0	0.00	+ 0
Felony	23	14	21	16	11	5	0	0.00	+ 7
Misdemeanor	9	8	9	8	7	1	0	0.00	+ 1
TOTAL CRIMINAL	32	23	31	24	18	6	0	0.00	+ 8
TOTAL CIVIL	0	70	31	39	39	0	0	0.00	- 39
TOTAL CIVIL & CRIMINAL	32	93	62	63	57	6	0	0.00	- 31

JUDICIAL CIRCUITS FROM 01/01/79 TO 12/31/79

Circuit and County	Cases Pending Start	Cases Filed	Cases Terminated	Cases Pending At End	Age of All Cases Less 1 Yr.	All Cases Pending 1-2 Yrs.	Cases Pending Over 2 Yrs.	% Over 2 Yrs.	Currency Gain or Loss
LINCOLN COUNTY DIVISION 2									
Capital	0	0	0	0	0	0	0	0.00	+ 0
Felony	0	17	4	13	13	0	0	0.00	- 13
Misdemeanor	0	4	1	3	3	0	0	0.00	- 3
TOTAL CRIMINAL	0	21	5	16	16	0	0	0.00	- 16
TOTAL CIVIL	137	70	52	155	42	99	14	9.03	- 18
TOTAL CIVIL & CRIMINAL	137	91	57	171	58	99	14	8.19	- 34
LINCOLN COUNTY TOTALS									
Capital	0	1	1	0	0	0	0	0.00	+ 0
Felony	23	31	25	29	24	5	0	0.00	- 6
Misdemeanor	9	12	10	11	10	1	0	0.00	- 2
TOTAL CRIMINAL	32	44	36	40	34	6	0	0.00	- 8
TOTAL CIVIL	137	140	83	194	81	99	14	7.22	- 57
TOTAL CIVIL & CRIMINAL	169	184	119	234	115	105	14	5.98	- 65
ELEVENTH CIRCUIT TOTALS									
Capital	1	6	4	3	3	0	0	0.00	- 2
Felony	470	625	617	478	311	157	10	2.09	- 8
Misdemeanor	309	801	735	375	346	28	1	0.27	- 66
TOTAL CRIMINAL	780	1432	1356	856	660	185	11	1.29	- 76
TOTAL CIVIL	1347	1562	1315	1594	844	510	240	15.06	- 247
TOTAL CIVIL & CRIMINAL	2127	2994	2671	2450	1504	695	251	10.24	- 323
TWELFTH CIRCUIT									
CRAWFORD COUNTY									
Capital	0	0	0	0	0	0	0	0.00	+ 0
Felony	199	128	264	63	47	12	4	6.35	+ 136
Misdemeanor	93	89	148	34	34	0	0	0.00	+ 59
TOTAL CRIMINAL	292	217	412	97	81	12	4	4.12	+ 195
TOTAL CIVIL	557	390	535	412	163	78	171	41.50	+ 145
TOTAL CIVIL & CRIMINAL	849	607	947	509	244	90	175	34.38	+ 340
SEBASTIAN COUNTY									
Capital	1	0	1	0	0	0	0	0.00	+ 1
Felony	266	499	612	153	144	9	0	0.00	+ 113
Misdemeanor	449	1292	1251	490	445	1	44	8.98	- 41
TOTAL CRIMINAL	716	1791	1864	643	589	10	44	6.84	+ 73
TOTAL CIVIL	890	1514	1167	1237	744	243	250	20.21	- 347
TOTAL CIVIL & CRIMINAL	1606	3305	3031	1880	1333	253	294	15.64	- 274
TWELFTH CIRCUIT TOTALS									
Capital	1	0	1	0	0	0	0	0.00	+ 1
Felony	465	627	876	216	191	21	4	1.85	+ 249
Misdemeanor	542	1381	1399	524	479	1	44	8.40	+ 18
TOTAL CRIMINAL	1008	2008	2276	740	670	22	48	6.49	+ 268
TOTAL CIVIL	1447	1904	1702	1649	907	321	421	25.53	- 202
TOTAL CIVIL & CRIMINAL	2455	3912	3978	2389	1577	343	469	19.63	+ 66
THIRTEENTH CIRCUIT									
CALHOUN COUNTY									
Capital	0	0	0	0	0	0	0	0.00	+ 0
Felony	4	19	19	4	4	0	0	0.00	+ 0
Misdemeanor	5	2	6	1	1	0	0	0.00	+ 4
TOTAL CRIMINAL	9	21	25	5	5	0	0	0.00	+ 4
TOTAL CIVIL	77	46	2	121	43	30	48	39.67	- 44
TOTAL CIVIL & CRIMINAL	86	67	27	126	48	30	48	38.10	- 40

JUDICIAL CIRCUITS FROM 01/01/79 TO 12/31/79

Circuit and County	Cases Pending Start	Cases Filed	Cases Terminated	Cases Pending At End	Age of All Cases Pending			% Over 2 Yrs.	Currency Gain or Loss
					Less 1 Yr.	1-2 Yrs.	Over 2 Yrs.		
CLEVELAND COUNTY									
Capital	0	0	0	0	0	0	0	0.00	+ 0
Felony	29	34	45	18	17	1	0	0.00	+ 11
Misdemeanor	6	5	11	0	0	0	0	0.00	+ 6
TOTAL CRIMINAL	35	39	56	18	17	1	0	0.00	+ 17
TOTAL CIVIL	86	47	36	97	44	18	35	36.08	- 11
TOTAL CIVIL & CRIMINAL	121	86	92	115	61	19	35	30.43	+ 6
COLUMBIA COUNTY									
Capital	0	0	0	0	0	0	0	0.00	+ 0
Felony	82	67	125	24	20	3	1	4.17	+ 58
Misdemeanor	6	2	7	1	1	0	0	0.00	+ 5
TOTAL CRIMINAL	88	69	132	25	21	3	1	4.00	+ 63
TOTAL CIVIL	161	160	122	199	94	57	48	24.12	- 38
TOTAL CIVIL & CRIMINAL	249	229	254	224	115	60	49	21.88	+ 25
DALLAS COUNTY									
Capital	0	2	1	1	1	0	0	0.00	- 1
Felony	43	37	70	10	7	3	0	0.00	+ 33
Misdemeanor	0	0	0	0	0	0	0	0.00	+ 0
TOTAL CRIMINAL	43	39	71	11	8	3	0	0.00	+ 32
TOTAL CIVIL	164	102	99	167	57	34	76	45.51	- 3
TOTAL CIVIL & CRIMINAL	207	141	170	178	65	37	76	42.70	+ 29
OUACHITA COUNTY									
Capital	3	0	3	0	0	0	0	0.00	+ 3
Felony	48	192	170	70	43	6	21	30.00	- 22
Misdemeanor	3	4	5	2	1	1	0	0.00	+ 1
TOTAL CRIMINAL	54	196	178	72	44	7	21	29.17	- 18
TOTAL CIVIL	370	228	169	429	130	84	215	50.12	- 59
TOTAL CIVIL & CRIMINAL	424	424	347	501	174	91	236	47.11	- 77
UNION COUNTY									
Capital	0	3	1	2	2	0	0	0.00	- 2
Felony	83	211	223	71	69	2	0	0.00	+ 12
Misdemeanor	14	46	34	26	26	0	0	0.00	- 12
TOTAL CRIMINAL	97	260	258	99	97	2	0	0.00	- 2
TOTAL CIVIL	834	417	288	965	258	142	565	58.55	- 131
TOTAL CIVIL & CRIMINAL	931	679	546	1064	355	144	565	53.10	- 133
THIRTEENTH CIRCUIT TOTALS									
Capital	3	5	5	3	3	0	0	0.00	+ 0
Felony	289	560	652	197	160	15	22	11.17	+ 92
Misdemeanor	34	59	63	30	29	1	0	0.00	+ 4
TOTAL CRIMINAL	326	624	720	230	192	16	22	9.57	+ 96
TOTAL CIVIL	1692	1002	716	1978	626	365	987	49.90	- 286
TOTAL CIVIL & CRIMINAL	2018	1626	1436	2208	818	381	1009	45.70	- 190
FOURTEENTH CIRCUIT									
BAXTER COUNTY									
Capital	0	1	0	1	1	0	0	0.00	- 1
Felony	94	130	116	108	65	43	0	0.00	- 14
Misdemeanor	10	11	11	10	7	3	0	0.00	+ 0
TOTAL CRIMINAL	104	142	127	119	73	46	0	0.00	- 15
TOTAL CIVIL	146	167	208	105	77	28	0	0.00	+ 41
TOTAL CIVIL & CRIMINAL	250	309	335	224	150	74	0	0.00	+ 26

JUDICIAL CIRCUITS FROM 01/01/79 TO 12/31/79

Circuit and County	Cases Pending Start	Cases Filed	Cases Terminated	Cases Pending At End	Age of All Cases Pending			% Over 2 Yrs.	Currency Gain or Loss
					Less 1 Yr.	1-2 Yrs.	Over 2 Yrs.		
BOONE COUNTY									
Capital	0	0	0	0	0	0	0	0.00	+ 0
Felony	33	110	98	45	33	12	0	0.00	- 12
Misdemeanor	0	5	3	2	2	0	0	0.00	- 2
TOTAL CRIMINAL	33	115	101	47	35	12	0	0.00	- 14
TOTAL CIVIL	150	196	228	118	81	25	12	10.17	+ 32
TOTAL CIVIL & CRIMINAL	183	311	329	165	116	37	12	7.27	+ 18
MARION COUNTY									
Capital	2	0	2	0	0	0	0	0.00	+ 2
Felony	46	52	67	31	23	8	0	0.00	+ 15
Misdemeanor	0	7	3	4	4	0	0	0.00	- 4
TOTAL CRIMINAL	48	59	72	35	27	8	0	0.00	+ 13
TOTAL CIVIL	109	109	143	75	52	19	4	5.33	+ 34
TOTAL CIVIL & CRIMINAL	157	168	215	110	79	27	4	3.64	+ 47
NEWTON COUNTY									
Capital	0	0	0	0	0	0	0	0.00	+ 0
Felony	18	22	2	38	23	15	0	0.00	- 20
Misdemeanor	3	1	4	0	0	0	0	0.00	+ 3
TOTAL CRIMINAL	21	23	6	38	23	15	0	0.00	- 17
TOTAL CIVIL	25	31	13	43	31	10	2	4.65	- 18
TOTAL CIVIL & CRIMINAL	46	54	19	81	54	25	2	2.47	- 35
FOURTEENTH CIRCUIT TOTALS									
Capital	2	1	2	1	1	0	0	0.00	+ 1
Felony	191	314	283	222	144	78	0	0.00	- 31
Misdemeanor	13	24	21	16	13	3	0	0.00	- 3
TOTAL CRIMINAL	206	339	306	239	158	81	0	0.00	- 33
TOTAL CIVIL	430	503	592	341	241	82	18	5.28	+ 89
TOTAL CIVIL & CRIMINAL	636	842	898	580	399	163	18	3.10	+ 56
FIFTEENTH CIRCUIT									
CONWAY COUNTY									
Capital	1	0	1	0	0	0	0	0.00	+ 1
Felony	172	83	192	63	63	0	0	0.00	+ 109
Misdemeanor	1	13	11	3	3	0	0	0.00	- 2
TOTAL CRIMINAL	174	96	204	66	66	0	0	0.00	+ 108
TOTAL CIVIL	361	208	175	394	198	196	0	0.00	- 33
TOTAL CIVIL & CRIMINAL	535	304	379	460	264	196	0	0.00	+ 75
LOGAN COUNTY									
Capital	2	0	1	1	1	0	0	0.00	+ 1
Felony	58	75	92	41	30	10	1	2.44	+ 17
Misdemeanor	21	40	48	13	11	2	0	0.00	+ 8
TOTAL CRIMINAL	81	115	141	55	42	12	1	1.82	+ 26
TOTAL CIVIL	205	199	165	239	140	69	30	12.55	- 34
TOTAL CIVIL & CRIMINAL	286	314	306	294	182	81	31	10.54	- 8
SCOTT COUNTY									
Capital	0	0	0	0	0	0	0	0.00	+ 0
Felony	72	35	66	41	27	11	3	7.32	+ 31
Misdemeanor	82	32	70	44	23	16	5	11.36	+ 38
TOTAL CRIMINAL	154	67	136	85	50	27	8	9.41	+ 69
TOTAL CIVIL	81	55	52	84	49	25	10	11.90	- 3
TOTAL CIVIL & CRIMINAL	235	122	188	169	99	52	18	10.65	+ 66

JUDICIAL CIRCUITS FROM 01/01/79 TO 12/31/79

Circuit and County	Cases Pending Start	Cases Filed	Cases Terminated	Cases Pending At End	Age of All Cases Pending			% Over 2 Yrs.	Currency Gain or Loss
					1 Yr.	1-2 Yrs.	2 Yrs.		
YELL COUNTY									
Capital	1	0	1	0	0	0	0	0.00	+ 1
Felony	176	35	168	43	30	12	1	2.33	+ 133
Misdemeanor	7	2	7	2	2	0	0	0.00	+ 5
TOTAL CRIMINAL	184	37	176	45	32	12	1	2.22	+ 139
TOTAL CIVIL	248	196	215	229	128	77	24	10.48	+ 19
TOTAL CIVIL & CRIMINAL	432	233	391	274	160	89	25	9.12	+ 158
FIFTEENTH CIRCUIT TOTALS									
Capital	4	0	3	1	1	0	0	0.00	+ 3
Felony	478	228	518	188	150	33	5	2.66	+ 290
Misdemeanor	111	87	136	62	39	18	5	8.06	+ 49
TOTAL CRIMINAL	593	315	657	251	190	51	10	3.98	+ 342
TOTAL CIVIL	895	658	607	946	515	367	64	6.77	+ 51
TOTAL CIVIL & CRIMINAL	1488	973	1264	1197	705	418	74	6.18	+ 291
SIXTEENTH CIRCUIT									
CLEBURNE COUNTY									
Capital	1	1	2	0	0	0	0	0.00	+ 1
Felony	15	48	42	21	19	2	0	0.00	+ 6
Misdemeanor	0	16	15	1	1	0	0	0.00	+ 1
TOTAL CRIMINAL	16	65	59	22	20	2	0	0.00	+ 6
TOTAL CIVIL	113	114	183	44	40	4	0	0.00	+ 69
TOTAL CIVIL & CRIMINAL	129	179	242	66	60	6	0	0.00	+ 63
FULTON COUNTY									
Capital	0	1	1	0	0	0	0	0.00	+ 0
Felony	9	18	19	8	7	1	0	0.00	+ 1
Misdemeanor	1	3	4	0	0	0	0	0.00	+ 1
TOTAL CRIMINAL	10	22	24	8	7	1	0	0.00	+ 2
TOTAL CIVIL	24	72	71	25	22	3	0	0.00	+ 1
TOTAL CIVIL & CRIMINAL	34	94	95	33	29	4	0	0.00	+ 1
INDEPENDENCE COUNTY									
Capital	2	1	3	0	0	0	0	0.00	+ 2
Felony	186	157	270	73	69	4	0	0.00	+ 113
Misdemeanor	76	20	92	4	3	1	0	0.00	+ 72
TOTAL CRIMINAL	264	178	365	77	72	5	0	0.00	+ 187
TOTAL CIVIL	278	272	391	159	137	19	3	1.89	+ 119
TOTAL CIVIL & CRIMINAL	542	450	756	236	209	24	3	1.27	+ 306
IZARD COUNTY									
Capital	1	0	1	0	0	0	0	0.00	+ 1
Felony	26	22	39	9	9	0	0	0.00	+ 17
Misdemeanor	2	0	2	0	0	0	0	0.00	+ 17
TOTAL CRIMINAL	29	22	42	9	9	0	0	0.00	+ 20
TOTAL CIVIL	48	64	92	20	20	0	0	0.00	+ 28
TOTAL CIVIL & CRIMINAL	77	86	134	29	29	0	0	0.00	+ 48
STONE COUNTY									
Capital	0	0	0	0	0	0	0	0.00	+ 0
Felony	27	25	36	16	6	7	3	18.75	+ 11
Misdemeanor	13	9	20	2	2	0	0	0.00	+ 11
TOTAL CRIMINAL	40	34	56	18	8	7	3	16.67	+ 22
TOTAL CIVIL	26	35	49	12	10	0	2	16.67	+ 14
TOTAL CIVIL & CRIMINAL	66	69	105	30	18	7	5	16.67	+ 36

JUDICIAL CIRCUITS FROM 01/01/79 TO 12/31/79

Circuit and County	Cases Pending Start	Cases Filed	Cases Terminated	Cases Pending At End	Age of All Cases Pending			% Over 2 Yrs.	Currency Gain or Loss
					1 Yr.	1-2 Yrs.	2 Yrs.		
SIXTEENTH CIRCUIT TOTALS									
Capital	4	3	7	0	0	0	0	0.00	+ 4
Felony	263	270	406	127	110	14	3	2.36	+ 136
Misdemeanor	92	48	133	7	6	1	0	0.00	+ 85
TOTAL CRIMINAL	359	321	546	134	116	15	3	2.24	+ 225
TOTAL CIVIL	489	557	786	260	229	26	5	1.92	+ 229
TOTAL CIVIL & CRIMINAL	848	878	1332	394	345	41	8	2.03	+ 454
SEVENTEENTH CIRCUIT									
LONOKE COUNTY									
Capital	1	0	1	0	0	0	0	0.00	+ 1
Felony	41	146	157	30	30	0	0	0.00	+ 11
Misdemeanor	18	41	42	17	17	0	0	0.00	+ 1
TOTAL CRIMINAL	60	187	200	47	47	0	0	0.00	+ 13
TOTAL CIVIL	309	445	471	283	259	24	0	0.00	+ 26
TOTAL CIVIL & CRIMINAL	369	632	671	330	306	24	0	0.00	+ 39
PRAIRIE COUNTY									
Capital	0	1	0	1	1	0	0	0.00	+ 1
Felony	14	88	76	26	25	1	0	0.00	+ 12
Misdemeanor	1	13	10	4	4	0	0	0.00	+ 3
TOTAL CRIMINAL	15	102	86	31	30	1	0	0.00	+ 16
TOTAL CIVIL	40	135	97	78	73	5	0	0.00	+ 38
TOTAL CIVIL & CRIMINAL	55	237	183	109	103	6	0	0.00	+ 54
WHITE COUNTY									
Capital	0	1	1	0	0	0	0	0.00	+ 0
Felony	40	65	81	24	23	1	0	0.00	+ 16
Misdemeanor	9	29	14	24	23	1	0	0.00	+ 15
TOTAL CRIMINAL	49	95	96	48	46	2	0	0.00	+ 1
TOTAL CIVIL	488	477	662	303	250	42	11	3.63	+ 185
TOTAL CIVIL & CRIMINAL	537	572	758	351	296	44	11	3.13	+ 186
SEVENTEENTH CIRCUIT TOTALS									
Capital	1	2	2	1	1	0	0	0.00	+ 0
Felony	95	299	314	80	78	2	0	0.00	+ 15
Misdemeanor	28	83	66	45	44	1	0	0.00	+ 17
TOTAL CRIMINAL	124	384	382	126	123	3	0	0.00	+ 2
TOTAL CIVIL	837	1057	1230	664	582	71	11	1.66	+ 173
TOTAL CIVIL & CRIMINAL	961	1441	1612	790	705	74	11	1.39	+ 171
EIGHTEENTH EAST CIRCUIT									
GARLAND COUNTY									
Capital	0	0	0	0	0	0	0	0.00	+ 0
Felony	95	166	194	67	60	4	3	4.48	+ 28
Misdemeanor	16	17	27	6	5	1	0	0.00	+ 10
TOTAL CRIMINAL	111	183	221	73	65	5	3	4.11	+ 38
TOTAL CIVIL	513	965	863	615	500	96	19	3.09	+ 102
TOTAL CIVIL & CRIMINAL	624	1148	1084	688	565	101	22	3.20	+ 64
EIGHTEENTH WEST CIRCUIT									
MONTGOMERY COUNTY									
Capital	0	0	0	0	0	0	0	0.00	+ 0
Felony	16	25	22	19	19	0	0	0.00	+ 3
Misdemeanor	9	6	7	8	6	2	0	0.00	+ 1
TOTAL CRIMINAL	25	31	29	27	25	2	0	0.00	+ 2
TOTAL CIVIL	37	77	65	49	40	9	0	0.00	+ 12
TOTAL CIVIL & CRIMINAL	62	108	94	76	65	11	0	0.00	+ 14

JUDICIAL CIRCUITS FROM 01/01/79 TO 12/31/79

Circuit and County	Cases Pending Start	Cases Filed	Cases Terminated	Cases Pending At End	Age of All Cases Less 1 Yr.	Over 1-2 Yrs.	Over 2 Yrs.	% Over 2 Yrs.	Currency Gain or Loss
POLK COUNTY									
Capital	0	0	0	0	0	0	0	0.00	+ 0
Felony	57	83	69	71	50	21	0	0.00	- 14
Misdemeanor	7	2	6	3	2	1	0	0.00	+ 4
TOTAL CRIMINAL	64	85	75	74	52	22	0	0.00	- 10
TOTAL CIVIL	63	107	83	87	57	25	5	5.75	- 24
TOTAL CIVIL & CRIMINAL	127	192	158	161	109	47	5	3.11	- 34
EIGHTEENTH WEST CIRCUIT TOTALS									
Capital	0	0	0	0	0	0	0	0.00	+ 0
Felony	73	108	91	90	69	21	0	0.00	- 17
Misdemeanor	16	8	13	11	8	3	0	0.00	+ 5
TOTAL CRIMINAL	89	116	104	101	77	24	0	0.00	- 12
TOTAL CIVIL	100	184	148	136	97	34	5	3.58	- 36
TOTAL CIVIL & CRIMINAL	189	300	252	237	174	58	5	2.11	- 48
NINETEENTH CIRCUIT									
BENTON COUNTY									
Capital	0	2	1	1	1	0	0	0.00	- 1
Felony	65	306	195	176	172	4	0	0.00	- 111
Misdemeanor	6	36	24	18	18	0	0	0.00	- 12
TOTAL CRIMINAL	71	344	220	195	191	4	0	0.00	- 124
TOTAL CIVIL	670	758	817	611	447	135	29	4.75	+ 59
TOTAL CIVIL & CRIMINAL	741	1102	1037	806	638	139	29	3.60	- 65
CARROLL COUNTY									
Capital	0	0	0	0	0	0	0	0.00	+ 0
Felony	6	33	21	18	16	2	0	0.00	- 12
Misdemeanor	1	8	4	5	5	0	0	0.00	- 4
TOTAL CRIMINAL	7	41	25	23	21	2	0	0.00	- 16
TOTAL CIVIL	120	132	125	127	78	36	13	10.24	- 7
TOTAL CIVIL & CRIMINAL	127	173	150	150	99	38	13	8.67	- 23
NINETEENTH CIRCUIT TOTALS									
Capital	0	2	1	1	1	0	0	0.00	- 1
Felony	71	339	216	194	188	6	0	0.00	- 123
Misdemeanor	7	44	28	23	23	0	0	0.00	- 16
TOTAL CRIMINAL	78	385	245	218	212	6	0	0.00	- 140
TOTAL CIVIL	790	890	942	738	525	171	42	5.69	+ 52
TOTAL CIVIL & CRIMINAL	868	1275	1187	956	737	177	42	4.39	- 88
TWENTIETH CIRCUIT									
FAULKNER COUNTY									
Capital	4	1	4	1	1	0	0	0.00	+ 3
Felony	185	110	216	79	51	26	2	2.53	+ 106
Misdemeanor	0	18	1	17	17	0	0	0.00	- 17
TOTAL CRIMINAL	189	129	221	97	69	26	2	2.06	+ 92
TOTAL CIVIL	735	516	675	576	357	167	52	9.03	+ 159
TOTAL CIVIL & CRIMINAL	924	645	896	673	426	193	54	8.02	+ 251
SEARCY COUNTY									
Capital	1	0	1	0	0	0	0	0.00	+ 1
Felony	12	21	22	11	9	2	0	0.00	+ 1
Misdemeanor	3	0	3	0	0	0	0	0.00	+ 3
TOTAL CRIMINAL	16	21	26	11	9	2	0	0.00	+ 5
TOTAL CIVIL	66	51	76	41	20	17	4	9.76	+ 25
TOTAL CIVIL & CRIMINAL	82	72	102	52	29	19	4	7.69	+ 30

JUDICIAL CIRCUITS FROM 01/01/79 TO 12/31/79

Circuit and County	Cases Pending Start	Cases Filed	Cases Terminated	Cases Pending At End	Age of All Cases Less 1 Yr.	Over 1-2 Yrs.	Over 2 Yrs.	% Over 2 Yrs.	Currency Gain or Loss
VAN BUREN COUNTY									
Capital	0	2	0	2	2	0	0	0.00	- 2
Felony	12	51	27	36	31	5	0	0.00	- 24
Misdemeanor	8	4	6	6	5	1	0	0.00	+ 2
TOTAL CRIMINAL	20	57	33	44	38	6	0	0.00	- 24
TOTAL CIVIL	103	112	108	107	65	32	10	9.35	- 4
TOTAL CIVIL & CRIMINAL	123	169	141	151	103	38	10	6.62	- 28
TWENTIETH CIRCUIT TOTALS									
Capital	5	3	5	3	3	0	0	0.00	+ 2
Felony	209	182	265	126	91	33	2	1.59	+ 83
Misdemeanor	11	22	10	23	22	1	0	0.00	- 12
TOTAL CRIMINAL	225	207	280	152	116	34	2	1.32	+ 73
TOTAL CIVIL	904	679	859	724	442	216	66	9.12	+ 180
TOTAL CIVIL & CRIMINAL	1129	886	1139	876	558	250	68	7.76	+ 253
STATE TOTALS									
Capital	49	91	86	54	47	2	5	9.26	- 5
Felony	6889	9770	10658	6001	4038	1310	653	10.88	+ 888
Misdemeanor	2961	5005	5186	2780	2179	433	168	6.04	+ 181
TOTAL CRIMINAL	9899	14866	15930	8835	6264	1745	826	9.35	+ 1064
TOTAL CIVIL	21109	27683	26463	22329	13720	5441	3168	14.19	- 1220
TOTAL CIVIL & CRIMINAL	31008	42549	42393	31164	19984	7186	3994	12.82	- 156

CHANCERY CIRCUITS FROM 01/01/79 TO 12/31/79

Circuit and County	Cases Pending Start	Cases Filed	Cases Terminated	Cases Pending At End	Age of All Cases Less 1 Yr.	Over 1-2 Yrs.	Over 2 Yrs.	% Over 2 Yrs.	Currency Gain or Loss
FIRST CIRCUIT									
CROSS COUNTY									
Equity	24	54	59	19	16	3	0	0.00	+ 5
Domestic Relations	105	212	245	72	69	3	0	0.00	+ 33
Reciprocal IN	4	11	11	4	4	0	0	0.00	+ 0
Reciprocal OUT	0	12	12	0	0	0	0	0.00	+ 0
TOTALS	133	289	327	95	89	6	0	0.00	+ 38
LEE COUNTY									
Equity	61	32	15	78	32	19	27	34.62	- 17
Domestic Relations	51	123	112	62	29	20	13	20.97	- 11
Reciprocal IN	17	43	47	13	5	6	2	15.38	+ 4
Reciprocal OUT	0	75	75	0	0	0	0	0.00	+ 0
TOTALS	129	273	249	153	66	45	42	27.45	- 24
MONROE COUNTY									
Equity	59	33	21	71	25	16	30	42.25	- 12
Domestic Relations	76	105	103	78	35	15	28	35.90	- 2
Reciprocal IN	17	23	30	10	3	3	4	40.00	+ 7
Reciprocal OUT	0	0	0	0	0	0	0	0.00	+ 0
TOTALS	152	161	154	159	63	34	62	38.99	- 7
PHILIPS COUNTY									
Equity	59	85	73	71	45	7	19	26.76	- 12
Domestic Relations	146	262	282	126	102	21	3	2.38	+ 20
Reciprocal IN	174	73	2	245	67	83	95	38.78	- 71
Reciprocal OUT	0	10	10	0	0	0	0	0.00	+ 0
TOTALS	379	430	367	442	214	111	117	26.47	- 63
ST. FRANCIS COUNTY									
Equity	102	70	119	53	33	13	7	13.21	+ 49
Domestic Relations	277	264	435	106	90	13	3	2.83	+ 171
Reciprocal IN	100	54	131	23	16	3	4	17.39	+ 77
Reciprocal OUT	0	110	110	0	0	0	0	0.00	+ 0
TOTALS	479	498	795	182	139	29	14	7.69	+ 297
WOODRUFF COUNTY									
Equity	12	26	20	18	10	8	0	0.00	- 6
Domestic Relations	47	119	111	55	49	4	2	3.64	- 8
Reciprocal IN	26	13	5	34	12	8	14	41.18	- 8
Reciprocal OUT	0	1	1	0	0	0	0	0.00	+ 0
TOTALS	85	159	137	107	71	20	16	14.95	- 22
FIRST CIRCUIT TOTALS									
Equity	317	300	307	310	161	66	83	26.77	+ 7
Domestic Relations	792	1085	1288	499	374	76	49	9.82	+ 203
Reciprocal IN	338	217	226	329	107	103	119	36.17	+ 9
Reciprocal OUT	0	208	208	0	0	0	0	0.00	+ 0
TOTALS	1357	1810	2029	1138	642	245	251	22.06	+ 219
SECOND CIRCUIT									
CLAY COUNTY									
Equity	43	32	27	48	19	11	18	37.50	- 5
Domestic Relations	99	156	133	122	73	21	28	22.95	- 23
Reciprocal IN	12	29	7	34	25	5	4	11.76	- 22
Reciprocal OUT	0	3	3	0	0	0	0	0.00	+ 0
TOTALS	154	220	170	204	117	37	50	24.51	- 50

CHANCERY CIRCUITS FROM 01/01/79 TO 12/31/79

Circuit and County	Cases Pending Start	Cases Filed	Cases Terminated	Cases Pending At End	Age of All Cases Less 1 Yr.	Over 1-2 Yrs.	Over 2 Yrs.	% Over 2 Yrs.	Currency Gain or Loss
CRAIGHEAD COUNTY									
Equity	108	163	136	135	77	35	23	17.04	- 27
Domestic Relations	312	666	653	325	201	79	45	13.85	- 13
Reciprocal IN	41	48	46	43	22	8	13	30.23	- 2
Reciprocal OUT	0	101	101	0	0	0	0	0.00	+ 0
TOTALS	461	978	936	503	300	122	81	16.10	- 42
CRITTENDEN COUNTY									
Equity	105	95	125	75	23	42	10	13.33	+ 30
Domestic Relations	217	466	493	190	71	115	4	2.11	+ 27
Reciprocal IN	123	147	158	112	28	76	8	7.14	+ 11
Reciprocal OUT	0	153	153	0	0	0	0	0.00	+ 0
TOTALS	445	861	929	377	122	233	22	5.84	+ 68
GREENE COUNTY									
Equity	48	74	58	64	42	17	5	7.81	- 16
Domestic Relations	105	250	270	85	68	15	2	2.35	+ 20
Reciprocal IN	30	61	46	45	40	4	1	2.22	- 15
Reciprocal OUT	0	0	0	0	0	0	0	0.00	+ 0
TOTALS	183	385	374	194	150	36	8	4.12	- 11
MISSISSIPPI COUNTY									
Equity	75	100	87	88	42	16	30	34.09	- 13
Domestic Relations	412	616	511	517	214	90	213	41.20	- 105
Reciprocal IN	135	65	9	191	57	46	88	46.07	- 56
Reciprocal OUT	0	88	88	0	0	0	0	0.00	+ 0
TOTALS	622	869	695	796	313	152	331	41.58	- 174
POINSETT COUNTY									
Equity	39	52	48	43	34	5	4	9.30	- 4
Domestic Relations	196	361	314	243	181	49	13	5.35	- 47
Reciprocal IN	18	22	7	33	19	9	5	15.15	- 15
Reciprocal OUT	0	0	0	0	0	0	0	0.00	+ 0
TOTALS	253	435	369	319	234	63	22	6.90	- 66
SECOND CIRCUIT TOTALS									
Equity	418	516	481	453	237	126	90	19.87	- 35
Domestic Relations	1341	2515	2374	1482	808	369	305	20.58	- 141
Reciprocal IN	359	372	273	458	191	148	119	25.98	- 99
Reciprocal OUT	0	345	345	0	0	0	0	0.00	+ 0
TOTALS	2118	3748	3473	2393	1236	643	514	21.48	- 275
THIRD CIRCUIT									
JACKSON COUNTY									
Equity	33	43	52	24	18	3	3	12.50	+ 9
Domestic Relations	78	199	190	87	77	8	2	2.30	- 9
Reciprocal IN	11	10	14	7	7	0	0	0.00	+ 4
Reciprocal OUT	0	0	0	0	0	0	0	0.00	+ 0
TOTALS	122	252	256	118	102	11	5	4.24	+ 4
LAWRENCE COUNTY									
Equity	22	34	27	29	23	4	2	6.90	- 7
Domestic Relations	64	156	156	64	57	7	0	0.00	+ 0
Reciprocal IN	5	18	8	15	14	1	0	0.00	- 10
Reciprocal OUT	0	0	0	0	0	0	0	0.00	+ 0
TOTALS	91	208	191	108	94	12	2	1.85	- 17

CHANCERY CIRCUITS FROM 01/01/79 TO 12/31/79

Circuit and County	Cases Pending Start	Cases Filed	Cases Terminated	Cases Pending At End	Age of All Cases Less 1 Yr.	Over 1-2 Yrs.	Over 2 Yrs.	% Over 2 Yrs.	Currency Gain or Loss
RANDOLPH COUNTY									
Equity	36	33	41	28	25	0	3	10.71	+ 8
Domestic Relations	49	122	95	76	68	0	8	10.53	- 27
Reciprocal IN	17	12	17	12	12	0	0	0.00	+ 5
Reciprocal OUT	0	1	1	0	0	0	0	0.00	+ 0
TOTALS	102	168	154	116	105	0	11	9.48	- 14
SHARP COUNTY									
Equity	20	31	25	26	22	4	0	0.00	- 6
Domestic Relations	26	85	82	29	27	2	0	0.00	- 3
Reciprocal IN	8	11	12	7	7	0	0	0.00	+ 1
Reciprocal OUT	0	1	1	0	0	0	0	0.00	+ 0
TOTALS	54	128	120	62	56	6	0	0.00	- 8
THIRD CIRCUIT TOTALS									
Equity	111	141	145	107	88	11	8	7.48	+ 4
Domestic Relations	217	562	523	256	229	17	10	3.91	- 39
Reciprocal IN	41	51	51	41	40	1	0	0.00	+ 0
Reciprocal OUT	0	2	2	0	0	0	0	0.00	+ 0
TOTALS	369	756	721	404	357	29	18	4.46	- 35
FOURTH CIRCUIT									
MADISON COUNTY									
Equity	31	45	44	32	18	7	7	21.88	- 1
Domestic Relations	18	92	73	37	34	1	2	5.41	- 19
Reciprocal IN	12	9	7	14	5	3	6	42.86	- 2
Reciprocal OUT	0	12	12	0	0	0	0	0.00	+ 0
TOTALS	61	158	136	83	57	11	15	18.07	- 22
WASHINGTON COUNTY									
Equity	259	547	566	240	222	14	4	1.67	+ 19
Domestic Relations	199	1143	1063	279	275	4	0	0.00	- 80
Reciprocal IN	13	58	69	2	2	0	0	0.00	+ 11
Reciprocal OUT	0	78	78	0	0	0	0	0.00	+ 0
TOTALS	471	1826	1776	521	499	18	4	0.77	- 50
FOURTH CIRCUIT TOTALS									
Equity	290	592	610	272	240	21	11	4.04	+ 18
Domestic Relations	217	1235	1136	316	309	5	2	0.63	- 99
Reciprocal IN	25	67	76	16	7	3	6	37.50	+ 9
Reciprocal OUT	0	90	90	0	0	0	0	0.00	+ 0
TOTALS	532	1984	1912	604	556	29	19	3.15	- 72
FIFTH CIRCUIT									
FRANKLIN COUNTY									
Equity	31	38	28	41	24	14	3	7.32	- 10
Domestic Relations	13	133	79	67	63	4	0	0.00	- 54
Reciprocal IN	3	9	4	8	7	1	0	0.00	- 5
Reciprocal OUT	0	0	0	0	0	0	0	0.00	+ 0
TOTALS	47	180	111	116	94	19	3	2.59	- 69
JOHNSON COUNTY									
Equity	61	45	35	71	25	18	28	39.44	- 10
Domestic Relations	81	166	144	103	63	21	19	18.45	- 22
Reciprocal IN	4	9	5	8	5	3	0	0.00	- 4
Reciprocal OUT	0	14	14	0	0	0	0	0.00	+ 0
TOTALS	146	234	198	182	93	42	47	25.82	- 36

CHANCERY CIRCUITS FROM 01/01/79 TO 12/31/79

Circuit and County	Cases Pending Start	Cases Filed	Cases Terminated	Cases Pending At End	Age of All Cases Less 1 Yr.	Over 1-2 Yrs.	Over 2 Yrs.	% Over 2 Yrs.	Currency Gain or Loss
POPE COUNTY									
Equity	101	143	119	125	76	45	4	3.20	- 24
Domestic Relations	225	383	362	246	177	68	1	0.41	- 21
Reciprocal IN	22	34	28	28	19	9	0	0.00	- 6
Reciprocal OUT	0	21	21	0	0	0	0	0.00	+ 0
TOTALS	348	581	530	399	372	122	5	1.25	- 51
FIFTH CIRCUIT TOTALS									
Equity	193	226	182	237	125	77	35	14.77	- 44
Domestic Relations	319	682	585	416	303	93	20	4.81	- 97
Reciprocal IN	29	52	37	44	31	13	0	0.00	- 15
Reciprocal OUT	0	35	35	0	0	0	0	0.00	+ 0
TOTALS	541	995	839	697	459	183	55	7.89	- 156
SIXTH CIRCUIT									
PERRY COUNTY									
Equity	32	64	49	47	47	0	0	0.00	- 15
Domestic Relations	24	66	50	40	40	0	0	0.00	- 16
Reciprocal IN	1	5	1	5	5	0	0	0.00	- 4
Reciprocal OUT	0	1	1	0	0	0	0	0.00	+ 0
TOTALS	57	136	101	92	92	0	0	0.00	- 35
PULASKI COUNTY									
Equity	4907	1238	1670	4475	923	1864	1688	37.72	+ 432
Domestic Relations	4161	3973	4016	4118	1608	1335	1175	28.53	+ 43
Reciprocal IN	1142	407	0	1549	407	350	792	51.13	- 407
Reciprocal OUT	0	163	163	0	0	0	0	0.00	+ 0
TOTALS	10210	5781	5849	10142	2938	3549	3655	36.04	+ 68
SIXTH CIRCUIT TOTALS									
Equity	4939	1302	1719	4522	970	1864	1688	37.33	+ 417
Domestic Relations	4185	4039	4066	4158	1648	1335	1175	28.26	+ 27
Reciprocal IN	1143	412	1	1554	412	350	792	50.97	- 411
Reciprocal OUT	0	164	164	0	0	0	0	0.00	+ 0
TOTALS	10267	5917	5950	10234	3030	3549	3655	35.71	+ 33
SEVENTH CIRCUIT									
GRANT COUNTY									
Equity	45	32	36	41	41	0	0	0.00	+ 4
Domestic Relations	104	127	145	86	86	0	0	0.00	+ 18
Reciprocal IN	18	4	10	12	12	0	0	0.00	+ 0
Reciprocal OUT	0	0	0	0	0	0	0	0.00	+ 0
TOTALS	167	163	191	139	139	0	0	0.00	+ 28
HOT SPRING COUNTY									
Equity	41	65	53	53	32	16	5	9.43	- 12
Domestic Relations	126	226	204	148	97	38	13	8.78	- 22
Reciprocal IN	15	10	10	15	6	9	0	0.00	+ 0
Reciprocal OUT	0	0	0	0	0	0	0	0.00	+ 0
TOTALS	182	301	267	216	135	63	18	8.33	- 34
SALINE COUNTY									
Equity	106	137	159	84	48	35	1	1.19	+ 22
Domestic Relations	305	519	588	236	134	102	0	0.00	+ 69
Reciprocal IN	51	15	27	39	14	25	0	0.00	+ 12
Reciprocal OUT	0	4	4	0	0	0	0	0.00	+ 0
TOTALS	462	675	778	359	196	162	1	0.28	+ 103

CHANCERY CIRCUITS FROM 01/01/79 TO 12/31/79

Circuit and County	Cases Pending Start	Cases Filed	Cases Terminated	Cases Pending At End	Age of All Cases Less 1 Yr.	1-2 Yrs.	Cases Pending Over 2 Yrs.	% Over 2 Yrs.	Currency Gain or Loss
SEVENTH CIRCUIT TOTALS									
Equity	192	234	248	178	121	51	6	3.37	+ 14
Domestic Relations	535	872	937	470	317	140	13	2.77	+ 65
Reciprocal IN	84	29	47	66	32	34	0	0.00	+ 18
Reciprocal OUT	0	4	4	0	0	0	0	0.00	+ 0
TOTALS	811	1139	1236	714	470	225	19	2.66	+ 97
EIGHTH CIRCUIT									
HEMPSTEAD COUNTY									
Equity	31	52	40	43	32	9	2	4.65	- 12
Domestic Relations	110	198	197	111	95	15	1	0.90	- 1
Reciprocal IN	21	18	21	18	11	7	0	0.00	+ 3
Reciprocal OUT	0	4	4	0	0	0	0	0.00	+ 0
TOTALS	162	272	262	172	138	31	3	1.74	- 10
LAFAYETTE COUNTY									
Equity	41	24	42	23	9	4	10	43.48	+ 18
Domestic Relations	72	108	146	34	10	14	10	29.41	+ 38
Reciprocal IN	7	30	21	16	16	0	0	0.00	- 9
Reciprocal OUT	0	0	0	0	0	0	0	0.00	+ 0
TOTALS	120	162	209	73	35	18	20	27.40	+ 47
MILLER COUNTY									
Equity	32	79	66	45	43	2	0	0.00	- 13
Domestic Relations	125	473	498	100	96	0	4	4.00	+ 25
Reciprocal IN	21	30	44	7	7	0	0	0.00	+ 14
Reciprocal OUT	0	39	39	0	0	0	0	0.00	+ 0
TOTALS	178	621	647	152	146	2	4	2.63	+ 26
NEVADA COUNTY									
Equity	9	25	21	13	9	3	1	7.69	- 4
Domestic Relations	36	78	83	31	29	1	1	7.69	+ 5
Reciprocal IN	8	17	18	7	5	1	1	14.29	+ 1
Reciprocal OUT	0	2	2	0	0	0	0	0.00	+ 0
TOTALS	53	122	124	51	43	5	3	5.88	+ 2
EIGHTH CIRCUIT TOTALS									
Equity	113	180	169	124	93	18	13	10.48	- 11
Domestic Relations	343	857	924	276	230	30	16	5.80	+ 67
Reciprocal IN	57	95	104	48	39	8	1	2.08	+ 9
Reciprocal OUT	0	45	45	0	0	0	0	0.00	+ 0
TOTALS	513	1177	1242	448	362	56	30	6.70	+ 65
NINTH CIRCUIT EAST									
CLARK COUNTY									
Equity	43	52	52	43	34	7	2	4.65	+ 0
Domestic Relations	80	165	134	111	90	18	3	2.70	- 31
Reciprocal IN	2	8	4	6	6	0	0	0.00	- 4
Reciprocal OUT	0	7	7	0	0	0	0	0.00	+ 0
TOTALS	125	232	197	160	130	25	5	3.13	- 35
PIKE COUNTY									
Equity	9	15	8	16	10	3	3	18.75	- 7
Domestic Relations	40	77	79	38	35	2	1	2.63	+ 2
Reciprocal IN	5	2	5	2	1	0	1	50.00	+ 3
Reciprocal OUT	0	2	2	0	0	0	0	0.00	+ 0
TOTALS	54	96	94	56	46	5	5	8.93	- 2

CHANCERY CIRCUITS FROM 01/01/79 TO 12/31/79

Circuit and County	Cases Pending Start	Cases Filed	Cases Terminated	Cases Pending At End	Age of All Cases Less 1 Yr.	1-2 Yrs.	Cases Pending Over 2 Yrs.	% Over 2 Yrs.	Currency Gain or Loss
NINTH CIRCUIT EAST TOTALS									
Equity	52	67	60	59	44	10	5	8.47	- 7
Domestic Relations	120	242	213	149	125	20	4	2.68	- 29
Reciprocal IN	7	10	9	8	7	0	1	12.50	- 1
Reciprocal OUT	0	9	9	0	0	0	0	0.00	+ 0
TOTALS	179	328	291	216	176	30	10	4.63	- 37
NINTH CIRCUIT WEST									
HOWARD COUNTY									
Equity	5	16	14	7	5	2	0	0.00	- 2
Domestic Relations	39	99	98	40	36	4	0	0.00	- 1
Reciprocal IN	0	1	1	9	0	0	0	0.00	+ 0
Reciprocal OUT	0	0	0	0	0	0	0	0.00	+ 0
TOTALS	44	116	113	47	41	6	0	0.00	- 3
LITTLE RIVER COUNTY									
Equity	15	46	33	28	24	4	0	0.00	- 13
Domestic Relations	64	153	180	37	37	0	0	0.00	+ 27
Reciprocal IN	0	16	16	0	0	0	0	0.00	+ 0
Reciprocal OUT	0	3	3	0	0	0	0	0.00	+ 0
TOTALS	79	218	232	65	61	4	0	0.00	+ 14
SEVIER COUNTY									
Equity	16	54	48	22	18	2	2	9.09	- 6
Domestic Relations	34	120	132	22	20	2	0	0.00	+ 12
Reciprocal IN	5	14	19	0	0	0	0	0.00	+ 5
Reciprocal OUT	0	1	1	0	0	0	0	0.00	+ 0
TOTALS	55	189	200	44	38	4	2	4.55	+ 11
NINTH CIRCUIT WEST TOTALS									
Equity	36	116	95	57	47	8	2	3.51	- 21
Domestic Relations	137	372	410	99	93	6	0	0.00	+ 38
Reciprocal IN	5	31	36	0	0	0	0	0.00	+ 5
Reciprocal OUT	0	4	4	0	0	0	0	0.00	+ 0
TOTALS	178	523	545	156	140	14	2	1.28	+ 22
TENTH CIRCUIT									
ASHLEY COUNTY									
Equity	44	74	51	67	67	0	0	0.00	- 23
Domestic Relations	223	313	370	166	166	0	0	0.00	+ 57
Reciprocal IN	33	32	29	36	36	0	0	0.00	- 3
Reciprocal OUT	0	1	1	0	0	0	0	0.00	+ 0
TOTALS	300	420	451	269	269	0	0	0.00	+ 31
BRADLEY COUNTY									
Equity	22	21	23	20	10	6	4	20.00	+ 2
Domestic Relations	23	94	87	30	22	5	3	10.00	- 7
Reciprocal IN	16	18	24	10	8	2	0	0.00	+ 6
Reciprocal OUT	0	2	2	0	0	0	0	0.00	+ 0
TOTALS	61	135	136	60	40	13	7	11.67	+ 1
CHICOT COUNTY									
Equity	41	55	42	54	12	18	22	44.44	- 13
Domestic Relations	90	184	179	95	13	25	57	60.00	- 5
Reciprocal IN	17	17	12	22	2	9	11	50.00	- 5
Reciprocal OUT	0	10	10	0	0	0	0	0.00	+ 0
TOTALS	148	266	243	171	27	52	92	53.80	- 23

CHANCERY CIRCUITS FROM 01/01/79 TO 12/31/79

Circuit and County	Cases Pending Start	Cases Filed	Cases Terminated	Cases Pending At End	Age of All Cases Less 1 Yr.	1-2 Yrs.	Cases Pending Over 2 Yrs.	% Over 2 Yrs.	Currency Gain or Loss
DESHA COUNTY									
Equity	29	41	32	38	15	16	7	18.42	- 9
Domestic Relations	99	152	156	95	56	38	1	1.05	+ 4
Reciprocal IN	23	17	15	25	11	13	1	4.00	- 2
Reciprocal OUT	0	3	3	0	0	0	0	0.00	+ 0
TOTALS	151	213	206	158	82	67	9	5.70	- 7
DREW COUNTY									
Equity	23	38	36	25	21	3	1	4.00	- 2
Domestic Relations	56	151	129	78	77	1	0	0.00	- 22
Reciprocal IN	16	14	20	10	10	0	0	0.00	+ 6
Reciprocal OUT	0	0	0	0	0	0	0	0.00	+ 0
TOTALS	95	203	185	113	108	4	1	0.88	- 18
TENTH CIRCUIT TOTALS									
Equity	159	229	184	204	125	43	36	17.65	- 45
Domestic Relations	491	894	921	464	334	69	61	13.15	+ 27
Reciprocal IN	105	98	100	103	67	24	12	11.65	+ 2
Reciprocal OUT	0	16	16	0	0	0	0	0.00	+ 0
TOTALS	755	1237	1221	771	526	136	109	14.14	- 16
ELEVENTH CIRCUIT									
ARKANSAS COUNTY									
Equity	48	42	44	46	22	23	1	2.17	+ 2
Domestic Relations	93	204	188	109	76	32	1	0.92	- 16
Reciprocal IN	18	41	25	34	34	0	0	0.00	- 16
Reciprocal OUT	0	26	26	0	0	0	0	0.00	+ 0
TOTALS	159	313	283	189	132	55	2	1.06	- 30
JEFFERSON COUNTY									
Equity	215	202	165	252	116	53	83	32.94	- 37
Domestic Relations	510	984	1064	430	300	102	28	6.51	+ 80
Reciprocal IN	42	61	62	41	12	26	3	7.32	+ 1
Reciprocal OUT	0	41	41	0	0	0	0	0.00	+ 0
TOTALS	767	1288	1332	723	428	181	114	15.77	+ 44
LINCOLN COUNTY									
Equity	35	28	26	37	34	0	3	8.11	- 2
Domestic Relations	47	72	68	51	50	0	1	1.96	- 4
Reciprocal IN	4	12	0	16	11	4	1	6.25	- 12
Reciprocal OUT	0	1	1	0	0	0	0	0.00	+ 0
TOTALS	86	113	95	104	95	4	5	4.81	- 18
ELEVENTH CIRCUIT TOTALS									
Equity	298	272	235	335	172	76	87	25.97	- 37
Domestic Relations	650	1260	1320	590	426	134	30	5.08	+ 60
Reciprocal IN	64	114	87	91	57	30	4	4.40	- 27
Reciprocal OUT	0	68	68	0	0	0	0	0.00	+ 0
TOTALS	1012	1714	1710	1016	655	240	121	11.91	- 4
TWELFTH CIRCUIT									
CRAWFORD COUNTY									
Equity	64	129	86	107	92	15	0	0.00	- 43
Domestic Relations	103	399	449	53	44	9	0	0.00	+ 50
Reciprocal IN	4	35	28	11	11	0	0	0.00	- 7
Reciprocal OUT	0	14	14	0	0	0	0	0.00	+ 0
TOTALS	171	577	577	171	147	24	0	0.00	+ 0

CHANCERY CIRCUITS FROM 01/01/79 TO 12/31/79

Circuit and County	Cases Pending Start	Cases Filed	Cases Terminated	Cases Pending At End	Age of All Cases Less 1 Yr.	1-2 Yrs.	Cases Pending Over 2 Yrs.	% Over 2 Yrs.	Currency Gain or Loss
SEBASTIAN COUNTY									
Equity	136	231	242	125	101	19	5	4.00	+ 11
Domestic Relations	377	1317	1353	341	336	5	0	0.00	+ 36
Reciprocal IN	81	90	94	77	39	24	14	18.18	+ 4
Reciprocal OUT	0	64	64	0	0	0	0	0.00	+ 0
TOTALS	594	1702	1753	543	476	48	19	3.50	+ 51
TWELFTH CIRCUIT TOTALS									
Equity	200	360	328	232	193	34	5	2.16	- 32
Domestic Relations	480	1716	1802	394	380	14	0	0.00	+ 86
Reciprocal IN	85	125	122	88	50	24	14	15.91	- 3
Reciprocal OUT	0	78	78	0	0	0	0	0.00	+ 0
TOTALS	765	2279	2330	714	623	72	19	2.66	+ 51
THIRTEENTH CIRCUIT									
CALHOUN COUNTY									
Equity	17	10	13	14	5	6	3	21.43	+ 3
Domestic Relations	29	61	63	27	18	7	2	7.41	+ 2
Reciprocal IN	0	7	2	5	3	1	1	20.00	- 5
Reciprocal OUT	0	4	4	0	0	0	0	0.00	+ 0
TOTALS	46	82	82	46	26	14	6	13.04	+ 0
CLEVELAND COUNTY									
Equity	10	14	8	16	12	4	0	0.00	- 6
Domestic Relations	26	51	57	20	20	0	0	0.00	+ 6
Reciprocal IN	6	1	5	2	2	0	0	0.00	+ 4
Reciprocal OUT	0	1	1	0	0	0	0	0.00	+ 0
TOTALS	42	67	71	38	34	4	0	0.00	+ 4
COLUMBIA COUNTY									
Equity	62	54	57	59	33	21	5	8.47	+ 3
Domestic Relations	114	239	245	108	68	40	0	0.00	+ 6
Reciprocal IN	23	13	8	28	11	17	0	0.00	- 5
Reciprocal OUT	0	13	13	0	0	0	0	0.00	+ 0
TOTALS	199	319	323	195	112	78	5	2.56	+ 4
DALLAS COUNTY									
Equity	42	22	28	36	11	8	17	47.22	+ 6
Domestic Relations	38	75	69	44	29	13	2	4.55	- 6
Reciprocal IN	8	10	7	11	7	4	0	0.00	- 3
Reciprocal OUT	0	7	7	0	0	0	0	0.00	+ 0
TOTALS	88	114	111	91	47	25	19	20.88	- 3
OUACHITA COUNTY									
Equity	57	68	70	55	31	16	8	14.55	+ 2
Domestic Relations	187	285	298	174	103	66	5	2.87	+ 13
Reciprocal IN	20	34	24	30	17	13	0	0.00	- 10
Reciprocal OUT	0	16	16	0	0	0	0	0.00	+ 0
TOTALS	264	403	408	259	151	95	13	5.02	+ 5
UNION COUNTY									
Equity	147	145	149	143	77	47	19	13.29	+ 4
Domestic Relations	413	762	755	420	248	153	19	4.52	- 7
Reciprocal IN	43	47	42	48	26	20	2	4.17	- 5
Reciprocal OUT	0	13	13	0	0	0	0	0.00	+ 0
TOTALS	603	967	959	611	351	220	40	6.55	- 8

CHANCERY CIRCUITS FROM 01/01/79 TO 12/31/79

Circuit and County	Cases Pending Start	Cases Filed	Cases Terminated	Cases Pending At End	Age of All Cases Less 1 Yr.	Cases Pending Over 1-2 Yrs.	Cases Pending Over 2 Yrs.	% Over 2 Yrs.	Currency Gain or Loss
THIRTEENTH CIRCUIT TOTALS									
Equity	335	313	325	323	169	102	52	16.10	+ 12
Domestic Relations	807	1473	1487	793	486	279	28	3.53	+ 14
Reciprocal IN	100	112	88	124	66	55	3	2.42	- 24
Reciprocal OUT	0	54	54	0	0	0	0	0.00	+ 0
TOTALS	1242	1952	1954	1240	721	436	83	6.69	+ 2
FOURTEENTH CIRCUIT									
BAXTER COUNTY									
Equity	80	136	147	69	64	5	0	0.00	+ 11
Domestic Relations	61	211	203	69	67	2	0	0.00	- 8
Reciprocal IN	11	48	42	17	17	0	0	0.00	- 6
Reciprocal OUT	0	6	6	0	0	0	0	0.00	+ 0
TOTALS	152	401	398	155	148	7	0	0.00	- 3
BOONE COUNTY									
Equity	56	77	68	65	41	23	1	1.54	- 9
Domestic Relations	73	222	230	65	56	9	0	0.00	+ 8
Reciprocal IN	15	12	15	12	8	4	0	0.00	+ 3
Reciprocal OUT	0	18	18	0	0	0	0	0.00	+ 0
TOTALS	144	329	331	142	105	36	1	0.70	+ 2
MARION COUNTY									
Equity	131	156	216	71	61	9	1	1.41	+ 60
Domestic Relations	72	127	145	54	48	3	3	5.56	+ 18
Reciprocal IN	1	0	1	0	0	0	0	0.00	+ 1
Reciprocal OUT	0	0	0	0	0	0	0	0.00	+ 0
TOTALS	204	283	362	125	109	12	4	3.20	+ 79
NEWTON COUNTY									
Equity	27	38	21	44	39	5	0	0.00	- 17
Domestic Relations	18	35	20	33	33	0	0	0.00	- 15
Reciprocal IN	0	6	4	2	2	0	0	0.00	- 2
Reciprocal OUT	0	1	1	0	0	0	0	0.00	+ 0
TOTALS	45	80	46	79	74	5	0	0.00	- 34
FOURTEENTH CIRCUIT TOTALS									
Equity	294	407	452	249	205	42	2	0.80	+ 45
Domestic Relations	224	595	598	221	204	14	3	1.36	+ 3
Reciprocal IN	27	66	62	31	27	4	0	0.00	- 4
Reciprocal OUT	0	25	25	0	0	0	0	0.00	+ 0
TOTALS	545	1093	1137	501	436	60	5	1.00	+ 44
FIFTEENTH CIRCUIT									
CONWAY COUNTY									
Equity	114	49	130	33	30	3	0	0.00	+ 81
Domestic Relations	185	171	262	94	89	5	0	0.00	+ 91
Reciprocal IN	13	15	15	13	13	0	0	0.00	+ 0
Reciprocal OUT	0	2	2	0	0	0	0	0.00	+ 0
TOTALS	312	237	409	140	132	8	0	0.00	+ 172
LOGAN COUNTY									
Equity	60	74	69	65	51	10	4	6.15	- 5
Domestic Relations	85	179	197	67	62	5	0	0.00	+ 18
Reciprocal IN	14	13	8	19	17	2	0	0.00	- 5
Reciprocal OUT	0	0	0	0	0	0	0	0.00	+ 0
TOTALS	159	266	274	151	130	17	4	2.65	+ 8

72

CHANCERY CIRCUITS FROM 01/01/79 TO 12/31/79

Circuit and County	Cases Pending Start	Cases Filed	Cases Terminated	Cases Pending At End	Age of All Cases Less 1 Yr.	Cases Pending Over 1-2 Yrs.	Cases Pending Over 2 Yrs.	% Over 2 Yrs.	Currency Gain or Loss
SCOTT COUNTY									
Equity	13	27	21	19	13	3	3	15.79	- 6
Domestic Relations	22	84	78	28	27	1	0	0.00	- 6
Reciprocal IN	2	15	9	8	7	1	0	0.00	- 6
Reciprocal OUT	0	1	1	0	0	0	0	0.00	+ 0
TOTALS	37	127	109	55	47	5	3	5.45	- 18
YELL COUNTY									
Equity	72	72	78	66	33	20	13	19.70	+ 6
Domestic Relations	77	187	208	56	37	4	15	26.79	+ 21
Reciprocal IN	9	23	17	15	13	2	0	0.00	- 6
Reciprocal OUT	0	3	3	0	0	0	0	0.00	+ 0
TOTALS	158	285	306	137	83	26	28	20.44	+ 21
FIFTEENTH CIRCUIT TOTALS									
Equity	259	222	298	183	127	36	20	10.93	+ 76
Domestic Relations	369	621	745	245	215	15	15	6.12	+ 124
Reciprocal IN	38	66	49	55	50	5	0	0.00	- 17
Reciprocal OUT	0	6	6	0	0	0	0	0.00	+ 0
TOTALS	666	915	1098	483	392	56	35	7.25	+ 183
SIXTEENTH CIRCUIT									
CLEBURNE COUNTY									
Equity	31	44	28	47	29	15	3	6.38	- 16
Domestic Relations	53	112	86	79	49	24	6	7.59	- 26
Reciprocal IN	6	11	8	7	9	0	0	0.00	- 3
Reciprocal OUT	0	3	3	0	0	0	0	0.00	+ 0
TOTALS	90	170	125	135	87	39	9	6.67	- 45
FULTON COUNTY									
Equity	12	31	29	14	11	1	2	14.29	- 2
Domestic Relations	29	58	69	18	8	4	6	33.33	+ 11
Reciprocal IN	0	9	4	5	5	0	0	0.00	- 5
Reciprocal OUT	0	8	8	0	0	0	0	0.00	+ 0
TOTALS	41	106	110	37	24	5	8	21.62	- 4
INDEPENDENCE COUNTY									
Equity	137	77	141	73	73	0	0	0.00	+ 64
Domestic Relations	253	258	388	123	123	0	0	0.00	+ 130
Reciprocal IN	64	23	61	26	26	0	0	0.00	+ 38
Reciprocal OUT	0	9	9	0	0	0	0	0.00	+ 0
TOTALS	454	367	599	222	222	0	0	0.00	+ 232
IZARD COUNTY									
Equity	47	34	59	22	22	0	0	0.00	+ 25
Domestic Relations	72	66	88	50	50	0	0	0.00	+ 22
Reciprocal IN	12	9	21	0	0	0	0	0.00	+ 12
Reciprocal OUT	0	1	1	0	0	0	0	0.00	+ 0
TOTALS	131	110	169	72	72	0	0	0.00	+ 59
STONE COUNTY									
Equity	55	34	38	51	13	18	20	39.22	+ 4
Domestic Relations	41	71	57	55	28	16	11	20.00	- 14
Reciprocal IN	11	10	10	11	7	4	0	0.00	+ 0
Reciprocal OUT	0	2	2	0	0	0	0	0.00	+ 0
TOTALS	107	117	107	117	48	38	31	26.50	- 10

73

CHANCERY CIRCUITS FROM 01/01/79 TO 12/31/79

Circuit and County	Cases Pending Start	Cases Filed	Cases Terminated	Cases Pending At End	Age of All Cases Less 1 Yr.	Cases Pending 1-2 Yrs.	Over 2 Yrs.	% Over 2 Yrs.	Currency Gain or Loss
SIXTEENTH CIRCUIT TOTALS									
Equity	282	220	295	207	148	34	25	12.08	+ 75
Domestic Relations	448	565	688	325	258	44	23	7.08	+ 123
Reciprocal IN	93	62	104	51	47	4	0	0.00	+ 42
Reciprocal OUT	0	23	23	0	0	0	0	0.00	+ 0
TOTALS	823	870	1110	583	453	82	48	8.23	+ 240
SEVENTEENTH CIRCUIT									
LONOKE COUNTY									
Equity	53	122	93	82	64	16	2	2.44	- 29
Domestic Relations	180	331	374	137	126	10	1	8.73	+ 43
Reciprocal IN	10	34	33	11	11	0	0	0.00	- 1
Reciprocal OUT	0	13	13	0	0	0	0	0.00	+ 0
TOTALS	243	500	513	230	201	26	3	1.30	+ 13
PRAIRIE COUNTY									
Equity	37	23	22	38	21	12	5	13.16	- 1
Domestic Relations	41	93	63	71	66	5	0	0.00	- 30
Reciprocal IN	6	5	6	5	5	0	0	0.00	+ 1
Reciprocal OUT	0	6	6	0	0	0	0	0.00	+ 0
TOTALS	84	127	97	114	92	17	5	4.39	- 30
WHITE COUNTY									
Equity	83	110	118	75	64	7	4	5.33	+ 8
Domestic Relations	185	456	537	104	101	2	1	0.96	+ 81
Reciprocal IN	32	29	48	13	13	0	0	0.00	+ 19
Reciprocal OUT	0	9	9	0	0	0	0	0.00	+ 0
TOTALS	300	604	712	192	178	9	5	2.60	+ 108
SEVENTEENTH CIRCUIT TOTALS									
Equity	173	255	233	195	149	35	11	5.64	- 22
Domestic Relations	406	880	974	312	293	17	2	0.64	+ 94
Reciprocal IN	48	68	87	29	29	0	0	0.00	+ 19
Reciprocal OUT	0	28	28	0	0	0	0	0.00	+ 0
TOTALS	627	1231	1322	536	471	52	13	2.43	+ 91
EIGHTEENTH EAST CIRCUIT									
GARLAND COUNTY									
Equity	163	276	274	165	138	23	4	2.42	- 2
Domestic Relations	352	820	812	360	344	16	0	0.00	- 8
Reciprocal IN	21	65	50	36	33	3	0	0.00	- 15
Reciprocal OUT	0	37	37	0	0	0	0	0.00	+ 0
TOTALS	536	1198	1173	561	515	42	4	0.71	- 25
EIGHTEENTH WEST CIRCUIT									
MONTGOMERY COUNTY									
Equity	20	17	16	21	7	14	0	0.00	- 1
Domestic Relations	24	73	61	36	24	12	0	0.00	- 12
Reciprocal IN	5	6	2	9	4	5	0	0.00	- 4
Reciprocal OUT	0	1	1	0	0	0	0	0.00	+ 0
TOTALS	49	97	80	66	35	31	0	0.00	- 17
POLK COUNTY									
Equity	22	36	35	23	12	9	2	8.70	- 1
Domestic Relations	51	210	183	78	61	17	0	0.00	- 27
Reciprocal IN	11	4	9	6	3	3	0	0.00	+ 5
Reciprocal OUT	0	7	7	0	0	0	0	0.00	+ 0
TOTALS	84	257	234	107	76	29	2	1.87	- 23

CHANCERY CIRCUITS FROM 01/01/79 TO 12/31/79

Circuit and County	Cases Pending Start	Cases Filed	Cases Terminated	Cases Pending At End	Age of All Cases Less 1 Yr.	Cases Pending 1-2 Yrs.	Over 2 Yrs.	% Over 2 Yrs.	Currency Gain or Loss
EIGHTEENTH WEST CIRCUIT TOTALS									
Equity	42	53	51	44	19	23	2	4.55	- 2
Domestic Relations	75	283	244	114	85	29	0	0.00	- 39
Reciprocal IN	16	10	11	15	7	8	0	0.00	+ 1
Reciprocal OUT	0	8	8	0	0	0	0	0.00	+ 0
TOTALS	133	354	314	173	111	60	2	1.16	- 40
NINETEENTH CIRCUIT									
BENTON COUNTY									
Equity	103	303	299	107	104	3	0	0.00	- 4
Domestic Relations	150	876	839	187	186	1	0	0.00	- 37
Reciprocal IN	22	91	83	30	29	1	0	0.00	- 8
Reciprocal OUT	0	102	102	0	0	0	0	0.00	+ 0
TOTALS	275	1372	1323	324	319	5	0	0.00	- 49
CARROLL COUNTY									
Equity	43	67	88	22	20	2	0	0.00	+ 21
Domestic Relations	69	150	176	43	41	2	0	0.00	+ 26
Reciprocal IN	18	12	23	7	7	0	0	0.00	+ 11
Reciprocal OUT	0	22	22	0	0	0	0	0.00	+ 0
TOTALS	130	251	309	72	68	4	0	0.00	+ 58
NINETEENTH CIRCUIT TOTALS									
Equity	146	370	387	129	124	5	0	0.00	+ 17
Domestic Relations	219	1026	1015	230	227	3	0	0.00	- 11
Reciprocal IN	40	103	106	37	36	1	0	0.00	+ 3
Reciprocal OUT	0	124	124	0	0	0	0	0.00	+ 0
TOTALS	405	1623	1632	396	387	9	0	0.00	+ 9
TWENTIETH CIRCUIT									
FAULKNER COUNTY									
Equity	175	135	150	160	73	74	13	8.13	+ 15
Domestic Relations	321	419	456	284	183	100	1	0.35	+ 37
Reciprocal IN	29	30	21	38	20	18	0	0.00	- 9
Reciprocal OUT	0	17	17	0	0	0	0	0.00	+ 0
TOTALS	525	601	644	482	276	192	14	2.90	+ 43
SEARCY COUNTY									
Equity	31	34	28	37	23	8	6	16.22	- 6
Domestic Relations	10	36	25	21	13	8	0	0.00	- 11
Reciprocal IN	17	2	4	15	7	6	2	13.33	+ 2
Reciprocal OUT	0	11	11	0	0	0	0	0.00	+ 0
TOTALS	58	83	68	73	43	22	8	10.96	- 15
VAN BUREN COUNTY									
Equity	51	70	45	76	53	20	3	3.95	- 25
Domestic Relations	63	91	94	60	45	15	0	0.00	+ 3
Reciprocal IN	17	20	15	22	15	2	5	22.73	- 5
Reciprocal OUT	0	1	1	0	0	0	0	0.00	+ 0
TOTALS	131	182	155	158	113	37	8	5.06	- 27
TWENTIETH CIRCUIT TOTALS									
Equity	257	239	223	273	149	102	22	8.06	- 16
Domestic Relations	394	546	575	365	241	123	1	0.27	+ 29
Reciprocal IN	63	52	40	75	42	26	7	9.33	- 12
Reciprocal OUT	0	29	29	0	0	0	0	0.00	+ 0
TOTALS	714	866	867	713	432	251	30	4.21	+ 1

CONTINUED

1 OF 2

CHANCERY CIRCUITS FROM 01/01/79 TO 12/31/79

Circuit and County	Cases Pending Start	Cases Filed	Cases Terminated	Cases Pending At End	Age of All Cases Pending				% Over 2 Yrs.	Currency Gain or Loss
					Less 1 Yr.	1-2 Yrs.	Over 2 Yrs.			
STATE TOTALS										
Equity	9269	6890	7301	8858	3844	2807	2207	24.92	+ 411	
Domestic Relations	13031	23140	23637	12534	7929	2848	1757	14.02	+ 497	
Reciprocal IN	2788	2277	1766	3299	1377	844	1078	32.68	- 511	
Reciprocal OUT	0	1402	1402	0	0	0	0	0.00	+ 0	
TOTALS	25088	33709	34106	24691	13150	6499	5042	20.42	+ 397	

PROBATE CIRCUITS FROM 01/01/79 TO 12/31/79

Circuit and County	Guard-ianship	Alco-holles & Adoption			Misc.	DECEDENTS ESTATES				Total Probate Filings
						Pending 01/01/79	Filed	Termi-nated	Pending 12/31/79	
FIRST CIRCUIT										
Cross	11	7	24	8		155	32	39	148	82
Lee	14	9	10	20		191	59	45	205	112
Monroe	10	10	11	11		101	37	46	92	79
Phillips	34	21	12	15		281	93	43	331	175
St. Francis	40	14	16	10		203	71	71	203	151
Woodruff	14	8	6	5		144	36	43	137	69
CIRCUIT TOTALS	123	69	79	69		1075	328	287	1116	668
SECOND CIRCUIT										
Clay	13	1	13	25		258	65	45	278	117
Craighead	55	20	40	32		444	96	80	460	243
Crittenden	45	12	24	30		223	72	82	213	183
Greene	27	5	18	0		147	74	41	180	124
Mississippi	31	16	53	64		620	101	150	571	265
Princeton	17	6	18	8		121	40	36	125	89
CIRCUIT TOTALS	188	60	166	159		1813	448	434	1827	1021
THIRD CIRCUIT										
Jackson	7	6	10	9		274	50	47	277	82
Lawrence	9	7	7	8		45	28	32	41	59
Randolph	7	5	13	5		67	16	20	63	46
Sharp	9	2	4	16		71	41	57	55	72
CIRCUIT TOTALS	32	20	34	38		457	135	156	436	259
FOURTH CIRCUIT										
Madison	26	5	8	0		159	42	6	195	81
Washington	71	38	89	138		537	147	126	558	483
CIRCUIT TOTALS	97	43	97	138		696	189	132	753	564
FIFTH CIRCUIT										
Franklin	11	25	13	12		41	21	19	43	82
Johnson	12	10	8	2		220	29	21	228	61
Pope	35	8	35	17		140	42	47	135	137
CIRCUIT TOTALS	58	43	56	31		401	92	87	406	280
SIXTH CIRCUIT										
Perry	1	1	13	2		31	20	5	46	37
Pulaski	453	187	314	184		1656	583	207	2032	1721
CIRCUIT TOTALS	454	188	327	186		1687	603	212	2078	1758
SEVENTH CIRCUIT										
Grant	21	9	4	6		49	15	13	51	55
Hot Spring	19	6	19	8		438	39	14	463	91
Saline	52	22	41	11		171	79	37	213	205
CIRCUIT TOTALS	92	37	64	25		658	133	64	727	351
EIGHTH CIRCUIT										
Hempstead	13	19	9	9		167	50	49	168	100
Lafayette	9	1	9	6		253	14	72	195	39
Miller	34	23	43	26		89	44	90	43	170
Nevada	8	12	4	7		61	53	55	59	84
CIRCUIT TOTALS	64	55	65	48		570	161	266	465	393
NINTH EAST CIRCUIT										
Clark	27	8	11	17		252	67	68	251	130
Pike	5	8	8	4		32	14	19	27	39
CIRCUIT TOTALS	32	16	19	21		284	81	87	278	169

PROBATE CIRCUITS FROM 01/01/79 TO 12/31/79									
Circuit and County	Alco- Guard- holic & ianship Mental Adoption Misc.				DECEDENTS ESTATES				Total Probate Filings
	Pending 01/01/79	Filed	Terminated	Pending 12/31/79					
NINTH WEST CIRCUIT									
Howard	14	8	17	3	37	11	8	40	53
Little River	14	4	8	3	50	44	16	78	73
Sevier	6	9	14	14	36	11	3	44	54
CIRCUIT TOTALS	34	21	39	20	123	66	27	162	180
TENTH CIRCUIT									
Ashley	19	10	22	7	102	46	20	128	104
Bradley	3	4	16	3	149	8	18	139	34
Chicot	13	11	10	6	86	41	21	106	81
Desha	10	11	17	3	90	31	15	106	72
Drew	5	9	9	4	213	23	91	145	50
CIRCUIT TOTALS	50	45	74	23	640	149	165	624	341
ELEVENTH CIRCUIT									
Arkansas	13	11	16	9	327	53	47	333	102
Jefferson	54	105	73	55	662	120	103	679	407
Lincoln	1	4	6	12	89	20	14	95	43
CIRCUIT TOTALS	68	120	95	76	1078	193	164	1107	552
TWELFTH CIRCUIT									
Crawford	16	21	24	20	85	50	29	106	131
Sebastian	88	64	84	43	300	140	132	308	419
CIRCUIT TOTALS	104	85	108	63	385	190	161	414	550
THIRTEENTH CIRCUIT									
Calhoun	2	3	2	1	94	13	6	101	21
Cleveland	0	0	7	1	48	25	42	31	33
Columbia	27	12	16	35	269	40	16	293	130
Dallas	5	3	5	6	41	24	21	44	43
Quachita	26	6	13	25	464	53	39	478	123
Union	46	26	42	39	629	111	58	682	264
CIRCUIT TOTALS	106	50	85	107	1545	266	182	1629	614
FOURTEENTH CIRCUIT									
Baxter	18	21	25	23	145	92	114	123	179
Boone	23	17	20	17	139	58	43	154	135
Marion	13	4	9	2	120	40	43	117	68
Newton	3	1	4	5	24	9	1	32	22
CIRCUIT TOTALS	57	43	58	47	428	199	201	426	404
FIFTEENTH CIRCUIT									
Conway	6	13	10	11	102	22	15	109	62
Logan	23	4	20	10	226	35	6	255	92
Scott	8	2	5	2	23	8	3	28	25
Yell	14	5	9	1	87	24	47	64	53
CIRCUIT TOTALS	51	24	44	24	438	89	71	456	232
SIXTEENTH CIRCUIT									
Cleburne	19	1	14	5	63	33	34	62	72
Fulton	2	1	7	4	40	42	56	26	56
Independence	34	32	22	12	52	31	13	70	131
Izard	2	2	11	1	31	24	33	22	40
Stone	6	3	2	3	44	17	14	47	31
CIRCUIT TOTALS	63	39	56	25	230	147	150	227	330

PROBATE CIRCUITS FROM 01/01/79 TO 12/31/79									
Circuit and County	Guard-ianship	Alco-holics & Mental	Adoption	Misc.	DECEDENTS ESTATES				Total Probate Filings
					Pending 01/01/79	Filed	Termi-nated	Pending 12/31/79	
SEVENTEENTH CIRCUIT									
Lonoke	27	5	26	6	572	61	16	617	125
Prairie	5	3	4	6	139	18	9	148	36
White	32	9	39	13	158	43	41	160	136
CIRCUIT TOTALS	64	17	69	25	869	122	66	925	297
EIGHTEENTH EAST CIRCUIT									
Garland	80	49	65	91	413	186	299	300	471
EIGHTEENTH WEST CIRCUIT									
Montgomery	5	6	6	3	24	15	9	30	35
Polk	12	3	16	6	90	31	35	86	68
CIRCUIT TOTALS	17	9	22	9	114	46	44	116	103
NINETEENTH CIRCUIT									
Benton	57	14	50	41	210	143	110	243	305
Carroll	13	5	13	25	76	33	32	77	89
CIRCUIT TOTALS	70	19	63	66	286	176	142	320	394
TWENTIETH CIRCUIT									
Faulkner	32	19	24	36	363	53	227	189	164
Searcy	8	1	4	0	181	17	0	198	30
Van Buren	4	14	2	9	62	15	21	56	44
CIRCUIT TOTALS	44	34	30	45	606	85	248	443	238
STATE TOTALS	1948	1086	1715	1336	14796	4084	3645	15235	10169

COURTS OF LIMITED JURISDICTION

Courts of limited jurisdiction in Arkansas are County Courts, Courts of Common Pleas, Municipal Courts, City Courts, Police Courts and Justice of the Peace Courts. These are Arkansas "local courts," and they play a vital role in the maintenance of peace and order in the various communities of the state and in providing safety on our streets and highways.

According to the Task Force Report on the Courts made by the President's Commission on Law Enforcement and Administration of Justice in 1967, 90 percent of the Nation's criminal cases are heard in the courts of limited jurisdiction. The report stated that as a deterrent to crime, the courts of limited jurisdiction are more important than any other of our institutions with the possible exception of the police force, and concluded that no program of crime prevention will be effective without a massive overhaul of the local criminal courts

COUNTY COURTS

County Courts were established by Article 7, Sections 1 and 28 of the Arkansas Constitution. The Court is presided over by the County Judge, who, in addition to his duties as Judge of the County Court, is the business manager of the County. The County Judge is elected by the voters of his county for a two-year term, and is required to be at least twenty-five years of age, a citizen of the United States, a man of upright character, of good business education and a resident of the State for two years before his election, and a resident of the county at the time of his election and during his continuance in office. (Ark. Const. Art. 7, Sec. 29).

Act 742 of 1977 provides that the county court of each county in this State shall have the following powers and jurisdiction: exclusive original jurisdiction in all matters relating to county taxes, in all matters relating to roads, the appointment of viewers, reviewers and overseers of roads; to order the erection of bridges, and direct the repairing of same; to superintend all ferries, paupers, bastardy cases, vagrants and the apprenticeship of minors; to fix the places of holding election, to audit, settle and direct the payment of all demands against the county; to have the control and management of all the property, real and personal, for the use of the county; to disburse money for county purposes, and all other cases that may be necessary to the internal improvement and local concerns of the respective counties.

Juvenile and bastardy proceedings make up the majority of the case load of county courts.

JUVENILE COURT REFEREES

Beginning in 1927, Act 177 authorized the appointment of a Referee by the Judge of the Juvenile Court (County Judge), in those counties having a population of 50,000 or more. Because of this population requirement, only five counties were eligible under the law. Between 1927 and 1969, County Judges in three counties (Pulaski, Mississippi, and Washington) appointed referees to handle juvenile cases.

In 1969 the Arkansas legislature, by Act 404, eliminated the population requirement and provided that all Juvenile Courts should appoint Referees with the power to hear and decide cases involving juveniles up to age sixteen. A hiatus in the law resulted as to juveniles over sixteen but under eighteen years of age, but was remedied in 1973 with the passage of Act 537 authorizing Referees to hear all juvenile cases up to the age of eighteen.

Act 451 of 1975 superseded all previous legislation relating to juveniles by creating a new juvenile code. The code's purpose is best described by the Act itself:

In case of delinquency of juveniles in need of supervision, as far as practicable, the juvenile shall be treated not as a criminal, but as misdirected, misguided, and in need of aid, encouragement, assistance and counseling, and if such juvenile cannot be properly cared for and corrected in his own home with the assistance and help of a probation officer or other persons designated by the juvenile court, that he be placed in a suitable home, agency, institution, or other facility where he may be helped, educated, and equipped for useful citizenship.

A "juvenile" in the code is defined as any person who has not yet reached his eighteenth birthday, thus leaving no definitive problems open as to the class about which the act is concerned.

The new code places jurisdiction over a juvenile in the Juvenile Court presided over by the County Judge or, at his discretion, he may appoint a referee who serves at the judge's pleasure. A referee so designated is empowered with the same authority as the County Judge when acting as Judge of the Juvenile Court.

Every Juvenile Referee appointed after July 1, 1975 must be an attorney licensed to practice law in the State of Arkansas. However, all those presently serving as Juvenile Referees who are not attorneys may be reappointed to their positions.

Act 451 further provides that each Prosecuting Attorney or his deputy, when so requested by the Juvenile Court, shall prosecute juvenile cases. Moreover, the Act empowers a juvenile judge to appoint defense counsel in appropriate cases. County Judges are also given the power to designate probation officers for a Juvenile Court.

The Juvenile Court Judge may, at his discretion, transfer a criminal violation committed by a juvenile to any other court having jurisdiction over the matter.

The new code provides that a juvenile, while incarcerated awaiting trial, shall not be confined in a cell with adult convicts and that any juvenile taken into custody is entitled to bond within the discretion of the judge having jurisdiction over the matter.

Act 447 of 1977 states that: The decisions of the juvenile referee shall be binding upon the county judge, who shall sign any order or judgment delivered by the juvenile referee, and such order or judgment shall be a decision of the county judge. Appeals from any decision of the county judge may be taken as a matter of right to the circuit court in the county in which the case was decided. A trial de novo without jury shall then be conducted by the judge of the circuit court.

Act 363 of 1977 authorized the appointment of a referee by the county court to hear proceedings in bastardy. The Act provided that the county judge should make the final determination in such cases.

Acts 26 and 815 of 1979, provided some substantive changes in the juvenile code. Act 26 of 1979 provides that Juvenile Court shall not commit any juvenile adjudged dependent-neglected to any institution or facility used to imprison delinquent juveniles or adult criminals.

Act 815 of 1979 provided that: a state policy be adopted utilizing delinquent juveniles in public service jobs and requiring restitution of juveniles for delinquent acts; Juvenile Courts retain jurisdiction of juvenile delinquents beyond their eighteenth birthday, if the delinquent act was committed prior

to the eighteenth birthday, and may sentence such juveniles to probation for not more than one year beyond date of sentencing; Juvenile Courts may not commit a delinquent juvenile to the Division of Youth Services of the Department of Human Services after his eighteenth birthday; Juvenile Courts exercise continuing jurisdiction over juveniles paroled by the Youth Services Division; and Juvenile Court may expunge at any time the records of a juvenile on its own motion or that of any interested party.

Act 815 of 1979 also authorizes the Juvenile Court to commit juveniles after a probable cause hearing to an appropriate treatment facility for not more than 48 hours for psychiatric purposes; and to commit delinquent juveniles to any other juvenile facility for no more than 30 days as an alternative to commitment to the Division of Youth Services.

The use of Juvenile Court Referees has been initiated in 55 counties, not only for the purpose of handling the large juvenile court caseloads in the counties where such exist, but also to provide experienced and capable personnel for the Juvenile Courts. Juvenile problems in our modern society are varied and complex. This fact, coupled with the fact that a juvenile proceeding is a type of judicial hearing, makes it desirable that Juvenile Courts be administered by legally trained persons experienced with juvenile law and familiar with juvenile problems. Even though a county may not presently have a heavy caseload in the juvenile area, the appointment of a qualified referee by the County Judge can provide this capable administration for the Juvenile Court.

The use of the referee in Juvenile Courts provides at least three advantages:

1. Through the proper selection of the referee, the services of a person trained and experienced in the field of law, juvenile relations, or both may be utilized.
2. The workload of the County Judge is reduced somewhat by the delegation of this responsibility.
3. The workload of some Circuit and Municipal Judges who have been trying juvenile cases can also be relieved by shifting these matters to the referee.

COUNTY JUDGES—1980

Officers of the Arkansas County Judges' Association are:
President—Hoye Horn, Little River County, Ashdown
First Vice President—Charles Whorton, of Jr. Madison County, Huntsville
Second Vice-President—W. E. (Bill) Beaumont, Jr., Pulaski County, Little Rock
Secretary-Treasurer—Bob Henderson, Columbia County, Magnolia

COUNTY	JUDGE	COUNTY	JUDGE
Arkansas	Dale Shelton	Lee	L. E. "Gene" Waldrip
Ashley	Johnnie Bolin	Lincoln	Charles Green
Baxter	James H. Baker	Little River	Hoye Horn
Benton	A. E. "Al" Norwood	Logan	Buster Tritt
Boone	Clifford Tomlinson	Lonoke	Don C. Spence
Bradley	Joe T. Fowler	Madison	Charles Whorton, Jr.
Calhoun	Bill Wylie	Marion	Gay Rorie
Carroll	Wayne Farwell	Miller	Sam F. Rose
Chicot	J. R. Burchfield	Mississippi	A. A. "Shug" Banks
Clark	R. W. Stevenson	Monroe	Tom Catlett
Clay	Rue C. "Cuppie" Mack	Montgomery	L. J. Warneke
Cleburne	Dan Verser	Nevada	Bobby Taylor
Cleveland	Raymond Jack Sipes	Newton	Alton L. Campbell
Columbia	R. W. "Bob" Henderson	Ouachita	John Marlar
Conway	David Trafford	Perry	Malvin U. Brand
Craighead	Dennis Gilliam	Phillips	A. Y. Gordon
Crawford	Glen Wisely	Pike	Harlon Duren
Crittenden	Jack Brawley	Poinsett	Steve Ryan
Cross	William J. Wood	Polk	Sam Varner
Dallas	Troy Bradley	Pope	Samuel "Bus" Rye
Desha	Bonnie Zook	Prairie	J. Elmer Berry
Drew	Ordie A. Watts	Pulaski	W. E. Beaumont, Jr.
Faulkner	Gerald Ward	Randolph	Junior J. Wooldridge
Franklin	Joe Powell	St. Francis	Carl Cisco
Fulton	Leonard Mooney	Saline	Wayne Bishop
Garland	W. J. McCuen	Scott	Worman Owens
Grant	Veo Easley	Searcy	T. P. Hubbard
Greene	Buford Diggs	Sebastian	Bob Boyer
Hempstead	Wayne Bohanon	Sevier	O. H. "Rusty" Durham
Hot Spring	Carl Fowler	Sharp	Franklin Arnold
Howard	Conrad Bagley	Stone	Coleman Gammill
Independence	Jess Carpenter	Union	Homer Parks
Izard	Larry Arnold	Van Buren	J. D. Payne
Jackson	Joe Coe	Washington	Charles A. Johnson
Jefferson	Earl Chadick	White	Bill Davis
Johnson	Bobby Joe Wilkins	Woodruff	John Davis
Lafayette	Jimmy Alexander	Yell	James Lee Witt
Lawrence	D. S. "Rosie" Foley		

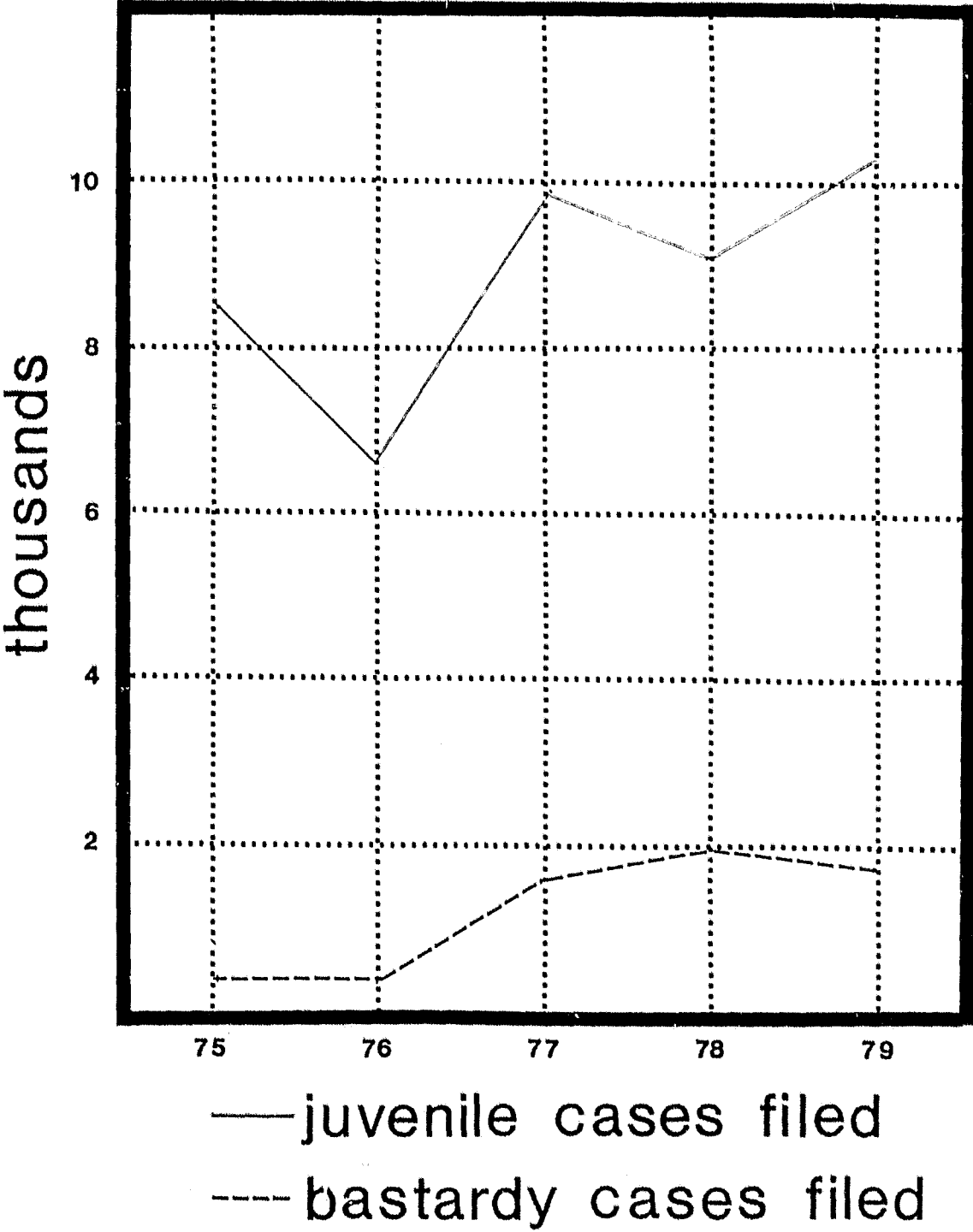
CASES FILED IN COUNTY COURTS—1979

County	Juvenile Cases	Bastardy Cases	County	Juvenile Cases	Bastardy Cases
Arkansas	117	19	Lee	65	75
Ashley	54	29	Lincoln	38	13
Baxter	47	0	Little River	9	0
Benton	300	13	Logan	28	0
Boone	58	0	Lonoke	329	0
Bradley	22	9	Madison	4	0
Calhoun	4	9	Marion	21	0
Carroll	35	1	Miller	281	56
Chicot	35	52	Mississippi	306	121
Clark	79	3	Monroe	57	2
Clay	15	1	Montgomery	7	0
Cleburne	25	0	Nevada	9	2
Cleveland	16	0	Newton	1	0
Columbia	53	26	Ouachita	169	23
Conway	46	23	Perry	24	0
Craighead	326	44	Phillips	196	329
Crawford	151	6	Pike	6	0
Crittenden	302	264	Poinsett	38	51
Cross	32	48	Polk	20	0
Dallas	25	6	Pope	101	16
Desha	84	0	Prairie	51	0
Drew	91	14	Pulaski	3541	0
Faulkner	61	11	Randolph	42	4
Franklin	85	0	St. Francis	84	4
Fulton	15	0	Saline	706	0
Garland	626	11	Scott	46	0
Grant	42	0	Searcy	13	25
Greene	129	4	Sebastian	343	3
Hempstead	81	6	Sevier	42	0
Hot Spring	137	0	Sharp	41	193
Howard	15	1	Stone	30	0
Independence	89	0	Union	133	15
Izard	10	0	Van Buren	17	0
Jackson	64	2	Washington	325	44
Jefferson	1099	269	White	115	17
Johnson	60	0	Woodruff	15	17
Lafayette	10	5	Yell	34	0
Lawrence	59	0			
STATE TOTALS				11,786	1,886

JUVENILE COURT REFEREES
1980

County	City	Referee
Ashley	Hamburg	Tim Tarvin
Baxter	Mountain Home	Ronald P. Kincade
Benton	Bentonville	David Meyers
Boone	Harrison	Bill Doshier
Bradley	Warren	Robert E. Garner
Calhoun	Hampton	Ronnie Phillips
Carroll	Berryville	W. Q. Hall
Chicot	Lake Village	Ohmer C. Burnside
Conway	Morrilton	Howard C. Yates
Craighead	Jonesboro	Donald F. Seay
Crawford	Van Buren	Paul D. Gant
Crittenden	Marion	W. Pal Rainey
Cross	Wynne	Robert Bassham
Desha	Arkansas City	Billy Hubbell
Drew	Monticello	Michael W. Lonsberry
Faulkner	Conway	Ron Burton
Franklin	Ozark	A. Jack King
Fulton	Salem	Tommy Estes
Garland	Hot Springs	David B. Switzer
Grant	Sheridan	J. Larry Allen
Greene	Paragould	David R. Goodson
Hempstead	Hope	O. A. Graves
Hot Spring	Malvern	Donald M. Spears
Howard	Nashville	Edwin Alford
Izard	Melbourne	David H. White
Jackson	Newport	Max Owen Bowie
Jefferson	Pine Bluff	Jimmy D. Joyce
Johnson	Clarksville	Ronald G. Harris
Lawrence	Walnut Ridge	James F. Sloan, III
Lee	Marianna	Daniel H. Felton, III
Lincoln	Star City	Sherry Bates
Logan	Paris	Billy G. Stockton
Lonoke	Lonoke	Edgar R. Thompson
Madison	Huntsville	W. Q. Hall
Miller	Texarkana	Philip B. Purifoy
Mississippi	Blytheville	Max B. Harrison
Monroe	Clarendon	Steve Ellidge
Newton	Jasper	Fred Fennell
Ouachita	Camden	Harry Barnes
Phillips	Helena	John M. Pittman
Poinsett	Harrisburg	Edward S. Maddox
Polk	Mena	Robert Shaw
Pope	Russellville	Jon R. Sanford
Prairie	Des Arc	Elmer C. Clark
Pulaski	Little Rock	Judith Rogers
		Phil Peters
Randolph	Pocahontas	John Burris
St. Francis	Forrest City	Michael B. Easley
Saline	Benton	Ray Baxter
Searcy	Marshall	John B. Driver
Sebastian	Fort Smith	Audit Kincannon
Sharp	Ash Flat	Kevin King
Stone	Mountain View	John Dan Kemp
Union	El Dorado	Ronald Griggs
Washington	Fayetteville	Bob I. Mayes
White	Searcy	Watson Bell

COUNTY COURTS
1975-1979



COURTS OF COMMON PLEAS

Courts of Common Pleas have been established in various counties by special acts. Presently, there are twelve such courts existing in the state. These courts are authorized by Article 7, Section 32 of the present Constitution, which reads as follows:

The General Assembly may authorize the judge of the county court of any one or more counties to hold severally a quarterly court of common pleas in their respective counties, which shall be a court of record with such jurisdiction in matters of contract and other civil matters not involving title to real estate as may be vested in such court.

Jurisdiction of Courts of Common Pleas is generally limited to civil actions in which the amount in controversy does not exceed \$1,000. These Courts are presided over by the county judge and appeal may be taken to the circuit court, where trials are de novo. The courts exist in the following counties:

Ashley, Chicot, Crittenden, Cross, Desha, Garland, Lee, Lonoke, Madison, Mississippi, Nevada and Prairie.

Filings in Courts of Common Pleas have been rather stable in the past with very little change in the overall number of filings from year to year.

TABLE OF CASES FILED IN COURTS OF COMMON PLEAS

COUNTY	1970	1971	1972	1973	1974	1975	1976	1977	1978	1979
Ashley	156	123	123	99	162	206	39	77	103	87
Chicot	0	0	0	0	0	0	0	NR	NR	0
Crittenden	0	2	0	1	1	0	0	0	0	0
Cross	1	22	0	0	0	0	0	1	0	41
Desha	2	4	4	6	15	5	5	1	3	4
Garland	46	40	40	44	78	58	74	64	44	196
Lee	0	0	0	0	0	0	0	NR	59	65
Lonoke	19	28	48	49	49	78	96	107	145	84
Madison	0	0	0	38	49	0	0	0	0	0
Mississippi	18	21	30	8	11	17	26	0	23	31
Nevada	4	1	3	3	2	0	1	0	0	0
Prairie	0	0	0	0	0	0	0	0	0	0
TOTALS	246	241	248	248	367	364	236	250	377	508

NR—No Report

MUNICIPAL COURTS

Municipal Courts constitute the principal courts of limited jurisdiction. The courts are authorized in cities of 2,400 persons or more and a city of less than 2,400 may establish a Municipal Court if it is the county seat or is located in a county that did not have an established Municipal Court prior to March 7, 1973. The court's subject matter jurisdiction is basically the same as that of Justices of the Peace. Territorially, the court has countywide jurisdiction except in those counties having two county seats.

It is the only court of limited jurisdiction in which the judge is required to be an attorney. He is required to have practiced law for six years except in cities of less than 15,000 in which any licensed,

practicing attorney is eligible. He must be at least 25 years of age, of good moral character, and a resident of Arkansas for at least two years. Salaries range from \$2,400 to \$24,500 per annum and are set by the legislature. In most cases, the court budgets are financed equally by the city and the county. Judges are allowed to practice law with the exception of those in Little Rock and Pine Bluff.

These courts handle the bulk of all misdemeanors, ordinance violations, and small claims. During 1979 Municipal Courts in Arkansas handled a record 528,043 cases, assessed over twelve million in fines and over five million in costs, and collected over 16 million dollars in fines and costs.

THE MUNICIPAL JUDGES' COUNCIL

President	Honorable Charles Goldberger Pine Bluff
1st Vice-President	Honorable Robert Batton Jacksonville
2nd Vice-President	Honorable Richard Proctor Wynne
Secretary-Treasurer	Honorable John Dan Kemp Mountain View

THE MUNICIPAL CLERKS' ASSOCIATION

President	Marty Dickinson Siloam Springs
Vice-President	Barbara Collier Sherwood
Secretary	Georgia Bledsoe Hope
Treasurer	Donna McKelvey Prescott

MUNICIPAL COURTS—1980

City	County	Judge	Clerk
Arkadelphia	Clark	W. H. Arnold	Angela Reeves
Ashdown	Little River	Benjamin Fawcett	Janice Fawcett
Ash Flat	Sharp	Lloyd Harper	Patti Sullivan
Augusta	Woodruff	James F. Daugherty	Merle Montague
Batesville	Independence	Roy Edward Thomas	Roy N. Goatcher
Belleville	Yell	William Bullock	Lea Ellen Witt
Benton	Saline	Sam Ed Gibson	Diane Mattison
Bentonville	Benton	Stephen P. Sawyer	Brenda Ward
Berryville	Carroll	Paul Jackson	Thelma Bohannon
Biscoe	Prairie	W. B. Guthrie, Jr.	Florene Tipton
Blytheville	Mississippi	Max B. Harrison	Dorothy Besharse
Booneville	Logan	Ronald Gene Killion	Ladonna Roberts
Brinkley	Monroe	James D. Spott	Nancy Odom
Bryant	Saline	D. Derrell Davis	Dianne Pittman
Cabot	Lonoke	Edgar R. Thompson	Melissa Wilson
Camden	Ouachita	Harry F. Barnes	Corin Blackwood
Charleston	Franklin	A. Jack King	Dorena J. Smith
Clarendon	Monroe	Raymond R. Abramson	Sandra Booker
Clarksville	Johnson	John S. Patterson	Leonard T. Arrington
Clinton	Van Buren	Jack Lewis	Carol Simmons
Conway	Faulkner	Ronald L. Burton	Shirley Garrett
Corning	Clay	Guy Brinkley	Denzil Wright
Crossett	Ashley	W. P. "Billy" Switzer	Dana E. Williams
Danville	Yell	William R. Bullock	Lea Ellen Witt
Dardanelle	Yell	William R. Bullock	Lea Ellen Witt
DeQueen	Sevier	John B. Hainen	Marceline Robinson
Dermott	Chicot	Robert B. Gibson	Linda B. Bolding
DeValls Bluff	Prairie	Jim Bayne	Peggy Murphy
DeWitt	Arkansas	Cecil Matthews	Willene Miller
Dumas	Desha	L. David Stubbs	Mary Howard
El Dorado	Union	Edwin Alderson	Patricia Wilson
England	Lonoke	Joseph Svoboda	Connie Lacefield
Eudora	Chicot	David F. Gillison, Jr.	Bessie S. Jenkins
Eureka Springs	Carroll	Alan D. Epley	Vicki J. Kell
Fayetteville	Washington	Charles N. Williams	Tammy Keck
Fordyce	Dallas	Thomas D. Wynne, Jr.	
Forrest City	St. Francis	John D. Bridgforth	Charline Fitzpatrick
Fort Smith	Sebastian	Lawson Cloninger	Vera Combs
Gould	Lincoln	Murray F. Armstrong	Dorothea Trotter
Grady	Lincoln	Murray F. Armstrong	Donna Boardman
Greenwood	Sebastian	Wayland Parker	Beverly Bryan
Hamburg	Ashley	Herman L. Hamilton, Jr.	Hazel Henderson
Hampton	Calhoun	Ronnie Phillips	Dixie A. Grim
Harrisburg	Poinsett	Edward S. Maddox	Sherry Lamb
Harrison	Boone	Buford Gardner	Peggy Vines and Sharon Wilson
Havana	Yell	William R. Bullock	
Hazen	Prairie	W. B. Guthrie, Jr.	Ellen Stewart
Heber Springs	Cleburne	Earl N. Olmstead	Evelyn Alexander
Helena	Phillips	Edward Grauman	Mildred Sallis
Hope	Hempstead	James H. Pilkinton, Jr.	Georgia Bledsoe
Hot Springs	Garland	Earl J. Mazander	Hazel E. Gossett
Huntsville	Madison	W. Q. Hall	Shirley Plumlee
Jacksonville	Pulaski	Robert Batton	Leon Sorrells
Jasper	Newton	Fred F. Fennell	Dorothy Vibbert
Jonesboro	Craighead	John States	Shirley Powell
Lake City	Craighead	John States	Pat Fleetwood

City	County	Judge	Clerk
Lake Village	Chicot	David F. Gillison, Jr.	Bessie S. Jenkins
Lepanto	Poinsett	Arlon Woodruff	Linda Powell
Lewisville	Lafayette	Patsy Robinson	Kay Alexander
Little Rock	Pulaski	Jack Holt	Dora Anderson
		(Civil)	
Little Rock	Pulaski	Jack Holt	Mary Lou Douthit and
		(Criminal)	Gail York
Little Rock	Pulaski	William R. Butler	Barbara Burney and
		(Traffic)	Debbie Williams
Lonoke	Lonoke	James Burnett	Carole Testeller
McGehee	Desha	Robert M. Smith	Barbara Wood
Magnolia	Columbia	William A. Eckert	Shelley Henry
Malvern	Hot Spring	William C. Gilliam	Joan Vick
Mammoth Spring	Fulton	Lloyd Harper	Kathy Autry
Manila	Mississippi	Edsel Harber	
Marianna	Lee	Dan Felton III	Mary Jo Caruth
		(County Cases)	
Marianna	Lee	Dan Felton III	Hallie Smithson
		(City Cases)	
Marion County Municipal Court		Michael E. Kelly	Joyce Newton
			Jean Marshall
			Mrs. Brian Lee
Marshall	Searcy	John B. Driver	Frances R. Driver
Melbourne	Izard	L. Gray Dellinger	Sarah E. Dellinger
Menu	Polk	Robert L. Shaw	Lavena Rackley
Monticello	Drew	Clifton Bond	Robert E. Ellis, Jr.
Morrilton	Conway	W. J. Cree, Jr.	Diane Cambiano
Mount Ida	Montgomery	Hal Barnes	Rae Barnes
Mountain Home	Baxter	G. Fred Engeler, Jr.	Dee Byrd
Mountain View	Stone	John Dan Kemp, Jr.	Mary Lou Looney
Murfreesboro	Pike	Lindell Hile	Barbara Cherry
Nashville	Howard	Edwin J. Alford	Bonnie Reich
Newport	Jackson	Larry Hartsfield	J. Paul Heard
North Little Rock	Pulaski	Dean R. Morley	Betty Mathes
		(Traffic)	
North Little Rock	Pulaski	Joel C. Cole	Deanie Dunn
		(Criminal/Civil)	
Ola	Yell	William R. Bullock	Lea Ellen Witt
Osceola	Mississippi	James E. Hyatt, Jr.	Jean Hendrix
Ozark	Franklin	A. Jack King	Robbie Black
Paragould	Greene	David R. Goodson	Emma Jean Cole
Paris	Logan	Herschel W. Cleveland	Vicky Dorrough
Perryville	Perry	Herby Branscum	Shirley Eubanks
Piggott	Clay	Guy Brinkley	Janie Brinkley
Pine Bluff	Jefferson	Charles S. Goldberger	Dale H. Shepard
Plainview	Yell	William R. Bullock	Lea Ellen Witt
Pocahontas	Randolph	Harrell Simpson, Jr.	Lavada Acree
Prairie Grove	Washington	Robert L. Whitlock	Wanda Allen
Prescott	Nevada	A. Glenn Vasser	Donna McKelvey
Pulaski County Municipal Court		David Hale	Linda Crow, Chief Clerk
Rector	Clay	Guy Brinkley	Bertha Simmons
Rison	Cleveland	Ronnie A. Phillips	Judy King
Rogers	Benton	John Jennings	Jean Lance
Russellville	Pope	Richard L. Peel	Esther Shuffield
Salem	Fulton	Lloyd Harper	Marcia Batterton
Searcy	White	Charles E. Yingling, Jr.	Linda Hannah
Sheridan	Grant	J. Larry Allen	Jo Nell Kelly
Sherwood	Pulaski	Milas Hale	Barbara Collier
Siloam Springs	Benton	Kent Watson	Marty Dickinson

City	County	Judge	Clerk
Springdale	Washington	James E. Evans, Sr.	Paul F. Burgess
Star City	Lincoln	Murray F. Armstrong	Donna Boardman
Stuttgart	Arkansas	Cecil C. Matthews	Jean Matthews
Texarkana	Miller	Philip B. Purifoy	Mary Pankey
Trumann	Poinsett	Edward S. Maddox	Florene Wright
Ulm	Prairie	W. B. Guthrie, Jr.	Barbara Hightower
Van Buren	Crawford	Floyd G. Rogers	Georgia Cox
Waldron	Scott	Dewain W. Hodge	Betty S. Sunderman
Walnut Ridge	Lawrence	Harry L. Ponder	Benson Hart
Warren	Bradley	Robert E. Garner	Mrs. Dean Bryant
West Helena	Phillips	Harvey Yates	Julia Adkins
West Memphis	Crittenden	Lindsey J. Fairley	Jean Baratti
Wynne	Cross	Richard L. Proctor	Olive Bock

MUNICIPAL COURTS—SMALL CLAIMS DIVISIONS 1980

City	County	Judge	Clerk
Ash Flat	Sharp	Loyd Harper	Patti Sullivan
Benton	Saline	Sam Ed Gibson	Diane Mattison
Cabot	Lonoke	Edgar R. Thompson	Rachel Schmidt
Clarksville	Johnson	John Patterson	Roberta Elkins
Clinton	Van Buren	Jack Lewis	Carol Simmons
Conway	Faulkner	Ronald L. Burton	Shirley Garrett
Eureka Springs	Carroll	Alan D. Epley	Vicki J. Kell
Fayetteville	Washington	Charles N. Williams	Tammy Keck
Hampton	Calhoun	Ronnie Phillips	Dixie A. Grim
Harrison	Boone	Buford Gardner	Peggy Vines, Sharon Wilson
Hope	Hempstead	James Pilkinton, Jr.	Georgia Bledsoe
Jasper	Newton	Fred Fennell, Sr.	Ruth Ann Wilson
Lonoke	Lonoke	TBE	
McGehee	Desha	Robert M. Smith	Barbara Wood
Magnolia	Columbia	William A. Eckert	Shelley Henry
Malvern	Hot Spring	William C. Gilliam	Joan Vick
Marianna	Lee	Dan Felton III	Mary Jo Caruth, Hallie Smithson
Morrilton	Conway	W. J. Cree, Jr.	Diane Cambiano
Mount Ida	Montgomery	Hal Barnes	Rae Barnes
Mountain Home	Baxter	G. Fred Engeler, Jr.	Dee Byrd
Mountain View	Stone	John Dan Kemp, Jr.	Mary Lou Looney
Nashville	Howard	Edwin J. Alford	Bonnie Reich
Newport	Jackson	Larry Hartsfield	J. Paul Heard
Ozark	Franklin	A. Jack King	Robbie Black
Paris	Logan	Herschel Cleveland	Vicky Dorrough
Pine Bluff	Jefferson	Charles Goldberger	Dale H. Shepard
Pocahontas	Randolph	Harrell Simpson, Jr.	Lavada Acree
Prescott	Nevada	A. Glenn Vasser	Donna McKelvey
Pulaski County		David Hale	Jane Sulcer
Rison	Cleveland	Ronnie Phillips	Judy King
Searcy	White	Charles Yingling, Jr.	Linda Hannah
Siloam Springs	Benton	Kent Watson	Marty Burnett
Star City	Lincoln	Murray Armstrong	Donna Boardman
Texarkana	Miller	Philip B. Purifoy	Mary Pankey
Van Buren	Crawford	Floyd Rogers	Donna Parrish
West Memphis	Crittenden	Lindsey J. Fairley	Jean Baratti
Wynne	Cross	Richard Proctor	Olive Bock

TBE—TO BE ESTABLISHED

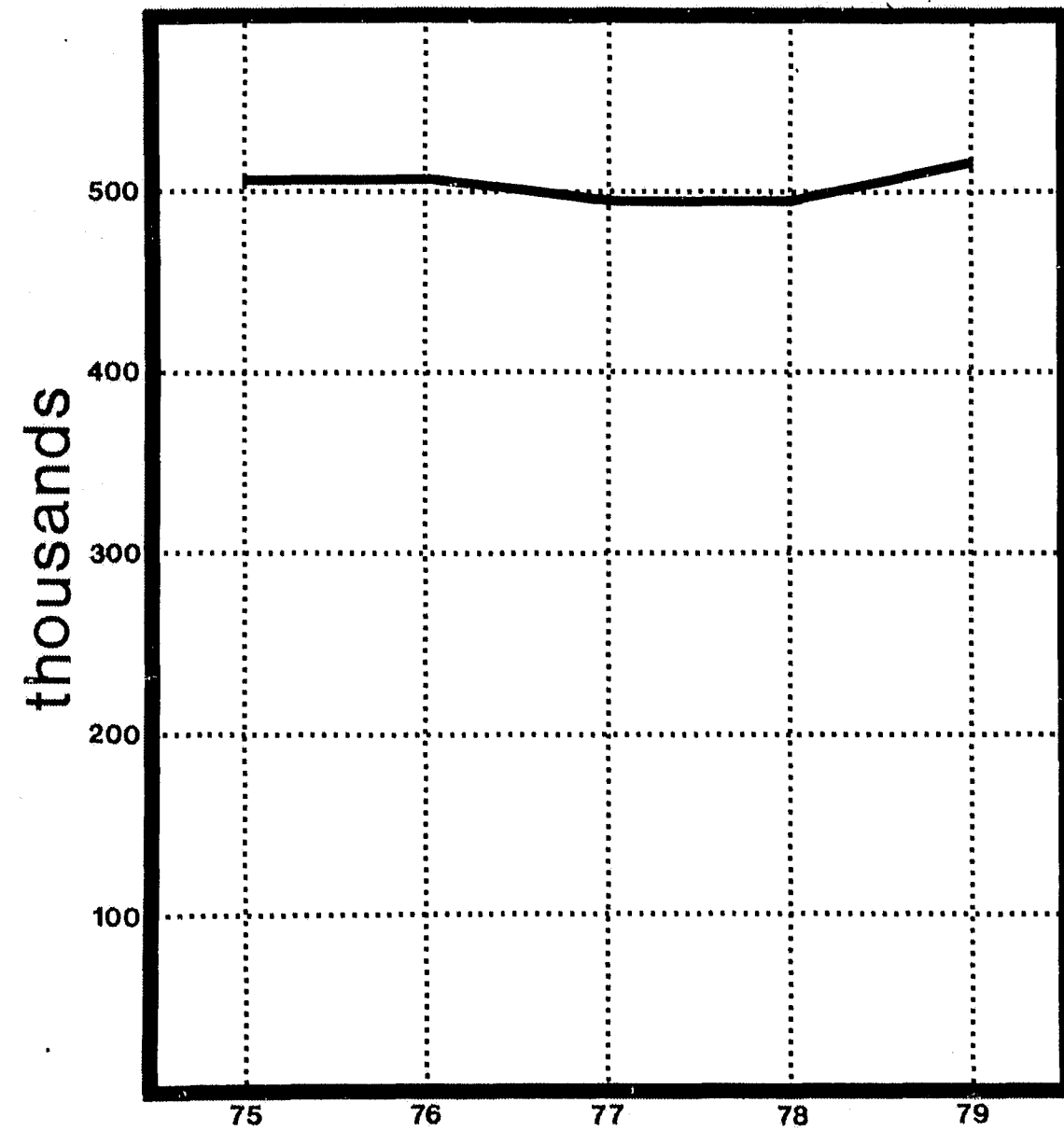
The following courts did not submit a reply on the Small Claims Division Survey:

Ashdown, Batesville, Belleville, Berryville, Blytheville, Booneville, Bryant, Camden, Clarendon, Corning, Danville, Dardanelle, DeQueen, Dermott, England, Eudora, Forrest City, Gould, Grady, Greenwood, Havana, Heber Springs, Hot Springs, Huntsville, Jonesboro, Lake City, Lake

Village, Lepanto, Lewisville, Manilla, Marion County Municipal Court, Melbourne, Mena, Monticello, Murfreesboro, Ola, Osceola, Paragould, Perryville, Piggott, Plainview, Prairie Grove, Rec-
tor, Rogers, Russellville, Sheridan, Springdale, Waldron, Walnut Ridge, Warren, West Helena.

MUNICIPAL COURTS

1975-1979



— cases filed

ARKANSAS JUDICIAL DEPARTMENT
MUNICIPAL COURTS—CASES FILED, FINES ASSESSED, FINES COLLECTED—1979

City/County	D.W.I.	Other Moving Traffic	Other Traffic	Criminal	Civil	Total	Total Cost Assessed	Total Fines And Cost Collected
Arkadelphia, Clark	NR	NR	NR	NR	NR	NR	NR	NR
Cases	0	0	0	0	0	0		
Fines	\$ 000	\$ 000	\$ 000	\$ 000		000	000	000
Ash Flat, Sharp*								
Cases	20	350	265	62	50	747		
Fines	2,400	14,100	10,150	3,473		30,123	10,020	26,756
Augusta, Woodruff								
Cases	113	862	381	713	12	2,081		
Fines	20,350	16,660	5,848	28,182		71,040	42,552	103,672
Batesville, Independence*								
Cases	0	0	0	0	0	3,028*		
Fines	000	000	000	000		67,160	34,526	101,687
Benton, Saline								
Cases	346	2,560	1,002	1,425	261	5,594		
Fines	9,735	51,459	257,419	34,659		353,272	69,914	170,947
Bentonville, Benton								
Cases	101	2,155	237	506	164	3,163		
Fines	16,587	37,121	3,668	17,037		74,413	41,266	115,679
Berryville, Chicot								
Cases	0	0	0	0	0	1,441*		
Fines	7,170	17,969	000	000		25,139	15,321	37,902
Biscoe, Prairie								
Cases	13	275	58	26	0	372		
Fines	2,662	7,945	2,477	2,915		15,999	9,375	25,374
Blytheville, Mississippi								
Cases	425	4,043	1,662	2,218	54	8,402		
Fines	78,316	65,810	37,306	123,085		304,517	200,555	000
Booneville, Logan	NR	NR	NR	NR	NR	NR	NR	NR
Cases	0	0	0	0	0	0		
Fines	000	000	000	000		000	000	000
Brinkley, Monroe								
Cases	134	1,592	404	565	43	2,738		
Fines	29,775	31,251	10,575	30,383		101,984	63,385	170,765
Bryant, Saline								
Cases	67	1,144	382	274	0	1,867		
Fines	10,393	25,463	9,671	13,029		58,556	18,974	71,218
Cabot, Lonoke								
Cases	35	735	289	248	27	1,334		
Fines	6,760	18,259	3,223	14,104		42,346	24,553	66,899

ARKANSAS JUDICIAL DEPARTMENT
MUNICIPAL COURTS—CASES FILED, FINES ASSESSED, FINES COLLECTED—1979

City/County	D.W.I.	Other Moving Traffic	Other Traffic	Criminal	Civil	Total	Total Cost Assessed	Total Fines And Cost Collected
Camden, Ouachita								
Cases	285	2,688	1,286	1,315	120	5,694		
Fines	000	000	000	000		213,912	105,811	181,513
Charleston, Franklin								
Cases	21	184	52	69	34	360		
Fines	5,114	3,625	1,065	1,408		11,212	8,338	18,630
Clarendon, Monroe								
Cases	108	425	256	377	6	1,172		
Fines	20,435	10,013	4,713	14,920		50,081	49,966	64,104
Clarksville, Johnson ⁹⁴								
Cases	80	0	1,103	0	40	1,223		
Fines	15,981	000	44,375	000		60,356	25,019	60,356
Clinton, Van Buren								
Cases	66	332	97	452	190	1,137		
Fines	4,681	4,370	513	9,737		19,301	12,681	32,785
Conway, Faulkner								
Cases	279	4,685	1,738	2,707	259	9,668		
Fines	38,500	73,100	24,665	75,966		212,231	110,631	322,862
Corning, Clay								
Cases	37	374	425	516	19	1,371		
Fines	4,858	4,324	5,204	13,161		27,547	23,373	50,920
Crossett, Ashley								
Cases	119	1,377	570	1,339	893	4,298		
Fines	26,166	37,568	17,765	58,097		139,596	26,059	127,390
DeQueen, Sevier								
Cases	295	1,570	0	1,319	10	3,194		
Fines	39,720	21,055	000	43,282		104,057	81,926	182,629
Dermott, Chicot								
Cases	NR	NR	NR	NR	NR	NR	NR	NR
Fines	0	0	0	0	0	0		
DeValls Bluff, Prairie								
Cases	000	000	000	000		000	000	000
Fines	NR	NR	NR	NR	NR	NR	NR	NR
Cases	0	0	0	0	0	0		
Fines	000	000	000	000		000	000	000
DeWitt, Arkansas								
Cases	51	1,122	102	287	7	1,569		
Fines	8,313	34,248	2,745	20,163		65,469	18,396	83,764
Dumas, Desha								
Cases	107	946	300	400	0	1,753		
Fines	19,488	43,829	13,578	28,587		105,482	13,293	118,774

ARKANSAS JUDICIAL DEPARTMENT
MUNICIPAL COURTS—CASES FILED, FINES ASSESSED, FINES COLLECTED—1979

City/County	D.W.I.	Other Moving Traffic	Other Traffic	Criminal	Civil	Total	Total Cost Assessed	Total Fines And Cost Collected
El Dorado, Union								
Cases	386	4,903	1,921	2,708	1,002	10,920		
Fines	79,995	63,279	20,823	156,875		320,972	124,525	422,748
England, Lonoke	NR	NR	NR	NR	NR	NR	NR	NR
Cases	0	0	0	0	0	0		
Fines	000	000	000	000		000	000	000
Eudora, Chicot	NR	NR	NR	NR	NR	NR	NR	NR
Cases	0	0	0	0	0	0		
Fines	000	000	000	000		000	000	000
Eureka Springs, Carroll								
Cases	22	114	89	158	45	428		
Fines	1,895	2,207	526	5,464		10,092	2,331	10,515
Fayetteville, Washington								
Cases	716	3,224	3,458	2,228	540	10,166		
Fines	60,904	62,036	9,796	41,749		174,485	89,287	259,718
95 Fordyce, Dallas	NR	NR	NR	NR	NR	NR	NR	NR
Cases	0	0	0	0	0	0		
Fines	000	000	000	000		000	000	000
Forrest City, St. Francis								
Cases	378	5,615	147	2,839	417	9,396		
Fines	82,543	116,422	569	187,331		386,865	178,402	266,911
Fort Smith, Sebastian								
Cases	1,698	27,542	0	7,563	1,269	38,072		
Fines	000	000	000	000		000	000	000
Greenwood, Sebastian								
Cases	199	2106	711	1063	161	4,240		
Fines	11,325	30,761	2,929	10,077		55,092	79,162	134,254
Hamburg, Ashley								
Cases	90	1,551	735	602	25	3,003		
Fines	13,730	51,958	12,874	39,283		117,845	23,114	149,468
Hampton, Calhoun								
Cases	71	1,727	707	293	52	2,850		
Fines	10,985	20,405	12,977	11,267		55,634	61,224	96,063
Harrisburg, Poinsett	NR	NR	NR	NR	NR			
Cases	0	0	0	0	0	0		
Fines	000	000	000	000		000	000	000
Harrison, Boone								
Cases	101	2,582	1,833	520	11	5,047		
Fines	23,260	47,037	10,151	34,400		114,848	71,983	186,831

ARKANSAS JUDICIAL DEPARTMENT
MUNICIPAL COURTS—CASES FILED, FINES ASSESSED, FINES COLLECTED—1979

City/County	D.W.I.	Other Moving Traffic	Other Traffic	Criminal	Civil	Total	Total Cost Assessed	Total Fines And Cost Collected
Hazen, Prairie								
Cases	63	785	293	0	0	1,141		
Fines	14,240	24,167	15,862	000		54,269	20,292	74,561
Heber Springs, Cleburne								
Cases	122	779	187	340	28	1,456		
Fines	37,887	15,416	4,126	36,203		93,632	22,243	115,874
Helena, Phillips								
Cases	42	1,247	329	368	385	2,371		
Fines	8,800	17,164	5,508	19,786		51,258	39,733	90,990
Hope, Hempstead								
Cases	221	1,224	1,715	642	159	3,961		
Fines	31,599	10,140	97,751	37,719		177,209	71,347	474,994
Hot Springs, Garland								
Cases	0	0	0	10,573	949	11,522		
Fines	000	000	000	000		000	000	198,736
Huntsville, Madison								
Cases	54	501	167	295	0	1,017		
Fines	19,285	8,350	7,381	17,596		52,612	14,193	66,805
Jacksonville, Pulaski								
Cases	416	3,283	1,136	1,883	106	6,824		
Fines	167,603	100,000	29,835	198,212		495,650	89,768	460,830
Jasper, Newton								
Cases	16	178	48	89	8	339		
Fines	4,300	4,019	1,236	3,611		13,166	3,216	18,116
Jonesboro, Craighead								
Cases	445	3,935	4,123	4,185	799	13,487		
Fines	84,322	66,681	70,089	52,841		273,933	145,969	402,307
Lake City, Craighead								
Cases	28	233	59	171	42	533		
Fines	5,600	2,330	590	1,710		10,230	13,385	22,809
Lake Village, Chicot								
Cases	NR	NR	NR	NR	NR			
Fines	0	0	0	0	0	0		
Fines	000	000	000	000		000	000	000
Lee County, Lee								
Cases	85	1,060	290	531	0	1,966		
Fines	12,125	20,500	5,249	16,416		54,290	43,572	87,606
Lepanto, Poinsett								
Cases	64	132	97	189	0	482		
Fines	10,593	3,230	1,743	8,531		24,097	7,973	34,203

ARKANSAS JUDICIAL DEPARTMENT
MUNICIPAL COURTS—CASES FILED, FINES ASSESSED, FINES COLLECTED—1979

City/County	D.W.I.	Other Moving Traffic	Other Traffic	Criminal	Civil	Total	Total Cost Assessed	Total Fines And Cost Collected
Lewisville, Lafayette	NR	NR	NR	NR	NR	NR	NR	NR
Cases	0	0	0	0	0	0	0	0
Fines	000	000	000	000	0	000	000	000
Little Rock (Civil), Pulaski								
Cases	0	0	0	0	6,137	6,137		
Fines	000	000	000	000		000	46,931	46,931
Little Rock (Crim.), Pulaski								
Cases	0	0	0	11,673	0	11,673		
Fines	000	000	000	138,650		138,650	337,054	475,703
Little Rock (Traffic), Pulaski								
Cases	1355	53,732	60,375	0	0	115,462		
Fines	000	997,942	197,665	000		1,195,607	000	1,555,342
Lon ke, Lonoke								
Cases	90	1,501	430	89	0	2,110		
Fines	20,352	40,066	15,125	5,016		80,559	23,232	91,591
Magnolia, Columbia								
Cases	271	1,703	639	1,481	454	4,548		
Fines	000	000	000	000		000	176,626	144,288
Malvern, Hot Spring								
Cases	284	2,888	895	945	32	5,044		
Fines	55,688	62,908	12,309	32,804		163,709	53,177	210,581
Mammoth Spring, Fulton								
Cases	23	80	29	59	2	193		
Fines	9,870	2,049	477	4,522		16,918	3,640	13,956
Marianna, Lee								
Cases	81	269	221	390	32	993		
Fines	8,424	6,534	3,736	6,978		25,672	10,714	36,385
Marion County, Marion								
Cases	91	820	254	331	289	1,785		
Fines	13,915	15,791	3,956	14,270		47,932	15,304	64,428
Marshall, Searcy								
Cases	8	343	32	74	1	458		
Fines	1,372	9,382	697	2,941		14,392	3,578	17,967
McCrary, Woodruff								
Cases	37	163	25	109	0	334		
Fines	5,000	3,901	485	6,050		15,436	5,695	21,131
McGehee, Desha								
Cases	46	710	101	253	30	1,140		
Fines	8,806	10,072	2,026	10,067		30,971	000	39,330

ARKANSAS JUDICIAL DEPARTMENT
MUNICIPAL COURTS—CASES FILED, FINES ASSESSED, FINES COLLECTED—1979

City/County	D.W.I.	Other Moving Traffic	Other Traffic	Criminal	Civil	Total	Total Cost Assessed	Total Fines And Cost Collected
Melbourne, Izard	NR	NR	NR	NR	NR	NR	NR	NR
Cases	0	0	0	0	0	0		
Fines	000	000	000	000		000	000	000
Mena, Polk								
Cases	259	1,964	0	883	32	3,138		
Fines	21,248	17,927	000	13,002		52,177	55,879	118,024
Monticello, Drew								
Cases	144	1,350	1,735	899	556	4,684		
Fines	000	000	000	000		000	000	112,490
Morrilton, Conway								
Cases	312	955	822	1,442	650	4,181		
Fines	49,333	39,763	11,758	68,019		168,873	76,711	182,940
Mount Ida, Montgomery								
Cases	49	369	0	501	27	946		
Fines	9,870	9,070	000	4,916		23,856	8,537	32,393
Mountain Home, Baxter								
Cases	336	2,548	715	905	241	4,745		
Fines	57,344	32,311	11,207	18,636		119,498	97,213	180,330
Mountain View, Stone								
Cases	56	194	118	270	1	639		
Fines	11,340	2,784	2,227	13,715		30,066	8,698	35,063
Murfreesboro, Pike								
Cases	69	525	406	448	2	1,450		
Fines	14,900	7,306	5,261	26,541		54,008	35,905	86,561
N.L.R. (Civ/Crim), Pulaski								
Cases	0	0	0	3,600	1,974	5,574		
Fines	000	000	000	109,407		109,407	58,288	142,201
N.L.R. (Traffic), Pulaski								
Cases	1,005	8,388	2,080	0	0	11,473		
Fines	000	000	000	000		419,185	205,013	514,976
Nashville, Howard								
Cases	141	690	606	677	51	2,165		
Fines	31,525	10,958	9,620	26,222		78,325	27,612	81,240
Newport, Jackson								
Cases	211	1,372	512	700	91	2,886		
Fines	40,074	26,292	13,496	33,650		113,512	59,864	155,084
Osceola, Mississippi								
Cases	271	1,887	459	1,066	21	3,704		
Fines	42,485	32,359	13,142	50,447		138,433	117,805	238,359

ARKANSAS JUDICIAL DEPARTMENT
MUNICIPAL COURTS—CASES FILED, FINES ASSESSED, FINES COLLECTED—1979

City/County	D.W.I.	Other Moving Traffic	Other Traffic	Criminal	Civil	Total	Total Cost Assessed	Total Fines And Cost Collected
Ozark, Franklin								
Cases	190	1,372	507	893	196	3,158		
Fines	40,099	36,858	17,990	49,059		144,006	63,456	136,493
Paragould, Greene								
Cases	240	1,199	1,271	1,567	515	4,792		
Fines	69,747	14,525	15,339	57,420		157,031	79,011	162,833
Paris, Logan								
Cases	174	598	428	505	62	1,767		
Fines	10,542	7,089	3,442	15,450		36,523	23,672	71,101
Perryville, Perry								
Cases	100	104	228	315	57	804		
Fines	11,165	2,240	4,029	11,690		29,124	8,415	33,322
Piggott, Clay								
Cases	57	370	58	188	3	676		
Fines	11,307	5,569	846	8,752		26,474	10,779	39,770
Pine Bluff, Jefferson								
Cases	621	18,664	4,759	4,916	1,595	30,555		
Fines	111,926	327,922	106,548	200,755		747,151	311,498	938,491
Pocahontas, Randolph								
Cases	48	0	687	222	6	963		
Fines	5,726	000	12,604	5,858		24,188	14,432	38,620
Prairie Grove, Washington								
Cases	69	562	111	155	15	912		
Fines	16,175	9,869	2,155	6,446		34,645	10,884	43,838
Prescott, Nevada								
Cases	154	2,580	475	569	312	4,090		
Fines	25,130	26,175	6,941	22,993		81,239	43,405	118,513
Pulaski County, Pulaski								
Cases	0	140	50	1,501	854	2,545		
Fines	000	5,880	2,100	97,565		105,545	000	105,545
Rector, Clay								
Cases	28	299	56	115	0	498		
Fines	3,528	4,959	3,114	5,295		16,896	4,768	21,664
Rison, Cleveland								
Cases	38	1,316	311	35	5	1,705		
Fines	7,405	14,239	7,477	807		29,928	41,038	60,581
Rogers, Benton								
Cases	NR	NR	NR	NR	NR			
Fines	0	0	0	0	0	0		
Fines	000	000	000	000		000	000	000

ARKANSAS JUDICIAL DEPARTMENT
MUNICIPAL COURTS—CASES FILED, FINES ASSESSED, FINES COLLECTED—1979

City/County	D.W.I.	Other Moving Traffic	Other Traffic	Criminal	Civil	Total	Total Cost Assessed	Total Fines And Cost Collected
Russellville, Pope								
Cases	441	2,912	1,404	1,250	504	6,511		
Fines	000	000	000	000		150,858	56,467	207,325
Salem, Fulton	NR	NR	NR	NR	NR	NR	NR	NR
Cases	0	0	0	0	0	0		
Fines	000	000	000	000		000	000	000
Searcy, White								
Cases	236	3,645	437	1,543	243	6,104		
Fines	36,576	63,286	6,500	27,275		133,637	78,533	212,565
Sheridan, Grant								
Cases	117	1,715	457	365	5	2,659		
Fines	19,641	40,446	8,767	22,726		91,580	26,849	114,723
Sherwood, Pulaski								
Cases	318	4,036	1,682	1,833	38	7,907		
Fines	19,605	156,134	39,418	74,378		289,535	14,473	289,475
Siloam Springs, Benton								
Cases	116	1,328	379	193	6	2,022		
Fines	18,934	17,726	39,172	8,965		84,797	000	000
Springdale, Washington								
Cases	512	4,982	2,135	1,598	37	9,264		
Fines	83,867	69,043	57,299	46,607		256,816	93,232	350,047
Star City, Lincoln*								
Cases	81	2,702	607	74	90	3,554		
Fines	12,010	70,662	28,984	6,050		117,706	48,344	146,051
Stuttgart, Arkansas								
Cases	0	0	0	0	0	0		
Fines	000	000	000	000		000	000	000
Texarkana, Miller								
Cases	881	5,061	2,428	5,671	61	14,102		
Fines	103,743	45,373	55,637	193,321		398,074	240,632	725,092
Trumann, Poinsett								
Cases	127	352	417	625	79	1,600		
Fines	000	000	000	000		52,932	21,558	74,490
Ulm, Prairie								
Cases	3	290	20	0	0	313		
Fines	000	6,653	569	000		7,222	4,415	11,637
Van Buren, Crawford								
Cases	168	0	2,236	2,258	138	4,800		
Fines	30,168	000	38,841	80,687		149,696	76,422	167,310

ARKANSAS JUDICIAL DEPARTMENT
MUNICIPAL COURTS—CASES FILED, FINES ASSESSED, FINES COLLECTED—1979

City/County	D.W.I.	Other Moving Traffic	Other Traffic	Criminal	Civil	Total	Total Cost Assessed	Total Fines And Cost Collected
Waldron, Scott								
Cases	64	1,003	303	403	95	1,868		
Fines	16,268	14,669	3,706	11,604		46,247	14,978	40,795
Walnut Ridge, Lawrence								
Cases	175	1,662	401	683	76	2,997		
Fines	40,850	16,331	7,896	30,147		95,224	70,521	160,312
Warren, Bradley	NR	NR	NR	NR	NR	NR	NR	NR
Cases	0	0	0	0	0	0		
Fines	000	000	000	000		000	000	000
West Helena, Phillips								
Cases	111	861	298	954	96	2,320		
Fines	23,705	16,232	3,002	57,048		99,987	26,955	102,488
West Memphis, Crittenden								
Cases	1,333	7,263	3,333	4,605	555	17,089		
Fines	144,064	152,022	517,169	113,013		926,268	330,229	1,164,557
101- Wynne, Cross								
Cases	126	1,349	10	1,165	412	3,062		
Fines	18,284	26,452	030	53,519		98,285	45,391	117,267
Yell County, Yell								
Cases	79	1,220	438	647	133	2,517		
Fines	10,701	24,697	6,118	29,208		70,724	8,221	78,994
STATE TOTALS								
Cases	19,665	240,176	125,034	113,701	24,998	528,043		
Fines	\$ 2,341,107	\$ 3,686,737	\$ 2,063,855	\$ 3,233,750		\$ 12,229,496	\$ 5,303,707	\$ 16,040,158

NR—NO REPORT

*—6 month total only

†—Totals only submitted, case
breakdown unavailable

CITY COURTS

Mayors of towns and second class cities are vested with judicial powers of justices of the peace and, at least in second class cities, have exclusive jurisdiction of violations of city ordinances. Formerly called "Mayors' Courts," these courts were designated "City Courts" by Act 153 of 1971.

There are no special qualifications for holding City Court other than being mayor and thus, the mayor is given broad powers to allow someone else

to hold court for him, or in case of absence or incapacity, the recorder is authorized to perform the functions of magistrate.

Unlike justice of the peace courts, there is no right to a jury trial. Judges of City Courts are compensated from the general fund of the city for the trial of criminal cases, but remuneration may not be based upon convictions.

POLICE COURTS

Police Courts were first created by Act No. 1 of 1875 for cities of the first class and since 1949 have been permitted for cities of the second class at the option of the city council. These courts serve a similar function and have jurisdictions similar to that of City Court, but the Police Court Judge is elected as a judge rather than as an administrative officer and ex-officio judge.

Police Court Judges are not, however, required to

have any particular qualifications for the office. As in the case of City Courts, jury trial is prohibited in prosecutions for violations of city ordinances. Police Courts are automatically abolished by the creation of a Municipal Court. Presently, there are only three such courts existing in the state, and those are the Police Courts in Atkins, Barling and Beebe. Their reports are included in City Court statistics.

JUSTICE OF THE PEACE COURTS

The Justices of the Peace are both judicial and, through their function on the County Court, legislative officers. Their jurisdiction as judicial officers is, basically, to hear misdemeanor cases and civil cases when the amount in controversy does not exceed three hundred dollars.

Justices of the Peace have in the past been elected by popular vote on a township basis, one justice for every 200 electors but at least two for each township. Amendment 55 to the Arkansas Constitution, adopted November 5, 1974, and now in full effect, changed the number of Justices of the Peace who may serve on the Quorum Court and their manner of election. Section 2 (a) of that Amendment provides: "No county's Quorum Court shall be comprised of fewer than nine (9) Justices of the Peace, nor comprised of more than fifteen (15) Justices of the Peace. The number of Justices of the Peace that

comprise a county's Quorum Court shall be determined by law. The county's Election Commission shall, after each decennial census, divide the county into convenient and single member districts so that the Quorum Court shall be based upon the inhabitants of the county with each member representing, as nearly as practicable, an equal number thereof."

Compensation of justices for their judicial functions has been on a fee basis for the last one hundred years, but this was held unconstitutional in criminal cases where the payment of the fee depended on a conviction. Legislation has been passed authorizing the County Quorum Court to provide compensation in those cases.

Presently, there are only three such courts existing in the state and those are the Justice of The Peace Courts in Carthage, DesArc and Sparkman. Their reports are included in City Court Statistics.

City
Altheimer
Austin
Bald Knob
Bearden
Bradford
Bradley
Buckner
Calico Rock
Carlisle
Cotter
Cotton Plant
Crawfordsville
Decatur
DesArc
Diaz
Dierks
Earle
East Camden
Emmet
Enola
Farmington
Gentry
Gillett
Gosnell
Gravette
Greenbriar
Green Forest
Greenland
Grubbs
Gurdon
Holly Grove
Horseshoe Bend
Hoxie
Hughes
Humphrey
Huttig
Johnson
Judsonia
Junction City
Kensett
Leachville
Lincoln
Lockesburg
Lowell
McCrory
McRae
Madison
Magazine
Marked Tree
Marvell
Mitchellville
Mountainburg
Mulberry
Newark
Norphlet
Norristown
Palestine
Pangburn

County
Jefferson
Lonoke
White
Ouachita
White
Lafayette
Lafayette
Izard
Lonoke
Baxter
Woodruff
Crittenden
Benton
Prairie
Jackson
Howard
Crittenden
Ouachita
Nevada
Faulkner
Washington
Benton
Arkansas
Mississippi
Benton
Faulkner
Carroll
Washington
Jackson
Clark
Monroe
Izard
Lawrence
St. Francis
Arkansas
Union
Washington
White
Union
White
Mississippi
Washington
Sevier
Benton
Woodruff
White
St. Francis
Logan
Poinsett
Phillips
Desha
Crawford
Crawford
Independence
Union
Pope
St. Francis
White

CITY COURTS

Judge
Charles S. Goldberger
Lance Hanshaw
Paul Petty
Ralph Faulkner
Mike Millar
James T. Gray
Roy Kimbell
John Dan Kemp
Joseph V. Svoboda
Rex Bayless
James F. Daugherty
William Howe
Georgia Elrod
Elmer C. Clark
Richard Allen
Archie Cothren
James H. King
David Herbage
Dale Booker
Jack Roberts
Dale Evans
Georgia Elrod
Russell Rogers
Richard A. Reid
Gary Kennan
Jack Roberts
Stevan E. Vowell
Truman E. Yancey
Joe Phillip James
Russell H. McClain
Robert Serio
Dwayne Plumlee
Harry L. Ponder
Joe Burch
Charles S. Goldberger
Thomas A. Cain
Gary Carson
Mike Beebe
James E. Brantley
Donald P. Raney
Everett E. Harber
Larry Snodgrass
Harold E. Bradshaw
David R. Matthews
James F. Daugherty
Clarence P. Shoffner
Willard Whitaker
Ronald G. Killion
E. P. Blanton
Garland Ridenour
Emily Bowens
Ray Hodnett
Gary R. Cottrell
J. T. Skinner
James A. Sturdivant
Richard Peel
John D. Bridgeforth
Watson Bell

Clerk
Elsie Lybrand
Jean Boyd
Carolyn Scurlock
Mary F. Anthony
C. M. Goad
Billie E. Gray

George Washington
Vickie Elder
Pamela Wright
Margaret Miller
Marolyn Howe
Marty Dickinson
Debra K. Boyer
Jean Sullins

Sylvia Layton
Virginia Glass
Frank Prescott
Paul Tapia
Martha L. Campbell
Edith Hinds
Lillie Fuhrman
Janice Gray
Charles Kelly
Judy Ingram
Janice Roberts
Patricia Watkins
Hollis Cook
Blanche Smith
Jean Helms
Grace Colburn
Terrell Downing
Len Bartee
Mary Montgomery
Marie Ward
Ann Collier
Brenda Miller

Charles Stake
Robert Lee
Nell Hannah
Donna D. Gallaher
Helen Norwood
Sue Tiner
Lela Tidwell
Alicia M. Reese
Mary L. McConnell
Mary Lewis
Ruth Yahnke
Callie Portis

Nita Bennett

Sandra S. Smith
Marjorie Bonds
Joyce Jones
Everett Edwards

City	County	Judge	Clerk
Parkdale	Ashley	Timothy Tarvin	Linda Pardon
Parkin	Cross	James Luker	Rita Simpson
Patterson	Woodruff	James F. Daugherty	James D. Parish
Pea Ridge	Benton	Daniel F. McConnell	Sandy Easley
Redfield	Jefferson	Fred D. Davis III	Mabel Morris
Rose Bud	White	A. Watson Bell	Marie Kahland
Russell	White	John Patterson	Florene Davis
Smackover	Union	J. H. Kinder	Cassandra Phillips
Stamps	Lafayette	Irvin Wilson	Deborah Bright
Stephens	Ouachita	B. Benton Rollins	Annett Pagan
Strong	Union	Mayo Stevens	Betty Newell
Sulphur Springs	Benton	Kent Watson	Maple R. Scott
Sunset	Crittenden	Lenice Watkins	Ruth Kilgor
Swifton	Jackson	Alfred N. Moon	
Taylor	Columbia	Charles Ogle	Hartsell Cayce
Thornton	Calhoun	James W. O'Dell	
Traskwood	Saline	Ben Frank	James D. Poe
Tuckerman	Jackson	Steve Howard	
Tyronza	Poinsett	Edward J. Maxia	Patricia Kimbell
Waldo	Columbia	William A. Eckert	Dana Alford
Ward	Lonoke	Lance L. Hanshaw	Paula Caudle
West Fork	Washington	Rick Beye	
White Hall	Poinsett	W. F. Moody	Kitty McClain
Wilmot	Ashley	Timothy Tarvin	Otto Warhurst
Wilson	Mississippi	Claude E. Lynch	Sally M. Wheeler
Wilton	Little River	George S. Nixon, Jr.	

POLICE COURTS—1980

City	County	Judge	Clerk
Atkins	Pope	Dale S. Braden	Brenda Graves
Barling	Sebastian	Steve Sharum	Sheila Forgit
Beebe	White	Richard B. Berry	Lillian Culwell

JUSTICE OF THE PEACE COURTS—1980

City	County	Judge	Clerk
Carthage	Dallas	John M. Nutt	Patricia D. Hambrick
DesArc	Prairie	Elmer C. Clark	Jay Seale
Sparkman	Dallas	Jimmy Abbott	

ARKANSAS JUDICIAL DEPARTMENT
JUSTICE OF THE PEACE, CITY AND POLICE COURTS
CASES FILED, FINES ASSESSED, FINES COLLECTED—1979

City/County	D.W.I.	Other Moving Traffic	Other Traffic	Criminal	Civil	Total	Total Cost Assessed	Total Fines And Cost Collected
Alma, Crawford	NR	NR	NR	NR	NR	NR	NR	NR
Cases	0	0	0	0	0	0		
Fines	000	000	000	000		000	000	000
Altheimer, Jefferson								
Cases	4	40	0	11	0	55		
Fines	525	1,120	000	951		2,596	000	2,596
Arkansas City, Desha	NR	NR	NR	NR	NR	NR	NR	NR
Cases	0	0	0	0	0	0		
Fines	000	000	000	000		000	000	000
Ashdown, Little River	NR	NR	NR	NR	NR	NR	NR	NR
Cases	0	0	0	0	0	0		
Fines	000	000	000	000		000	000	000
Atkins, Pope								
Cases	50	46	18	185	0	299		
Fines	9,793	1,755	1,155	9,917		22,620	000	16,782
Austin, Lonoke	NR	NR	NR	NR	NR	NR	NR	NR
Cases	0	0	0	0	0	0		
Fines	000	000	000	000	000	000	000	000
Bald Knob, White								
Cases	30	223	151	166	0	570		
Fines	6,216	10,603	7,620	10,799		35,238	2,846	32,078
Barling, Sebastian								
Cases	41	872	158	100	2	1,173		
Fines	9,350	22,381	2,744	3,276		37,751	6,494	38,745
Bay, Craighead								
Cases	55	40	60	94	0	249		
Fines	10,094	750	1,059	2,803		14,706	6,254	18,413
Bearden, Ouachita	NR	NR	NR	NR	NR	NR	NR	NR
Cases	0	0	0	0	0	0		
Fines	000	000	000	000		000	000	000
Beebe, White								
Cases	35	284	103	200	0	622		
Fines	7,961	11,390	2,177	10,690		32,218	4,448	24,735
Bradford, White								
Cases	32	109	20	107	0	268		
Fines	7,549	5,232	840	5,408		19,029	1,696	20,724
Bradley, Lafayette								
Cases	69	78	42	127	0	316		
Fines	11,869	2,248	1,073	7,630	0	22,820	7,970	30,789

ARKANSAS JUDICIAL DEPARTMENT
JUSTICE OF THE PEACE, CITY AND POLICE COURTS
CASES FILED, FINES ASSESSED, FINES COLLECTED—1979

City/County	D.W.I.	Other Moving Traffic	Other Traffic	Criminal	Civil	Total	Total Cost Assessed	Total Fines And Cost Collected
Buckner, Lafayette								
Cases	4	15	8	2	0	29		
Fines	641	731	347	128		1,847	000	1,847
Calico Rock, Izard	NR	NR	NR	NR	NR	NR	NR	NR
Cases	0	0	0	0	0	0		
Fines	000	000	000	000		000	000	000
Cammack Village, Pulaski*								
Cases	2	7	4	0	0	13		
Fines	500	1,234	055	000		1,789	066	1,855
Carlisle, Lonoke								
Cases	22	1,007	109	82	0	1,220		
Fines	4,303	18,177	8,944	8,262		39,686	23,783	63,469
Carthage, Dallas*								
Cases	0	0	0	0	0	0		
Fines	000	000	000	000		000	000	000
Cotter, Baxter								
Cases	6	67	13	20	0	106		
Fines	1,050	1,640	309	520		3,519	1,202	3,963
Cotton Plant, Woodruff	NR	NR	NR	NR	NR	NR		
Cases	0	0	0	0	0	0		
Fines	000	000	000	000		000	000	000
Crawfordsville, Crittenden								
Cases	7	9	7	29	0	52		
Fines	1,485	130	185	545		2,345	042	1,632
Decatur, Benton	NR	NR	NR	NR	NR	NR	NR	NR
Cases	0	0	0	0	0	0		
Fines	000	000	000	000		000	000	000
Delight, Pike	NR	NR	NR	NR	NR	NR	NR	NR
Cases	0	0	0	0	0	0		
Fines	000	000	000	000		000	000	000
Des Arc, Prairie								
Cases	68	150	46	157	5	426		
Fines	13,187	3,899	1,322	8,075		26,483	9,548	32,172
Diaz, Jackson	NR	NR	NR	NR	NR	NR	NR	NR
Cases	0	0	0	0	0	0		
Fines	000	000	000	000		000	000	000
Dierks, Howard								
Cases	7	60	13	0	0	80		
Fines	2,014	1,282	355	000		3,651	1,040	5,795

ARKANSAS JUDICIAL DEPARTMENT
JUSTICE OF THE PEACE, CITY AND POLICE COURTS
CASES FILED, FINES ASSESSED, FINES COLLECTED—1979

City/County	D.W.I.	Other Moving Traffic	Other Traffic	Criminal	Civil	Total	Total Cost Assessed	Total Fines And Cost Collected
Dumas, Desha*								
Cases	0	0	0	0	0	0		
Fines	000	000	075	1,036		1,111	008	1,119
Earle, Crittenden								
Cases	18	0	121	48	0	187		
Fines	7,545	000	4,973	5,513		18,031	000	13,833
East Camden, Ouachita								
Cases	2	24	8	2	4	40		
Fines	580	618	213	164		1,575	305	1,880
Emmet, Nevada								
Cases	1	10	6	14	0	31		
Fines	198	150	085	365		798	280	592
Enola, Faulkner								
Cases	0	43	65	0	0	108		
Fines	000	945	2,006	000		2,951	668	3,618
107 Farmington, Washington	NR	NR	NR	NR	NR	NR	NR	NR
Cases	0	0	0	0	0	0		
Fines	000	000	000	000		000	000	000
Friendship, Hot Spring	NR	NR	NR	NR	NR	NR	NR	NR
Cases	0	0	0	0	0	0		
Fines	000	000	000	000		000	000	000
Gentry, Benton								
Cases	9	145	68	84	0	306		
Fines	1,245	3,516	1,000	1,322		7,083	3,116	9,976
Gillett, Arkansas*								
Cases	17	117	18	36	10	198		
Fines	3,158	5,468	578	2,484		11,688	1,480	12,925
Glenwood, Pike*								
Cases	32	27	41	50	0	150		
Fines	9,912	988	1,292	4,411		16,603	1,242	12,360
Gosnell, Mississippi								
Cases	6	274	57	29	2	368		
Fines	1,190	7,687	1,127	472		10,476	653	7,263
Gould, Lincoln*								
Cases	14	405	33	55	0	507		
Fines	1,978	10,201	1,697	3,375		17,251	7,605	24,856
Grady, Lincoln*								
Cases	9	174	57	2	0	242		
Fines	1,400	4,344	2,484	350	0	8,578	3,596	12,141

ARKANSAS JUDICIAL DEPARTMENT
JUSTICE OF THE PEACE, CITY AND POLICE COURTS
CASES FILED, FINES ASSESSED, FINES COLLECTED—1979

City/County	D.W.I.	Other Moving Traffic	Other Traffic	Criminal	Civil	Total	Total Cost Assessed	Total Fines And Cost Collected
Gravette, Benton	NR	NR	NR	NR	NR	NR	NR	NR
Cases	0	0	0	0	0	0		
Fines	000	000	000	000		000	000	000
Green Forest, Carroll*								
Cases	1	118	38	29	0	186		
Fines	000	1,332	371	840		2,543	1,472	4,015
Greenbriar, Faulkner	NR	NR	NR	NR	NR	NR	NR	NR
Cases	0	0	0	0	0	0		
Fines	000	000	000	000		000	000	000
Greenland, Washington								
Cases	30	781	19	20	0	850		
Fines	5,334	15,569	405	465		21,773	10,135	27,921
Grubbs, Jackson	NR	NR	NR	NR	NR	NR	NR	NR
Cases	0	0	0	0	0	0		
Fines	000	000	000	000		000	000	000
Gurdon, Clark								
Cases	70	517	322	0	0	909		
Fines	16,325	18,316	24,680	000		59,321	5,780	58,013
Higginson, White	NR	NR	NR	NR	NR	NR	NR	NR
Cases	0	0	0	0	0	0		
Fines	000	000	000	000		000	000	000
Holly Grove, Monroe	NR	NR	NR	NR	NR	NR	NR	NR
Cases	0	0	0	0	0	0		
Fines	000	000	000	000		000	000	000
Horatio, Sevier								
Cases	26	82	105	0	0	213		
Fines	3,538	4,946	5,694	000		14,178	745	14,923
Horseshoe Bend, Izard*								
Cases	0	0	0	0	0	0		
Fines	000	000	000	000		000	000	000
Hoxie, Lawrence*								
Cases	65	412	46	115	0	638		
Fines	10,485	8,402	1,647	6,351		26,885	10,563	35,121
Hughes, St. Francis								
Cases	50	157	125	273	0	605		
Fines	7,544	4,265	3,677	22,416		37,902	6,428	44,328
Humphrey, Arkansas*								
Cases	7	93	34	2	0	136		
Fines	628	1,425	374	144		2,571	1,412	3,983

**ARKANSAS JUDICIAL DEPARTMENT
JUSTICE OF THE PEACE, CITY AND POLICE COURTS
CASES FILED, FINES ASSESSED, FINES COLLECTED—1979**

City/County	D.W.I.	Other Moving Traffic	Other Traffic	Criminal	Civil	Total	Total Cost Assessed	Total Fines And Cost Collected
Huttig, Union								
Cases	0	8	3	6	0	17		
Fines	000	270	060	265		595	180	755
Jacksonport, Jackson	NR	NR	NR	NR	NR	NR	NR	NR
Cases	0	0	0	0	0	0		
Fines	000	000	000	000		000	000	000
Johnson, Washington								
Cases	40	157	121	19	23	360		
Fines	3,326	2,508	2,161	150		8,145	2,994	10,101
Judsonia, White								
Cases	22	148	78	17	0	265		
Fines	5,316	4,801	1,636	390		12,143	1,265	10,013
Junction City, Union								
Cases	2	110	1	17	0	130		
Fines	293	2,539	025	661		3,518	1,000	4,486
Kensett, White								
Cases	52	128	99	167	0	446		
Fines	000	000	000	000		33,623	2,901	20,291
Leachville, Mississippi								
Cases	12	23	37	62	0	134		
Fines	1,800	1,090	1,010	2,682		6,582	1,572	8,154
Lincoln, Washington								
Cases	32	278	56	150	0	516		
Fines	6,415	4,286	1,060	11,326		23,087	4,823	27,658
Lockesburg, Sevier								
Cases	13	14	30	16	0	73		
Fines	2,723	250	875	1,075		4,923	730	5,293
Lowell, Benton*								
Cases	7	342	15	51	0	415		
Fines	1,307	7,070	105	1,535		10,017	3,805	15,242
Madison, St. Francis*								
Cases	20	28	7	2	0	57		
Fines	3,060	525	167	120		3,872	688	4,858
Magazine, Logan	NR	NR	NR	NR	NR	NR	NR	NR
Cases	0	0	0	0	0	0		
Fines	000	000	000	000		000	000	000
Manila, Mississippi	NR	NR	NR	NR	NR	NR	NR	NR
Cases	0	0	0	0	0	0		
Fines	000	000	000	000		000	000	000

ARKANSAS JUDICIAL DEPARTMENT
JUSTICE OF THE PEACE, CITY AND POLICE COURTS
CASES FILED, FINES ASSESSED, FINES COLLECTED—1979

City/County	D.W.I.	Other Moving Traffic	Other Traffic	Criminal	Civil	Total	Total Cost Assessed	Total Fines And Cost Collected
Marion, Crittenden								
Cases	69	147	74	0	0	290		
Fines	16,935	7,656	3,168	000		27,759	1,303	29,061
Marked Tree, Poinsett	NR	NR	NR	NR	NR	NR	NR	NR
Cases	0	0	0	0	0	0		
Fines	000	000	000	000		000	000	000
Marshall, Searcy*								
Cases	4	144	13	90	4	255		
Fines	379	2,774	222	2,175		5,550	000	7,125
Marvell, Phillips								
Cases	40	165	187	0	0	392		
Fines	8,120	4,268	5,108	000		17,496	4,647	24,369
Mayflower, Faulkner								
Cases	15	346	40	30	0	421		
Fines	3,450	10,520	1,190	917		16,077	1,997	11,915
McCrory, Woodruff	NR	NR	NR	NR	NR	NR	NR	NR
Cases	0	0	0	0	0	0		
Fines	000	000	000	000		000	000	000
McRae, White								
Cases	4	97	48	34	9	192		
Fines	784	3,483	1,455	2,209		7,931	780	10,668
Mineral Springs, Howard								
Cases	32	0	25	43	0	100		
Fines	9,234	000	1,116	3,176		13,526	1,122	10,421
Mitchellville, Desha	NR	NR	NR	NR	NR	NR	NR	NR
Cases	0	0	0	0	0	0		
Fines	000	000	000	000		000	000	000
Mountainburg, Crawford	NR	NR	NR	NR	NR	NR	NR	NR
Cases	0	0	0	0	0	0		
Fines	000	000	000	000		000	000	000
Mulberry, Crawford								
Cases	10	159	23	24	0	216		
Fines	2,055	1,838	218	685		4,796	2,065	6,860
Newark, Independence	NR	NR	NR	NR	NR	NR	NR	NR
Cases	0	0	0	0	0	0		
Fines	000	000	000	000		000	000	000
Norphlet, Union								
Cases	0	24	18	8	0	50		
Fines	000	298	248	179		725	090	396

110

ARKANSAS JUDICIAL DEPARTMENT
JUSTICE OF THE PEACE, CITY AND POLICE COURTS
CASES FILED, FINES ASSESSED, FINES COLLECTED—1979

City/County	D.W.I.	Other Moving Traffic	Other Traffic	Criminal	Civil	Total	Total Cost Assessed	Total Fines And Cost Collected
Norristown, Pope	NR	NR	NR	NR	NR	NR	NR	NR
Cases	0	0	0	0	0	0	0	0
Fines	000	000	000	000	0	000	000	000
Palestine, St. Francis								
Cases	6	60	3	6	0	75		
Fines	1,795	1,585	130	390		3,900	1,450	5,350
Pangburn, White								
Cases	3	62	0	65	0	130		
Fines	450	1,532	000	1,982		3,964	084	2,066
Parkdale, Ashley								
Cases	2	13	480	0	10	505		
Fines	472	309	13,346	000		14,127	2,052	14,576
Parkin, Cross								
Cases	52	176	53	140	0	421		
Fines	8,454	4,742	1,026	9,056		23,278	3,238	25,507
Patterson, Woodruff								
Cases	7	18	17	7	0	49		
Fines	975	446	571	516		2,508	809	3,244
Pea Ridge, Benton								
Cases	34	205	106	96	0	441		
Fines	2,326	3,235	1,675	2,834		10,070	3,919	13,571
Redfield, Jefferson								
Cases	8	203	26	102	0	339		
Fines	234	2,601	441	3,250		6,526	1,920	8,446
Rosebud, White								
Cases	1	27	5	0	0	33		
Fines	250	169	808	000		1,227	035	1,262
Russell, White								
Cases	NR	NR	NR	NR	NR	NR	NR	NR
Fines	0	0	0	0	0	0		
Smackover, Union								
Cases	000	000	000	000		000	000	000
Fines	25	241	141	123	0	530		
Sparkman, Dallas								
Cases	6,378	3,280	4,768	10,412		24,838	000	24,837
Fines	10	10	16	0	9	45		
St. Charles, Arkansas								
Cases	1,601	568	252	000		2,421	375	2,796
Fines	0	1	2	0	0	3		
	000	005	015	000		020	010	030

ARKANSAS JUDICIAL DEPARTMENT
JUSTICE OF THE PEACE, CITY AND POLICE COURTS
CASES FILED, FINES ASSESSED, FINES COLLECTED—1979

City/County	D.W.I.	Other Moving Traffic	Other Traffic	Criminal	Civil	Total	Total Cost Assessed	Total Fines And Cost Collected
Stamps, Lafayette								
Cases	21	91	4	51	0	167		
Fines	3,640	4,646	200	8,981		17,467	1,691	18,880
Stephens, Ouachita								
Cases	11	135	28	3	0	177		
Fines	2,171	3,041	891	320		6,423	2,563	8,986
Strong, Union*								
Cases	7	11	10	9	0	37		
Fines	1,311	420	263	435		2,429	000	2,002
Sulphur Springs, Benton*								
Cases	0	3	2	0	0	5		
Fines	000	066	040	000		106	060	166
Summitt, Marion*								
Cases	4	32	6	0	7	49		
Fines	380	617	000	000		997	294	2,287
Sunset, Crittenden*								
Cases	0	7	0	0	0	7		
Fines	000	101	000	000		101	025	126
Swifton, Jackson								
Cases	NR	NR	NR	NR	NR	NR	NR	NR
Fines	0	0	0	0	0	0		
Taylor, Columbia								
Cases	5	15	22	0	0	42		
Fines	1,217	567	961	000		2,745	000	2,745
Thornton, Calhoun								
Cases	NR	NR	NR	NR	NR	NR	NR	NR
Fines	0	0	0	0	0	0		
Traskwood, Saline*								
Cases	0	5	0	0	0	5		
Fines	000	615	000	000		615	014	445
Tuckerman, Jackson								
Cases	NR	NR	NR	NR	NR	NR	NR	NR
Fines	0	0	0	0	0	0		
Tyronza, Poinsett*								
Cases	000	000	000	000		000	000	000
Waldo, Columbia								
Cases	13	0	302	22	0	337		
Fines	1,920	000	10,761	000		12,681	4,050	14,116
Waldo, Columbia								
Cases	17	16	9	4	0	46		
Fines	2,550	275	090	140		3,055	1,973	4,774

ARKANSAS JUDICIAL DEPARTMENT
JUSTICE OF THE PEACE, CITY AND POLICE COURTS
CASES FILED, FINES ASSESSED, FINES COLLECTED—1979

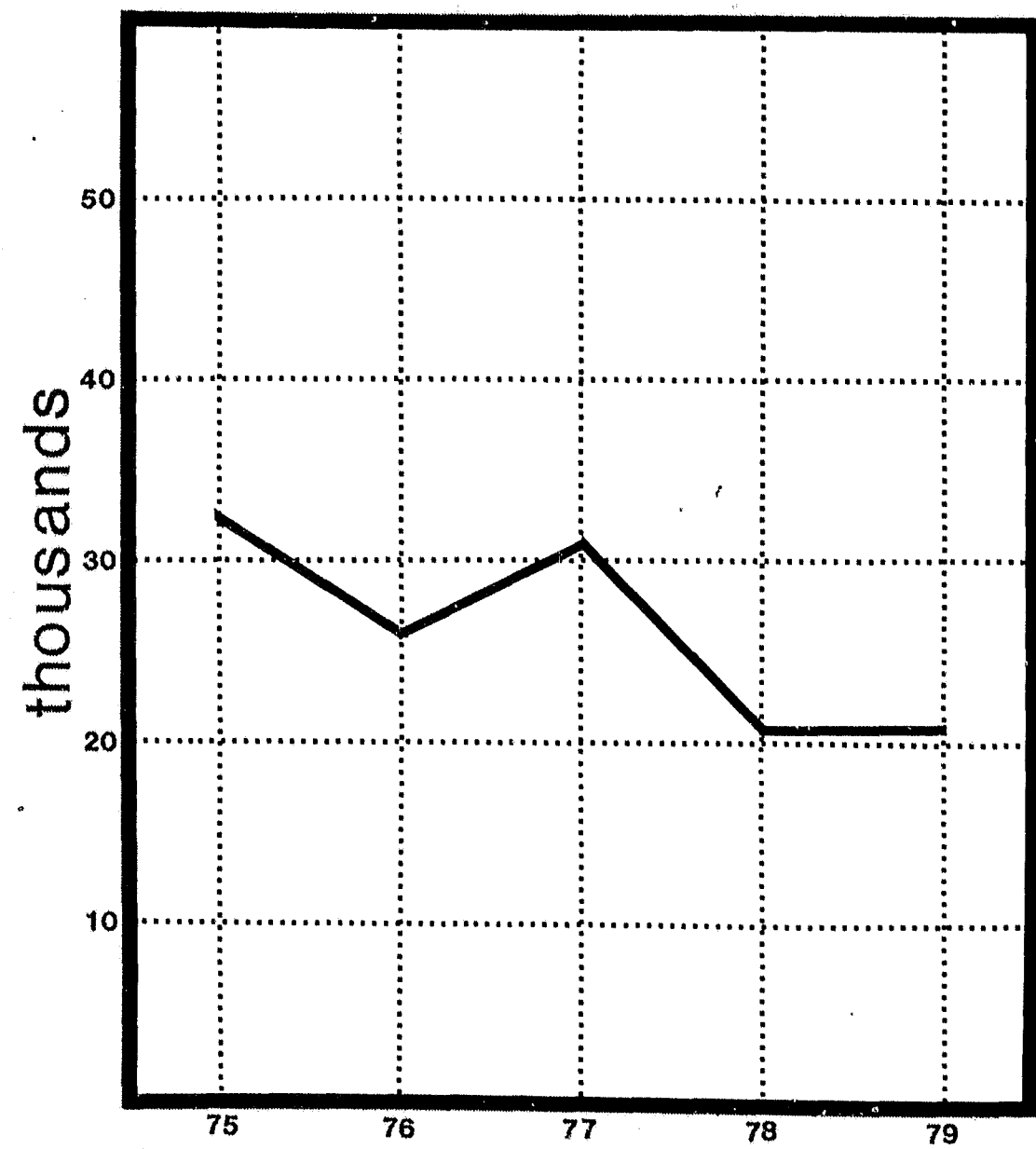
City/County	D.W.I.	Other Moving Traffic	Other Traffic	Criminal	Civil	Total	Total Cost Assessed	Total Fines And Cost Collected
Ward, Lonoke								
Cases	8	198	21	23	0	250		
Fines	1,365	6,171	687	1,303		9,526	1,464	10,989
West Fork, Washington								
Cases	59	159	46	6	2	272		
Fines	10,161	4,088	1,516	250		16,015	5,007	16,832
White River Township, Prairie								
Cases	23	154	33	50	20	280		
Fines	4,425	3,562	749	3,302		12,038	5,907	15,461
Whitehall, Poinsett	NR	NR	NR	NR	NR	NR	NR	NR
Cases	0	0	0	0	0	0		
Fines	000	000	000	000		000	000	000
Wilmot, Ashley								
Cases	20	203	312	47	30	612		
Fines	3,328	4,895	10,143	1,803		20,169	7,300	22,193
Wilson, Mississippi*								
Cases	1	0	1	0	0	2		
Fines	000	000	000	000		077	016	091
Wilton, Little River								
Cases	20	417	57	0	0	494		
Fines	3,968	14,740	5,363	000		24,071	2,200	21,638
STATE TOTALS								
Cases	1,520	11,166	4,492	3,519	137	20,834		
Fines	\$ 282,165	\$ 287,196	\$ 155,083	\$ 191,231		\$ 949,375	199,295	1,035,544

FOR END OF TABLE:

NR—No Report

*—6 Month Total Only

CITY, POLICE & J.P. COURTS 1975-1979



—cases filed

END