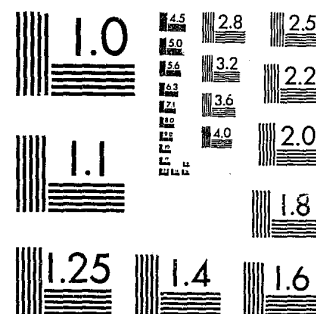


National Criminal Justice Reference Service

ncjrs

This microfiche was produced from documents received for inclusion in the NCJRS data base. Since NCJRS cannot exercise control over the physical condition of the documents submitted, the individual frame quality will vary. The resolution chart on this frame may be used to evaluate the document quality.



MICROCOPY RESOLUTION TEST CHART
NATIONAL BUREAU OF STANDARDS-1963-A

Microfilming procedures used to create this fiche comply with the standards set forth in 41CFR 101-11.504.

Points of view or opinions stated in this document are those of the author(s) and do not represent the official position or policies of the U. S. Department of Justice.

National Institute of Justice
United States Department of Justice
Washington, D. C. 20531

3-29-82

State of Maine

ADMINISTRATIVE OFFICE OF THE COURTS



80866

ANNUAL REPORT
1978

State of Maine
ADMINISTRATIVE OFFICE OF THE COURTS


P.O. Box 4820 DTS
66 Pearl Street
Portland, Maine 04112
207-775-1500

Elizabeth D. Belshaw
State Court Administrator

March 5, 1979

Chief Justice Vincent L. McKusick
Governor Joseph E. Brennan
Members of the 109th Legislature

Pursuant to 4 M.R.S.A. § 17, subsection 10, transmitted
herewith is the third annual report of the Administrative Office
of the Courts. This report is for the calendar year 1978.


Elizabeth D. Belshaw
State Court Administrator

EB:kg

U.S. Department of Justice
National Institute of Justice

This document has been reproduced exactly as received from the
person or organization originating it. Points of view or opinions stated
in this document are those of the authors and do not necessarily
represent the official position or policies of the National Institute of
Justice.

Permission to reproduce this copyrighted material has been
granted by
Judicial Department, State of
Maine

to the National Criminal Justice Reference Service (NCJRS).

Further reproduction outside of the NCJRS system requires permis-
sion of the copyright owner.

NCJ 126

SEP 4 1981

ACQUISITIONS

TABLE OF CONTENTS

	PAGE NO.
Maine Judicial Department Chart	1
Capsule History of the Maine Judicial Department.	2
Supreme Judicial Court and Law Court.	2
Superior Court.	3
District Court.	4
Administrative Court.	4
Administrative Office of the Courts	5
Administrative Office of the Courts' Relocation	5
Fiscal.	5-10
Facilities Study.	10,11
County Law Library Study.	11
Personnel System.	12,13
Trial Court Administration Team	13
Forms Committees.	13,14
Administrative Court Reorganization	14,15
Judicial Department Committees.	15,16
Advisory Committee on Court Management and Policy	16,17
Judicial Conference of Maine.	17
Criminal Justice Sentencing Institute	18
Judicial Education.	18,19
Non-Judicial Training	19,20
Superior Court Statistical Reporting System	20,21
District Court Statistical Reporting System	21
Legislature	21,22
Maintain Liaison.	22

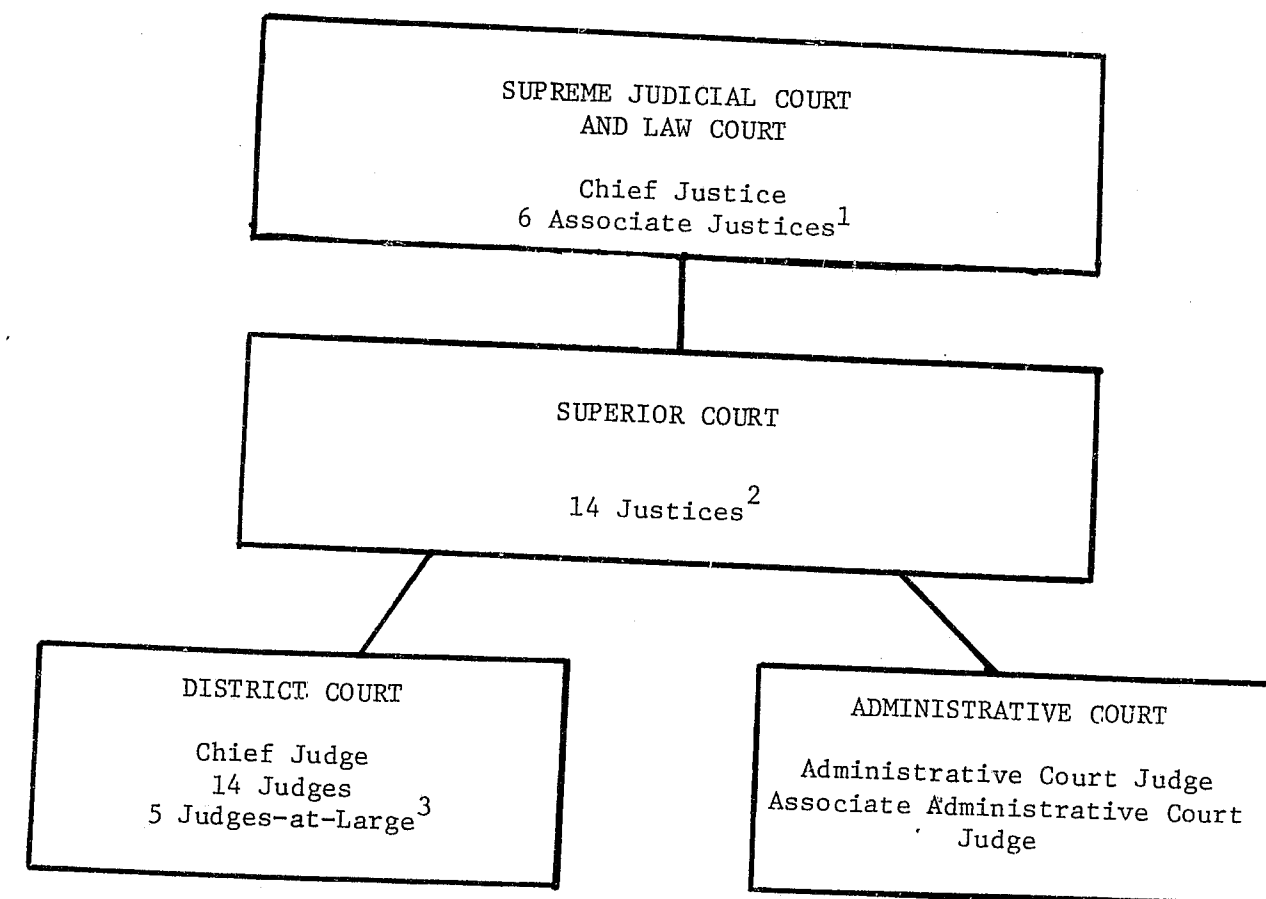
PAGE NO.

Investigate Complaints. 22

Appendices

I. Law Court Statistics	23-27
II. Superior Court Statistics.	28-129
III. District Court Statistics.	130-179
IV. Administrative Court Statistics.	180

MAINE JUDICIAL DEPARTMENT



¹One Active Retired Justice.
²One Active Retired Justice.
³Five Active Retired Judges.

A CAPSULE HISTORY OF THE MAINE JUDICIAL DEPARTMENT

Until the signing of the Articles of Agreement for Separation in 1820, Maine was a part of Massachusetts and, therefore, Maine's court system was a part of the Massachusetts court system.

In 1820, Article VI, Section 1, of the new Maine Constitution created by the Legislature established the judicial branch of government stating: "The judicial power of the State shall be vested in a Supreme Judicial Court, and such other courts as the Legislature shall from time to time establish". From the start of statehood, the Supreme Judicial Court was both a trial court and an appellate court or "Law Court". The new State of Maine also adopted the same lower court structure as existed in Massachusetts, and the court system remained unchanged until 1852.

The Court Reorganization Act of 1852 increased the jurisdiction of the Supreme Judicial Court to encompass virtually every type of case, increased the number of justices to seven and authorized the justices to travel in circuits.

The next major change in the system came in 1929, when the Legislature created the statewide Superior Court to relieve the overburdened Supreme Judicial Court.

Meanwhile, the lower courts continued to operate much as they always had until 1961 when the municipal courts and the trial justices system was abolished and the new District Court created.

On July 1, 1978, the Administrative Court was added to the Judicial Department.

The Probate Courts were created in 1820 as county-based courts and have remained so to date.

SUPREME JUDICIAL COURT AND LAW COURT

The Supreme Judicial Court is the highest court in Maine, and as the Law Court is the court of final appeal. The Law Court hears appeals of civil and criminal cases from the Superior Court, appeals of decisions of certain administrative agencies, interlocutory criminal appeals, and appeals of decisions of a single justice of the Supreme Judicial Court. A justice of the Supreme Judicial Court has jurisdiction to sit in the Superior Court to hear non-jury civil actions, except divorce or annulment of marriage. In addition, a single justice

handles post conviction habeas corpus and both admission to the bar and bar disciplinary proceedings.

The justices of the Supreme Judicial Court make decisions regarding legislative apportionment and render advisory opinions concerning important questions of law and on solemn occasions when requested by the Governor, Senate or House of Representatives. Three members of the Supreme Judicial Court serve as the Appellate Division for the review of sentences.

The Supreme Judicial Court has seven members; the Chief Justice and six Associate Justices. The justices must be lawyers and are appointed by the Governor for seven year terms, with the consent of the Legislature. The Court determines the number, time and places of its terms depending on the volume of cases. Usually, the Court sits in Portland.

By statute, the Chief Justice is head of the Judicial Department, and the Supreme Judicial Court has general administrative and supervisory authority over the Judicial Department.

Upon retirement, a Supreme Judicial Court justice may be appointed an Active Retired Justice by the Governor, for a seven year term, with the consent of the Legislature. On assignment by the Chief Justice, an Active Retired Justice has the same authority as an active justice.

SUPERIOR COURT

The Superior Court was created by the Legislature in 1929 as Maine's trial court of general jurisdiction. This means the court has original jurisdiction over all matters (either exclusively or concurrently with other courts) which are not within the jurisdiction of the Supreme Judicial Court sitting as the Law Court or within the exclusive jurisdiction of the District Court. This is the only court in which civil and criminal jury trials are held. The Superior Court is the Supreme Court of Probate and, therefore, is the first appeal court for probate cases. In addition, justices of this court hear appeals from District Court in some criminal, juvenile and divorce cases, and appeals from the Administrative Court.

There are 14 justices of the Superior Court who hold sessions of the Court in each of the 16 counties. The justices must be lawyers and are appointed by the Governor for seven year terms, with the consent of the Legislature. For administrative purposes, the State is divided into three regions, and the Chief Justice appoints a Regional Presiding Justice for each region.

Upon retirement, a Superior Court justice may be appointed an Active Retired Justice by the Governor for a seven year term, with the consent of the Legislature. On assignment by the Chief Justice, an Active Retired Justice has the same authority as an active justice.

DISTRICT COURT

The District Court was created by the Legislature in 1961 as Maine's court of limited jurisdiction. The court has original jurisdiction in non-felony criminal cases and ordinance violations, can accept guilty pleas in felony cases and conducts probable cause hearings in felony cases. The court has concurrent jurisdiction with the Superior Court in divorce cases and civil cases involving less than \$20,000. The District Court is the small claims court (for cases involving less than \$800) and the juvenile court. In addition, the court hears mental health, forceable entry and detainer, quiet title and foreclosure cases.

There are 20 judges of the District Court; the Chief Judge who is appointed by the Chief Justice of the Supreme Judicial Court, five judges-at-large who serve throughout the state, and 14 judges who sit within the 13 districts of the court. The judges must be lawyers and are appointed by the Governor, for seven year terms, with the consent of the Legislature.

Upon retirement, a District Court judge may be appointed an Active Retired Judge by the Governor for a seven year term, with the consent of the Legislature. On assignment by the Chief Judge, an Active Retired Judge has the same authority as an active judge.

ADMINISTRATIVE COURT

The Administrative Court was created by the Legislature in 1973 and is a statewide court. Prior to July 1, 1978, the Court had jurisdiction over suspension and revocation of licenses by a specific list of executive agencies.

Effective July 1, 1978, the Legislature substantially expanded the jurisdiction of the Administrative Court. Now, other than in emergency situations, the Administrative Court has "...exclusive jurisdiction upon complaint of an agency or, if the licensing agency fails or refuses to act within a reasonable time, upon complaint of the Attorney General, to revoke or suspend licenses issued by the agency, and shall have original jurisdiction upon complaint of a licensing agency to determine whether renewal or reissuance of a license of that agency may be refused...".

There are two judges of the Administrative Court; the Administrative Court Judge and the Associate Administrative Court Judge. The judges must be lawyers and are appointed by the Governor for seven year terms, with the consent of the Legislature.

ADMINISTRATIVE OFFICE OF THE COURTS

The Administrative Office of the Courts was created in 1975.

The office is directed by the State Court Administrator who is appointed by and serves at the pleasure of the Chief Justice. Staff for the Administrative Office is appointed by the State Court Administrator, with the approval of the Chief Justice, and includes the following permanent positions:

- State Court Administrator
- Regional Court Administrators (4)
- Fiscal Director
- Accountant
- Accounting Clerk (2)
- Secretary

By statute, the office was created to serve the entire Judicial Department in the areas of caseflow management, statistics, facilities, personnel, training, liaison, systems management, fiscal management, budget, complaints, Judicial Conference and general support staff. These duties are enumerated in 4 M.R.S.A. § 17 and are performed under the supervision of the Chief Justice.

ADMINISTRATIVE OFFICE OF THE COURTS' RELOCATION

In October, the Administrative Office of the Courts moved into its present location on the third floor at 66 Pearl Street in Portland, after suffering through 10 months of having a building renovated around us.

The mailing address is P. O. Box 4820 Downtown Station (or DTS), Portland, Maine 04112, and the telephone number is (207) 775-1500.

FISCAL

All expenditure and revenue data are reported for the State fiscal year ended June 30, 1978. The Judicial Department operates from State funds appropriated by the Legislature.

Expenditures

Judicial Department expenditures for FY 1978 totaled \$7,536,596. Listed below is a breakdown of expenditures for FY 1977 and FY 1978 and the percent change.

	<u>FY 1977</u>	<u>FY 1978</u>	<u>Percent Change</u>
Supreme Judicial Court	\$ 592,990	\$ 801,153	35.1
Superior Court	2,943,155	3,268,550	11.1
District Court	2,655,453	3,203,608	20.6
Administrative Office	235,751	233,915	(-) .8
Special Projects	89,425	29,370	(-) 67.2
Total	\$6,516,774	\$7,536,596	15.6

In this report, special grant projects is shown as a separate expenditure category. In the 1977 report, special projects were included in the expenditures of the court with which they were most closely associated. For example, Juvenile Court Intake Project expenditures were included in the District Court; those of the court system personnel study were included in the Supreme Judicial Court.

We have continued to reflect in the Supreme Judicial Court totals expenditures of the Judicial Council, in the Administrative Office of the Courts totals expenditures of the Sentencing Institute, and in the Superior Court totals statutory payments to County Law Libraries.

New special projects have been started since July 1978, but the expenditures for these will not be reflected until the 1979 annual report.

Of the \$233,915 in expenditures shown for the Administrative Office of the Courts, an appreciable amount (\$18,017) are for department-wide costs such as the Sentencing Institute, personnel appeal board expenses, forms revision and printing.

Following are three charts. The first shows the proportion of total FY 1978 Judicial Department expenditures for each department division, and the second shows the proportion of total FY 1978 State operating expenditures for each of the three branches of government. The third shows total Judicial Department FY 1978 expenditures by source of funding.

CHART 1

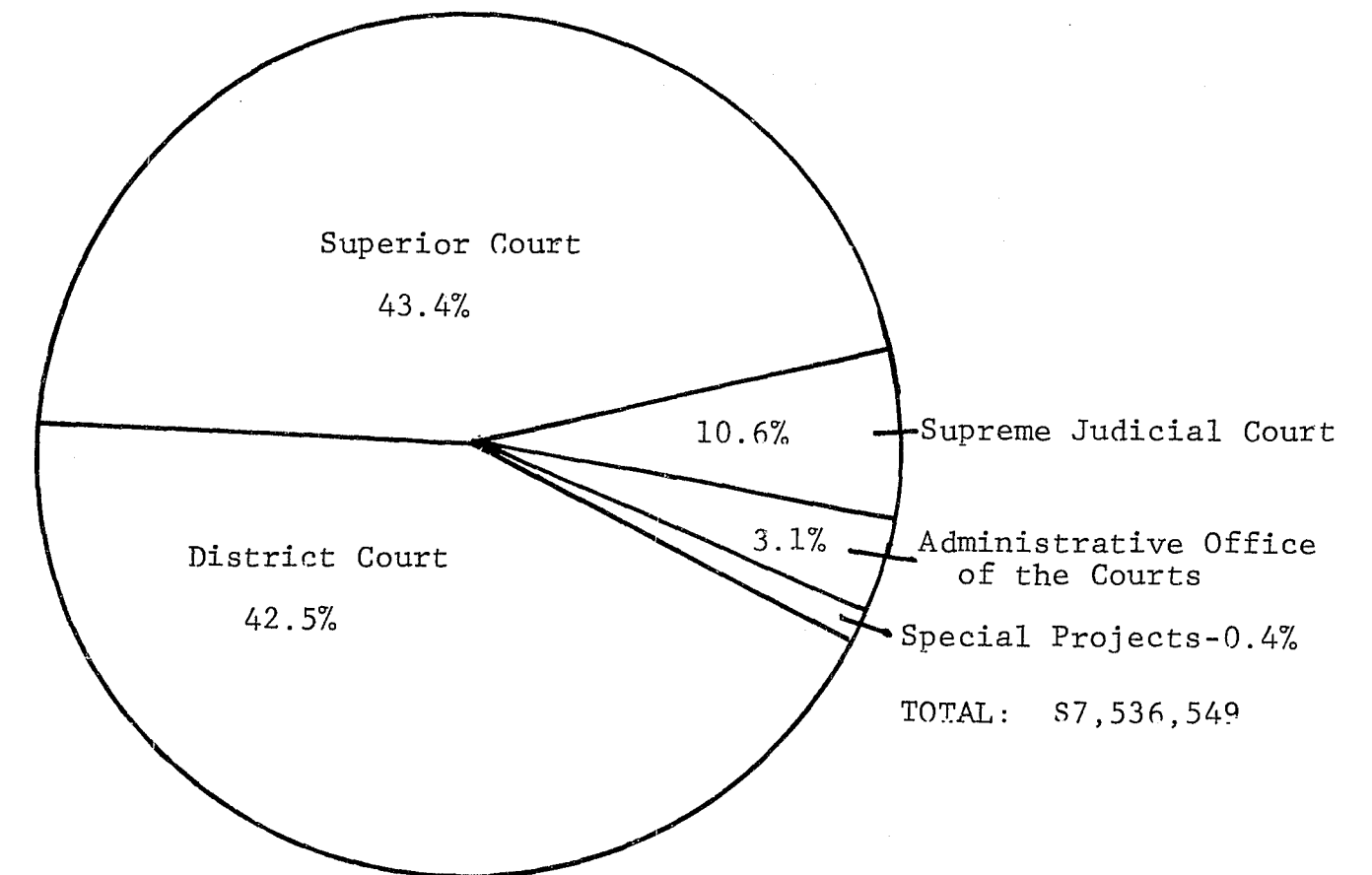


CHART 2

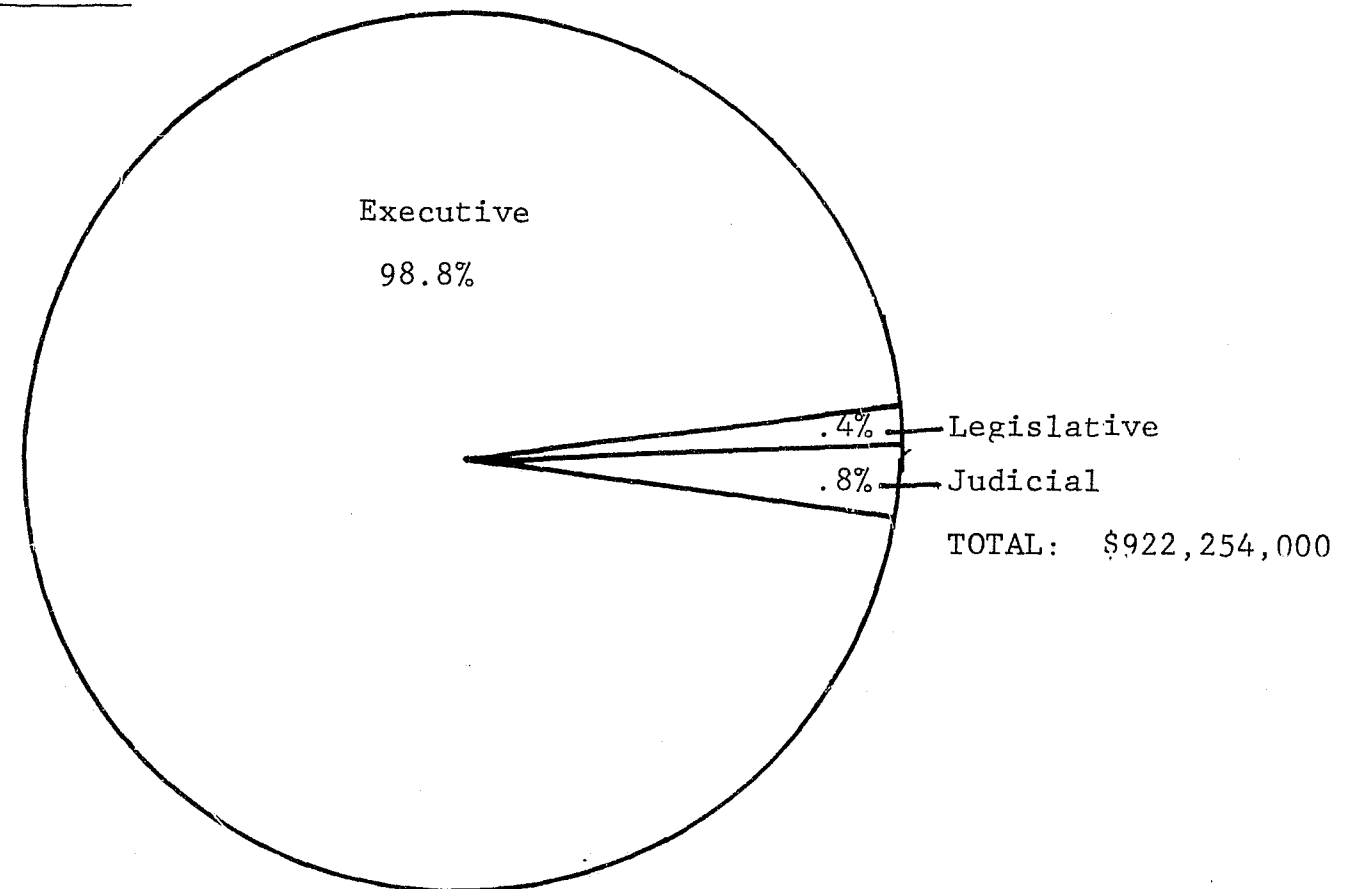
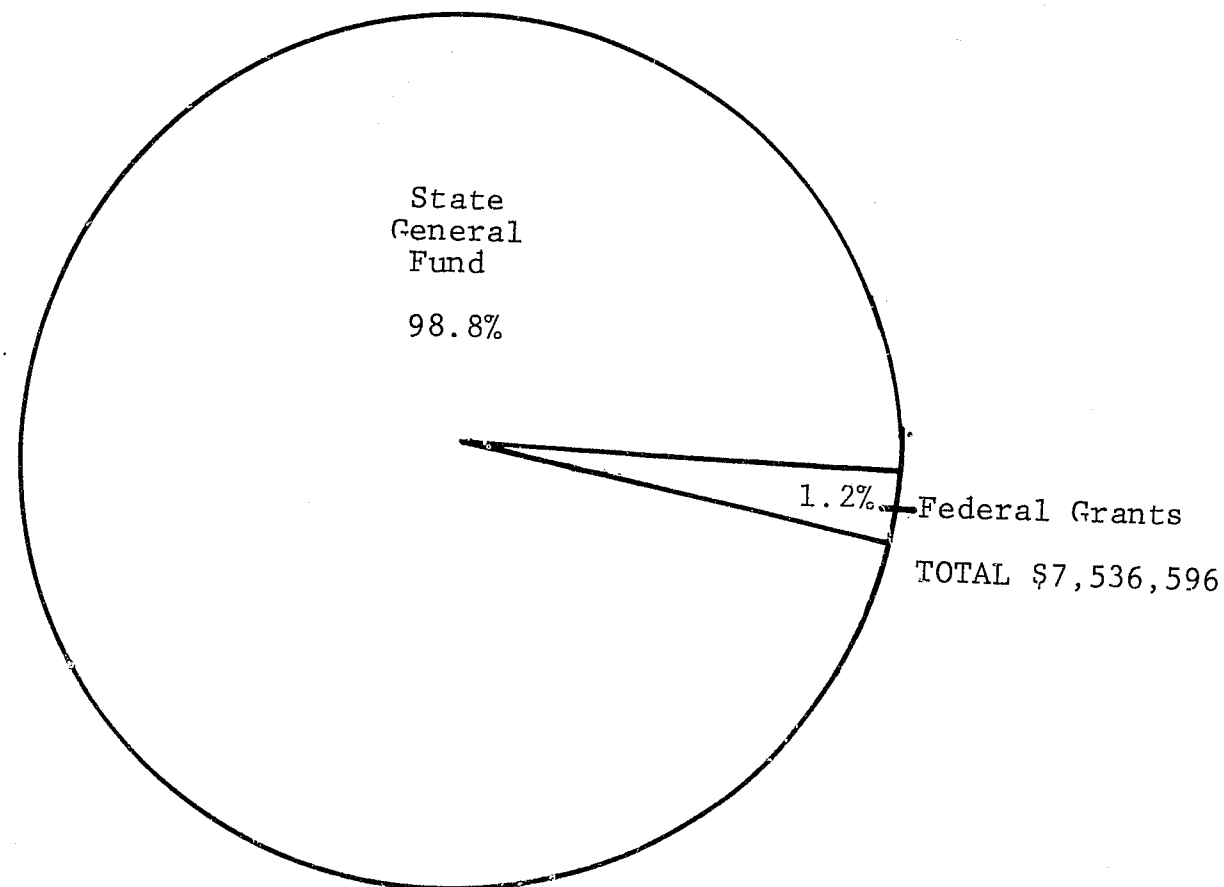


CHART 3



Revenue

Judicial Department revenue for FY 1978 totaled \$5,838,627. Listed below is a source breakdown of that revenue for FY 1977 and FY 1978 and the percent change.

	FY 1977	FY 1978	Percent Change
Superior Court Fines	\$ 370,572	\$ 440,393	18.8
District Court Fees, Fines and Miscellaneous	4,768,696	5,331,311	11.6
Special Project Grants	278,506	62,448 (-)	77.6
Total	\$5,417,774	\$5,834,152	7.7

All Judicial Department revenue, except grant monies, is deposited in the General Fund. However, some of the revenue from each trial court is dedicated to State and local agencies. Below is a list of agencies receiving dedicated revenue from the Superior Court in FY 1978:

1. Inland Fisheries and Wildlife
2. Marine Resources

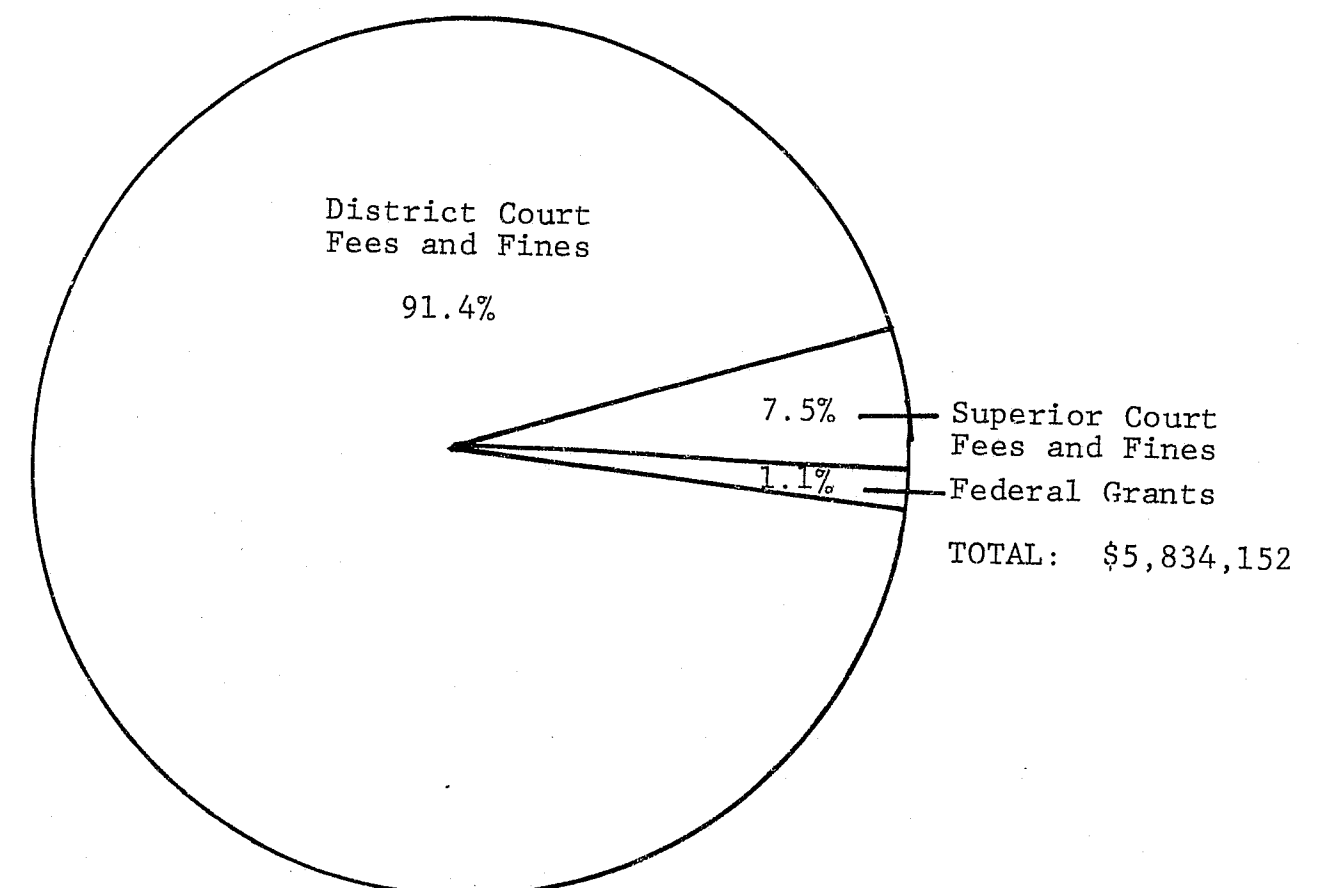
Below is a list of agencies receiving dedicated revenue from the District Court:

1. Agriculture
2. Baxter State Park
3. Conservation
4. Forestry
5. Health and Welfare
6. Inland Fisheries and Wildlife
7. Marine Resources
8. Municipalities
9. Public Utilities Commission
10. Transportation
11. Watercraft Registration and Safety Division

Effective in July 1978, Watercraft Registration and Safety fines were included with Inland Fisheries and Wildlife, and effective January 1, 1978, Marine Resources fines were no longer dedicated.

Monies received for grants are dedicated in the sense that the funds provided are "dedicated" to a specific project and can not be allocated elsewhere.

The following chart shows total Judicial Department FY 1978 revenues by proportion from each source.



Grants

Federal grants for which the Judicial Department received funds during FY 1978 were:

1. Court Planner
2. Juvenile Court Intake Project
3. Maine Court Management
4. Judicial Education
5. Non-Judicial Education

District Court Building Fund

Pursuant to 4 M.R.S.A. § 163 (3), \$3,000 per month is transferred from the District Court appropriation to the District Court Building Fund. This fund is "to be used solely for the building, remodeling and furnishing of quarters for the District Court...". Unlike the remainder of the Judicial Department appropriation, accrued monies in this fund do not revert to the General Fund at the end of each fiscal year, but rather are carried forward from year to year.

During 1978, Chief Judge Danton located new quarters for the Waterville and Calais District Courts and pursued a new location for the Bath District Court.

Renovation of the new space in Waterville was completed and the court moved in December. Renovation of the space in Calais began in December, and the move is planned for March 1979. Also, Bath District Court should be relocated during 1979.

FACILITIES STUDY

During 1978, the space problems facing the Judicial Department increased. Too few jury courtrooms for Superior Court, courtrooms that will not accommodate those who must appear in District Court, clerks' office so crowded that copy machines are purchased by size only: These problems and more must be dealt with daily.

In February, 1978, Chief Justice McKusick appointed the Committee on Court Facilities, headed by Associate Justice James P. Archibald of the Supreme Judicial Court and comprised of judges from the Superior and District Courts, to identify the nature and priority of needs for Judicial Department facilities. To assist the Committee in its work, a court facilities consulting group was employed through a grant provided by Maine Criminal Justice Planning and Assistance Agency and, in August, an in-depth analysis

of court system facilities began. Products of this in-depth study will be a detailed inventory of court facilities, by location; a master plan for the development and improvement of Judicial Department facilities, long range; recommendations for short-term improvements which can be implemented quickly and at minimal cost; a compendium of court facility standards and guidelines; and a phased implementation plan, including cost estimates.

The study will be completed early in 1979. Committee recommendations will be forwarded to the Supreme Judicial Court for immediate consideration, and proposed remedial legislation will be submitted to the 109th Legislature.

COUNTY LAW LIBRARY STUDY

During 1978, the plight of the County Law Libraries continued to worsen. The rising cost of books, lack of space, loss of books and other problems facing the libraries approached crisis proportions. The emergency financial assistance from the Judicial Department did nothing to allay the problems.

In early summer, federal funds became available, and the long awaited library study became a reality.

This study began in June when two interns provided by the Maine Criminal Justice Planning and Assistance Agency started a volume inventory of each of the 18 library locations. The result of this inventory was a compilation of detailed information concerning the contents of each library, judge's chambers, clerk's office and conference rooms where law books were located.

In September, under a grant provided by the Maine Criminal Justice Planning and Assistance Agency, the Advisory Committee on County Law Libraries, headed by Associate Justice Thomas E. Delahanty of the Supreme Judicial Court, employed a law library consultant to begin the formal study. Products of the study will be an assessment of library needs by location, with recommendations for a standard location collection, a master plan for improvement of library collections and facilities, recommendations for short-term improvements and recommendations regarding monitoring the libraries.

The study is due for completion and submission to the Committee early in 1979 so that Committee recommendations can be forwarded to the Supreme Judicial Court in time to get any necessary legislation before the 109th Legislature.

PERSONNEL SYSTEM

Because the compensation scale for court system employees had not been reviewed since its implementation in July 1976, the Supreme Judicial Court instructed the Administrative Office of the Courts to conduct a wage survey to assess whether our employees were receiving pay comparable to that for similar work in a cross-section of the public and private sector. The wage survey conducted showed that we compared well, with a few exceptions.

In our attempts to make use of the information developed during the wage survey, we found there were problems in the existing classification plan as well as in the compensation plan.

In order to solve the existing problems, we began an in-depth six month review of the classification and compensation plans with the assistance of a personnel specialist funded by an LEAA grant. The result of this in-depth review was a new classification plan and a new compensation plan, both of which were promulgated by the Supreme Judicial Court effective December 3, 1978.

Specific problems identified in our former compensation plan and the solutions developed to those problems are as follows:

1. There were no written objectives and policies regarding pay for court system employees. These objectives and policies have been written.
2. There was no basis of comparison for salaries to determine if court employees were underpaid or not. The basis has been established as salaries equivalent to what similar jobs are paid in the relevant marketplace.
3. There was no agreed upon method for changing salary ranges. The policy has been established that salary ranges will be reviewed yearly and adjusted to keep court system pay levels equal to the relevant marketplace, within monies available.
4. There was no clearly established link between pay, performance and experience. A new structure has been designed which provides for periodic progression up the ladder to a "Target Salary". Once an employee reaches the target, progression beyond that point is possible only through superior performance or extensive experience.
5. There was no mechanism for taking inflation into account. The policy has been established that a system-wide cost-of-living adjustment will be made to reflect movement in the Consumer Price Index as modified by appropriate federal guidelines. Obviously, implementation of this policy is dependent upon legislative appropriation.

During December, the Administrative Office of the Courts' staff met with the clerks of court to explain the new plans, their structure, function and operation and to answer questions about the changes. Follow-up meetings were held within each clerk's office, during which the clerks explained the new system to their employees and the regional court administrators provided additional information and answered questions.

During the first six months of 1979, additional work will be done to develop required standards of performance necessary for the employee performance evaluation procedure. In addition, the remaining sections of the Court System Personnel Policies and Procedures Manual will be reviewed and revised to be certain they reflect the requirements of the new classification and compensation plans.

The Appeal Board for the court personnel system was established in 1976, pursuant to the Maine Court System Policies and Procedures Manual promulgated by the Supreme Judicial Court. The Board is comprised of three judges, two clerks of court, an official court reporter and a regional court administrator.

During 1978, the Board handled six appeals. Of these appeals one was sustained, three were denied, one was sustained in part and denied in part and one is still pending.

TRIAL COURT ADMINISTRATION TEAM

In 1977, the Chief Justice and the Chief Judge of the District Court joined the monthly meetings of the Regional Presiding Justices of the Superior Court, the State Court Administrator and the Regional Court Administrators. The monthly meetings now encompass all trial court operations and their purpose is to discuss trial court operation problems, seek internal solutions to those problems and direct implementation of the course of action determined by the group.

The Administration team meets regularly with the Advisory Committee on Court Administration headed by Charles H. Abbott, Esq. In addition, the group meets with staff of the Department of Mental Health and Corrections, court reporters and others involved with court operations to address and resolve the problems raised.

FORMS COMMITTEES

The Superior Court Civil Forms Committee completed its preliminary work during 1978. The proposed set of civil forms is being reviewed initially by the Regional Presiding Justices and will be distributed to Superior Court Justices for their comments before the Committee reconvenes to review the suggestions submitted. Printing and distribution of the complete set of forms is planned for early 1979.

During the work sessions, the Committee reviewed all existing civil forms with the resulting recommendation that nine forms be abolished, three consolidated and three new forms created.

The Superior Court Criminal Forms Committee completed its initial work in 1977, when a new set of criminal forms was promulgated throughout the Superior Court.

During 1978, the Committee met to review the existing forms in light of changes in the law and the knowledge accumulated through 12 months of use.

As a result of these meetings, 12 forms were partially or totally revised and three new forms were created.

The District Court Civil Forms Committee completed its preliminary work by the end of 1978. This work involved an in-depth review of every civil form in use in District Court. The result of this review was a proposed set of forms which will be submitted to Chief Judge Danton early in 1979.

During its work sessions, the Committee eliminated 10 of the existing forms, consolidated two others and created two new forms.

Printing and distribution of the new set of District Court civil forms is planned during 1979.

The District Court Criminal Forms Committee began work on an in-depth review of all the existing forms during 1978 and plans to complete its work in 1979. Part of this Committee's work has been to design a set of new juvenile forms necessitated by promulgation of the new Juvenile Code in 1978.

The judges, regional court administrators and clerks on these committees have spent many hours reviewing existing forms, rewriting them as necessary, consolidating forms when possible, eliminating forms when possible and researching and writing new forms as necessary. The result of their work is reviewed by the Regional Presiding Justices (Superior Court forms) and Chief Judge Danton (District Court forms) as well as other interested judges and clerks, so that the final product disseminated for use throughout the system is as correct and useful as possible. The work of these committees has substantial impact on the operation of the court system.

ADMINISTRATIVE COURT REORGANIZATION

Pursuant to P. L. 1977 Chapter 551, the Administrative Court was reconstituted and placed within the Judicial Department,

effective July 1, 1978 (see 4 M.R.S.A. § 1151 et seq. and 5 M.R.S.A. § 10051). Implementation of the expanded jurisdiction of the court necessitated a reorganization of its operations which resulted in creation of a clerk's position and two secretarial positions. The Associate Administrative Court Judge position created in 1977 was also filled as part of the implementation process.

The Court established its headquarters at 66 Pearl Street in Portland.

A limited statistical reporting system was developed for the Administrative Court shortly after July 1, and caseflow statistics for the first six months of the reconstituted court's operations are located in Appendix IV.

JUDICIAL DEPARTMENT COMMITTEES

There are 14 functional committees within the Judicial Department. The purpose of these committees is to assist the Chief Justice, the Supreme Judicial Court and the Chief Judge of the District Court in carrying out their respective responsibilities.

Membership of the committees includes judges, lawyers and private citizens. Below is a list of the committees subdivided by appointing authority:

<u>Chief Justice</u>	
<u>Committee</u>	<u>Chairman</u>
Advisory Committee on Court Management and Policy	Associate Justice Sidney W. Wernick
Committee on Court Facilities	Associate Justice James P. Archibald
Committee on Court Legislation	Chief Justice Vincent L. McKusick
Advisory Committee on County Law Libraries	Associate Justice Thomas E. Delahanty
Committee on Court Appointed Counsel	Associate Justice Charles A. Pomeroy
Committee on Continuing Judicial Education	Associate Justice Edward S. Godfrey
Committee on Court Reporters	Associate Justice David A. Nichols
Advisory Committee on Court Administration	Charles H. Abbott. Esq.
Committee on the 1979 Judicial Conference	Justice Louis Scolnik

Supreme Judicial Court

<u>Committee</u>	<u>Chairman</u>
Civil Rules Committee	Gene Carter, Esq.
Criminal Rules Committee	William B. Troubh, Esq.
Advisory Committee on Rules of Evidence	Frank E. Hancock, Esq.
Advisory Committee on Judicial Records	Justice Herbert T. Silsby II
Committee on Judicial Respon- sibility and Disability	Colin C. Hampton

District Court

<u>Committee</u>	<u>Chairwoman</u>
Court Policy and Advisory Committee	Judge Harriet P. Henry

ADVISORY COMMITTEE ON COURT MANAGEMENT AND POLICY

In 1977, Maine was chosen as one of six pilot states for a national study of court planning capabilities under the auspices of the National Center for State Courts and funded by a discretionary grant from the Law Enforcement Assistance Administration.

In 1978, the Chief Justice appointed the Advisory Committee on Court Management and Policy to direct Maine's project, and a staff person was employed to serve the Committee. The Committee consists of one Associate Justice of the Supreme Judicial Court as Chairman, two Justices of the Superior Court, the Chief Judge of the District Court and one additional District Court Judge.

Rather than develop a court planning capability along the lines of a periodic general statement of court system goals or a court system master plan, the Committee, with the approval of the Supreme Judicial Court, established an issue-oriented structured decision making process through which the Committee studies specific problems or issues and recommends a specific solution to the Supreme Judicial Court. If the Supreme Judicial Court accepts the recommendation of the Committee (and to date the Court has in every instance) implementation of the recommendation follows. The Committee has completed studies and forwarded recommendations to the Supreme Judicial Court in areas as law-oriented as sequestration of jurors and as citizen-oriented as a Juror Handbook. During 1979, the Committee will, at the request of the Judicial Council, complete a study of the judges' pension plan and, on its own initiative, an in-depth review of the small claims process.

Maine's project will receive national recognition in 1979 through an article to be published in the National Center for State Courts State Court Journal.

JUDICIAL CONFERENCE OF MAINE

The First Judicial Conference was held on February 2-4 in Portland. Pursuant to 4 M.R.S.A. § 471, all members of the Conference attended the meeting in that all Maine judges convened to advise and consult with the Supreme Judicial Court and the Chief Justice.

The Conference began with an address by Professor Geoffrey Hazard of the Yale University Law School, who is the Reporter for the American Bar Association Commission on Standards of Judicial Administration. During his address Professor Hazard discussed the purpose of the standards and pointed out areas in which Maine's court system complied with or did not comply with the Standards.

After the address, the plenary session discussed in detail the points raised during the address.

Also on the first day's program was a report from the Advisory Committee on Court Administration, chaired by Charles H. Abbott, Esq., on how the Maine Bar sees the Maine court system. Suggestions for improvement in court operations were discussed by the Committee and the judges.

During the morning of the second day of the Conference, Superior Court justices and District Court judges separated into individual groups. The Superior Court justices discussed pre-trial conferences and the District Court judges discussed judicial decorum, statutory provisions regarding commitment of the mentally retarded and court appointed counsel fees.

That afternoon, in the plenary session, the judges discussed the courts and their relationship to the community as well as trial de novo.

The final morning of the Conference was devoted to the individual courts developing a priority list of improvements for the Maine Court System and then convening to develop a joint listing which was presented to and discussed with the Chief Justice and the Supreme Judicial Court.

The Conference ended with luncheon addresses by the Governor and the Chief Justice.

CRIMINAL JUSTICE SENTENCING INSTITUTE

Pursuant to 4 M.R.S.A. § 454, the second annual Criminal Justice Sentencing Institute was held in Portland on December 14 and 15. Because the number of persons authorized to attend the Institute exceeds the number which any existing penal institution can accommodate, the Judicial Council convened the Institute outside the state correctional facility mandated for the meeting by statute.

All Maine judges, members of the Criminal Division of the Attorney General's office, prosecutors, representatives of the Department of Mental Health and Corrections, law enforcement officials, members of the bar and the public attended the meeting.

A subcommittee of the Judicial Council under the chairmanship of Richard S. Cohen, Deputy Attorney General, planned the 1978 program.

After a welcome by the Chief Justice, the first day's agenda consisted of three panel discussions: "Judicial Discretion and Sentence Disparity"; the "Appellate Division of the Supreme Judicial Court"; and, "Public Perception of Sentencing". Panelists and moderators included members of the Appellate Division, Superior Court justices, District Court judges, a prosecutor, a law enforcement official and out-of-state judges and professors recognized as knowledgeable in the area of sentencing.

The second day's program was divided into two sections. The first section comprised presentations by the heads of the state correctional institutions, outlining the available programs for those sentenced to the institution. The second section was a panel discussion by the same group of current problems facing the Bureau of Corrections.

JUDICIAL EDUCATION

The Judicial Department continued its existing policy of actively promoting continuing judicial education through funds provided by the Maine Criminal Justice Planning and Assistance Agency. Maine judges attended the following seminars:

1. Thirteen justices of the Superior Court attended the Ten State Regional Education Seminar sponsored by the National Conference of State Trial Judges, the American Bar Association and The National Judicial College.

2. Two justices of the Superior Court attended the General Jurisdiction Court Seminar at The National Judicial College.

3. One Superior Court justice attended a Special National Workshop on Pre-trial Release sponsored by the National Association of Pre-trial Service Agencies and the National Institute for Law Enforcement and Criminal Justice.

4. One justice of the Superior Court served as a faculty advisor at The National Judicial College.

5. Two District Court judges attended the Special Court Jurisdiction seminar at The National Judicial College.

6. Two District Court Judges attended a special Seminar on Child Abuse and Neglect sponsored by The National Judicial College.

7. One Supreme Judicial Court Justice attended the Appellate Judges' Seminar at New York University.

NON-JUDICIAL TRAINING

Two training sessions for non-judicial court system personnel were held; the first in June and the second in November. Both training sessions were divided into "northern" and "southern" meetings. The June sessions were held in Lewiston on June 14-16 and in Bangor on June 26-28. To accommodate the clerks' office staff in Houlton and farther north, the Administrative Office of the Courts' staff took the training session to Houlton on June 28.

The first and second days of each session were identical so that one half of the Superior Court and District Court staff could attend the first day and the other half the second day; thereby keeping each clerk's office open and adequately staffed.

The first and second day meetings began in early afternoon with everyone assembled for a discussion of the new Juvenile Code by Joseph M. Jabar, Esq., Chairman of the Juvenile Laws Revision Commission. After this discussion, the Superior Court staff gathered to review appeal to the Law Court, Superior Court procedures, URESA cases and habitual offender cases. At the same time, District Court staff were reviewing civil docketing and being introduced to the new District Court statistical reporting system.

In late afternoon, the two groups came together again for a joint question and answer session with Administrative Office staff. This session covered fiscal reporting problems, personnel system problems and many other areas.

The third day brought together clerks of both courts for a training session on "Communications" conducted by the staff of the Bureau of Public Administration at the University of Maine in Orono.

The November sessions were held in Bangor on November 8-9 and in Auburn on November 15-16. Both sessions began in the morning with the joint question and answer session with the Administrative Office of the Courts, because this agenda item had been cut short during the June sessions.

After this session, the Superior Court staff reviewed errors and problems in the statistical reporting system, civil and criminal docketing, civil and criminal forms revisions, appeals to the Law Court and an up-date of the Superior Court Policies and Procedures paper.

At the same time, District Court staff were reviewing civil and juvenile docketing, recording machine operation, civil and criminal forms revisions and receiving additional training in the new statistical reporting system.

The second day of the training session brought together all clerks of court for a continuation of the training sessions conducted by the staff of the Bureau of Public Administration at the University of Maine at Orono. This session covered the "Skills and Responsibilities of Effective Supervision".

All the training sessions conducted by the Administrative Office of the Courts to date have been funded through grants from the Maine Criminal Justice Planning and Assistance Agency and have been received enthusiastically and beneficially by court system staff.

SUPERIOR COURT STATISTICAL REPORTING SYSTEM

The Superior Court reporting system, established in 1977, was further refined this year.

In the civil area, the number of reporting categories for filings was expanded to include habitual offender cases. For the first time, more extensive information about the different types of civil dispositions will be available. In addition, the case time lag information is more definitive through a breakdown of the time lag averages into specific numbers of days.

In the criminal area, the number of reporting categories for filings and trials has been expanded to include boundovers. For the first time, more extensive information about the types of criminal dispositions is available.

The time lag information has been expanded substantially, not only to include a breakdown of time lag average into

specific numbers of days, but to include time lag information by type of case.

Beginning in March 1979, computer printouts of this information will be produced quarterly for use in caseflow management in Superior Court.

DISTRICT COURT STATISTICAL REPORTING SYSTEM

During 1978, the Administrative Office of the Courts developed a moderately expanded statistical reporting system for the District Court. Prior to July 1, 1978, only filings by type of case and by court location were compiled to be included in the annual report. Although additional statistics were being compiled at each location, the lack of uniformity in count and definition negated the usefulness of the figures compiled.

Included in the new reporting system are separate categories of count for criminal A, B and C crimes, as well as criminal D and E crimes. Traffic criminal is counted separately, as well as civil infractions.

A major change from previous annual reports is the inclusion of disposition information. For the first time, this report will include the number of dispositions by the same case category as filings, and the number of trials held in each District Court location. State totals are also included.

One time lag measurement has been added. The average number of days from request for trial to trial is computed for each case category by court location and for the state as a whole.

Because of budget and staff limitations, the District Court reporting system remains a manual system. This means that the District Court reporting system is similar to the Superior Court system in that clerical staff complete the reporting forms manually, but differs in that the information on the Superior Court reporting forms is entered into a computer and statistical reports produced quarterly by the computer, while all calculations for the District Court system are made manually by Administrative Office of the Courts' staff. It is hoped that the District Court system can be computerized and expanded further before long.

District Court statistics, and an analysis of those statistics, is located in Appendix II to this report.

LEGISLATURE

During 1978, the Administrative Office of the Courts continued to provide information to individual legislators, the

Joint Standing Committees and the Legislative Finance Office. Included were fiscal impact statements, budget information, statistical information, court procedure information, information on the structure and operation of the court system and various analyses.

MAINTAIN LIAISON

The Administrative Office of the Courts continues to maintain active working relationships with many Executive Branch agencies and the Legislature. Pursuant to a change in policy by the Law Enforcement Assistance Administration, the Chief Justice, one Superior Court justice and the State Court Administrator serve on the Board of the Maine Criminal Justice Planning and Assistance Agency.

Within the court system, members of the Administrative Office of the Courts' staff are in constant contact with justices, judges, court reporters and clerks' office staff, in order to assist in improving court system operations wherever possible.

INVESTIGATE COMPLAINTS

In the course of a year, many complaints are addressed to the Administrative Office; everything from questions about lost juror service checks to "why did the judge wait two weeks to sentence the kid who broke into my house". The first type of question can be answered quickly and simply by replacing the lost check. The second question requires building a communication link with the complainant in order to provide an effective explanation of how the legal process works and why.

Every complaint addressed to the Administrative Office is investigated and a response made. In the area of public service, this is a very important function for the Administrative Office of the Courts.

APPENDIX I

LAW COURT STATISTICS

The statistical reporting system for the Law Court was instituted in 1976. Some of the categories were revised in 1977, but valid comparisons may be made between the items of major interest. Table 1 reports the Law Court case information for 1978. Table 2 compares the significant categories for the years 1978, 1977 and 1976. Table 3 pertains to the Appellate Division of the Supreme Judicial Court. During 1978, the Appellate Division of the Supreme Judicial Court consisted of Justices Archibald (Chairman), Delahanty and Nichols.

TABLE 1.

Section I includes information on cases pending, cases filed and cases disposed. The categories of interlocutory appeals (usually appeals by the State pursuant to 15 M.R.S.A. § 2115-A) and reports (pursuant to M.R. Civ. P. 72, and, less often, M.R. Crim. P. 37A) are of interest primarily with regard to the frequency with which procedural devices other than appeal are used to invoke Law Court jurisdiction. Once in the Law Court, these cases are handled substantially the same as other appeals.

Section II shows the number of cases originating in each county. About one half of all cases filed originated in Cumberland, Kennebec and Penobscot Counties.

Section III reports the means of disposition of cases. Cases decided by signed opinions are generally more difficult and time-consuming than cases decided by the shorter per curiam and memorandum decisions.

Advisory opinions are answers of the justices of the Supreme Judicial Court in response to questions propounded by the Governor, House, or Senate pursuant to Me. Const. Art. VI, § 3.

"Disposition ordered by opinion" refers to the action ordered by the Law Court's mandate. The categories of "appeals denied" and "appeals dismissed" generally consist of cases in which the court's opinion addresses the merits of the issues raised on appeal. When it becomes apparent, after submission to the Court, that a case is not within its jurisdiction or is not in a procedural posture making it appropriate for appellate review on its merits, the mandate generally orders that the case be dismissed or remanded.

The discrepancy of 98 cases between the 379 decided by some form of opinion and the 477 total dispositions in 1978 is made up of cases dismissed for want of prosecution, criminal appeals withdrawn by the appellants, and civil appeals withdrawn or settled.

Only one of these proceeded as far as oral argument, so most of these miscellaneous dispositions required relatively little "judge time".

Section IV contains the pending case information. Cases "not yet at issue" are those in which both briefs had not yet been filed and which, therefore, were not ready for consideration by the Law Court. Cases "at issue awaiting oral argument" were those which the Court heard at its January 1979 term. Cases "orally argued awaiting opinion" are the most important in the pending category as they represent work to be done carried over from 1978 to 1979.

TABLE 2.

This table compares the caseflow of the past three years. The figures are abstracted from the 1976, 1977 and 1978 annual statistical reports and are largely self-explanatory. The dramatic increase in 1978 in almost all categories (and the equally significant and related decrease in cases awaiting opinion) are readily apparent. There was a large increase in the number of civil cases pending at the beginning of 1978, and the new filings figures show what appears to be a rapidly accelerating increase in civil cases while new criminal cases dropped back to the 1976 level. This increase in pending and new civil cases may be affected in part by a January, 1978 rules change which brings the typical civil appeal into the Law Court's docket in about 70 days from judgment in Superior Court rather than about 130 days under the former rules.

TABLE 3.

This table shows pending, filing and disposition case information for the Appellate Division of the Supreme Judicial Court.

Although the information is available, a comparison of the 1976, 1977 and 1978 figures is not included in this report, because the figures have remained virtually unchanged from year to year in each category.

TABLE 1
FILINGS AND DISPOSITIONS
1978

I. CASEFLOW INFORMATION		CIVIL	CRIMINAL	TOTAL
A.	Cases pending end of previous year	205	164	369
B.	New appeals	236	121	357
C.	Interlocutory appeals	0	4	4
D.	Reports	4	0	4
E.	Total caseload (A + B + C + D)	445	289	734
F.	Dispositions	258	219	477
G.	Cases pending end of year (E-F)	187	70	257

II. CASES FILED BY COUNTY					
Androscoggin	24	Kennebec	54	Piscataquis	5
Aroostook	16	Knox	20	Sagadahoc	6
Cumberland	66	Lincoln	10	Somerset	12
Franklin	8	Oxford	10	Waldo	12
Hancock	17	Penobscot	60	Washington	12
				York	33

III. DISPOSITION INFORMATION		CIVIL	CRIMINAL	TOTAL
A.	Opinions			
1.	Signed Opinions	192	139	331
2.	Per curiam and memorandum opinions	26	22	48
3.	Total Opinions	218	161	379
B.	Disposition ordered by opinion			
1.	Appeals denied	120	135	255
2.	Appeals sustained	81	20	101
3.	Appeals dismissed	13	4	17
4.	Appeals remanded	4	2	6
C.	Advisory Opinions	0	0	2

IV. PENDING CASE INFORMATION AT YEAR END		
A.	Not yet at issue	156
B.	At issue awaiting oral argument	36
C.	Orally argued awaiting opinion	65

TABLE 2
CASEFLOW 1976-1978

	CIVIL			CRIMINAL			TOTAL		
	1976	1977	1978	1976	1977	1978	1976	1977	1978
I. CASEFLOW INFORMATION									
Cases pending, beginning of year	119	143	205	127	136	164	246	279	369
New cases during year	145	174	240	124	152	125	266	326	365
Total dispositions ¹	121	112	258	115	124	219	236	236	477
Cases pending, end of year	143	205	187	136	164	70	279	369	257
II. Written Opinions ²	88	90	218	67	74	161	155	164	379
III. Cases argued awaiting opinion	-	-	-	-	-	-	119	173	65

¹Includes cases decided by written opinions (Part II below) plus cases dismissed by the Court without opinion or withdrawn by parties.

²Includes only opinions for the Court and not concurring or dissenting opinions.

TABLE 3
APPELLATE DIVISION
1978

A.	Appeals Pending at End of Previous Year	42
B.	Appeals Filed	55
C.	Total Caseload (A + B)	97
D.	Appeals Disposed	59
E.	Appeals Pending End of Year	38
F.	Hearing Held	2
G.	Disposition Information:	
1.	Sentences Unchanged	56
2.	Sentences Reduced	3
3.	Sentences Increased	0
H.	Cases Filed by County:	
	Androscoggin	4
	Aroostook	3
	Cumberland	14
	Franklin	0
	Hancock	2
	Kennebec	5
	Knox	4
	Lincoln	2
	Oxford	3
	Penobscot	6
	Piscataquis	2
	Sagadahoc	1
	Somerset	2
	Waldo	1
	Washington	1
	York	5
I.	Cases Pending Because Appeal is Pending in Law Court	

APPENDIX II
SUPERIOR COURT
CIVIL CASE STATISTICS

The Superior Court statistical reporting system was inaugurated in 1977. Tables 1, 2, 3, 4 and 5 show and compare Superior Court filings, dispositions, trials and caseload during 1977 and 1978.

TABLE 1.

This table shows filings and dispositions for the state and each county and includes the percent of increase or decrease compared with the previous year's filings and dispositions. In this table, "refilings" are cases which were returned to the Superior Court for further action after having been disposed: e.g., cases remanded for new trial by the Law Court, motions to amend judgments and motions for contempt.

Analysis of this tables reveals the following:

1. Statewide, in 1978, civil filings increase 1% compared to a 9% increase in 1977.
2. In five counties, Cumberland, Oxford, Sagadahoc, Waldo and Washington, the increase in filings exceeded 6% with Sagadahoc and Washington Counties showing increases of 26% and 18% respectively.
3. In five counties, Androscoggin, Knox, Lincoln, Piscataquis and Somerset, filings decreased. The decrease in Piscataquis County exceeded 30%.
4. Statewide, in 1978, civil case dispositions increase 15% compared with a 7% decrease from 1976 to 1977.
5. In all but three counties, there was an increase in dispositions, with four counties showing increases in excess of 20%. Three counties in which dispositions decreased were Knox, Piscataquis and Washington, with Piscataquis showing a 35% decrease. The four counties showing increases in excess of 20% were York, with a 75% increase, Franklin with a 38% increase, Cumberland with a 31% increase and Waldo with a 23% increase.
6. The Superior Court's pending caseload at the end of 1978 is 8% higher than at the end of 1977. Only Franklin and Lincoln Counties showed a decrease in pending caseload. The increase in Sagadahoc and Washington Counties was 38% and 34% respectively.

Due to the 15% increase in dispositions, however, the increase in Superior Court pending caseload dropped from 19% in 1977 to 8% in 1978.

TABLE 2.

This table shows filings and dispositions for each county by type of case and includes state totals. In this table, "Other" includes Rule 80B appeals, quiet titles, declaratory judgments and injunctions.

Analysis of this table reveals:

1. Statewide, there were 1,499 URESA cases filed. This is a 23% increase over the 1,260 cases filed in 1977.
2. Divorce cases comprised 7% of the civil filings. This percentage is unchanged from 1977.
3. Habitual offender cases, which were not individually categorized in 1977, comprised 7% of the total filings in 1978.

TABLE 3.

This table shows the number of civil jury and jury waived trials for each county and includes state totals. In addition, the table shows the number of jury and jury waived trials as a percent of total dispositions.

Analysis of this table reveals:

1. Statewide, 2% of all civil dispositions were by civil jury trial. This is a drop from 3.6% in 1977.
2. Statewide, 5% of all civil dispositions were by civil jury waived trial. This is an increase of 0.2% over 1977.
3. In 1978, there were 477 civil trials of which 163 were jury trials and 314 were jury waived trials.
4. Civil jury trials averaged 1.94 days, and civil jury waived trials averaged 0.9 days.

TABLE 4.

This table compares the 1977 and 1978 dispositions by type of disposition. The table includes both a numerical and percentage comparison by type of disposition for each year.

Analysis of this tables reveals:

1. Statewide, 38% of all civil dispositions were by settlements, stipulated judgments or 41 (a) dismissals.

2. Statewide, 41 (b) dismissals comprised on 8% of the civil dispositions.

3. 22% of the dispositions were "final orders". These orders are issued in cases such as habitual offender, URESA's and infant settlements.

4. All other dispositions range from 1% to 6%.

TABLE 5.

This table shows time lag figures for significant steps in the movement of a civil case through the Superior Court. These figures can not be compared with those in the 1977 report, because a different method of calculation has been used. Last year's report showed the average number of days it took a case to proceed from pre-trial memo to pre-trial conference, from pre-trial conference to jury trial and from pre-trial conference to jury waived trial. This year's report shows the actual number of cases that fall within five time periods, 0-60 days, 61-120 days, 121-180 days, 181-240 days and 240 days and up.

Analysis of this table reveals:

1. In 1978, 72% of Superior Court civil cases were pre-tried within 120 days from filing of the first pre-trial memo.

2. In five counties, less than 72% of the civil cases were pre-tried within 120 days from filing of the first pre-trial memo. The five were Androscoggin, 51%; Cumberland, 52%; Oxford, 45%; Somerset, 64%; and Waldo, 67%.

3. Statewide, 48% of the civil cases reached jury trial within 120 days of pre-trial conference, and 68% of the cases reached jury trial within 180 days of pre-trial conference.

4. In six counties, less than 48% of the civil cases reached jury trial within 120 days of pre-trial conference. The six were Penobscot, 41%; Aroostook, 40%; Waldo, 33%; Hancock, 10%, Androscoggin, 26%; and Oxford, 0%. In six counties, less than 68% of the civil cases reached jury trial within 180 days of pre-trial conference. The six were Hancock, 50%; York, 63%; Androscoggin, 52%; Kennebec, 62%; Oxford, 25%; and Piscataquis, 66%.

5. Statewide, 25% of civil cases reached jury-waived trial within 120 days of pre-trial conference, and 46% of the cases reached jury waived trial within 180 days.

6. In Androscoggin and Waldo Counties, less than 25% of the civil cases reached jury-waived trial within 120 days of pre-trial

conference. In eight counties, no civil cases reached jury-waived trial within 120 days of pre-trial conference. The eight counties were Aroostook, Franklin, Kennebec, Oxford, Piscataquis, Sagadahoc, Somerset and Washington. In eight counties, less than 46% of the civil cases reached jury-waived trial within 180 days of pre-trial conference. The eight were Androscoggin, 18%; Aroostook, 22%; Hancock, 40%; Kennebec, 14%; Knox, 25%; Somerset, 16%; Waldo, 16%; and Washington, 33%. In Franklin and Piscataquis Counties, no civil cases reached jury-waived trial within 180 days of pre-trial conference.

SUPERIOR COURT
CRIMINAL CASE STATISTICS

Tables 6, 7, 8, 9, 10, 11 and 12 show and compare the Superior Court criminal filings, dispositions and trials during 1977 and 1978.

TABLE 6.

This table shows the number of criminal cases pending at the beginning of 1978, statewide and by county.

Analysis of this table reveals:

1. The number of criminal cases pending at the beginning of 1978 increased 58% over the number pending at the beginning of 1977. Every county in the state showed an increase in pending cases. The increases range from a low of 8% in Waldo County to a high of 146% in Washington County.
2. Statewide, criminal case filings decreased 5% compared to a 23% increase in 1977.
3. In eight counties, case filings increased. The largest increases were in Franklin County, 44%; and Washington County, 35%.
4. Statewide, criminal case dispositions increased 11%. Franklin and Washington Counties showed the largest increases, 66% and 47% respectively. The counties showing decreases in the number of dispositions were Hancock, -31%; Waldo, -16%; and Somerset, -3%.
5. The number of cases pending at the end of 1978 increased 6% over the number pending at the end of 1977. The counties showing the largest increases were Androscoggin, 31%; Washington, 45%; Somerset, 42%; and York, 35%.
6. The pending criminal caseload increased 58% during 1977. Due to the 5% decrease in filings and the 11% increase in dispositions during 1978, the pending caseload increase was only 6%.

TABLE 7.

This table shows, statewide and by county, the number of defendants charged with offenses by class of charge. Traffic offenses are listed under "Title 29", while violations of Title 12, Municipal Ordinances and Inland Fisheries and Wildlife laws are listed under "Other".

Analysis of this table reveals the following:

1. 37% of the defendants in the Superior Court were charged with Class A, B or C crimes.
2. 26% of the defendants were charged with D or E crimes.
3. Statewide, more defendants were charged with Title 29 offenses than any other single category.
4. Title 29 filings accounted for 41%, 39% and 36% of the caseload in Hancock, Franklin and Somerset Counties respectively.

TABLE 1
CIVIL FILINGS AND DISPOSITIONS
1977-1978¹

County	Pending Beginning of Year		Percent Change	Total Filings		Total Refilings ²		Percent Change of Filings & Refilings	Total Dispositions		Percent Change	Pending End of Year		Percent Change
	1977	1978		1977	1978	1977	1978		1977	1978		1977	1978	
Androscoggin	700	748	6	608	598	47	31	- 3	607	604	---	748	773	3
Aroostook	396	466	17	388	396	2	1	1	320	367	14	466	496	6
Cumberland	1797	2146	19	1367	1469	1	1	7	1019	1336	31	2146	2280	6
Franklin	121	156	28	120	128	10	1	---	95	132	38	156	153	- 1
Hancock	272	310	13	278	277	2	6	1	242	266	9	310	327	5
Kennebec	945	1094	15	812	812	24	18	---	687	708	3	1094	1216	11
Knox	224	250	11	198	174	0	3	-10	172	164	- 4	250	263	5
Lincoln	145	172	18	164	143	3	11	- 7	140	167	19	172	159	- 7
Oxford	210	253	20	195	214	0	0	9	152	182	19	253	285	12
Penobscot	773	870	12	743	745	2	15	2	648	661	2	870	969	11
Piscataquis	72	73	1	72	49	0	1	-30	71	46	-35	73	77	5
Sagadahoc	125	165	32	128	162	0	0	26	88	99	12	165	228	38
Somerset	269	361	34	316	281	6	1	-12	230	270	17	361	373	3
Waldo	135	170	25	147	162	0	3	12	112	138	23	170	197	15
Washington	154	170	10	146	177	6	3	18	136	122	-10	170	228	34
York	577	889	54	613	631	11	11	2	312	549	75	889	982	10
Statewide	6915	8293	19	6295	6418	114	106	1	5031	5811	15	8293	9006	8

¹Does not include URESA cases.

²Cases in which additional action is taken after judgment is entered.

TABLE 2

CIVIL FILINGS AND DISPOSITIONS
BY TYPE OF CASE
1978

<u>STATEWIDE</u>	Total Filings and Refilings 1977	Percent of Total Caseload	Total Filings and Refilings 1978	Percent of Total Caseload	Percent Change	Total Disposi- tions 1977	Total Disposi- tions 1978	Percent Change
Type of Case								
Damages	875	11	942	12	7	632	740	17
Personal Injury	956	13	861	11	- 9	735	857	16
Contract	1114	15	1318	16	18	933	1061	13
URESA	1209	16	1499	19	23	827	1045	26
Divorce	538	7	539	7		381	522	37
Traffic Infraction								
Appeals	24	--	33	--	37	20	24	20
Habeas Corpus	56	1	76	1	35	62	64	3
Other Appeals from								
District Court	200	3	179	2	-10	168	236	40
Habitual Offender	N/A	N/A	568	7	N/A	N/A	388	N/A
Other	2646	34	2008	25	-23	2100	1919	- 8
Total	7618		8023		5	5858	6856	17
<u>ANDROSCOGGIN</u>								
Damages	113	15	136	18	20	117	107	- 8
Personal Injury	106	14	126	17	18	95	100	5
Contract	163	21	128	17	-21	166	137	-17
URESA	105	14	118	16	12	86	90	4
Divorce	56	7	41	5	-26	44	53	20
Traffic Infraction	0	--	1	--	--	0	1	--
Appeal								
Habeas Corpus	1	--	2	--	--	5	2	-60
Other Appeals from								
District Court	8	1	12	2	50	6	10	66
Habitual Offender	N/A	N/A	52	7	N/A	N/A	45	N/A
Other	208	28	131	18	-35	174	149	-14
Total	760		747		- 1	693	694	--

<u>AROOSTOOK</u>								
<u>Type of Case</u>	<u>Total Filings and Refilings 1977</u>	<u>Percent of Total Caseload</u>	<u>Total Filings and Refilings 1978</u>	<u>Percent of Total Caseload</u>	<u>Percent Change</u>	<u>Total Dispositions 1977</u>	<u>Total Dispositions 1978</u>	<u>Percent Change</u>
Damages	61	12	78	15	27	34	41	20
Personal Injury	62	12	51	10	-17	56	47	-16
Contract	20	4	59	12	95	22	27	22
URESAs	100	20	113	22	13	59	88	49
Divorce	17	3	20	4	17	14	23	64
Traffic Infraction	0	--	0	--	--	0	0	--
Appeals								
Habeas Corpus	3	--	3	--	--	2	6	--
Other Appeals from								
District Court	38	7	8	2	-78	19	16	-15
Habitual Offender	N/A	N/A	54	11	N/A	N/A	45	N/A
Other	189	39	124	24	-34	173	162	- 6
Total	490		510		4	379	455	20
<u>CUMBERLAND</u>								
Damages	235	15	234	13	--	209	211	--
Personal Injury	188	12	182	10	- 3	153	226	47
Contract	184	12	265	15	44	154	208	35
URESAs	235	15	297	17	26	143	189	32
Divorce	113	7	136	8	20	52	108	7
Traffic Infraction	6	--	2	--	-66	4	0	--
Appeal								
Habeas Corpus	15	1	18	1	20	14	14	--
Other Appeals from								
District Court	31	2	34	2	9	42	69	64
Habitual Offender	N/A	N/A	111	6	N/A	N/A	44	N/A
Other	596	37	488	28	-17	391	456	16
Total	1603		1767		10	1162	1525	31

1 2 3 4 5 6 7 8 9 10 11 12 13 14 15 16 17 18 19 20 21 22 23 24 25 26 27 28 29 30 31 32 33 34 35 36 37 38 39 40 41 42 43 44 45 46 47 48 49 50 51 52 53 54 55 56 57 58 59 60 61 62 63 64 65 66 67 68 69 70 71 72 73 74 75 76 77 78 79 80 81 82 83 84 85 86 87 88 89 90 91 92 93 94 95 96 97 98 99 100

<u>FRANKLIN</u>								
Type of Case	Total Filings and Refilings 1977	Percent of Total Caseload	Total Filings and Refilings 1978	Percent of Total Caseload	Percent Change	Total Disposi- tions 1977	Total Disposi- tions 1978	Percent Change
Damages	21	13	14	8	-33	10	20	--
Personal Injury	13	8	16	9	23	18	8	-55
Contract	37	23	36	20	- 2	23	46	--
URESA	33	20	47	27	42	26	34	30
Divorce	7	4	12	7	71	6	8	33
Traffic Infraction	1	1	1	1	--	3	0	--
Appeals								
Habeas Corpus	0	--	3	2	--	2	2	--
Other Appeals from								
District Court	6	4	11	6	83	2	13	50
Habitual Offender	N/A	N/A	17	10	N/A	N/A	11	N/A
Other	45	28	19	11	-57	31	24	-22
Total	163		176		7	121	166	37
<u>HANCOCK</u>								
Damages	16	5	21	6	31	13	18	38
Personal Injury	43	13	31	9	-27	29	28	- 3
Contract	55	16	50	15	- 9	52	61	17
URESA	56	17	46	14	-17	44	42	- 4
Divorce	67	20	58	18	-13	60	70	16
Traffic Infraction	1	--	2	1	--	2	2	--
Appeal								
Habeas Corpus	2	1	3	1	50	2	2	--
Other Appeals from								
District Court	4	2	3	1	-25	4	1	-75
Habitual Offender	N/A	N/A	21	6	N/A	N/A	11	N/A
Other	92	27	94	29	2	80	73	- 8
Total	336		329		- 2	286	308	7

KNOX

Damages	19	8	31	13	63	21	26	23
Personal Injury	40	17	24	10	-40	26	33	26
Contract	56	24	40	17	-28	57	31	-45
URESA	31	14	54	23	74	21	48	28
Divorce	3	1	4	2	33	5	3	-40
Traffic Infraction	1	--	2	1	--	1	2	--
Appeal								
Habeas Corpus	6	3	11	5	83	3	12	--
Other Appeals from								
District Court	8	3	2	1	-75	5	7	40
Habitual Offender	N/A	N/A	18	8	N/A	N/A	12	N/A
Other	65	28	45	19	-30	54	38	-29
Total	229		231		--	193	212	9

LINCOLN								
Type of Case	Total Filings and Refilings 1977	Percent of Total Caseload	Total Filings and Refilings 1978	Percent of Total Caseload	Percent Change	Total Disposi- tions 1977	Total Disposi- tions 1978	Percent Change
Damages	27	13	25	14	- 7	17	28	64
Personal Injury	22	5	20	11	- 9	20	20	--
Contract	19	9	22	12	15	22	20	- 9
URES	34	17	26	14	-23	24	27	12
Divorce	10	5	7	4	-30	11	9	-18
Traffic Infraction	0	--	5	3	--	0	5	--
Appeals								
Habeas Corpus	1	--	3	2	--	2	1	-50
Other Appeals from								
District Court	2	1	4	2	--	2	3	50
Habitual Offender	N/A	N/A	16	9	N/A	N/A	10	N/A
Other	86	43	52	29	-39	66	71	9
Total	201		180		-10	164	194	18
OXFORD								
Damages	53	22	33	12	-37	31	26	-16
Personal Injury	34	14	30	11	-11	24	24	--
Contract	43	18	67	24	55	22	37	68
URES	48	20	60	22	25	20	33	65
Divorce	20	8	20	7	0	16	20	25
Traffic Infraction	0	--	2	1	--	0	0	--
Appeal								
Habeas Corpus	0	--	2	1	--	1	1	--
Other Appeals from								
District Court	4	2	4	1	--	1	4	--
Habitual Offender	N/A	N/A	24	9	N/A	N/A	16	N/A
Other	41	17	32	12	-13	57	54	- 3
Total	243		274		12	172	215	25

<u>PENOBSCOT</u>								
<u>Type of Case</u>	<u>Total Filings and Refilings 1977</u>	<u>Percent of Total Caseload</u>	<u>Total Filings and Refilings 1978</u>	<u>Percent of Total Caseload</u>	<u>Percent Change</u>	<u>Total Dispositions 1977</u>	<u>Total Dispositions 1978</u>	<u>Percent Change</u>
Damages	51	6	61	7	19	47	50	6
Personal Injury	142	17	130	14	-8	138	107	-22
Contract	169	20	243	26	43	141	184	30
URESAs	113	13	172	18	52	10	50	--
Divorce	45	5	60	6	33	34	45	32
Traffic Infraction	0	--	4	--	--	0	3	--
Appeals								
Habeas Corpus	8	1	6	1	-25	7	5	-28
Other Appeals from District Court	19	2	23	3	21	18	25	38
Habitual Offender	N/A	N/A	63	7	N/A	N/A	51	N/A
Other	311	36	170	18	-45	263	191	-26
Total	858		932		8	658	711	8
<u>PISCATAQUIS</u>								
Damages	9	13	8	14	-11	10	6	-40
Personal Injury	8	12	5	9	-37	4	8	--
Contract	19	26	13	22	-31	16	14	-12
URESAs	0		8	14	--	0	0	--
Divorce	1	1	3	5	--	2	1	-50
Traffic Infraction	0	--	0	--	--	0	0	--
Appeal								
Habeas Corpus	0	--	1	2	--	0	0	--
Other Appeals from District Court	3	4	2	3	-33	10	2	-80
Habitual Offender	N/A	N/A	11	19	N/A	N/A	4	N/A
Other	32	44	7	12	-77	29	11	-62
Total	72		58		-19	71	46	-35

<u>SAGADAHOC</u>								
<u>Type of Case</u>	<u>Total Filings and Refilings 1977</u>	<u>Percent of Total Caseload</u>	<u>Total Filings and Refilings 1978</u>	<u>Percent of Total Caseload</u>	<u>Percent Change</u>	<u>Total Disposi- tions 1977</u>	<u>Total Disposi- tions 1978</u>	<u>Percent Change</u>
Damages	18	11	29	14	61	8	16	--
Personal Injury	23	14	24	12	4	12	15	25
Contract	34	20	51	25	50	15	19	26
URESAs	42	25	39	19	- 7	33	38	15
Divorce	11	6	6	3	-45	8	4	-50
Traffic Infraction	0	--	1	--	--	0	1	--
Appeals								
Habeas Corpus	1	1	2	1	--	2	0	--
Other Appeals from								
District Court	2	2	9	4	50	4	9	25
Habitual Offender	N/A	N/A	14	7	N/A	N/A	13	N/A
Other	39	23	26	13	-31	39	22	-43
Total	170		201		18	121	137	13
<u>SOMERSET</u>								
Damages	47	13	57	16	21	25	25	--
Personal Injury	29	7	25	7	-13	27	23	-14
Contract	67	18	63	18	- 5	40	56	40
URESAs	54	14	78	22	44	68	63	- 7
Divorce	104	28	78	22	-25	78	93	19
Traffic Infraction	0	--	0	--	--	0	0	--
Appeal								
Habeas Corpus	7	2	7	2	--	7	7	--
Other Appeals from								
District Court	6	1	7	2	16	3	12	--
Habitual Offender	N/A	N/A	21	6	N/A	N/A	16	N/A
Other	62	16	24	7	-61	50	38	-24
Total	376		360		- 4	298	333	11

<u>WALDO</u>								
Type of Case	Total Filings and Refilings 1977	Percent of Total Caseload	Total Filings and Refilings 1978	Percent of Total Caseload	Percent Change	Total Disposi- tions 1977	Total Disposi- tions 1978	Percent Change
Damages	16	10	9	5	-43	7	17	42
Personal Injury	21	13	30	15	42	9	17	88
Contract	33	20	51	26	54	23	26	13
URESAs	16	9	34	17	12	20	31	55
Divorce	7	4	6	3	-14	6	8	33
Traffic Infraction	0	--	0	--	--	0	0	--
Appeals								
Habeas Corpus	1	1	1	1	--	2	1	-50
Other Appeals from District Court	9	6	5	3	-44	7	12	71
Habitual Offender	N/A	N/A	12	6	N/A	N/A	9	N/A
Other	60	37	51	26	-15	58	48	-17
Total	163		199		22	132	169	28
<u>WASHINGTON</u>								
Damages	18	10	22	9	22	9	11	22
Personal Injury	19	10	28	11	47	22	15	-31
Contract	40	21	31	13	-22	37	25	-32
URESAs	36	19	64	26	77	29	47	62
Divorce	3	2	13	5	33	6	8	33
Traffic Infraction	0	--	0	--	--	0	0	--
Appeal								
Habeas Corpus	1	1	0	--	--	1	1	--
Other Appeals from District Court	4	2	9	4	25	8	7	-12
Habitual Offender	N/A	N/A	12	5	N/A	N/A	11	N/A
Other	67	36	65	27	-2	53	44	-16
Total	188		244		29	165	169	2

<u>YORK</u>	<u>Total Filings</u>	<u>Percent</u>	<u>Total Filings</u>	<u>Percent</u>		<u>Total</u>	<u>Total</u>	
<u>Type of Case</u>	<u>and Refilings</u>	<u>of Total</u>	<u>and Refilings</u>	<u>of Total</u>	<u>Percent</u>	<u>Disposi-</u>	<u>Disposi-</u>	<u>Percent</u>
	<u>1977</u>	<u>Caseload</u>	<u>1978</u>	<u>Caseload</u>	<u>Change</u>	<u>tions</u>	<u>tions</u>	<u>Change</u>
						<u>1977</u>	<u>1978</u>	
Damages	98	12	82	9	-16	35	77	20
Personal Injury	109	13	37	4	-66	41	88	14
Contract	52	6	58	6	11	18	49	72
URESA	204	25	243	27	19	169	202	19
Divorce	42	5	44	5	4	19	39	5
Traffic Infraction	8	1	6	1	-25	5	9	80
Appeals								
Habeas Corpus	4	--	9	1	25	2	6	--
Other Appeals from								
District Court	26	3	12	1	-53	24	19	-20
Habitual Offender	N/A	N/A	36	4	N/A	N/A	26	N/A
Other	285	34	358	40	26	168	236	40
Total	828		885		6	481	751	56

TABLE 3
CIVIL TRIALS¹
1978

County	Total Dispositions	Number of Jury Trials	Total Number Jury Trial Days	Percent Disposed by Jury Trial	Number of Jury Waived Trials	Total Number Jury Waived Trial Days	Percent Disposed by Jury Waived Trials
Androscoggin	604	11	19.0	1	40	33.0	6
Aroostook	367	9	13.0	2	6	5.5	1
Cumberland	1336	34	66.0	2	59	46.0	4
Franklin	132	3	6.5	2	16	15.0	12
Hancock	266	5	8.5	1	21	19.0	7
Kennebec	708	15	27.5	2	32	32.0	4
Knox	164	4	9.0	2	5	4.0	3
Lincoln	167	10	17.0	5	12	14.5	13
Oxford	182	2	3.5	1	6	3.5	3
Penobscot	661	11	20.5	1	24	27.0	3
Piscataquis	46	1	1.0	2	3	4.0	6
Sagadahoc	99	5	14.0	5	9	5.0	9
Somerset	270	6	16.5	2	11	7.0	4
Waldo	138	6	11.0	4	5	4.5	3
Washington	122	6	13.0	4	7	7.0	5
York	549	35	71.5	6	48	47.5	8
Statewide	5811	163	317.5	2	314	274.5	5

¹Does not include URESA cases.




TABLE 4
CIVIL DISPOSITIONS BY TYPE OF DISPOSITION
1977-1978

Statewide

Type of Disposition	Dispositions 1977	Percent of Total Dispositions 1977	Dispositions 1978	Percent of Total Dispositions 1978
Default Judgments	287	4	307	4
Rule 41 (a) ¹	1748	29	2641	38
Rule 41 (b) ²	512	8	569	8
Dismissed by Court	819	13	427	6
Summary Judgment	172	2	124	1
Final Order	1341	22	1572	22
Divorce Decree	262	4	356	5
Appeal Sustained	20	---	19	---
Appeal Denied	73	1	91	1
Writ Denied	20	---	26	---
Writ Granted	8	---	10	---
Court Finding	193	3	190	2
Jury Verdict	114	1	116	1
Directed Verdict ³	7	---	3	---
Multiple Judgments	32	---	15	---
Other	250	4	390	5
Total	5858		6856	

¹Dismissed by plaintiff and also includes settlements and stipulated judgments.
²Dismissed by Court (lack of prosecution).
³Consolidated jury and jury-waived cases.

ANDROSCOGGIN

Type of Disposition	Dispositions 1977	Percent of Total Dispositions 1977	Dispositions 1978	Percent of Total Dispositions 1978
Default Judgments	31	4	26	3
Rule 41 (a) ¹	284	40	327	47
Rule 41 (b) ²	56	8	59	8
Dismissed by Court	57	8	45	6
Summary Judgment	17	2	11	1
Final Order	150	21	134	19
Divorce Decree	34	4	21	3
Appeal Sustained	2	---	2	---
Appeal Denied	10	1	7	1
Writ Denied	4	---	1	---
Writ Granted	0	---	1	---
Court Finding	13	---	1	---
Jury Verdict	12	1	28	4
Directed Verdict ³	0	1	4	---
Multiple Judgments	0	---	1	---
Other	21	---	6	---
Total	693	3	21	3

AROOSTOOK

Default Judgments	21	5	12	2
Rule 41 (a) ¹	20	5	99	21
Rule 41 (b) ²	11	2	47	0
Dismissed by Court	188	49	69	5
Summary Judgment	7	1	16	3
Final Order	54	14	94	20
Divorce Decree	9	2	13	2
Appeal Sustained	4	1	1	---
Appeal Denied	4	1	0	---
Writ Denied	0	---	0	---
Writ Granted	0	---	1	---
Court Finding	8	2	0	---
Jury Verdict	1	---	6	1
Directed Verdict ³	0	---	8	1
Multiple Judgments	9	---	0	---
Other	43	2	0	---
Total	379	11	89	19

455

<u>CUMBERLAND</u>				
Type of Disposition	Dispositions 1977	Percent of Total Dispositions 1977	Dispositions 1978	Percent of Total Dispositions 1978
Default Judgments	80	6	75	4
Rule 41 (a) ¹	500	43	736	48
Rule 41 (b) ²	74	6	169	11
Dismissed by Court	111	9	89	5
Summary Judgment	23	1	14	---
Final Order	210	18	246	16
Divorce Decree	34	2	81	5
Appeal Sustained	5	---	0	---
Appeal Denied	12	1	11	---
Writ Denied	4	---	7	---
Writ Granted		---	1	---
Court Finding	35	3	16	1
Jury Verdict	29	2	30	1
Directed Verdict ³	0	---	0	---
Multiple Judgments	8	---	0	---
Other	37	3	50	---
Total	1,162		1,525	3
<u>FRANKLIN</u>				
Default Judgments	4	3	8	4
Rule 41 (a) ¹	45	37	55	33
Rule 41 (b) ²	8	6	15	9
Dismissed by Court	4	3	3	1
Summary Judgment	4	3	4	2
Final Order	37	30	52	31
Divorce Decree	1	---	6	3
Appeal Sustained	0	---	1	---
Appeal Denied	2	1	9	5
Writ Denied	0	---	2	1
Writ Granted	2	1	0	---
Court Finding	4	5	8	4
Jury Verdict	0	---	2	1
Directed Verdict ³	0	---	1	---
Multiple Judgments	0	---	0	---
Other	10	8	0	---
Total	121		166	---

HANCOCK

<u>Type of Disposition</u>	<u>Dispositions 1977</u>	<u>Percent of Total Dispositions 1977</u>	<u>Dispositions 1978</u>	<u>Percent of Total Dispositions 1978</u>
Default Judgments	11	3	13	4
Rule 41 (a) ¹	56	19	87	28
Rule 41 (b) ²	27	9	21	6
Dismissed by Court	33	11	21	6
Summary Judgment	8	2	11	3
Final Order	53	19	47	15
Divorce Decree	48	17	47	15
Appeal Sustained	1	---	1	---
Appeal Denied	2	---	2	---
Writ Denied	1	---	1	---
Writ Granted	1	---	0	---
Court Finding	16	5	17	5
Jury Verdict	7	2	5	1
Directed Verdict ³	0	---	0	---
Multiple Judgments	3	1	0	---
Other	19	6	35	11
Total	286		308	

KENNEBEC

Default Judgments	26	3	38	4
Rule 41 (a) ¹	220	28	289	37
Rule 41 (b) ²	134	17	59	7
Dismissed by Court	56	7	20	2
Summary Judgment	23	3	9	1
Final Order	232	30	268	34
Divorce Decree	15	1	20	2
Appeal Sustained	2	---	0	---
Appeal Denied	5	---	0	---
Writ Denied	3	---	2	---
Writ Granted	0	---	0	---
Court Finding	10	1	24	3
Jury Verdict	14	1	12	1
Directed Verdict ³	1	---	0	---
Multiple Judgments	2	---	0	---
Other	19	2	30	3
Total	762		771	

KNOX				
Type of Disposition	Dispositions 1977	Percent of Total Dispositions 1977	Dispositions 1978	Percent of Total Dispositions 1978
Default Judgments	13	6	7	3
Rule 41 (a) ¹	90	46	84	39
Rule 41 (b) ²	6	3	28	13
Dismissed by Court	9	4	4	1
Summary Judgment	6	3	3	1
Final Order	41	21	51	24
Divorce Decree	1	---	1	---
Appeal Sustained	0	---	2	---
Appeal Denied	1	---	7	3
Writ Denied	1	---	3	1
Writ Granted	1	---	2	---
Court Finding	2	1	4	1
Jury Verdict	5	2	4	1
Directed Verdict ³	0	---	0	---
Multiple Judgments	3	1	0	---
Other	3	1	0	---
Total	14	7	12	5
	193		212	
LINCOLN				
Default Judgments	6	3	14	7
Rule 41 (a) ¹	67	40	85	43
Rule 41 (b) ²	5	3	6	3
Dismissed by Court	11	6	9	4
Summary Judgment	4	2	4	2
Final Order	44	26	30	15
Divorce Decree	7	4	5	2
Appeal Sustained	0	---	1	---
Appeal Denied	0	---	5	2
Writ Denied	1	---	0	---
Writ Granted	1	---	1	---
Court Finding	8	4	12	6
Jury Verdict	3	1	5	2
Directed Verdict ³	1	---	0	---
Multiple Judgments	2	1	3	1
Other	4	2	14	7
Total	164		194	

OXFORD

Type of Disposition	Dispositions 1977	Percent of Total Dispositions 1977	Dispositions 1978	Percent of Total Dispositions 1978
Default Judgments	10	5	11	5
Rule 41 (a) ¹	64	37	83	38
Rule 41 (b) ²	18	10	23	10
Dismissed by Court	13	7	9	4
Summary Judgment	4	2	4	1
Final Order	31	18	49	22
Divorce Decree	13	7	12	5
Appeal Sustained	0	---	0	---
Appeal Denied	1	---	0	---
Writ Denied	1	---	1	---
Writ Granted	0	---	1	---
Court Finding	9	5	5	2
Jury Verdict	2	1	2	---
Directed Verdict ³	0	---	0	---
Multiple Judgments	0	---	0	---
Other	6	---	0	---
Total	172	3	15 215	6

PENOBSCOT

Default Judgments	51	7	52	7
Rule 41 (a) ¹	100	15	291	40
Rule 41 (b) ²	38	5	53	7
Dismissed by Court	184	27	68	9
Summary Judgment	25	3	9	1
Final Order	133	20	118	16
Divorce Decree	26	3	38	5
Appeal Sustained	2	---	1	---
Appeal Denied	5	---	8	1
Writ Denied	1	---	3	---
Writ Granted	2	---	0	---
Court Finding	52	7	23	3
Jury Verdict	21	3	11	1
Directed Verdict ³	3	---	0	---
Multiple Judgments	0	---	0	---
Other	15	---	0	---
Total	658	2	36 711	5

PISCATAQUIS

<u>Type of Disposition</u>	<u>Dispositions 1977</u>	<u>Percent of Total Dispositions 1977</u>	<u>Dispositions 1978</u>	<u>Percent of Total Dispositions 1978</u>
Default Judgments				
Rule 41 (a) ¹	8	11	2	4
Rule 41 (b) ²	7	9	12	76
Dismissed by Court	21	29	5	10
Summary Judgment	13	18	6	13
Final Order	10	14	4	8
Divorce Decree	0	---	6	13
Appeal Sustained	0	---	1	2
Appeal Denied	2	---	0	---
Writ Denied	0	2	2	4
Writ Granted	0	---	0	---
Court Finding	1	1	0	---
Jury Verdict	2	2	0	---
Directed Verdict ³	2	2	1	2
Multiple Judgments ³	0	---	0	---
Other	5	---	0	---
Total	71	7	7	15

SAGADAHOC

Default Judgments	4	3	4	2
Rule 41 (a) ¹	35	28	48	35
Rule 41 (b) ²	11	9	11	8
Dismissed by Court	11	9	13	9
Summary Judgment	5	4	3	2
Final Order	31	25	42	30
Divorce Decree	5	4	3	2
Appeal Sustained	1	---	0	---
Appeal Denied	1	---	6	4
Writ Denied	1	---	0	---
Writ Granted	0	---	0	---
Court Finding	6	4	3	2
Jury Verdict	3	2	3	2
Directed Verdict ³	0	---	0	---
Multiple Judgments ³	1	---	0	---
Other	6	4	1	---
Total	121		137	

SOMERSET

Type of Disposition	Dispositions 1977	Percent of Total Dispositions 1977	Dispositions 1978	Percent of Total Dispositions 1978
Default Judgments	7	2	6	1
Rule 41 (a) ¹	56	18	79	23
Rule 41 (b) ²	44	14	13	3
Dismissed by Court	58	19	34	10
Summary Judgment	9	3	4	1
Final Order	47	15	87	26
Divorce Decree	52	17	76	22
Appeal Sustained	0	---	0	---
Appeal Denied	1	---	2	---
Writ Denied	0	---	2	---
Writ Granted	0	---	1	---
Court Finding	3	1	2	---
Jury Verdict	2	---	3	---
Directed Verdict	0	---	0	---
Multiple Judgments ³	3	1	4	1
Other	16	5	20	6
Total	298		333	

WALDO

Default Judgments	4	3	6	3
Rule 41 (a) ¹	43	32	66	39
Rule 41 (b) ²	9	6	20	11
Dismissed by Court	11	8	13	7
Summary Judgment	10	7	6	3
Final Order	35	26	28	16
Divorce Decree	3	2	5	2
Appeal Sustained	0	---	1	---
Appeal Denied	5	3	8	4
Writ Denied	2	1	0	---
Writ Granted	1	---	1	---
Court Finding	2	1	6	3
Jury Verdict	1	---	1	---
Directed Verdict ³	0	---	1	---
Multiple Judgments	0	---	0	---
Other	6	4	7	4
Total	132		169	

WASHINGTON

Type of Disposition	Dispositions 1977	Percent of Total Dispositions 1977	Dispositions 1978	Percent of Total Dispositions 1978
Default Judgments	8			
Rule 41 (a)1	68	4		
Rule 41 (b)2	17	41	4	2
Dismissed by Court	4	10	53	31
Summary Judgment	5	2	12	7
Final Order	37	3	12	7
Divorce Decree	5	22	3	1
Appeal Sustained	1	3	55	32
Appeal Denied	2	---	3	1
Writ Denied	1	1	3	1
Writ Granted	0	---	0	1
Court Finding	5	---	1	---
Jury Verdict	3	3	6	---
Directed Verdict	0	1	5	3
Multiple Judgments ³	0	---	0	2
Other	9	---	0	---
Total	165	5	9	---
			169	5

YORK

Default Judgments	11			
Rule 41 (a)1	92	2		
Rule 41 (b)2	45	19	29	3
Dismissed by Court	48	9	247	32
Summary Judgment	9	9	28	3
Final Order	196	1	12	1
Divorce Decree	9	40	19	2
Appeal Sustained	2	1	265	35
Appeal Denied	20	---	24	3
Writ Denied	0	4	6	---
Writ Granted	0	---	21	2
Court Finding	19	---	3	---
Jury Verdict	9	3	1	---
Directed Verdict ³	0	1	30	---
Multiple Judgments	1	---	20	3
Other	20	---	0	2
Total	481	4	2	---
			44	---
			751	5

TABLE 5
CIVIL CASEFLOW
1978¹

County	Average No. Days Pre-Trial Memo to Pre-Trial Conf.					Average No. Days Pre-Trial Conf. to Jury Trial					Average No. Days Pre-Trial Conf. to Jury-Waived Trial				
	DAYS					DAYS					DAYS				
	0- 60	61- 120	121- 180	181- 240	240- Up	0- 60	61- 120	121- 180	181- 240	240- Up	0- 60	61- 120	121- 180	181- 240	240- Up
Androscoggin	22	46	26	13	18	0	7	7	5	8	0	2	0	0	9
Aroostook	58	11	2	1	3	2	0	2	0	1	0	0	2	1	6
Cumberland	27	49	40	6	33	10	12	8	2	5	2	10	10	1	8
Franklin	8	13	2	1	3	0	4	1	0	1	0	0	0	2	1
Hancock	16	32	10	3	3	0	1	4	4	1	0	2	0	0	3
Kennebec	60	35	12	4	13	9	5	4	4	7	0	0	2	2	10
Knox	5	13	4	1	2	2	1	0	0	1	1	0	0	2	1
Lincoln	16	23	5	2	0	3	2	2	1	2	6	2	2	0	0
Oxford	2	7	5	1	5	0	0	1	1	2	0	0	2	0	0
Penobscot	20	41	10	5	1	3	6	6	2	5	0	4	2	1	4
Piscataquis	6	0	0	0	0	2	0	0	0	1	0	0	0	1	0
Sagadahoc	10	5	3	0	0	2	1	1	0	0	0	0	2	0	0
Somerset	16	8	7	3	3	2	2	0	0	1	0	0	1	2	3
Waldo	13	6	7	1	1	0	2	3	1	0	0	1	0	2	3
Washington	10	9	2	1	1	1	4	0	0	1	0	0	2	0	4
York	36	109	16	5	5	9	12	6	6	10	4	6	7	3	15
STATEWIDE	325	407	151	47	91	46	62	45	23	50	13	27	32	18	68

¹Includes only cases pre-tried in 1978.

TABLE 6
CRIMINAL FILINGS AND DISPOSITIONS
1977-1978¹

County	Pending Beginning of Year		Percent Change	Total Filings		Total Refilings ²		Percent Change of Filings & Refilings	Total Dispositions		Percent Change	Pending End of Year		Percent Change
	1977	1978		1977	1978	1977	1978		1977	1978		1977	1978	
Androscoggin	120	183	52	441	473	2	7	8	380	422	10	183	241	31
Aroostook	348	502	44	1,055	850	0	2	- 19	901	908	1	502	446	- 11
Cumberland	353	649	83	1,243	1,246	11	30	1	955	1,193	25	649	729	12
Franklin	85	108	27	206	299	2	1	44	185	307	66	108	101	- 6
Hancock	168	242	44	480	204	0	8	- 56	406	278	- 31	242	176	- 27
Kennebec	185	332	79	733	752	8	18	3	594	750	26	332	352	6
Knox	78	146	87	264	273	9	4	1	205	263	28	146	160	9
Lincoln	60	77	28	169	184	0	3	10	152	189	24	77	75	- 2
Oxford	104	162	55	316	288	0	0	- 9	258	314	22	162	136	- 16
Penobscot	251	358	42	870	771	0	9	- 10	763	798	4	358	340	- 5
Piscataquis	61	85	39	129	122	0	0	- 5	105	131	24	85	76	- 10
Sagadahoc	26	50	92	177	161	0	2	- 7	153	160	4	50	53	6
Somerset	109	212	94	594	554	3	15	- 4	493	479	- 3	212	302	42
Waldo	78	85	8	243	205	0	5	- 13	236	197	- 16	85	98	15
Washington	43	106	146	209	259	0	4	25	146	215	47	106	154	45
York	135	205	51	633	682	3	10	9	566	619	9	205	278	35
Statewide	2,204	3,502	58	7,762	7,323	38	118	- 5	6,498	7,223	11	3,502	3,717	6

¹By Docket Number.

²Cases in which additional action is taken after judgment is entered.

TABLE 7

CRIMINAL FILINGS AND DISPOSITIONS
By CLASS OF CHARGE
1978¹

STATEWIDE

<u>Class Of Charge</u>	<u>Pending Begin- ning of Year</u>	<u>Filings</u>	<u>Refilings²</u>	<u>Total Filings & Refilings</u>	<u>Total Percent of Caseload</u>	<u>Dispositions</u>	<u>Pending End of Year</u>
A	77	285	2	287	4	265	99
B	325	966	22	988	13	986	327
C	426	1500	15	1515	20	1365	576
D	285	1216	7	1223	16	1200	308
E	445	751	5	756	10	882	319
Title 29	400	2206	10	2216	29	2009	607
Other	342	643	32	675	9	651	366
Total	2300	7567	93	7660		7358	2602

ANDROSCOGGIN

A	10	31	0	31	6	31	10
B	42	101	2	103	20	95	50
C	52	164	5	169	34	120	101
D	11	80	1	81	16	84	8
E	28	26	0	26	5	34	20
Title 29	0	78	0	78	15	66	12
Other	1	16	0	16	3	10	7
Total	144	496	8	504		440	208

¹By Number of Defendants²Cases in which additional action is taken after judgment is entered.

AROOSTOOK

<u>Class Of Charge</u>	<u>Pending Begin- ning of Year</u>	<u>Filings</u>	<u>Refilings²</u>	<u>Total Filings & Refilings</u>	<u>Total Percent of Caseload</u>	<u>Dispositions</u>	<u>Pending End of Year</u>
A	6	34	0	34	4	21	19
B	40	39	0	39	4	48	31
C	99	179	1	180	21	156	123
D	64	160	0	160	18	173	51
E	131	101	0	101	12	181	51
Title 29	0	277	1	278	32	275	3
Other	8	65	0	65	7	55	18
Total	348	855	2	857		909	296

CUMBERLAND

A	14	75	0	75	6	70	19
B	59	207	6	213	16	204	68
C	86	276	1	277	20	236	127
D	23	173	5	178	13	165	36
E	22	117	2	119	9	112	29
Title 29	65	345	2	347	26	308	104
Other	135	144	7	151	11	186	100
Total	404	1337	23	1360		1281	483

FRANKLIN

A	4	4	0	4	1	3	5
B	5	20	0	20	7	12	13
C	14	40	0	40	13	31	23
D	3	45	0	45	15	50	2
E	3	26	0	26	8	29	
Title 29	42	118	1	119	39	128	33
Other	14	51	0	51	17	56	9
Total	85	304	1	305		309	81

-58-

<u>HANCOCK</u>							
<u>Class Of Charge</u>	<u>Pending Begin- ning of Year</u>	<u>Filings</u>	<u>Refilings²</u>	<u>Total Filings & Refilings</u>	<u>Total Percent of Caseload</u>	<u>Dispositions</u>	<u>Pending End of Year</u>
A	4	7	0	7	3	11	0
B	15	27	0	27	12	19	23
C	16	32	0	32	14	32	16
D	22	30	0	30	14	41	11
E	40	11	0	11	5	20	31
Title 29	72	89	1	90	41	145	17
Other	2	19	6	25	11	15	12
Total	171	215	7	222		283	110

<u>KENNEBEC</u>							
<u>Class Of Charge</u>	<u>Pending Begin- ning of Year</u>	<u>Filings</u>	<u>Refilings²</u>	<u>Total Filings & Refilings</u>	<u>Total Percent of Caseload</u>	<u>Dispositions</u>	<u>Pending End of Year</u>
A	3	35	0	35	4	26	12
B	52	127	4	131	17	140	43
C	8	167	2	169	21	156	21
D	22	148	0	148	19	130	40
E	12	79	1	80	10	81	11
Title 29	46	179	3	182	23	158	70
Other	55	39	7	46	6	58	43
Total	198	774	17	791		749	240

<u>KNOX</u>							
<u>Class Of Charge</u>	<u>Pending Begin- ning of Year</u>	<u>Filings</u>	<u>Refilings²</u>	<u>Total Filings & Refilings</u>	<u>Total Percent of Caseload</u>	<u>Dispositions</u>	<u>Pending End of Year</u>
A	4	4	0	4	1	2	6
B	2	35	1	36	13	40	2
C	9	63	0	63	23	65	7
D	16	30	0	30	11	37	9
E	44	32	0	32	12	38	38
Title 29	4	88	0	88	32	62	30
Other	0	21	3	24	9	19	5
Total	79	273	4	277		263	93

1 2 3 4 5 6 7 8 9 10 11 12 13 14 15 16 17 18 19 20 21 22 23 24 25 26 27 28 29 30 31 32 33 34 35 36 37 38 39 40 41 42 43 44 45 46 47 48 49 50 51 52 53 54 55 56 57 58 59 60 61 62 63 64 65 66 67 68 69 70 71 72 73 74 75 76 77 78 79 80 81 82 83 84 85 86 87 88 89 90 91 92 93 94 95 96 97 98 99 100

<u>LINCOLN</u>							
<u>Class Of Charge</u>	<u>Pending Begin-ning of Year</u>	<u>Filings</u>	<u>Refilings²</u>	<u>Total Filings & Refilings</u>	<u>Total Percent of Caseload</u>	<u>Dispositions</u>	<u>Pending End of Year</u>
A	2	3	0	3	2	2	3
B	18	26	0	26	14	33	11
C	6	39	0	39	21	33	12
D	10	19	0	19	10	20	9
E	24	38	0	38	20	47	15
Title 29	0	49	0	49	26	44	5
Other	0	11	1	12	6	10	2
Total	60	185	1	186		189	57
 <u>OXFORD</u>							
A	3	7	0	7	2	4	6
B	14	27	0	27	9	48	7
C	27	64	0	64	22	55	36
D	16	47	0	47	16	49	14
E	14	33	0	33	11	36	11
Title 29	24	93	0	93	32	106	11
Other	9	20	0	20	7	17	12
Total	107	291	0	291		315	83
 <u>PENOBSCOT</u>							
A	18	37	0	37	5	29	26
B	35	69	7	76	9	86	25
C	26	147	0	147	18	151	22
D	19	99	0	99	12	124	6
E	44	97	0	97	12	92	49
Title 29	44	253	0	253	31	224	73
Other	65	108	0	108	13	101	72
Total	251	810	7	817		807	261

-59-

PISCATAQUIS

<u>Class Of Charge</u>	<u>Pending Begin- ning of Year</u>	<u>Filings</u>	<u>Refilings²</u>	<u>Total Filings & Refilings</u>	<u>Total Percent of Caseload</u>	<u>Dispositions</u>	<u>Pending End of Year</u>
A	1	4	0	4	3	4	1
B	4	14	0	14	11	5	13
C	6	20	0	20	15	22	4
D	14	18	0	18	15	22	10
E	7	19	0	19	16	20	6
Title 29	14	30	0	30	25	37	7
Other	15	17	0	17	14	21	11
Total	61	122	0	122		131	52

SAGADAHOC

A	1	5	0	5	3	5	1
B	2	19	0	19	12	15	6
C	6	37	0	37	23	35	8
D	4	20	0	20	12	23	1
E	13	12	0	12	7	14	11
Title 29	0	55	0	55	34	54	1
Other	0	13	2	15	9	14	1
Total	26	161	2	163		160	29

SOMERSET

A	2	4	1	5	1	12	5
B	4	86	1	87	16	100	9
C	19	71	1	72	13	75	16
D	9	114	0	114	20	91	32
E	6	35	0	35	6	33	8
Title 29	44	205	0	205	36	132	117
Other	25	40	2	42	8	32	35
Total	109	555	5	560		475	194

WALDO

<u>Class Of Charge</u>	<u>Pending Begin- ning of Year</u>	<u>Filings</u>	<u>Refilings²</u>	<u>Total Filings & Refilings</u>	<u>Total Percent of Caseload</u>	<u>Dispositions</u>	<u>Pending End of Year</u>
A	1	2	0	2	1	7	4
B	16	32	0	32	15	32	16
C	8	33	0	33	16	28	13
D	16	41	0	41	20	37	20
E	36	26	0	26	12	34	28
Title 29	0	62	0	62	30	55	7
Other	2	11	3	14	7	5	11
Total	79	207	3	210		198	91

WASHINGTON

-61-

A	1	5	1	6	2	6	1
B	6	37	0	37	13	31	12
C	8	51	1	52	18	43	17
D	11	61	0	61	21	50	22
E	6	26	0	26	9	22	10
Title 29	7	66	0	66	23	47	26
Other	4	44	1	45	15	31	18
Total	43	290	3	293		230	106

YORK

A	3	28	0	28	4	32	1
B	11	100	1	101	14	78	34
C	36	117	4	121	17	127	30
D	25	131	1	132	19	104	53
E	15	73	2	75	11	89	1
Title 29	38	219	2	221	31	168	91
Other	7	24	0	24	3	21	10
Total	135	692	10	702		619	218

TABLE 8

CRIMINAL FILINGS & DISPOSITIONS
BY TYPE OF CASE
1978STATEWIDE

<u>Type of Case</u>	<u>Total Filings and Refilings¹ 1977</u>	<u>Percent of Total Caseload</u>	<u>Total Filings and Refilings¹ 1978</u>	<u>Percent of Total Caseload</u>	<u>Percent Change</u>	<u>Total Disposi- tions 1977</u>	<u>Total Disposi- tions 1978</u>	<u>Percent Change</u>
Bail Review	172	2	251	3	45	157	255	62
Transfer	2777	36	2677	36	- 3	2276	2612	14
Appeal	1023	13	925	12	- 9	841	900	7
Boundover	619	8	347	5	-43	543	450	- 17
Indictment	2579	33	2452	33	- 4	2108	2275	7
Information	460	6	544	7	18	437	549	25
Juvenile Appeal	124	2	128	2	3	100	106	6
Other	46	1	117	2	54	36	76	11
Total	7800		7441		- 5	6498	7223	11

¹Refilings are cases in which additional action is taken after judgement is entered.

CONTINUED

1 OF 4

<u>ANDROSCOGGIN</u>								
Type of Case	Total Filings and Refilings ¹ 1977	Percent of Total Caseload	Total Filings and Refilings ¹ 1978	Percent of Total Caseload	Percent Change	Total Disposi- tions 1977	Total Disposi- tions 1978	Percent Change
Bail Review	10	-60	4	1	-60	10	4	-60
Transfer	103	18	122	25	18	75	124	65
Appeal	57	13	28	6	-50	44	34	-22
Boundover	27	6	20	4	-25	12	26	16
Indictment	202	46	266	55	31	202	195	- 3
Information	31	7	32	7	3	30	32	6
Juvenile Appeal	10	2	6	1	-40	5	5	---
Other	3	1	2	1	-33	2	2	---
Total	443		480		8	380	422	10
<u>AROOSTOOK</u>								
Bail Review	31	3	34	4	9	29	34	17
Transfer	525	50	399	47	-24	425	473	11
Appeal	104	10	93	11	-10	86	101	17
Boundover	139	13	63	7	-54	139	70	-49
Indictment	173	16	184	22	6	141	152	7
Information	58	8	66	8	13	55	68	23
Juvenile Appeal	24	2	10	1	-58	25	7	-72
Other	1	10	3	---	---	1	3	---
Total	1055		852		-19	901	908	1
<u>CUMBERLAND</u>								
Bail Review	63	5	87	7	38	61	87	42
Transfer	348	28	371	29	6	217	336	54
Appeal	176	14	165	13	- 6	118	152	28
Boundover	42	3	19	1	-54	60	31	-48
Indictment	491	39	471	37	- 4	383	421	9
Information	83	7	107	8	28	78	113	44
Juvenile Appeal	34	3	19	1	-44	20	29	45
Other	17	1	37	3	17	18	24	33
Total	1254		1276		1	955	1193	25

<u>FRANKLIN</u> <u>Type of Case</u>	Total Filings and Refilings ¹ 1977	Percent of Total Caseload	Total Filings and Refilings ¹ 1978	Percent of Total Caseload	Percent Change	Total Disposi- tions 1977	Total Disposi- tions 1978	Percent Change
Bail Review	4	2	19	6	75	4	19	75
Transfer	104	50	137	46	31	63	143	26
Appeal	44	21	47	16	6	37	55	48
Boundover	8	4	10	3	25	7	6	-14
Indictment	24	12	44	15	83	52	39	-25
Information	19	9	38	13	---	19	37	94
Juvenile Appeal	5	2	5	2	---	3	8	66
Other	0	---	0	---	---	0	0	---
Total	208		300		44	185	307	66
<u>HANCOCK</u>								
Bail Review	1	---	1	---	---	1	1	---
Transfer	285	59	106	50	-62	265	170	-35
Appeal	51	11	24	11	-52	16	32	---
Boundover	16	3	7	3	-56	15	7	-53
Indictment	69	14	49	23	-28	58	47	-18
Information	47	10	12	6	-74	41	13	-68
Juvenile Appeal	6	1	1	---	-83	5	1	-80
Other	5	1	12	6	40	5	7	40
Total	480		212		-56	406	278	-31
<u>KENNEBEC</u>								
Bail Review	34	5	41	5	20	25	46	84
Transfer	143	19	178	23	24	102	150	47
Appeal	67	9	73	9	8	74	63	-14
Boundover	45	6	22	3	-51	52	30	-42
Indictment	409	55	397	52	-02	300	411	37
Information	35	5	47	6	34	32	46	43
Juvenile Appeal	7	1	6	1	-14	8	2	-75
Other	1	---	6	1	---	1	2	---
Total	741		770		3	594	750	26

-65-

<u>KNOX</u>	Total Filings and Refilings ¹ 1977	Percent of Total Caseload	Total Filings and Refilings ¹ 1978	Percent of Total Caseload	Percent Change	Total Disposi- tions 1977	Total Disposi- tions 1978	Percent Change
Type of Case								
Bail Review	3	1	4	1	33	3	4	33
Transfer	45	16	90	32	---	40	75	87
Appeal	81	30	61	22	-24	63	60	- 4
Boundover	46	17	27	8	-41	28	33	17
Indictment	83	30	76	27	- 8	57	79	38
Information	5	2	10	4	---	5	10	---
Juvenile Appeal	6	2	6	2	---	7	1	-85
Other	4	1	3	1	-25	2	1	-50
Total	273		277		1	205	263	28
<u>LINCOLN</u>								
Bail Review	1	1	2	1	---	1	2	---
Transfer	31	18	34	18	9	35	39	11
Appeal	69	41	52	28	-24	64	52	-18
Boundover	8	5	13	7	62	8	12	50
Indictment	44	26	64	34	45	32	63	96
Information	5	3	9	5	80	3	11	66
Juvenile Appeal	10	6	9	5	-10	8	10	25
Other	1	1	4	2	---	1	0	---
Total	169		187		10	152	189	24
<u>OXFORD</u>								
Bail Review	1	1	3	1	---	1	3	---
Transfer	86	27	94	33	9	62	112	80
Appeal	39	12	33	11	-15	27	40	48
Boundover	52	16	19	7	-63	49	28	-42
Indictment	94	30	87	30	- 7	77	85	10
Information	40	13	43	15	7	39	41	5
Juvenile Appeal	4	1	9	3	25	3	5	66
Other	0	---	0	---	---	0	0	---
Total	316		288		- 9	258	314	22

<u>PENOBSCOT</u>	Total Filings and Refilings ¹ 1977	Percent of Total Caseload	Total Filings and Refilings ¹ 1978	Percent of Total Caseload	Percent Change	Total Disposi- tions 1977	Total Disposi- tions 1978	Percent Change
Type of Case								
Bail Review	9	1	37	5	11	8	38	75
Transfer	374	43	326	42	-12	324	335	3
Appeal	89	10	110	14	23	89	94	5
Boundover	47	5	22	3	-53	39	28	-28
Indictment	332	38	220	28	-33	288	265	-7
Information	18	2	20	3	11	15	21	40
Juvenile Appeal	0	---	33	4	---	00	15	---
Other	1	---	12	2	---	00	2	---
Total	870		780		-10	763	798	4
<u>PISCATAQUIS</u>								
Bail Review	1	1	1	1	---	1	1	---
Transfer	79	61	56	46	-29	70	71	1
Appeal	5	4	6	5	20	4	7	75
Boundover	9	7	12	10	33	9	13	44
Indictment	24	19	36	30	50	13	25	92
Information	5	4	5	4	---	6	5	-16
Juvenile Appeal	1	1	6	5	---	0	7	---
Other	5	4	0	---	---	2	2	---
Total	129		122		-5	105	131	24
<u>SAGADAHOC</u>								
Bail Review	0	---	0	---	---	0	0	---
Transfer	38	21	22	13	-42	35	23	-34
Appeal	64	36	63	39	-1	52	69	32
Boundover	31	18	17	10	-45	20	27	35
Indictment	23	13	44	27	91	25	26	4
Information	18	10	12	7	-33	18	12	-33
Juvenile Appeal	2	1	3	2	50	2	1	-50
Other	1	1	2	1	---	1	2	---
Total	177		163		-7	153	160	4

<u>SOMERSET</u> Type of Case	Total Filings and Refilings ¹ 1977	Percent of Total Caseload	Total Filings and Refilings ¹ 1978	Percent of Total Caseload	Percent Change	Total Dispo- sitions 1977	Total Dispo- sitions 1978	Percent Change
Bail Review	5	1	9	2	80	5	7	40
Transfer	236	40	295	52	25	216	192	-11
Appeal	48	8	29	5	-39	48	24	-50
Boundover	14	2	20	4	42	9	20	22
Indictment	267	45	161	28	-39	192	185	-3
Information	24	4	38	7	58	23	38	65
Juvenile Appeal	1	---	5	1	---	0	4	---
Other	2	---	12	2	---	0	9	---
Total	597	---	569	---	-4	493	479	-3
<u>WALDO</u>								
Bail Review	6	2	2	1	-66	5	2	-60
Transfer	76	31	98	47	28	85	85	---
Appeal	21	9	16	8	-28	20	20	---
Boundover	37	15	18	9	-51	25	33	32
Indictment	81	33	52	25	-35	78	35	-55
Information	16	7	17	8	6	17	17	---
Juvenile Appeal	6	2	0	---	---	6	0	---
Other	0	---	7	3	---	0	5	---
Total	243	---	210	---	-13	236	197	-16
<u>WASHINGTON</u>								
Bail Review	1	---	1	---	---	1	1	---
Transfer	65	31	98	37	50	45	69	53
Appeal	39	19	65	25	66	33	48	45
Boundover	18	9	11	4	-38	7	16	28
Indictment	72	34	62	24	-13	50	51	2
Information	8	4	16	6	---	7	17	42
Juvenile Appeal	3	1	1	---	-66	2	2	---
Other	3	1	9	3	---	1	11	---
Total	209	---	263	---	25	146	215	47

-89-

<u>YORK</u> <u>Type of Case</u>	<u>Total Filings and Refilings¹ 1977</u>	<u>Percent of Total Caseload</u>	<u>Total Filings and Refilings¹ 1978</u>	<u>Percent of Total Caseload</u>	<u>Percent Change</u>	<u>Total Disposi- tions 1977</u>	<u>Total Disposi- tions 1978</u>	<u>Percent Change</u>
Bail Review	2	---	6	1	---	2	6	---
Transfer	239	38	251	36	5	217	215	---
Appeal	69	11	60	9	-13	66	49	-25
Boundover	80	13	47	7	-41	64	70	9
Indictment	191	30	239	35	25	160	196	22
Information	48	8	72	10	50	49	68	38
Juvenile Appeal	5	11	9	1	80	6	9	50
Other	2	---	8	1	---	2	6	---
Total	636		692		9	566	619	9

TABLE 9
CRIMINAL TRIALS
BY TYPE OF CASE
1978

STATEWIDE							
Type of Case	Total Dispositions	Number of Jury Trials	Total Number Jury Trial days	Percent Disposed by Jury Trial	Number of Jury Waived Trials	Total Number Jury Waived Trial Days	Percent Disposed by Jury Waived Trials
Bail Review	255						
Transfer	2,614	127	148.0	4	80	55.5	3
Appeal	900	95	102.5	10	69	68.0	7
Boundover	455	31	53.5	6	16	9.0	3
Indictment	2,401	247	434.5	10	59	41.5	2
Information	558	5	6.5	---	3	2.0	---
Juvenile Appeal	107	1	1.0	---	6	3.0	5
Other	77	1	5.0	1	1	.5	1
Total	7,366	507	751.0	7	234	179.5	3
ANDROSCOGGIN							
Bail Review	4						
Transfer	124	6	7.0	4	5	5.0	4
Appeal	34	2	2.0	5	3	3.0	8
Boundover	27	3	5.0	11	0	0	---
Indictment	211	13	18.0	6	1	1.0	---
Information	33	0	0	---	0	0	---
Juvenile Appeal	5	0	0	---	0	0	---
Ocher	2	0	0	---	0	0	---
Total	440	24	32.0	5	9	9.0	2

<u>AROOSTOOK</u>							
Type of Case	Total Dispositions	Number of Jury Trials	Total Number Jury Trial Days	Percent Disposed by Jury Trial	Number of Jury Waived Trials	Total Number Jury Waived Trial Days	Percent Disposed by Jury Waived Trials
Bail Review	34						
Transfer	473	12	13.0	2	8	5.5	1
Appeal	101	2	2.0	1	9	6.0	8
Boundover	70	1	1.0	1	10	6.0	14
Indictment	152	7	7.0	4	10	7.0	6
Information	69	0	0	---	0	0	---
Juvenile Appeal	7	0	0	---	0	0	---
Other	3	0	0	---	0	0	---
Total	909	22	23.0	2	37	24.5	4
<u>CUMBERLAND</u>							
Bail Review	87						
Transfer	336	8	10.0	2	5	8.0	1
Appeal	152	18	24.0	11	7	8.5	4
Boundover	32	53	0	---	0	0	---
Indictment	502	0	115.0	10	12	8.0	2
Information	118	1	.5	---	0	0	---
Juvenile Appeal	29	0	0	---	0	0	---
Other	24	1	5.0	4	1	.5	4
Total	1,280	81	154.5	6	25	25.0	1

<u>FRANKLIN</u>							
Type of Case	Total Dispositions	Number of Jury Trials	Total Number Jury Trial Days	Percent Disposed by Jury Trial	Number of Jury Waived Trials	Total Number Jury Waived Trial Days	Percent Disposed by Jury Waived Trials
Bail Review	19						
Transfer	143	9	9.5		9	4.5	6
Appeal	55	8	9.5	6	3	2.0	5
Boundover	6	0	0	14	0	0	---
Indictment	40	4	6.0	---	2	1.0	5
Information	38	1	3.0	10	0	0	0
Juvenile Appeal	8	0	0	2	4	2.0	50
Other	0	0	0	---	0	0	0
Total	309	22	28.0	7	18	9.5	5
<u>HANCOCK</u>							
Bail Review	1						
Transfer	170	13	7.5		5	2.5	2
Appeal	32	1	1.5	7	3	1.5	9
Boundover	7	2	4.5	3	0	0	---
Indictment	51	5	6.0	28	1	.5	1
Information	14	1	1.0	9	0	0	---
Juvenile Appeal	1	0	0	7	0	0	---
Other	7	0	0	---	0	0	---
Total	283	22	20.5	7	9	4.5	3

KENNEBEC							
Type of Case	Total Dispositions	Number of Jury Trials	Total Number Jury Trial Days	Percent Disposed by Jury Trial	Number of Jury Waived Trials	Total Number Jury Waived Trial Days	Percent Disposed by Jury Waived Trials
Bail Review	46						
Transfer	150	8	8.5	5	2	2.0	1
Appeal	63	18	17.5	28	1	.5	1
Boundover	30	2	1.5	3	0	0	---
Indictment	411	43	50.5	12	6	5.0	1
Information	46	0	0	---	1	1.0	2
Juvenile Appeal	2	0	0	---	0	0	---
Other	2	0	0	---	0	0	---
Total	750	71	78.0	9	10	8.5	1
KNOX							
Bail Review	4						
Transfer	75	2	1.5	2	5	2.5	6
Appeal	60	1	1.0	1	3	1.5	5
Boundover	33	7	15.5	21	1	.5	3
Indictment	79	7	18.0	8	5	2.5	6
Information	10	1	1.0	10	0	0	---
Juvenile Appeal	1	0	0	---	0	0	---
Other	1	0	0	---	0	0	---
Total	263	18	37.0	6	14	7.0	5

<u>LINCOLN</u>							
Type of Case	Total Dispositions	Number of Jury Trials	Total Number Jury Trial Days	Percent Disposed by Jury Trial	Number of Jury Waived Trials	Total Number Jury Waived Trial Days	Percent Disposed by Jury Waived Trials
Bail Review	2						
Transfer	34	9	6.5	23	9	13.5	17
Appeal	52	9	8.0	17	2	1.0	16
Boundover	12	1	1.0	8	2	1.0	3
Indictment	63	13	19.0	20	0	0	---
Information	11	1	1.0	9	0	0	---
Juvenile Appeal	10	0	0	---	2	1.0	20
Other	0	0	0	---	0	0	---
Total	189	33	35.5	17	15	16.5	7
<u>OXFORD</u>							
Bail Review	3						
Transfer	112	3	2.5	2	1	.5	---
Appeal	40	3	4.0	7	0	0	---
Boundover	28	0	0	---	1	.5	3
Indictment	86	7	25.5	8	1	1.0	1
Information	41	0	0	---	0	0	---
Juvenile Appeal	5	0	0	---	0	0	---
Other	0	0	0	---	0	0	---
Total	315	13	32.0	4	3	2.0	---

<u>PENOBSCOT</u>							
<u>Type of Case</u>	<u>Total Dispositions</u>	<u>Number of Jury Trials</u>	<u>Total Number Jury Trial Days</u>	<u>Percent Disposed by Jury Trial</u>	<u>Number of Jury Waived Trials</u>	<u>Total Number Jury Waived Trial Days</u>	<u>Percent Disposed by Jury Waived Trials</u>
Bail Review	38						
Transfer	335	12	10.0	3	24	15.0	7
Appeal	94	8	6.5	8	14	13.0	14
Boundover	28	2	2.0	7	1	.5	3
Indictment	275	43	58.0	7	11	7.0	4
Information	21	0	0	---	1	.5	4
Juvenile Appeal	15	0	0	---	0	0	---
Other	2	0	0	---	0	0	---
Total	808	65	76.5	8	51	36.0	6
<u>PISCATAQUIS</u>							
Bail Review	1						
Transfer	71	7	16.0	9	3	1.5	4
Appeal	7	0	---	---	1	.5	14
Boundover	13	1	2.0	7	1	.5	7
Indictment	25	1	1.0	4	0	0	---
Information	5	0	0	---	1	.5	20
Juvenile Appeal	7	1	1.0	14	0	0	---
Other	2	0	0	---	0	0	---
Total	131	10	20.0	7	6	3.0	4

<u>SAGADAHOC</u>							
Type of Case	Total Dispositions	Number of Jury Trials	Total Number Jury Trial Days	Percent Disposed by Jury Trial	Number of Jury Waived Trials	Total Number Jury Waived Trial Days	Percent Disposed by Jury Waived Trials
Bail Review	23						
Transfer	69	0	0	---	1	.5	4
Appeal	27	9	8.5	13	7	4.0	10
Boundover	26	4	3.5	14	0	0	---
Indictment	12	2	6.0	7	1	.5	3
Information	1	0	0	---	0	0	---
Juvenile Appeal	2	0	0	---	0	0	---
Other	0	0	0	---	0	0	---
Total	160	15	18.0	9	9	5.0	5
<u>SOMERSET</u>							
Bail Review	7						
Transfer	192	7	9.5	3	7	4.5	3
Appeal	24	3	3.5	12	0	0	---
Boundover	20	1	3.0	5	0	0	---
Indictment	186	10	26.0	5	1	1.0	---
Information	38	0	0	---	0	0	---
Juvenile Appeal	4	0	0	---	0	0	---
Other	9	0	0	---	0	0	---
Total	480	21	42.0	4	8	5.5	1

WALDO

Type of Case

	Total Dispositions	Number of Jury Trials	Total Number Jury Trial Days	Percent Disposed by Jury Trial	Number of Jury Waived Trials	Total Number Jury Waived Trial Days	Percent Disposed by Jury Waived Trials
Bail Review	2						
Transfer	87	10	10.0	11	0	0	---
Appeal	20	2	3.0	10	0	0	---
Boundover	33	2	3.0	---	0	0	---
Indictment	35	9	13.0	25	2	3.0	---
Information	17	0	0	---	0	0	5
Juvenile Appeal	0	0	0	---	0	0	---
Other	5	0	0	---	0	0	---
Total	199	23	29.0	11	2	3.0	1

WASHINGTON

	Total Dispositions	Number of Jury Trials	Total Number Jury Trial Days	Percent Disposed by Jury Trial	Number of Jury Waived Trials	Total Number Jury Waived Trial Days	Percent Disposed by Jury Waived Trials
Bail Review	1						
Transfer	69	2	2.0	2	3	2.0	4
Appeal	48	4	4.0	8	4	11.0	8
Boundover	19	0	0	9	0	0	---
Indictment	63	12	32.5	19	4	3.0	6
Information	17	0	0	---	0	0	---
Juvenile Appeal	2	0	0	---	0	0	---
Other	12	0	0	---	0	0	---
Total	231	18	38.5	7	11	16.0	4

YORK							
Type of Case							
Bail Review	6	Total Dispositions	Number of Jury Trials	Total Number Jury Trial Days	Percent Disposed by Jury Trial	Number of Jury Waived Trials	Total Number Jury Waived Trial Days
Transfer	215		19	34.5	8	2	1.5
Appeal	49		7	7.5	14	5	3.0
Boundover	70		6	12.0	8	0	0
Indictment	169		17	32.5	8	0	0
Information	68		0	0	---	0	0
Juvenile Appeal	9		0	0	---	0	0
Other	6		0	0	---	0	0
Total	619		49	86.5	7	7	4.5
							1

Percent Disposed by Jury Waived Trials

TABLE 10
CRIMINAL CASEFLOW TIME REPORT
BY TYPE OF FILING¹
1978

<u>STATEWIDE</u>	<u>Indictments</u>	<u>Information</u>
Filing to 1st Appearance		
0-30 Days	1,715	525
31-60 Days	102	7
61-90 Days	55	5
91-120 Days	59	2
121-Up Days	130	9
Average Days	33	7
1st Appearance to Guilty Plea		
0-30 Days	260	505
31-60 Days	230	3
61-90 Days	153	1
91-120 Days	144	1
121-Up Days	267	5
Average Days	87	3
1st Appearance to Jury Trial		
0-30 Days	19	4
31-60 Days	30	0
61-90 Days	33	1
91-120 Days	39	0
121-Up Days	105	0
Average Days	136	15
1st Appearance to Jury Waived Trial		
0-30 Days	6	3
31-60 Days	5	1
61-90 Days	3	0
91-120 Days	10	0
121-Up Days	29	0
Average Days	154	13

¹By Defendant

	<u>Indictments</u>	<u>Information</u>
All 1st Appearances to Dispositions		
0-30 Days	407	528
31-60 Days	382	6
61-90 Days	279	3
91-120 Days	250	1
121-Up Days	743	10
Average Days	117	6
ANDROSCOGGIN		
Filing to 1st Appearance		
0-30 Days	140	33
31-60 Days	9	0
61-90 Days	7	0
91-120 Days	4	0
121-Up Days	2	0
Average Days	17	0
1st Appearance to Guilty Plea		
0-30 Days	15	32
31-60 Days	18	0
61-90 Days	19	0
91-120 Days	23	0
121-Up Days	41	0
Average Days	107	2
1st Appearance to Jury Trial		
0-30 Days	0	0
31-60 Days	2	0
61-90 Days	0	0
91-120 Days	3	0
121-Up Days	6	0
Average Days	154	0
1st Appearance to Jury Waived Trial		
0-30 Days	0	0
31-60 Days	0	0
61-90 Days	1	0
91-120 Days	0	0
121-Up Days	0	0
Average Days	66	0

	<u>Indictments</u>	<u>Information</u>
All 1st Appearances to Dispositions		
0-30 Days	18	32
31-60 Days	26	0
61-90 Days	24	0
91-120 Days	30	0
121-Up Days	64	1
Average Days	122	9
AROOSTOOK		
Filing to 1st Appearance		
0-30 Days	66	60
31-60 Days	11	4
61-90 Days	11	2
91-120 Days	3	0
121-Up Days	20	3
Average Days	96	15
1st Appearance to Guilty Plea		
0-30 Days	9	65
31-60 Days	6	0
61-90 Days	5	0
91-120 Days	5	0
121-Up Days	14	1
Average Days	113	6
1st Appearance to Jury Trial		
0-30 Days	0	0
31-60 Days	0	0
61-90 Days	1	0
91-120 Days	3	0
121-Up Days	3	0
Average Days	216	0
1st Appearance to Jury Waived Trial		
0-30 Days	0	0
31-60 Days	0	0
61-90 Days	0	0
91-210 Days	1	0
121-Up Days	6	0
Average Days	232	0

	<u>Indictments</u>	<u>Information</u>
All 1st Appearances to Dispositions		
0-30 Days	24	67
31-60 Days	12	1
61-90 Days	12	0
91-120 Days	14	0
121-Up Days	49	1
Average Days	123	6
CUMBERLAND		
Filing to 1st Appearance		
0-30 Days	373	109
31-60 Days	13	0
61-90 Days	4	1
91-120 Days	0	1
121-Up Days	29	2
Average Days	30	7
1st Appearance to Guilty Plea		
0-30 Days	31	103
31-60 Days	26	1
61-90 Days	30	0
91-120 Days	41	0
121-Up Days	75	0
Average Days	106	0
1st Appearance to Jury Trial		
0-30 Days	3	1
31-60 Days	8	0
61-90 Days	3	0
91-120 Days	7	0
121-Up Days	29	0
Average Days	151	0
1st Appearance to Jury Waived Trial		
0-30 Days	0	0
31-60 Days	2	0
61-90 Days	0	0
91-120 Days	3	0
121-Up Days	7	0
Average Days	123	0

	<u>Indictments</u>	<u>Information</u>
All 1st Appearances to Dispositions		
0-30 Days	54	109
31-60 Days	53	1
61-90 Days	52	1
91-120 Days	64	0
121-Up Days	196	2
Average Days	132	5

FRANKLIN

Filing to 1st Appearance

0-30 Days	31	36
31-60 Days	3	0
61-90 Days	0	1
91-120 Days	0	0
121-Up Days	2	0
Average Days	16	1

1st Appearance to Guilty Plea

0-30 Days	3	34
31-60 Days	2	0
61-90 Days	0	0
91-120 Days	3	0
121-Up Days	2	0
Average Days	79	0

1st Appearance to Jury Trial

0-30 Days	0	1
31-60 Days	0	0
61-90 Days	0	0
91-120 Days	1	0
121-Up Days	3	0
Average Days	141	0

1st Appearance to Jury Waived Trial

0-30 Days	0	0
31-60 Days	1	0
61-90 Days	0	0
91-120 Days	0	0
121-Up Days	0	0
Average Days	39	0

	<u>Indictments</u>	<u>Information</u>
All 1st Appearances to Dispositions		
0-30 Days	5	37
31-60 Days	11	0
61-90 Days	4	0
91-120 Days	4	0
121-Up Days	12	0
Average Days	145	0

HANCOCK

Filing to 1st Appearance

0-30 Days	36	13
31-60 Days	1	0
61-90 Days	1	0
91-120 Days	3	1
121-Up Days	4	0
Average Days	44	7

1st Appearance to Guilty Plea

0-30 Days	7	12
31-60 Days	2	0
61-90 Days	3	0
91-120 Days	2	0
121-Up Days	17	1
Average Days	147	9

1st Appearance to Jury Trial

0-30 Days	0	0
31-60 Days	0	0
61-90 Days	0	1
91-120 Days	1	0
121-Up Days	4	0
Average Days	156	79

1st Appearance to Jury Waived Trial

0-30 Days	1	0
31-60 Days	0	0
61-90 Days	0	0
91-120 Days	0	0
121-Up Days	0	0
Average Days	0	0

	<u>Indictments</u>	<u>Information</u>
All 1st Appearances to Dispositions		
0-30 Days	11	12
31-60 Days	2	0
61-90 Days	4	0
91-120 Days	3	0
121-Up Days	25	2
Average Days	154	40
<u>KENNEBEC</u>		
Filing to 1st Appearance		
0-30 Days	319	43
31-60 Days	13	0
61-90 Days	9	0
91-120 Days	3	0
121-Up Days	23	2
Average Days	42	20
1st Appearance to Guilty Plea		
0-30 Days	47	40
31-60 Days	44	0
61-90 Days	25	0
91-120 Days	20	0
121-Up Days	42	0
Average Days	87	1
1st Appearance to Jury Trial		
0-30 Days	6	0
31-60 Days	8	0
61-90 Days	8	0
91-120 Days	8	0
121-Up Days	11	0
Average Days	95	0
1st Appearance to Jury Waived Trial		
0-30 Days	0	1
31-60 Days	0	0
61-90 Days	0	0
91-120 Days	1	0
121-Up Days	3	0
Average Days	185	0

	<u>Indictments</u>	<u>Information</u>
All 1st Appearances to Dispositions		
0-30 Days	79	44
31-60 Days	75	0
61-90 Days	51	1
91-120 Days	36	0
121-Up Days	126	0
Average Days	134	3
<u>KNOX</u>		
Filing to 1st Appearance		
0-30 Days	59	9
31-60 Days	4	0
61-90 Days	0	0
91-120 Days	0	0
121-Up Days	5	1
Average Days	29	41
1st Appearance to Guilty Plea		
0-30 Days	5	9
31-60 Days	3	0
61-90 Days	13	0
91-120 Days	2	0
121-Up Days	15	0
Average Days	115	0
1st Appearance to Jury Trial		
0-30 Days	1	1
31-60 Days	0	0
61-90 Days	3	0
91-120 Days	1	0
121-Up Days	2	0
Average Days	109	0
1st Appearance to Jury Waived Trial		
0-30 Days	0	0
31-60 Days	0	0
61-90 Days	0	0
91-120 Days	5	0
121-Up Days	5	0
Average Days	218	0

	<u>Indictments</u>	<u>Information</u>
All 1st Appearances to Dispositions		
0-30 Days	6	10
31-60 Days	10	0
61-90 Days	19	0
91-120 Days	3	0
121-Up Days	30	0
Average Days	137	0
<u>LINCOLN</u>		
Filing to 1st Appearance		
0-30 Days	51	9
31-60 Days	0	1
61-90 Days	2	0
91-120 Days	1	0
121-Up Days	1	0
Average Days	11	4
1st Appearance to Guilty Plea		
0-30 Days	7	9
31-60 Days	2	0
61-90 Days	8	0
91-120 Days	2	0
121-Up Days	3	0
Average Days	67	0
1st Appearance to Jury Trial		
0-30 Days	0	1
31-60 Days	1	0
61-90 Days	4	0
91-120 Days	3	0
121-Up Days	4	0
Average Days	125	0
1st Appearance to Jury Waived Trial		
0-30 Days	1	0
31-60 Days	0	0
61-90 Days	0	0
91-120 Days	1	0
121-Up Days	0	0
Average Days	70	0

	<u>Indictments</u>	<u>Information</u>
All 1st Appearances to Dispositions		
0-30 Days	14	10
31-60 Days	6	0
61-90 Days	12	0
91-120 Days	6	0
121-Up Days	17	0
Average Days	89	0
<u>OXFORD</u>		
Filing to 1st Appearance		
0-30 Days	46	40
31-60 Days	3	1
61-90 Days	1	0
91-120 Days	4	0
121-Up Days	10	0
Average Days	54	1
1st Appearance to Guilty Plea		
0-30 Days	26	39
31-60 Days	5	2
61-90 Days	0	0
91-120 Days	6	0
121-Up Days	11	0
Average Days	64	1
1st Appearance the Jury Trial		
0-30 Days	1	0
31-60 Days	0	0
61-90 Days	0	0
91-120 Days	1	0
121-Up Days	3	0
Average Days	230	0
1st Appearance to Jury Waived Trial		
0-30 Days	0	0
31-60 Days	1	0
61-90 Days	0	0
91-120 Days	0	0
121-Up Days	0	0
Average Days	60	0

	<u>Indictments</u>	<u>Information</u>
All 1st Appearances to Dispositions		
0-30 Days	28	39
31-60 Days	6	2
61-90 Days	1	0
91-120 Days	8	0
121-Up Days	21	0
Average Days	92	2
<u>PENOBSCOT</u>		
Filing to 1st Appearance		
0-30 Days	208	20
31-60 Days	17	0
61-90 Days	10	0
91-120 Days	9	0
121-Up Days	8	1
Average Days	21	13
1st Appearance to Guilty Plea		
0-30 Days	43	17
31-60 Days	45	0
61-90 Days	21	0
91-120 Days	15	0
121-Up Days	15	2
Average Days	61	24
1st Appearance to Jury Trial		
0-30 Days	5	0
31-60 Days	4	0
61-90 Days	7	0
91-120 Days	5	0
121-Up Days	19	0
Average Days	132	0
1st Appearance to Jury Waived Trial		
0-30 Days	3	0
31-60 Days	1	1
61-90 Days	2	0
91-120 Days	2	0
121-Up Days	3	0
Average Days	107	52

	<u>Indictments</u>	<u>Information</u>
All 1st Appearances to Dispositions		
0-30 Days	60	17
31-60 Days	63	1
61-90 Days	39	0
91-120 Days	32	0
121-Up Days	58	3
Average Days	93	35
<u>PISCATAQUIS</u>		
Filing to 1st Appearance		
0-30 Days	13	4
31-60 Days	2	0
61-90 Days	1	1
91-120 Days	0	0
121-Up Days	5	0
Average Days	54	14
1st Appearance to Guilty Plea		
0-30 Days	3	3
31-60 Days	3	0
61-90 Days	2	0
91-120 Days	0	0
121-Up Days	0	0
Average Days	32	0
1st Appearance to Jury Trial		
0-30 Days	0	0
31-60 Days	0	0
61-90 Days	0	0
91-120 Days	1	0
121-Up Days	0	0
Average Days	120	0
1st Appearance to Jury Waived Trial		
0-30 Days	0	1
31-60 Days	0	0
61-90 Days	0	0
91-120 Days	0	0
121-Up Days	0	0
Average Days	0	0

	<u>Indictments</u>	<u>Information</u>
All 1st Appearances to Dispositions		
0-30 Days	7	5
31-60 Days	5	0
61-90 Days	5	0
91-120 Days	1	0
121-Up Days	3	0
Average Days	64	0

SAGADAHOC

Filing to 1st Appearance		
0-30 Days	19	12
31-60 Days	2	0
61-90 Days	0	0
91-120 Days	0	0
121-Up Days	1	0
Average Days	14	0

1st Appearance to Guilty Plea		
0-30 Days	2	12
31-60 Days	3	0
61-90 Days	3	0
91-120 Days	0	0
121-Up Days	1	0
Average Days	69	0

1st Appearance to Jury Trial		
0-30 Days	0	0
31-60 Days	0	0
61-90 Days	0	0
91-120 Days	2	0
121-Up Days	0	0
Average Days	107	0

1st Appearance to Jury Waived Trial		
0-30 Days	1	1
31-60 Days	0	0
61-90 Days	0	0
91-120 Days	0	0
121-Up Days	0	0
Average Days	0	0

	<u>Indictments</u>	<u>Information</u>
All 1st Appearances to Dispositions		
0-30 Days	4	12
31-60 Days	6	0
61-90 Days	6	0
91-120 Days	2	0
121-Up Days	4	0
Average Days	76	0

SOMERSET

Filing to 1st Appearance		
0-30 Days	130	37
31-60 Days	14	1
61-90 Days	6	0
91-120 Days	27	0
121-Up Days	7	0
Average Days	38	1

1st Appearance to Guilty Plea		
0-30 Days	48	32
31-60 Days	47	0
61-90 Days	11	1
91-120 Days	9	1
121-Up Days	8	0
Average Days	50	5

1st Appearance to Jury Trial		
0-30 Days	1	0
31-60 Days	3	0
61-90 Days	2	0
91-120 Days	0	0
121-Up Days	4	0
Average Days	94	0

1st Appearance to Jury Waived Trial		
0-30 Days	0	0
31-60 Days	0	0
61-90 Days	0	0
91-120 Days	0	0
121-Up Days	1	0
Average Days	162	0

	<u>Indictments</u>	<u>Information</u>
All 1st Appearances to Dispositions		
0-30 Days	3	15
31-60 Days	7	0
61-90 Days	3	0
91-120 Days	4	0
121-Up Days	12	0
Average Days	131	0
<u>WASHINGTON</u>		
Filing to 1st Appearance		
0-30 Days	50	17
31-60 Days	0	0
61-90 Days	0	0
91-120 Days	0	0
121-Up Days	3	0
Average Days	20	0
1st Appearance to Guilty Plea		
0-30 Days	8	16
31-60 Days	2	0
61-90 Days	0	0
91-120 Days	1	0
121-Up Days	10	0
Average Days	104	7
1st Appearance to Jury Trial		
0-30 Days	0	0
31-60 Days	0	0
61-90 Days	0	0
91-120 Days	1	0
121-Up Days	7	0
Average Days	257	0
1st Appearance to Jury Waived Trial		
0-30 Days	0	0
31-60 Days	0	0
61-90 Days	0	0
91-120 Days	1	0
121-Up Days	3	0
Average Days	286	0

	<u>Indictments</u>	<u>Information</u>
All 1st Appearances to Dispositions		
0-30 Days	62	35
31-60 Days	61	1
61-90 Days	14	1
91-120 Days	13	1
121-Up Days	34	0
Average Days	72	6
<u>WALDO</u>		
Filing to 1st Appearance		
0-30 Days	27	15
31-60 Days	2	0
61-90 Days	0	0
91-120 Days	0	0
121-Up Days	0	0
Average Days	10	0
1st Appearance to Guilty Plea		
0-30 Days	1	14
31-60 Days	6	0
61-90 Days	3	0
91-120 Days	3	0
121-Up Days	5	0
Average Days	110	0
1st Appearance to Jury Trial		
0-30 Days	1	0
31-60 Days	1	0
61-90 Days	0	0
91-120 Days	0	0
121-Up Days	4	0
Average Days	113	0
1st Appearance to Jury Waived Trial		
0-30 Days	0	0
31-60 Days	0	0
61-90 Days	0	0
91-120 Days	1	0
121-Up Days	1	0
Average Days	218	0

	<u>Indictments</u>	<u>Information</u>
All 1st Appearances to Dispositions		
0-30 Days	11	16
31-60 Days	3	0
61-90 Days	1	0
91-120 Days	6	0
121-Up Days	32	1
Average Days	182	7

YORK

Filing to 1st Appearance

0-30 Days	147	68
31-60 Days	8	0
61-90 Days	3	0
91-120 Days	5	0
121-Up Days	10	0
Average Days	23	0

1st Appearance to Guilty Plea.

0-30 Days	5	68
31-60 Days	16	0
61-90 Days	10	0
91-120 Days	12	0
121-Up Days	8	0
Average Days	85	0

1st Appearance to Jury Trial

0-30 Days	0	0
31-60 Days	3	0
61-90 Days	5	0
91-120 Days	2	0
121-Up Days	6	0
Average Days	108	0

1st Appearance to Jury Waived Trial

0-30 Days	0	0
31-60 Days	0	0
61-90 Days	0	0
91-120 Days	0	0
121-Up Days	0	0
Average Days	0	0

	<u>Indictments</u>	<u>Information</u>
All 1st Appearances to Dispositions		
0-30 Days	21	68
31-60 Days	36	0
61-90 Days	32	0
91-120 Days	24	0
121-Up Days	60	0
Average Days	111	0

TABLE 11
CRIMINAL CASEFLOW
BY TYPE OF FILING¹

<u>STATEWIDE</u>	<u>Transfers</u>	<u>Appeals</u>	<u>Juvenile Appeals</u>
Filing to 1st Appearance			
0-30 days	436	154	35
31-60 days	461	166	20
61-90 days	366	132	21
91-120 days	272	69	9
121-Up days	669	237	7
Average Days	101	98	57
Filing to Guilty Plea			
0-30 Days	162	60	0
31-60 Days	256	82	2
61-90 Days	191	56	1
91-120 Days	155	23	3
121-Up Days	402	150	0
Average Days	110	113	82
Filing to Jury Trial			
0-30 Days	5	3	N/A
31-60 Days	25	11	N/A
61-90 Days	21	24	N/A
91-120 Days	15	11	N/A
121-Up Days	60	43	N/A
Average Days	137	142	N/A

¹By Defendant

STATEWIDE (Continued)

	<u>Transfers</u>	<u>Appeals</u>	<u>Juvenile Appeals</u>
Filing to Jury Waived Trial			
0-30 Days	5	6	N/A
31-60 Days	15	15	N/A
61-90 Days	12	15	N/A
91-120 Days	10	7	N/A
121-Up Days	36	24	N/A
Average Days	140	105	N/A
Filing to Disposition			
0-30 Days	286	97	32
31-60 Days	482	156	25
61-90 Days	366	150	23
91-120 Days	324	78	11
121-Up Days	1098	402	15
Average Days	136	131	73
<u>ANDROSCOGGIN</u>			
Filing to 1st Appearance			
0-30 Days	23	6	1
31-60 Days	6	2	0
61-90 Days	4	2	0
91-120 Days	8	1	2
121-Up Days	22	7	0
Average Days	84	84	66
Filing to Guilty Plea			
0-30 Days	13	1	0
31-60 Days	5	2	0
61-90 Days	0	2	0
91-120 Days	4	1	0
121-Up Days	12	4	0
Average Days	78	107	0

-86-

<u>ANDROSCOGGIN (Continued)</u>	<u>Transfers</u>	<u>Appeals</u>	<u>Juvenile Appeals</u>
Filing to Jury Trial			
0-30 Days	0	0	N/A
31-60 Days	0	0	N/A
61-90 Days	0	0	N/A
91-120 Days	3	0	N/A
121-Up Days	3	2	N/A
Average Days	176	155	N/A
Filing to Jury Waived Trial			
0-30 Days	0	1	N/A
31-60 Days	0	0	N/A
61-90 Days	0	0	N/A
91-120 Days	0	0	N/A
121-Up Days	4	2	N/A
Average Days	156	134	N/A
Filing to Disposition			
0-30 Days	17	2	1
31-60 Days	12	5	0
61-90 Days	2	3	0
91-120 Days	16	2	2
121-Up Days	71	21	2
Average Days	130	166	143
<u>AROOSTOOK</u>			
Filing to 1st Appearance			
0-30 Days	34	12	3
31-60 Days	108	25	4
61-90 Days	97	29	0
91-120 Days	102	9	0
121-Up Days	131	25	0
Average Days	107	88	29

AROOSTOOK (Continued)

	<u>Transfers</u>	<u>Appeals</u>	<u>Juvenile Appeals</u>
Filing to Guilty Plea			
0-30 Days	12	5	0
31-60 Days	37	7	0
61-90 Days	40	10	0
91-120 Days	49	6	0
121-Up Days	85	15	0
Average Days	120	106	0
Filing to Jury Trial			
0-30 Days	1	0	N/A
31-60 Days	1	2	N/A
61-90 Days	1	0	N/A
91-120 Days	1	0	N/A
121-Up Days	8	0	N/A
Average Days	163	47	N/A
Filing to Jury Waived Trial			
0-30 Days	2	0	N/A
31-60 Days	0	3	N/A
61-90 Days	0	3	N/A
91-120 Days	1	0	N/A
121-Up Days	6	3	N/A
Average Days	143	100	N/A
Filing to Disposition			
0-30 Days	25	7	1
31-60 Days	79	16	4
61-90 Days	70	23	0
91-120 Days	96	13	0
121-Up Days	203	41	2
Average Days	139	112	87

-100-

<u>CUMBERLAND</u>	<u>Transfers</u>	<u>Appeals</u>	<u>Juvenile Appeals</u>
Filing to 1st Appearance			
0-30 Days	10	7	0
31-60 Days	4	2	8
61-90 Days	4	2	12
91-120 Days	9	4	0
121-Up Days	152	75	3
Average Days	200	190	74
Filing to Guilty Plea			
0-30 Days	8	3	0
31-60 Days	4	1	0
61-90 Days	1	1	0
91-120 Days	7	0	0
121-Up Days	106	46	0
Average Days	198	207	0
Filing to Jury Trial			
0-30 Days	0	0	N/A
31-60 Days	0	0	N/A
61-90 Days	1	1	N/A
91-120 Days	0	0	N/A
121-Up Days	7	16	N/A
Average Days	231	258	N/A
Filing to Jury Waived Trial			
0-30 Days	0	0	N/A
31-60 Days	0	0	N/A
61-90 Days	0	0	N/A
91-120 Days	0	3	N/A
121-Up Days	5	4	N/A
Average Days	324	148	N/A

CUMBERLAND (Continued)

Filing to Disposition

	<u>Transfers</u>	<u>Appeals</u>	<u>Juvenile Appeals</u>
0-30 Days	22	4	1
31-60 Days	9	2	9
61-90 Days	9	7	14
91-120 Days	14	4	0
121-Up Days	276	134	5
Average Days	241	222	91

FRANKLIN

Filing to 1st Appearance

0-30 Days	12	3	5
31-60 Days	19	12	0
61-90 Days	35	15	1
91-120 Days	22	9	0
121-Up Days	49	16	2
Average Days	114	104	60

Filing to Guilty Plea

0-30 Days	7	1	0
31-60 Days	7	9	0
61-90 Days	24	9	0
91-120 Days	11	2	0
121-Up Days	28	4	0
Average Days	114	80	0

Filing to Jury Trial

0-30 Days	0	0	N/A
31-60 Days	0	0	N/A
61-90 Days	1	3	N/A
91-120 Days	3	1	N/A
121-Up Days	5	4	N/A
Average Days	169	150	N/A

-102-

<u>FRANKLIN (Continued)</u>	<u>Transfers</u>	<u>Appeals</u>	<u>Juvenile Appeals</u>
Filing to Jury Waived Trial			
0-30 Days	0	0	N/A
31-60 Days	0	0	N/A
61-90 Days	2	1	N/A
91-120 Days	1	0	N/A
121-Up Days	2	2	N/A
Average Days	110	129	N/A
Filing to Disposition			
0-30 Days	12	3	5
31-60 Days	14	12	0
61-90 Days	33	15	0
91-120 Days	19	9	1
121-Up Days	60	16	2
Average Days	129	104	62
 <u>HANCOCK</u>			
Filing to 1st Appearance			
0-30 Days	17	4	1
31-60 Days	30	6	0
61-90 Days	24	1	0
91-120 Days	15	5	0
121-Up Days	69	13	0
Average Days	127	130	13
Filing to Guilty Plea			
0-30 Days	7	1	0
31-60 Days	18	4	0
61-90 Days	15	1	0
91-120 Days	12	0	0
121-Up Days	33	11	0
Average Days	121	178	0

<u>HANCOCK (Continued)</u>	<u>Transfers</u>	<u>Appeals</u>	<u>Juvenile Appeals</u>
Filing to Jury Trial			
0-30 Days	1	0	N/A
31-60 Days	1	0	N/A
61-90 Days	2	0	N/A
91-120 Days	0	0	N/A
121-Up Days	9	1	N/A
Average Days	180	161	N/A
Filing to Jury Waived Trial			
0-30 Days	0	0	N/A
31-60 Days	1	1	N/A
61-90 Days	0	0	N/A
91-120 Days	0	0	N/A
121-Up Days	6	1	N/A
Average Days	202	111	N/A
Filing to Disposition			
0-30 Days	13	2	1
31-60 Days	26	5	0
61-90 Days	27	1	0
91-120 Days	17	4	0
121-Up Days	83	18	0
Average Days	144	165	13
<u>KENNEBEC</u>			
Filing to 1st Appearance			
0-30 Days	39	9	1
31-60 Days	39	13	0
61-90 Days	21	13	0
91-120 Days	13	6	1
121-Up Days	23	17	0
Average Days	84	89	69

KENNEBEC (Continued)		Transfers	Appeals	Juvenile Appeals
Filing to Guilty Plea				
0-30 Days		20	5	0
31-60 Days		24	5	0
61-90 Days		10	4	0
91-120 Days		4	2	0
121-Up Days		14	7	0
Average Days		82	78	0
Filing to Jury Trial				
0-30 Days		0	0	N/A
31-60 Days		2	2	N/A
61-90 Days		5	7	N/A
91-120 Days		1	3	N/A
121-Up Days		0	4	N/A
Average Days		74	95	N/A
Filing to Jury Waived Trial				
0-30 Days		0	0	N/A
31-60 Days		0	1	N/A
61-90 Days		1	0	N/A
91-120 Days		1	0	N/A
121-Up Days		0	0	N/A
Average Days		83	45	N/A
Filing to Disposition				
0-30 Days		37	6	1
31-60 Days		39	12	0
61-90 Days		25	15	0
91-120 Days		15	6	1
121-Up Days		28	19	0
Average Days		88	98	69

-104-

KNOX

	<u>Transfers</u>	<u>Appeals</u>	<u>Juvenile Appeals</u>
Filing to 1st Appearance			
0-30 Days	14	12	1
31-60 Days	21	14	0
61-90 Days	14	14	0
91-120 Days	2	3	0
121-Up Days	13	13	0
Average Days	73	94	23
Filing to Guilty Plea			
0-30 Days	3	3	0
31-60 Days	8	4	0
61-90 Days	3	4	0
91-120 Days	4	0	0
121-Up Days	16	22	0
Average Days	135	155	0
Filing to Jury Trial			
0-30 Days	0	0	N/A
31-60 Days	1	0	N/A
61-90 Days	0	0	N/A
91-120 Days	0	0	N/A
121-Up Days	1	1	N/A
Average Days	122	268	N/A
Filing to Jury Waived Trial			
0-30 Days	0	0	N/A
31-60 Days	1	0	N/A
61-90 Days	0	1	N/A
91-120 Days	0	2	N/A
121-Up Days	4	0	N/A
Average Days	275	99	N/A

KNOX (Continued)

Filing to Disposition

0-30 Days
31-60 Days
61-90 Days
91-120 Days
121-Up Days

Transfers

9
17
7
9
30

Appeals

3
5
8
3
41

Juvenile Appeals

1
0
0
0
0

Average Days

137

186

23

LINCOLN

Filing to 1st Appearance

0-30 Days
31-60 Days
61-90 Days
91-120 Days
121-Up Days

11
8
6
2
2

18
17
9
2
3

7
2
0
0
1

Average Days

51

51

44

Filing to Guilty Plea

0-30 Days
31-60 Days
61-90 Days
91-120 Days
121-Up Days

6
4
7
0
0

4
8
5
2
0

0
0
0
0
0

Average Days

43

52

0

Filing to Jury Trial

0-30 Days
31-60 Days
61-90 Days
91-120 Days
121-Up Days

1
2
4
2
0

2
5
0
1
1

N/A
N/A
N/A
N/A
N/A

Average Days

68

70

N/A

<u>LINCOLN (Continued)</u>	<u>Transfers</u>	<u>Appeals</u>	<u>Juvenile Appeals</u>
Filing to Jury Waived Trial			
0-30 Days	0	4	N/A
31-60 Days	0	1	N/A
61-90 Days	0	3	N/A
91-120 Days	0	0	N/A
121-Up Days	0	1	N/A
Average Days	0	85	N/A
Filing to Disposition			
0-30 Days	11	12	7
31-60 Days	9	18	2
61-90 Days	10	13	0
91-120 Days	2	3	0
121-Up Days	6	6	1
Average Days	150	72	44
<u>OXFORD</u>			
Filing to 1st Appearance			
0-30 Days	8	2	0
31-60 Days	8	6	0
61-90 Days	9	2	1
91-120 Days	11	2	4
121-Up Days	56	21	0
Average Days	157	155	104
Filing to Guilty Plea			
0-30 Days	6	1	0
31-60 Days	4	4	0
61-90 Days	6	2	0
91-120 Days	6	2	2
121-Up Days	24	7	0
Average Days	134	136	113

-801-

OXFORD (Continued)	Transfers	Appeals	Juvenile Appeals
Filing to Jury Trial			
0-30 Days	0	0	N/A
31-60 Days	1	0	N/A
61-90 Days	0	0	N/A
91-120 Days	0	0	N/A
121-Up Days	2	3	N/A
Average Days	128	193	N/A
Filing to Jury Waived Trial			
0-30 Days	0	0	N/A
31-60 Days	0	0	N/A
61-90 Days	0	0	N/A
91-120 Days	0	0	N/A
121-Up Days	1	0	N/A
Average Days	264	0	N/A
Filing to Disposition			
0-30 Days	8	2	0
31-60 Days	8	8	0
61-90 Days	15	3	1
91-120 Days	11	3	4
121-Up Days	67	22	0
Average Days	160	150	104
PENOBSCOT			
Filing to 1st Appearance			
0-30 Days	174	59	7
31-60 Days	70	17	3
61-90 Days	21	5	1
91-120 Days	14	5	0
121-Up Days	19	3	0
Average Days	39	33	34

PENOBSCOT (Continued)

	<u>Transfers</u>	<u>Appeals</u>	<u>Juvenile Appeals</u>
Filing to Guilty Plea			
0-30 Days	26	25	0
31-60 Days	63	12	2
61-90 Days	21	4	0
91-120 Days	23	4	0
121-Up Days	17	3	0
Average Days	65	49	47
Filing to Jury Trial			
0-30 Days	0	0	N/A
31-60 Days	3	1	N/A
61-90 Days	2	5	N/A
91-120 Days	2	1	N/A
121-Up Days	5	1	N/A
Average Days	101	100	N/A
Filing to Jury Waived Trial			
0-30 Days	3	1	N/A
31-60 Days	11	4	N/A
61-90 Days	2	3	N/A
91-120 Days	4	0	N/A
121-Up Days	3	5	N/A
Average Days	74	98	N/A
Filing to Disposition			
0-30 Days	71	37	8
31-60 Days	117	19	5
61-90 Days	41	15	1
91-120 Days	37	10	1
121-Up Days	64	11	0
Average Days	79	65	39

-110-

<u>PISCATAQUIS</u>	<u>Transfers</u>	<u>Appeals</u>	<u>Juvenile Appeals</u>
Filing to 1st Appearance			
0-30 Days	1	0	1
31-60 Days	12	0	1
61-90 Days	8	2	4
91-120 Days	11	0	1
121-Up Days	29	3	0
Average Days	128	128	68
Filing to Guilty Plea			
0-30 Days	0	0	0
31-60 Days	4	0	0
61-90 Days	2	0	0
91-120 Days	4	0	0
121-Up Days	16	1	0
Average Days	125	194	0
Filing to Jury Trial			
0-30 Days	0	0	N/A
31-60 Days	1	0	N/A
61-90 Days	0	0	N/A
91-120 Days	0	0	N/A
121-Up Days	6	0	N/A
Average Days	201	0	N/A
Filing to Jury Waived Trial			
0-30 Days	0	0	N/A
31-60 Days	0	0	N/A
61-90 Days	1	1	N/A
91-120 Days	0	0	N/A
121-Up Days	2	1	N/A
Average Days	138	131	N/A

PISCATAQUIS (Continued)

	<u>Transfers</u>	<u>Appeals</u>	<u>Juvenile Appeals</u>
Filing to Disposition			
0-30 Days	1	0	1
31-60 Days	8	0	1
61-90 Days	7	2	4
91-120 Days	9	0	0
121-Up Days	46	5	1
Average Days	146	153	78

SAGADAHOC

-111-	Filing to 1st Appearance			
	0-30 Days	6	8	0
	31-60 Days	11	22	1
	61-90 Days	2	17	0
	91-120 Days	0	6	0
	121-Up Days	2	6	0
	Average Days	53	68	50
	Filing to Guilty Plea			
	0-30 Days	5	6	0
	31-60 Days	7	13	0
	61-90 Days	1	4	0
	91-120 Days	0	0	0
	121-Up Days	0	6	0
	Average Days	33	66	0
	Filing to Jury Trial			
	0-30 Days	0	0	N/A
	31-60 Days	0	0	N/A
	61-90 Days	0	3	N/A
	91-120 Days	0	5	N/A
	121-Up Days	0	1	N/A
	Average Days	0	110	N/A

SAGADAHOC (Continued)

Filing to Jury Waived Trial
0-30 Days
31-60 Days
61-90 Days
91-120 Days
121-Up Days

Transfers

Appeals

Juvenile Appeals

Average Days

Filing to Disposition

0-30 Days
31-60 Days
61-90 Days
91-120 Days
121-Up Days

Average Days

SOMERSET

Filing to 1st Appearance

0-30 Days
31-60 Days
61-90 Days
91-120 Days
121-Up Days

Average Days

Filing to Guilty Plea

0-30 Days
31-60 Days
61-90 Days
91-120 Days
121-Up Days

Average Days

0
0
0
0
1

222

6
10
3
1
3

61

0
2
3
0
1

75

9
22
14
9
14

88

N/A
N/A
N/A
N/A
N/A

N/A

0
1
0
0
0

50

1
7
7
3
6

95

1
5
3
1
5

101

1
0
0
0
1

77

0
0
0
0
0
0

<u>SOMERSET (Continued)</u>	<u>Transfers</u>	<u>Appeals</u>	<u>Juvenile Appeals</u>
Filing to Jury Trial			
0-30 Days	0	0	N/A
31-60 Days	3	1	N/A
61-90 Days	1	2	N/A
91-120 Days	0	0	N/A
121-Up Days	3	0	N/A
Average Days	86	65	N/A
Filing to Jury Waived Trial			
0-30 Days	0	0	N/A
31-60 Days	2	0	N/A
61-90 Days	5	0	N/A
91-120 Days	0	0	N/A
121-Up Days	1	0	N/A
Average Days	74	0	N/A
Filing to Disposition			
0-30 Days	35	1	2
31-60 Days	64	7	1
61-90 Days	35	6	0
91-120 Days	16	3	0
121-Up Days	40	7	1
Average Days	92	99	60
<u>WALDO</u>			
Filing to 1st Appearance			
0-30 Days	7	3	0
31-60 Days	20	2	0
61-90 Days	36	2	0
91-120 Days	7	0	0
121-Up Days	15	7	0
Average Days	82	110	0

-114-

WALDO (Continued)	Transfers	Appeals	Juvenile Appeals
Filing to Guilty Plea			
0-30 Days	3	1	0
31-60 Days	11	1	0
61-90 Days	22	1	0
91-120 Days	5	0	0
121-Up Days	10	4	0
Average Days	92	117	0
Filing to Jury Trial			
0-30 Days	0	0	N/A
31-60 Days	1	0	N/A
61-90 Days	0	0	N/A
91-120 Days	2	0	N/A
121-Up Days	6	2	N/A
Average Days	189	185	N/A
Filing to Jury Waived Trial			
0-30 Days	0	0	N/A
31-60 Days	0	0	N/A
61-90 Days	1	0	N/A
91-120 Days	0	0	N/A
121-Up Days	0	0	N/A
Average Days	63	0	N/A
Filing to Disposition			
0-30 Days	3	1	0
31-60 Days	15	3	0
61-90 Days	32	3	0
91-120 Days	11	1	0
121-Up Days	24	10	0
Average Days	113	129	0

WASHINGTON

	<u>Transfers</u>	<u>Appeals</u>	<u>Juvenile Appeals</u>
Filing to 1st Appearance			
0-30 Days	16	7	0
31-60 Days	4	12	1
61-90 Days	4	7	1
91-120 Days	13	4	0
121-Up Days	29	17	0
Average Days	130	104	58
Filing to Guilty Plea			
0-30 Days	4	3	0
31-60 Days	2	3	0
61-90 Days	1	3	0
91-120 Days	5	1	0
121-Up Days	14	14	0
Average Days	120	133	0
Filing to Jury Trial			
0-30 Days	0	1	N/A
31-60 Days	0	0	N/A
61-90 Days	0	1	N/A
91-120 Days	0	0	N/A
121-Up Days	2	2	N/A
Average Days	181	110	N/A
Filing to Jury Waived Trial			
0-30 Days	0	0	N/A
31-60 Days	0	1	N/A
61-90 Days	0	0	N/A
91-120 Days	2	1	N/A
121-Up Days	1	2	N/A
Average Days	192	132	N/A

-116-

<u>WASHINGTON (Continued)</u>	<u>Transfers</u>	<u>Appeals</u>	<u>Juvenile Appeals</u>
Filing to Disposition			
0-30 Days	6	6	0
31-60 Days	5	6	1
61-90 Days	1	7	1
91-120 Days	13	3	0
121-Up Days	44	26	0
Average Days	189	129	58
<u>YORK</u>			
Filing to 1st Appearance			
0-30 Days	11	3	7
31-60 Days	47	9	0
61-90 Days	49	5	1
91-120 Days	27	10	1
121-Up Days	29	5	0
Average Days	88	92	36
Filing to Guilty Plea			
0-30 Days	2	0	0
31-60 Days	16	4	0
61-90 Days	14	3	1
91-120 Days	10	2	1
121-Up Days	14	1	0
Average Days	108	73	87
Filing to Jury Trial			
0-30 Days	2	0	N/A
31-60 Days	9	0	N/A
61-90 Days	4	2	N/A
91-120 Days	1	0	N/A
121-Up Days	3	5	N/A
Average Days	75	168	N/A

YORK (Continued)

Filing to Jury Waived Trial

0-30 Days

31-60 Days

61-90 Days

91-120 Days

121-Up Days

Average Days

Filing to Disposition

0-30 Days

31-60 Days

61-90 Days

91-120 Days

121-Up Days

Average Days

Transfers

0

0

0

1

0

99

10

50

49

38

53

108

Appeals

0

2

0

1

2

94

2

16

15

5

11

89

Juvenile Appeals

N/A

N/A

N/A

N/A

N/A

N/A

3

1

2

2

1

70

-118-

TABLE 12
CRIMINAL DISPOSITIONS
BY TYPE OF DISPOSITION
1977-1978¹

<u>STATEWIDE</u> <u>Type of Disposition</u>	<u>Dispositions</u> <u>1977</u>	<u>As Percent</u> <u>of Total</u> <u>Dispositions</u>	<u>Dispositions</u> <u>1978</u>	<u>As Percent</u> <u>of Total</u> <u>Dispositions</u>
District Court Bail Revised	97	1	128	1
District Court Bail Affirmed	51	---	75	1
Dismissed by Court	169	2	192	2
Rule 48 (a) ²	1852	8	2219	30
Filed Case	248	3	150	2
Juvenile Appeal Denied	24	---	35	---
Juvenile Appeal Sustained	12	---	19	---
Juvenile Appeal, New Sentence	20	---	21	---
Not Guilty, Reason of Insanity	5	---	1	---
No Bill	0	---	0	---
Probation Revoked	15	---	29	---
Convicted - Plea	3131	47	3472	47
Convicted - Jury Trial	338	85	337	4
Convicted - Jury Waived Trial	199	3	194	2
Acquitted - Jury Trial	149	2	156	2
Acquitted - Jury Waived Trial	79	1	65	---
Mistrial	29	---	44	---
Other	172	2	198	2
Total	6590		7335	

¹By individual defendant.

²Dismissed by District Attorney.

ANDROSCOGGIN

Type of Disposition	Dispositions 1977	As Percent of Total Dispositions	Dispositions 1978	As Percent of Total Dispositions
District Court Bail Revised	5	1	3	---
District Court Bail Affirmed	4	---	1	---
Dismissed by Court	5	1	8	---
Rule 48 (a) ²	98	24	157	35
Filed Case	13	3	2	---
Juvenile Appeal Denied	2	---	1	---
Juvenile Appeal Sustained	2	---	2	---
Juvenile Appeal, New Sentence	1	---	0	---
Not Guilty, Reason of Insanity	1	---	0	---
No Bill	0	---	0	---
Probation Revoked	1	---	0	---
Convicted - Plea	198	49	226	51
Convicted - Jury Trial	23	5	13	2
Convicted - Jury Waived Trial	21	5	9	2
Acquitted - Jury Trial	13	3	9	2
Acquitted - Jury Waived Trial	6	1	1	---
Mistrial	1	---	2	---
Other	9	2	6	1
Total	403		440	

AROOSTOOK

District Court Bail Revised	15	1	15	1
District Court Bail Affirmed	10	1	11	1
Dismissed by Court	12	1	39	4
Rule 48 (a) ²	314	35	308	33
Filed Case	29	3	26	2
Juvenile Appeal Denied	4	---	2	---
Juvenile Appeal Sustained	0	---	0	---
Juvenile Appeal, New Sentence	11	1	4	---
Not Guilty, Reason of Insanity	0	---	0	---
No Bill	0	---	0	---
Probation Revoked	0	---	0	---
Convicted - Plea	405	45	422	46
Convicted - Jury Trial	20	2	16	1

CONTINUED

2 OF 4

<u>AROOSTOOK (Continued)</u>				
<u>Type of Disposition</u>	<u>Dispositions 1977</u>	<u>As Percent of Total Dispositions</u>	<u>Dispositions 1978</u>	<u>As Percent of Total Dispositions</u>
Convicted - Jury Waived Trial	35	3	23	2
Acquitted - Jury Trial	13	1	8	---
Acquitted - Jury Waived Trial	11	1	14	1
Mistrial	2	---	0	---
Other	14	1	16	1
Total	895		907	
<u>CUMBERLAND</u>				
District Court Bail Revised	45	4	53	4
District Court Bail Affirmed	7	---	11	---
Dismissed by Court	12	1	29	2
Rule 48 (a) ²	348	34	467	36
Filed Case	5	---	6	---
Juvenile Appeal Denied	6	---	14	1
Juvenile Appeal Sustained	2	---	4	---
Juvenile Appeal, New Sentence	1	---	5	---
Not Guilty, Reason of Insanity	2	---	0	---
No Bill	0	---	0	---
Probation Revoked	6	---	7	---
Convicted - Plea	425	41	519	40
Convicted - Jury Trial	55	5	59	4
Convicted - Jury Waived Trial	18	1	20	1
Acquitted - Jury Trial	19	1	19	1
Acquitted - Jury Waived Trial	9	---	7	---
Mistrial	3	---	8	---
Other	58	5	50	3
Total	1021		1278	

FRANKLIN

<u>Type of Disposition</u>	<u>Dispositions 1977</u>	<u>As Percent of Total Dispositions</u>	<u>Dispositions 1978</u>	<u>As Percent of Total Dispositions</u>
District Court Bail Revised	2	1	2	
District Court Bail Affirmed	2	1	15	4
Dismissed by Court	1	---	13	4
Rule 48 (a) ²	52	27	81	.26
Filed Case	2	1	1	---
Juvenile Appeal Denied	1	---	0	---
Juvenile Appeal Sustained	1	---	5	1
Juvenile Appeal, New Sentence	1	---	0	---
Not Guilty, Reason of Insanity	0	---	0	---
No Bill	0	---	0	---
Probation Revoked	0	---	0	---
Convicted - Plea	96	51	152	49
Convicted - Jury Trial	12	6	11	3
Convicted - Jury Waived Trial	3	1	13	4
Acquitted - Jury Trial	10	5	9	2
Acquitted - Jury Waived Trial	1	---	2	---
Mistrial	2	1	1	---
Other	2	1	4	1
Total	188		309	

HANCOCK

District Court Bail Revised	0	---	---	---
District Court Bail Affirmed	1	---	1	---
Dismissed by Court	13	3	2	---
Rule 48 (a) ²	98	23	64	22
Filed Case	12	2	9	3
Juvenile Appeal Denied	0	---	0	---
Juvenile Appeal Sustained	0	---	0	---
Juvenile Appeal, New Sentence	0	---	0	---
Not Guilty, Reason of Insanity	0	---	0	---
No Bill	0	---	0	---
Probation Revoked	1	---	1	---
Convicted - Plea	238	58	153	54
Convicted - Jury Trial	14	3	14	4

HANCOCK (Continued)

Type of Disposition	Dispositions 1977	As Percent of Total Dispositions	Dispositions 1978	As Percent of Total Dispositions
Convicted - Jury Waived Trial	15	3	10	3
Acquitted - Jury Trial	3	---	7	2
Acquitted - Jury Waived Trial	8	1	4	1
Mistrial	0	---	2	---
Other	6	1	16	5
Total	409		283	

KENNEBEC

District Court Bail Revised	9	1	23	3
District Court Bail Affirmed	16	2	11	1
Dismissed by Court	16	2	4	---
Rule 48 (a) ²	130	21	183	24
Filed Case	66	11	64	8
Juvenile Appeal Denied	1	---	0	---
Juvenile Appeal Sustained	1	---	1	---
Juvenile Appeal, New Sentence	0	---	1	---
Not Guilty, Reason of Insanity	1	---	0	---
No Bill	0	---	0	---
Probation Revoked	2	---	2	---
Convicted - Plea	285	47	359	47
Convicted - Jury Trial	25	4	50	6
Convicted - Jury Waived Trial	17	2	9	1
Acquitted - Jury Trial	19	3	19	2
Acquitted - Jury Waived Trial	0	---	3	---
Mistrial	6	1	5	---
Other	1		15	2
Total	595		749	

KNOX

Type of Disposition	Dispositions 1977	As Percent of Total Dispositions	Dispositions 1978	As Percent of Total Dispositions
District Court Bail Revised	2	---	2	---
District Court Bail Affirmed	1	---	2	---
Dismissed by Court	17	8	23	8
Rule 48 (a) ²	33	16	45	17
Filed Case	11	5	4	1
Juvenile Appeal Denied	2	---	0	---
Juvenile Appeal Sustained	0	---	0	---
Juvenile Appeal, New Sentence	1	---	0	---
Not Guilty, Reason of Insanity	0	---	1	---
No Bill	0	---	0	---
Probation Revoked	1	---	0	---
Convicted - Plea	72	35	1	---
Convicted - Jury Trial	21	10	137	52
Convicted - Jury Waived Trial	14	6	15	5
Acquitted - Jury Trial	6	2	13	4
Acquitted - Jury Waived Trial	9	4	7	2
Mistrial	6	2	5	1
Other	7	3	2	---
Total	202		5	1
			262	

LINCOLN

District Court Bail Affirmed	0	---	1	---
Dismissed by Court	1	---	1	---
Rule 48 (a) ²	7	4	10	5
Filed Case	38	25	44	23
Juvenile Appeal Denied	2	1	3	1
Juvenile Appeal Sustained	0	---	5	2
Juvenile Appeal, New Sentence	2	1	0	---
Not Guilty, Reason of Insanity	1	---	5	2
No Bill	0	---	0	---
Probation Revoked	0	---	0	---
Convicted - Plea	0	---	0	---
Convicted - Jury Trial	66	44	0	---
	17	11	75	40
			14	7

LINCOLN (Continued)

<u>Type of Disposition</u>	<u>Dispositions 1977</u>	<u>As Percent of Total Dispositions</u>	<u>Dispositions 1978</u>	<u>As Percent of Total Dispositions</u>
Convicted - Jury Waived Trial	10	6	12	6
Acquitted - Jury Trial	0	---	13	6
Acquitted - Jury Waived Trial	3	2	3	1
Mistrial	1	---	0	---
Other	1	---	1	---
Total	149		187	

OXFORD

District Court Bail Revised	0	---		
District Court Bail Affirmed	1	---	1	---
Dismissed by Court	9	3	1	---
Rule 48 (a) ²	77	28	6	1
Filed Case	0	---	89	28
Juvenile Appeal Denied	2	---	0	---
Juvenile Appeal Sustained	1	---	3	---
Juvenile Appeal, New Sentence	0	---	0	---
Not Guilty, Reason of Insanity	0	---	0	---
No Bill	0	---	0	---
Probation Revoked	0	---	0	---
Convicted - Plea	1	---	0	---
Convicted - Jury Trial	107	39	0	---
Convicted - Jury Waived Trial	12	4	186	60
Acquitted - Jury Trial	13	4	9	2
Acquitted - Jury Waived Trial	12	4	5	1
Mistrial	4	1	3	---
Other	0	---	0	---
Total	31	11	1	---
	270		5	1
			309	

PENOBSCOT

<u>Type of Disposition</u>	<u>Dispositions 1977</u>	<u>As Percent of Total Dispositions</u>	<u>Dispositions 1978</u>	<u>As Percent of Total Dispositions</u>
District Court Bail Revised	12	1	17	2
District Court Bail Affirmed	4	---	14	1
Dismissed by Court	28	3	14	1
Rule 48 (a) ²	172	22	185	22
Filed Case	36	4	10	1
Juvenile Appeal Denied	0	---	2	---
Juvenile Appeal Sustained	0	---	3	---
Juvenile Appeal, New Sentence	0	---	2	---
Not Guilty, Reason of Insanity	0	---	1	---
No Bill	0	---	0	---
Probation Revoked	0	---	1	---
Convicted - Plea	399	52	404	50
Convicted - Jury Trial	50	6	51	6
Convicted - Jury Waived Trial	16	2	35	4
Acquitted - Jury Trial	16	2	17	2
Acquitted - Jury Waived Trial	12	1	16	1
Mistrial	2	---	7	---
Other	12	1	28	3
Total	759		807	

PISCATAQUIS

District Court Bail Revised	0	---	0	---
District Court Bail Affirmed	1	---	2	1
Dismissed by Court	1	---	7	5
Rule 48 (a) ²	38	37	48	36
Filed Case	2	1	1	---
Juvenile Appeal Denied	0	---	1	---
Juvenile Appeal Sustained	0	---	1	---
Juvenile Appeal, New Sentence	0	---	2	1
Not Guilty, Reason of Insanity	0	---	0	---
No Bill	0	---	0	---
Probation Revoked	0	---	0	---
Convicted - Plea	40	39	44	33
Convicted - Jury Trial	4	3	8	6

PISCATAQUIS

Type of Disposition	Dispositions 1977	As Percent of Total Dispositions	Dispositions 1978	As Percent of Total Dispositions
Convicted - Jury Waived Trial	7	6	7	5
Acquitted - Jury Trial	2	1	2	1
Acquitted - Jury Waived Trial	3	2	0	---
Mistrial	0	---	1	---
Other	4	3	7	5
Total	102		131	

SAGADAHOC

District Court Bail Revised	0	---	0	---
District Court Bail Affirmed	0	---	0	---
Dismissed by Court	0	---	5	---
Rule 48 (a) ²	49	31	52	32
Filed Case	6	3	2	1
Juvenile Appeal Denied	0	---	1	---
Juvenile Appeal Sustained	0	---	0	---
Juvenile Appeal, New Sentence	1	---	0	---
Not Guilty, Reason of Insanity	0	---	0	---
No Bill	0	---	0	---
Probation Revoked	0	---	0	---
Convicted - Plea	0	---	0	---
Convicted - Jury Trial	64	40	76	48
Convicted - Jury Waived Trial	16	10	6	3
Acquitted - Jury Trial	9	5	5	3
Acquitted - Jury Waived Trial	1	---	4	2
Mistrial	3	1	1	---
Other	0	---	3	1
Total	8	5	3	1
	157		158	

SOMERSET

Type of Disposition	Dispositions 1977	As Percent of Total Dispositions	Dispositions 1978	As Percent of Total Dispositions
District Court Bail Revised	2	---	4	---
District Court Bail Affirmed	0	---	3	---
Dismissed by Court	4	---	3	---
Rule 48 (a)2	97	19	113	23
Filed Case	37	7	6	1
Juvenile Appeal Denied	0	---	0	---
Juvenile Appeal Sustained	0	---	1	---
Juvenile Appeal, New Sentence	0	---	1	---
Not Guilty, Reason of Insanity	1	---	0	---
No Bill	0	---	0	---
Probation Revoked	2	---	7	1
Convicted - Plea	312	63	294	61
Convicted - Jury Trial	16	3	17	3
Convicted - Jury Waived Trial	5	1	6	1
Acquitted - Jury Trial	8	1	3	---
Acquitted - Jury Waived Trial	2	---	3	---
Mistrial	2	---	3	---
Other	4	---	12	2
Total	492		476	

WALDO

District Court Bail Revised	2	---	1	---
District Court Bail Affirmed	3	1	1	---
Dismissed by Court	8	3	6	3
Rule 48 (a)2	49	20	37	18
Filed Case	12	5	7	3
Juvenile Appeal Denied	4	1	0	---
Juvenile Appeal Sustained	0	---	0	---
Juvenile Appeal, New Sentence	2	---	0	---
Not Guilty, Reason of Insanity	0	---	0	---
No Bill	0	---	0	---
Probation Revoked	0	---	0	---
Convicted - Plea	113	48	104	53
Convicted - Jury Trial	26	11	16	8

WALDO (continued) Type of Dispositions	Dispositions 1977	As Percent of Total Dispositions	Dispositions 1978	As Percent of Total Dispositions
Convicted - Jury Waived Trial	2	---	4	2
Acquitted - Jury Trial	6	2	8	4
Acquitted - Jury Waived Trial	2	---	1	---
Mistrial	1	---	4	2
Other	5	2	5	2
Total	235		196	

WASHINGTON

District Court Bail Revised	1	---	1	---
District Court Bail Affirmed	0	---	0	---
Dismissed by Court	4	2	4	1
Rule 48 (a) ²	31	21	64	27
Filed Case	2	1	5	2
Juvenile Appeal Denied	2	1	2	---
Juvenile Appeal Sustained	0	---	0	---
Juvenile Appeal, New Sentence	0	---	0	---
Not Guilty, Reason of Insanity	0	---	0	---
No Bill	0	---	0	---
Probation Revoked	0	---	2	---
Convicted - Plea	76	52	104	45
Convicted - Jury Trial	12	8	14	6
Convicted - Jury Waived Trial	8	5	10	4
Acquitted - Jury Trial	1	---	5	2
Acquitted - Jury Waived Trial	3	2	4	1
Mistrial	0	---	2	---
Other	6	4	14	6
Total	146		231	

YORK

<u>Type of Disposition</u>	<u>Dispositions 1977</u>	<u>As Percent of Total Dispositions</u>	<u>Dispositions 1978</u>	<u>As Percent of Total Dispositions</u>
District Court Bail Revised	2	---	5	---
District Court Bail Affirmed	0	---	1	---
Dismissed by Court	32	5	19	3
Rule 48 (a) ²	228	40	282	46
Filed Case	13	2	4	---
Juvenile Appeal Denied	0	---	4	---
Juvenile Appeal Sustained	3	---	0	---
Juvenile Appeal, New Sentence	1	---	0	---
Not Guilty, Reason of Insanity	0	---	0	---
No Bill	0	---	0	---
Probation Revoked	1	---	5	---
Convicted - Plea	235	41	217	35
Convicted - Jury Trial	15	2	24	3
Convicted - Jury Waived Trial	6	1	13	2
Acquitted - Jury Trial	20	3	23	3
Acquitted - Jury Waived Trial	3	---	1	---
Mistrial	3	---	3	---
Other	4	---	11	1
Total	566		612	

APPENDIX III
DISTRICT COURT STATISTICS

TABLE 1.

This table shows statewide District Court filings by type of case for the past four fiscal years. Percentage changes for each category and state totals are included.

An analysis of this table reveals:

1. Total District Court filings increased 15% in FY 1978 compared to increases of 2% and 3% in FY 1976 and FY 1977 respectively.
2. Mental Health case filings increased 34% in FY 1978. This increase can be explained, in part, by the new statutory requirement that all mental health commitments be reviewed by the District Court on a regular basis.
3. Criminal case filings increased 19% in FY 1978.
4. Two types of cases showed a decrease in the number of filings. Small Claims filings dropped 1% in FY 1978 compared to an increase of 29% and 16% in FY 1976 and FY 1977 respectively. Reciprocal case filings decreased 84% in FY 1978. This decrease has negligible significance, however, because these cases comprise less than 1% of total District Court filings.
5. Twenty-seven of the 33 District Court divisions showed an increase in case filings in FY 1978. Case filings in nine courts increased by 20% or more in FY 1978. They were Bangor, 25%; Bath, 31%; Biddeford, 38%; Bridgton, 27%; Fort Kent, 20%; Kittery, 38%; Lincoln, 31%; Newport, 32%; and Portland, 22%.
6. In six of the District Court divisions, case filings decreased in FY 1978. They were Bar Harbor, -23%; Ellsworth, -3%; Livermore Falls, -4%; Machias, -10%; Rumford, -4%; and Waterville, -6%.

On July 1, 1978 a new statistical reporting system was implemented in the District Court. The new system counts the number of filings and dispositions by type of case. It also counts the number of cases in which a court appearance has been waived and, therefore, the case disposed without formal judicial action. In addition, the system counts the number of trials by type of case and gathers caseload data that allows the calculation of the average number of days from request for trial to trial.

Tables 2 and 3 reflect six month figures resulting from the new reporting system.

Caveat: The new District Court statistical reporting system has been in operation only six months, and the six month figures included in this report have not been verified. Training in completing the reporting forms is continuing, and reporting problems are being encountered, e.g. case disposition definitions are still being refined.

In addition, six month figures tend to distort caseload variations that dissipate over a 12 month reporting period. For example, this report includes cases filed in Bar Harbor District Court in July and August, which greatly impact the total caseload for this court.

TABLE 2.¹

This table shows the number of filings and dispositions by type of case statewide and by District Court division. It also shows the number of waivers signed statewide and by division. This table covers the period July 1, 1978 to December 31, 1978.

Analysis of this table reveals:

1. In all categories of cases, except traffic infractions and civil violations, the District Court disposed fewer cases than were filed during this six month period. There were 1,724 fewer civil cases disposed than filed, 420 fewer money judgments disposed than filed, 1,105 fewer small claims disposed than filed, 250 fewer divorces disposed than filed, 57 fewer mental health cases disposed than filed, 77 fewer juvenile cases disposed than filed, 164 fewer criminal A, B and C cases disposed than filed, 1,027 fewer criminal E and D cases disposed than filed, 2,730 fewer criminal traffic cases disposed than filed and 3,424 more civil violations and traffic infractions disposed than filed. Statewide, total filings exceeded total dispositions by 4,130 cases.

TABLE 3.

This table shows the number of dispositions by type of case, the number of trials held, trials as a percent of dispositions, and the average number of days from request for trial to trial. The information is presented for each division and statewide. This table covers the period from July 1, 1978 to December 31, 1978.

Analysis of this table reveals:

1. Statewide, there were 7,827 trials in the District Court.

2. Statewide, 7% of the dispositions were by trial.

3. Six divisions were significantly higher than the state average in their percentage of dispositions as a result of a trial. They were: Bangor, 10%; Dover-Foxcroft, 11%; Lewiston, 14%; Rumford, 22%; Waterville, 14% of Livermore Falls, 14%.

4. Six divisions were significantly lower than the state in the percentage of dispositions as a result of trial. They were: Caribou, 3%; Houlton, 3%; Kittery, 3%; Newport, 3%; Portland, 4% and Rockland, 3%.

5. Statewide, the average number of days from request for trial to trial for all types of cases was 50.

6. It took significantly longer than the statewide average to schedule cases for trial in eight divisions. They were: Augusta, 86 days; Brunswick, 66 days; Farmington, 64 days; Kittery, 61 days; Livermore Falls, 79 days; Machias, 72 days; Portland, 69 days; and Rumford, 74 days.

7. Statewide, mental health contested hearings were scheduled for trial sooner than any other type of case (23 days).

8. It took 40 to 45 days from request for trial to trial in all criminal cases.

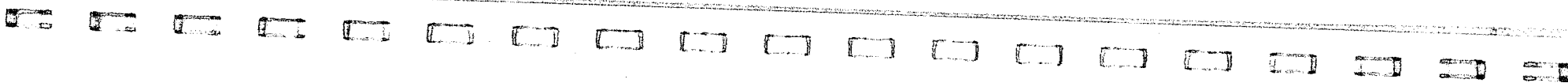


TABLE 1
CASE FILINGS
BY TYPE OF CASE

<u>STATEWIDE</u>							
<u>Type of Case</u>	<u>FY 74-75</u>	<u>Percent Change</u>	<u>FY 75-76</u>	<u>Percent Change</u>	<u>FY 76-77</u>	<u>Percent Change</u>	<u>FY 77-78</u>
Criminal	135,560	---	136,877	3	142,180	19	170,111
Civil	12,972	- 3	12,576	- 7	11,744	3	12,189
Small Claims	9,626	29	12,511 ¹	16	14,551	- 1	14,350
Divorce	7,262	---	7,323	- 1	7,190	4	7,486
Juvenile	4,586	- 1	4,517	14	5,142	3	5,350
Money Judgments	5,306	12	5,951	- 9	5,452	2	5,562
Reciprocal	24	70	41	107	85	- 84	13
Mental Health	304	37	418	14	479	34	646
Total	175,640	2	186,214	3	186,823	15	215,707

¹ Small Claims jurisdiction increased from \$200 to \$800.

-134-

Location	Type of Case	FY 1974-75	FY 1975-76	FY 1976-77	FY 1977-78
Augusta	Criminal	7,227	7,959	8,253	10,373
	Civil	777	749	825	831
	Small Claims	452	772	994	739
	Divorce	457	467	448	451
	Juvenile	228	281	294	281
	Money Judgments	314	318	318	422
	Reciprocal	---	---	---	---
	Mental Health	143	218	258	214
	Total	9,598 (12) ¹	10,764 (5) ²	11,390 (16) ³	13,311
Bangor	Criminal	10,362	8,622	8,771	12,080
	Civil	1,043	1,269	1,151	1,116
	Small Claims	503	658	827	811
	Divorce	584	583	622	611
	Juvenile	383	394	414	437
	Money Judgments	433	447	477	375
	Reciprocal	---	---	---	---
	Mental Health	161	200	221	203
	Total	13,469 (-10) ¹	12,173 (2) ²	12,483 (25) ³	15,633
Bar Harbor	Criminal	1,018	940	955	767
	Civil	98	68	131	95
	Small Claims	114	118	195	86
	Divorce	60	53	43	61
	Juvenile	40	65	37	21
	Money Judgments	26	36	24	38
	Reciprocal	---	---	---	---
	Mental Health	---	---	---	---
	Total	1,356 (-5) ¹	1,280 (8) ²	1,385 (-23) ³	1,068

¹Percent change of total caseload from FY 74-75 to FY 75-76.
²Percent change of total caseload from FY 75-76 to FY 76-77.
³Percent change of total caseload from FY 76-77 to FY 77-78.

<u>Location</u>	<u>Type of Case</u>	<u>FY 1974-75</u>		<u>FY 1975-76</u>		<u>FY 1976-77</u>		<u>FY 1977-78</u>
Bath	Criminal	3,032		2,744		3,164		4,263
	Civil	199		157		235		384
	Small Claims	190		250		353		259
	Divorce	203		209		190		224
	Juvenile	72		81		72		97
	Money Judgments	59		76		80		160
	Reciprocal	---		3		4		---
	Mental Health	---		---		---		---
	Total	3,755	(-6) ¹	3,520	(16) ²	4,098	(31) ³	5,387
Belfast	Criminal	2,188		2,386		2,549		2,657
	Civil	298		205		160		240
	Small Claims	300		564		479		419
	Divorce	183		186		167		194
	Juvenile	105		95		120		105
	Money Judgments	142		122		97		112
	Reciprocal	12		9		4		6
	Mental Health	---		---		---		---
	Total	3,228	(10) ¹	3,567	(---) ²	3,576	(4) ³	3,733
Biddeford	Criminal	9,410		8,447		8,577		12,269
	Civil	611		592		446		546
	Small Claims	408		520		760		896
	Divorce	421		404		434		439
	Juvenile	191		127		145		242
	Money Judgments	151		186		155		169
	Reciprocal	---		---		---		---
	Mental Health	---		---		---		---
	Total	11,192	(-8) ¹	10,276	(2) ²	10,517	(38) ³	14,561

<u>Location</u>	<u>Type of Case</u>	<u>FY 1974-75</u>		<u>FY 1975-76</u>		<u>FY 1976-77</u>		<u>FY 1977-78</u>
Bridgton	Criminal	1,527		1,900		1,540		2,088
	Civil	111		111		90		100
	Small Claims	185		196		189		158
	Divorce	100		92		90		110
	Juvenile	80		101		127		169
	Money Judgments	24		56		50		29
	Reciprocal	---		---		---		---
	Mental Health	---		---		---		---
	Total	2,027	(21) ¹	2,456	(-17) ²	2,086	(27) ³	2,654
Brunswick	Criminal	4,360		4,429		4,437		5,408
	Civil	194		153		202		207
	Small Claims	230		315		248		270
	Divorce	232		230		216		246
	Juvenile	124		100		157		158
	Money Judgments	44		61		68		82
	Reciprocal	---		---		---		---
	Mental Health	---		---		---		---
	Total	5,184	(2) ¹	5,288	(---) ²	5,328	(19) ³	6,371
Calais	Criminal	2,141		2,150		2,205		2,616
	Civil	195		154		88		149
	Small Claims	471		427		228		269
	Divorce	105		124		150		143
	Juvenile	161		123		164		166
	Money Judgments	87		88		103		57
	Reciprocal	---		---		---		2
	Mental Health	---		---		---		---
	Total	3,160	(-3) ¹	3,066	(-4) ²	2,938	(15) ³	3,402

Location	Type of Case	FY 1974-75		FY 1975-76		FY 1976-77		FY 1977-78	
Caribou	Criminal	2,742		2,849		2,911		3,313	
	Civil	274		244		215		267	
	Small Claims	199		363		308		265	
	Divorce	185		195		218		211	
	Juvenile	52		74		128		101	
	Money Judgments	139		152		177		153	
	Reciprocal	---		7		12		---	
	Mental Health	---		---		---		---	
	Total	3,591	(8) ¹	3,884	(2) ²	3,969	(8) ³	4,310	
Dover-Foxcroft	Criminal	3,302		3,157		2,344		2,434	
	Civil	150		153		149		114	
	Small Claims	236		231		384		463	
	Divorce	119		122		110		133	
	Juvenile	162		111		86		147	
	Money Judgments	106		88		110		143	
	Reciprocal	---		---		---		---	
	Mental Health	---		---		---		---	
	Total	4,075	(-5) ¹	3,862	(-21) ²	3,183	(7) ³	3,434	
Ellsworth	Criminal	3,240		3,289		3,385		3,434	
	Civil	317		345		285		366	
	Small Claims	329		528		883		542	
	Divorce	158		170		168		174	
	Juvenile	137		137		153		183	
	Money Judgments	146		188		152		150	
	Reciprocal	---		---		---		---	
	Mental Health	---		---		---		---	
	Total	4,327	(7) ¹	4,657	(7) ²	5,026	(-3) ³	4,849	

<u>Location</u>	<u>Type of Case</u>	<u>FY 1974-75</u>	<u>FY 1975-76</u>	<u>FY 1976-77</u>	<u>FY 1977-78</u>
Farmington	Criminal	2,738	2,039	2,324	2,525
	Civil	164	141	137	211
	Small Claims	279	376	407	450
	Divorce	146	175	170	203
	Juvenile	61	60	101	112
	Money Judgments	102	108	107	87
	Reciprocal	---	---	---	---
	Mental Health	---	---	---	---
	Total	3,490	(-20) ¹ 2,899	(11) ² 3,246	(10) ³ 3,588
Fort Kent	Criminal	1,628	2,107	1,640	1,942
	Juvenile	35	46	20	54
	Total	1,663	(29) ¹ 2,153	(-29) ² 1,660	(20) ³ 1,996
Houlton	Criminal	4,120	4,836	4,466	4,993
	Civil	330	365	302	318
	Small Claims	146	428	462	609
	Divorce	102	102	98	120
	Juvenile	114	91	165	161
	Money Judgments	102	261	271	260
	Reciprocal	---	---	---	---
	Mental Health	---	---	---	---
	Total	4,914	(23) ¹ 6,083	(-5) ² 5,764	(12) ³ 6,461
Kittery	Criminal	5,626	5,645	5,911	8,305
	Civil	166	154	124	151
	Small Claims	137	178	185	214
	Divorce	184	175	174	178
	Juvenile	57	29	43	66
	Money Judgments	40	49	43	38
	Reciprocal	---	---	---	---
	Mental Health	---	---	---	---
	Total	6,210	(---) ¹ 6,230	(4) ² 6,480	(38) ³ 8,952

Location	Type of Case	FY 1974-75	FY 1975-76	FY 1976-77	FY 1977-78
Lewiston	Criminal	6,780	9,386	9,306	10,884
	Civil	1,173	1,139	1,270	1,034
	Small Claims	626	684	827	729
	Divorce	640	605	588	659
	Juvenile	250	340	456	407
	Money Judgments	427	472	500	471
	Reciprocal	---	---	---	---
	Mental Health	---	---	---	---
	Total	9,896	(27) ¹ 12,626	(2) ² 12,947	(9) ³ 14,184
Lincoln	Criminal	3,073	2,800	2,655	3,801
	Civil	136	95	80	72
	Small Claims	291	266	326	206
	Divorce	72	61	68	61
	Juvenile	92	106	73	83
	Money Judgments	94	72	67	60
	Reciprocal	---	---	---	1
	Mental Health	---	---	---	---
	Total	3,758	(-10) ¹ 3,400	(-4) ² 3,269	(31) ³ 4,284
Livermore Falls	Criminal	962	1,002	1,366	1,300
	Civil	45	48	32	44
	Small Claims	98	97	103	93
	Divorce	44	61	55	55
	Juvenile	18	44	53	59
	Money Judgments	19	21	29	18
	Reciprocal	---	---	---	---
	Mental Health	---	---	---	---
	Total	1,186	(7) ¹ 1,273	(28) ² 1,638	(-4) ³ 1,569

-071-

Location	Type of Case	FY 1974-75	FY 1975-76	FY 1976-77	FY 1977-78
Machias	Criminal	1,937	1,556	1,693	1,635
	Civil	117	146	129	108
	Small Claims	219	265	348	265
	Divorce	84	97	112	116
	Juvenile	54	101	82	95
	Money Judgments	96	44	61	49
	Reciprocal	3	5	5	---
	Mental Health	---	---	---	---
	Total	2,510	(13) ¹ 2,214	(9) ² 2,430	(-10) ³ 2,198
Madawaska	Criminal	907	1,021	893	1,112
	Civil	216	247	215	225
	Small Claims	266	323	445	414
	Divorce	53	54	66	62
	Juvenile	33	34	35	30
	Money Judgments	115	166	169	122
	Reciprocal	8	4	40	---
	Mental Health	---	---	---	---
	Total	1,598	(15) ¹ 1,849	(---) ² 1,863	(5) ³ 1,965
Millinocket	Criminal	3,362	2,568	2,241	2,458
	Civil	180	332	102	97
	Small Claims	472	529	309	342
	Divorce	149	148	80	82
	Juvenile	130	130	104	85
	Money Judgments	201	190	95	106
	Reciprocal	---	---	---	---
	Mental Health	---	---	---	---
	Total	4,494	(-15) ¹ 3,897	(-32) ² 2,931	(8) ³ 3,170

<u>Location</u>	<u>Type of Case</u>	<u>FY 1974-75</u>	<u>FY 1975-76</u>	<u>FY 1976-77</u>	<u>FY 1977-78</u>
Newport	Criminal	4,045	2,681	2,937	4,026
	Civil	131	123	89	98
	Small Claims	102	140	255	314
	Divorce	130	136	127	121
	Juvenile	104	75	75	72
	Money Judgments	51	76	73	77
	Reciprocal	---	---	---	---
	Mental Health	---	---	---	---
	Total	4,563	(-41) ¹ 3,231	(10) ² 3,556	(32) ³ 4,708
Portland	Criminal	25,596	24,873	23,492	29,761
	Civil	2,918	2,547	2,520	2,564
	Small Claims	707	910	1,026	1,258
	Divorce	1,255	1,204	1,209	1,278
	Juvenile	844	774	773	696
	Money Judgments	656	607	648	657
	Reciprocal	---	---	---	---
	Mental Health	---	---	---	229
	Total	31,976	(-3) ¹ 30,915	(-4) ² 29,668	(22) ³ 36,443
Presque Isle	Criminal	3,405	3,785	5,317	5,477
	Civil	680	864	620	675
	Small Claims	307	337	291	286
	Divorce	202	204	170	152
	Juvenile	229	147	206	190
	Money Judgments	572	884	396	424
	Reciprocal	---	13	---	---
	Mental Health	---	---	---	---
	Total	5,395	(15) ¹ 6,234	(12) ² 7,000	(2) ³ 7,204

<u>Location</u>	<u>Type of Case</u>	<u>FY 1974-75</u>		<u>FY 1975-76</u>		<u>FY 1976-77</u>		<u>FY 1977-78</u>
Rockland	Criminal	2,404		2,752		3,486		4,052
	Civil	459		414		442		361
	Small Claims	414		667		719		705
	Divorce	241		216		202		246
	Juvenile	120		76		89		69
	Money Judgments	214		211		203		273
	Reciprocal	---		---		4		4
	Mental Health	---		---		---		---
	Total	3,852	(12) ¹	4,336	(18) ²	5,145	(10) ³	5,710
Rumford	Criminal	1,967		1,836		2,679		2,437
	Civil	71		98		118		155
	Small Claims	210		244		338		360
	Divorce	107		113		137		127
	Juvenile	173		189		251		261
	Money Judgments	65		67		87		128
	Reciprocal	---		---		---		---
	Mental Health	---		---		---		---
	Total	2,593	(-1) ¹	2,547	(41) ²	3,610	(-4) ³	3,468
Skowhegan	Criminal	4,828		6,463		7,399		8,349
	Civil	454		499		374		450
	Small Claims	454		558		749		761
	Divorce	275		271		227		237
	Juvenile	134		227		193		258
	Money Judgments	335		356		315		302
	Reciprocal	---		---		---		---
	Mental Health	---		---		---		---
	Total	6,480	(29) ¹	8,374	(10) ²	9,257	(11) ³	10,357

<u>Location</u>	<u>Type of Case</u>	<u>FY 1974-75</u>	<u>FY 1975-76</u>	<u>FY 1976-77</u>	<u>FY 1977-78</u>
South Paris	Criminal	1,533	1,479	1,782	1,737
	Civil	197	161	186	212
	Small Claims	112	249	383	450
	Divorce	116	150	131	147
	Juvenile	89	92	204	170
	Money Judgments	42	69	70	85
	Reciprocal	---	---	---	---
	Mental Health	---	---	---	---
	Total	2,089 (5) ¹	2,200 (25) ²	2,756 (1) ³	2,801
Springvale	Criminal	3,206	3,080	3,940	4,031
	Civil	209	240	183	288
	Small Claims	268	433	461	622
	Divorce	196	256	250	232
	Juvenile	85	51	76	95
	Money Judgments	64	72	50	87
	Reciprocal	---	---	---	---
	Mental Health	---	---	---	---
	Total	4,028 (2) ¹	4,132 (20) ²	4,960 (7) ³	5,355
Van Buren	Criminal	615	890	838	970
	Juvenile	56	58	39	30
	Total	671 (41) ¹	948 (-8) ²	877 (14) ³	1,000

<u>Location</u>	<u>Type of Case</u>	<u>FY 1974-75</u>	<u>FY 1975-76</u>	<u>FY 1976-77</u>	<u>FY 1977-78</u>
Waterville	Criminal	4,252	5,152	6,070	5,704
	Civil	871	593	626	512
	Small Claims	412	379	589	550
	Divorce	291	284	311	328
	Juvenile	114	112	139	169
	Money Judgments	383	322	323	278
	Reciprocal	1	---	---	---
	Mental Health	---	---	---	---
	Total	6,324 (8) ¹	6,842 (17) ²	8,058 (-6) ³	7,541
Wiscasset	Criminal	2,027	2,054	2,654	2,910
	Civil	188	170	218	199
	Small Claims	489	506	480	545
	Divorce	168	176	159	155
	Juvenile	59	46	68	81
	Money Judgments	57	86	134	150
	Reciprocal	---	---	16	---
	Mental Health	---	---	---	---
	Total	2,988 (1) ¹	3,038 (22) ²	3,729 (8) ³	4,040
GRAND TOTAL		175,640 (2) ¹	180,214 (3) ²	186,823 (15) ³	215,707

TABLE 2
FILINGS AND DISPOSITIONS
BY TYPE OF CASE

July 1, 1978 through December 31, 1978

STATEWIDE

<u>Type of Case</u>	<u>Filings</u>	<u>Dispositions</u>
Civil	6,279	4,555
Money Judgments	2,981	2,561
Small Claims	7,798	6,693
Divorce	3,667	3,417
Mental Health	432	375
Juvenile	1,984	1,907
Criminal -		
A-B-C etc.	1,588	1,424
Criminal -		
D-E etc.	13,681	12,654
Traffic 'Criminal'	27,033	24,303
Civil Violations		
and Traffic	50,217	53,641
Infractions		
TOTAL	115,660	111,530
Number of Cases Disposed by Waivers ¹		43,327

AUGUSTA

Civil	366	282
Money Judgments	143	96
Small Claims	421	406
Divorce	234	210
Mental Health	105	112
Juvenile	141	91
Criminal -		
A-B-C etc.	112	120
Criminal		
D-E etc.	770	590
Traffic 'Criminal'	1,416	528
Civil Violations		
and Traffic	3,163	4,270
Infractions		
TOTAL	6,871	6,705
Number of Cases Disposed by Waivers ²		3,290

¹Includes all civil violations and traffic infractions which were disposed by waiver of a court hearing and plea of guilty, except for Bar Harbor District Court for the month of December.

²Includes all civil violations and traffic infractions which were disposed by waiver of a court hearing and plea of guilty.

BANGOR

Type of Case	Filings	Dispositions
Civil	507	395
Money Judgments	212	165
Small Claims	454	281
Divorce	280	255
Mental Health	155	145
Juvenile	188	216
Criminal -		
A-B-C etc.	88	87
Criminal -		
D-E etc.	631	525
Traffic 'Criminal'	2,371	2,339
Civil Violations		
and Traffic	3,705	3,796
Infractions		
TOTAL	8,591	8,204
Number of Cases Disposed		
by Waivers ²		2,398

BAR HARBOR

Civil	36	83
Money Judgments	20	19
Small Claims	45	48
Divorce	35	38
Mental Health	0	0
Juvenile	16	12
Criminal -		
A-B-C etc.	5	7
Criminal		
D-E etc.	129	105
Traffic 'Criminal'	99	87
Civil Violations		
and Traffic	366	360
Infractions		
TOTAL	751	759
Number of Cases Disposed		
by Waivers ³		215

³Does not include December.

BATH

Type of Case	Filings	Dispositions
Civil	219	145
Money Judgments	98	76
Small Claims	173	115
Divorce	107	130
Mental Health	0	0
Juvenile	31	17
Criminal -		
A-B-C etc.	42	36
Criminal -		
D-E etc.	275	264
Traffic 'Criminal'	728	753
Civil Violations		
and Traffic	1,489	1,475
Infractions		
TOTAL	3,168	3,011
Number of Cases Disposed		
by Waivers ²		1,134

BELFAST

Civil	120	74
Money Judgments	37	40
Small Claims	249	165
Divorce	83	92
Mental Health	0	0
Juvenile	31	30
Criminal -		
A-B-C etc.	58	59
Criminal		
D-E etc.	486	411
Traffic 'Criminal'	544	548
Civil Violations		
and Traffic	698	725
Infractions		
TOTAL	2,306	2,144
Number of Cases Disposed		
by Waivers ²		557

BIDDEFORD

Type of Case	Filings	Dispositions
Civil	255	145
Money Judgments	82	71
Small Claims	460	458
Divorce	207	171
Mental Health	0	0
Juvenile	57	102
Criminal - A-B-C etc.	77	67
Criminal - D-E etc.	896	864
Traffic 'Criminal'	1,803	1,831
Civil Violations and Traffic Infractions	3,516	3,875
TOTAL	7,353	7,584
Number of Cases Disposed by Waivers 2		3,151

BRIDGTON

Civil	45	50
Money Judgments	25	32
Small Claims	76	124
Divorce	40	52
Mental Health	0	0
Juvenile	21	35
Criminal - A-B-C etc.	26	26
Criminal D-E etc.	234	221
Traffic 'Criminal'	226	290
Civil Violations and Traffic Infractions	400	491
TOTAL	1,093	1,321
Number of Cases Disposed by Waivers 2		492

BRUNSWICK

Type of Case	Filings	Dispositions
Civil	98	61
Money Judgments	50	17
Small Claims	119	107
Divorce	86	77
Mental Health	0	0
Juvenile	79	19
Criminal - A-B-C etc.	32	22
Criminal - D-E etc.	309	301
Traffic 'Criminal'	866	734
Civil Violations and Traffic Infractions	2,107	1,966
TOTAL	3,746	3,304
Number of Cases Disposed by Waivers 2		1,479

CALAIS

Civil	57	77
Money Judgments	35	60
Small Claims	89	122
Divorce	49	68
Mental Health	0	0
Juvenile	45	30
Criminal - A-B-C etc.	35	30
Criminal D-E etc.	431	451
Traffic 'Criminal'	527	618
Civil Violations and Traffic Infractions	847	928
TOTAL	2,115	2,384
Number of Cases Disposed by Waivers 2		781

CARIBOU

<u>Type of Case</u>	<u>Filings</u>	<u>Dispositions</u>
Civil	115	96
Money Judgments	75	69
Small Claims	167	143
Divorce	110	112
Mental Health	0	0
Juvenile	30	16
Criminal - A-B-C etc.	22	21
Criminal - D-E etc.	209	233
Traffic 'Criminal'	407	422
Civil Violations and Traffic Infractions	801	918
TOTAL	1,936	2,030
Number of Cases Disposed by Waivers ²		653

DOVER-FOXCROFT

Civil	44	41
Money Judgments	68	79
Small Claims	269	202
Divorce	42	42
Mental Health	0	0
Juvenile	32	37
Criminal - A-B-C etc.	16	22
Criminal D-E etc.	304	310
Traffic 'Criminal'	294	308
Civil Violations and Traffic Infractions	426	474
TOTAL	1,495	1,515
Number of Cases Disposed by Waivers ²		533

ELLSWORTH

<u>Type of Case</u>	<u>Filings</u>	<u>Dispositions</u>
Civil	153	128
Money Judgments	113	60
Small Claims	208	264
Divorce	122	92
Mental Health	0	0
Juvenile	39	35
Criminal - A-B-C etc.	19	14
Criminal - D-E etc.	463	435
Traffic 'Criminal'	612	626
Civil Violations and Traffic Infractions	1,214	1,154
TOTAL	2,943	2,808
Number of Cases Disposed by Waivers ²		959

FARMINGTON

Civil	116	114
Money Judgments	45	46
Small Claims	256	224
Divorce	101	112
Mental Health	0	0
Juvenile	66	72
Criminal - A-B-C etc.	37	35
Criminal D-E etc.	249	252
Traffic 'Criminal'	562	573
Civil Violations and Traffic Infractions	753	772
TOTAL	2,185	2,200
Number of Cases Disposed by Waivers ²		671

FORT KENT

<u>Type of Case</u>	<u>Filings</u>	<u>Dispositions</u>
Civil	0	0
Money Judgments	0	0
Small Claims	0	0
Divorce	0	0
Mental Health	0	0
Juvenile	26	22
Criminal -		
A-B-C etc.	8	2
Criminal -		
D-E etc.	312	321
Traffic 'Criminal'	233	260
Civil Violations		
and Traffic	435	427
Infractions		
TOTAL	1,014	1,032
Number of Cases Disposed		
by Waivers ²		306

HOULTON

Civil	248	98
Money Judgments	134	87
Small Claims	261	231
Divorce	47	36
Mental Health	0	0
Juvenile	39	36
Criminal -		
A-B-C etc.	35	39
Criminal		
D-E etc.	265	259
Traffic 'Criminal'	530	504
Civil Violations		
and Traffic	1,385	1,312
Infractions		
TOTAL	2,944	2,602
Number of Cases Disposed		
by Waivers ²		1,204

KITTERY

<u>Type of Case</u>	<u>Filings</u>	<u>Dispositions</u>
Civil	65	56
Money Judgments	25	20
Small Claims	155	137
Divorce	87	87
Mental Health	6	3
Juvenile	45	33
Criminal -		
A-B-C etc.	31	37
Criminal -		
D-E etc.	374	455
Traffic 'Criminal'	1,337	1,429
Civil Violations		
and Traffic	2,610	2,586
Infractions		
TOTAL	4,735	4,843
Number of Cases Disposed		
by Waivers ²		2,414

LEWISTON

Civil	683	532
Money Judgments	198	302
Small Claims	473	190
Divorce	344	315
Mental Health	2	0
Juvenile	148	131
Criminal -		
A-B-C etc.	181	161
Criminal		
D-E etc.	939	737
Traffic 'Criminal'	2,141	1,960
Civil Violations		
and Traffic	4,054	3,744
Infractions		
TOTAL	9,163	8,072
Number of Cases Disposed		
by Waivers ²		3,021

LINCOLN

Type of Case	Filings	Dispositions
Civil	36	35
Money Judgments	50	36
Small Claims	119	109
Divorce	37	41
Mental Health	0	0
Juvenile	60	49
Criminal -		
A-B-C etc.	61	38
Criminal -		
D-E etc.	195	199
Traffic 'Criminal'	117	106
Civil Violations		
and Traffic	1,628	1,618
Infractions		
TOTAL	2,303	2,231
Number of Cases Disposed		
by Waivers ²		1,110

LIVERMORE FALLS

Civil	26	22
Money Judgments	9	10
Small Claims	36	41
Divorce	19	18
Mental Health	0	0
Juvenile	71	63
Criminal -		
A-B-C etc.	13	5
Criminal		
D-E etc.	81	88
Traffic 'Criminal'	242	252
Civil Violations		
and Traffic	211	220
Infractions		
TOTAL	708	719
Number of Cases Disposed		
by Waivers ²		226

MACHIAS

Type of Case	Filings	Dispositions
Civil	59	32
Money Judgments	32	7
Small Claims	160	117
Divorce	63	34
Mental Health	0	0
Juvenile	16	8
Criminal -		
A-B-C etc.	32	14
Criminal -		
D-E etc.	340	304
Traffic 'Criminal'	184	152
Civil Violations		
and Traffic	273	253
Infractions		
TOTAL	1,159	921
Number of Cases Disposed		
by Waivers ²		194

MADAWASKA

Civil	175	83
Money Judgments	175	176
Small Claims	285	211
Divorce	39	21
Mental Health	0	0
Juvenile	17	17
Criminal -		
A-B-C etc.	2	2
Criminal		
D-E etc.	166	157
Traffic 'Criminal'	245	189
Civil Violations		
and Traffic	136	121
Infractions		
TOTAL	1,240	977
Number of Cases Disposed		
by Waivers ²		118

MILLINOCKET

<u>Type of Case</u>	<u>Filings</u>	<u>Dispositions</u>
Civil	57	34
Money Judgments	58	81
Small Claims	168	129
Divorce	35	26
Mental Health	0	0
Juvenile	11	17
Criminal -		
A-B-C etc.	9	3
Criminal -		
D-E etc.	397	432
Traffic 'Criminal'	280	356
Civil Violations		
and Traffic	542	629
Infractions		
TOTAL	1,557	1,707
Number of Cases Disposed		
by Waivers ²		617

NEWPORT

Civil	47	37
Money Judgments	45	46
Small Claims	128	114
Divorce	56	64
Mental Health	0	0
Juvenile	24	17
Criminal -		
A-B-C etc.	21	8
Criminal		
D-E etc.	284	261
Traffic 'Criminal'	376	335
Civil Violations		
and Traffic	1,803	1,758
Infractions		
TOTAL	2,784	2,640
Number of Cases Disposed		
by Waivers ²		1,460

PORTLAND

<u>Type of Case</u>	<u>Filings</u>	<u>Dispositions</u>
Civil	1,312	884
Money Judgments	422	279
Small Claims	622	715
Divorce	621	605
Mental Health	164	115
Juvenile	351	289
Criminal -		
A-B-C etc.	271	285
Criminal -		
D-E etc.	1,554	1,310
Traffic 'Criminal'	4,319	3,448
Civil Violations		
and Traffic	8,337	10,368
Infractions		
TOTAL	17,973	18,298
Number of Cases Disposed		
by Waivers ²		8,170

PRESQUE ISLE

Civil	415	340
Money Judgments	259	209
Small Claims	203	155
Divorce	77	64
Mental Health	0	0
Juvenile	56	63
Criminal -		
A-B-C etc.	27	18
Criminal		
D-E etc.	276	492
Traffic 'Criminal'	619	501
Civil Violations		
and Traffic	1,606	1,849
Infractions		
TOTAL	3,538	3,691
Number of Cases Disposed		
by Waivers ²		1,305

ROCKLAND

Type of Case	Filings	Dispositions
Civil	244	180
Money Judgments	112	92
Small Claims	464	407
Divorce	137	155
Mental Health	0	0
Juvenile	55	37
Criminal - A-B-C etc.	57	32
Criminal - D-E etc.	477	448
Traffic 'Criminal'	844	815
Civil Violations and Traffic Infractions	1,079	1,017
TOTAL	3,469	3,183
Number of Cases Disposed by Waivers ²		995

RUMFORD

Civil	86	65
Money Judgments	49	41
Small Claims	292	264
Divorce	55	44
Mental Health	0	0
Juvenile	31	48
Criminal - A-B-C etc.	9	6
Criminal D-E etc.	359	280
Traffic 'Criminal'	401	412
Civil Violations and Traffic Infractions	530	571
TOTAL	1,812	1,731
Number of Cases Disposed by Waivers ²		338

SKOWHEGAN

Type of Case	Filings	Dispositions
Civil	182	153
Money Judgments	124	112
Small Claims	385	359
Divorce	117	120
Mental Health	0	0
Juvenile	89	154
Criminal - A-B-C etc.	76	66
Criminal - D-E etc.	807	808
Traffic 'Criminal'	1,222	1,191
Civil Violations and Traffic Infractions	2,374	2,171
TOTAL	5,376	5,134
Number of Cases Disposed by Waivers ²		2,205

SOUTH PARIS

Civil	56	29
Money Judgments	42	33
Small Claims	199	163
Divorce	78	67
Mental Health	0	0
Juvenile	52	63
Criminal - A-B-C etc.	23	30
Criminal D-E etc.	140	141
Traffic 'Criminal'	356	363
Civil Violations and Traffic Infractions	496	550
TOTAL	1,442	1,439
Number of Cases Disposed by Waivers ²		415

SPRINGVALE

<u>Type of Case</u>	<u>Filings</u>	<u>Dispositions</u>
Civil	127	103
Money Judgments	56	37
Small Claims	273	168
Divorce	129	108
Mental Health	0	0
Juvenile	20	31
Criminal -		
A-B-C etc.	52	52
Criminal -		
D-E etc.	371	301
Traffic 'Criminal'	907	828
Civil Violations		
and Traffic	843	834
Infractions		
TOTAL	2,778	2,462
Number of Cases Disposed		
by Waivers ²		878

VAN BUREN

Civil	0	0
Money Judgments	0	0
Small Claims	0	0
Divorce	0	0
Mental Health	0	0
Juvenile	1	1
Criminal -		
A-B-C etc.	15	14
Criminal		
D-E etc.	91	93
Traffic 'Criminal'	90	94
Civil Violations		
and Traffic	183	180
Infractions		
TOTAL	380	382
Number of Cases Disposed		
by Waivers ²		93

WATERVILLE

<u>Type of Case</u>	<u>Filings</u>	<u>Dispositions</u>
Civil	207	86
Money Judgments	110	96
Small Claims	293	288
Divorce	120	81
Mental Health	0	0
Juvenile	55	88
Criminal -		
A-B-C etc.	70	40
Criminal -		
D-E etc.	644	394
Traffic 'Criminal'	945	859
Civil Violations		
and Traffic	1,387	1,422
Infractions		
TOTAL	3,831	3,354
Number of Cases Disposed		
by Waivers ²		1,134

WISCASSET

Civil	123	95
Money Judgments	78	67
Small Claims	296	236
Divorce	110	80
Mental Health	0	0
Juvenile	41	28
Criminal -		
A-B-C etc.	26	26
Criminal		
D-E etc.	223	212
Traffic 'Criminal'	590	592
Civil Violations		
and Traffic	820	807
Infractions		
TOTAL	2,307	2,143
Number of Cases Disposed		
by Waivers ²		811

TABLE 3

DISPOSITIONS AND TRIALS
BY TYPE OF CASE

July 1, 1978 through December 31, 1978

STATEWIDE

<u>Type of Case</u>	<u>No. of Dispositions</u>	<u>No. of Trials</u>	<u>Trials as % of Total Dispositions</u>	<u>Average No. of Days from Request for Trial to Trial</u>
Civil	4,555	579	12.71	71
Money Judgments	2,561	500	19.52	69
Small Claims	6,693	748	10.82	45
Divorce	3,417	1,105	32.33	77
Mental Health	375	217	57.87	23
Juvenile	1,907	871	45.67	44
Criminal A-B-C	1,424	176	12.36	40
Criminal D-E	12,654	1,210	9.56	45
Traffic 'Criminal'	24,303	1,504	6.19	45
Civil Violations and Traffic Infractions	53,641	917	1.62	39
Total	111,530	7,827	7.01	50

AUGUSTA

<u>Type of Case</u>	<u>No. of Dispositions</u>	<u>No. of Trials</u>	<u>Trials as Percent of Total Dispositions</u>	<u>Average No. of Days from Request for Trial to Trial</u>
Civil	282	15	5.32	121
Money Judgments	96	3	3.13	231
Small Claims	406	40	9.85	49
Divorce	210	21	10.00	105
Mental Health	112	88	78.57	9
Juvenile	91	50	54.95	59
Criminal				
A-B-C	120	20	16.67	60
D-E	590	95	16.10	81
Traffic 'Criminal'	528	97	18.37	78
Civil Violations				
and Traffic	4,270	84	1.97	64
Infractions				
Total	6,705	513	7.65	86

BANGOR

Civil	395	68	17.22	37
Money Judgments	165	83	50.30	32
Small Claims	281	33	11.74	32
Divorce	255	191	79.90	69
Mental Health	145	126	86.90	14
Juvenile	216	170	78.70	59
Criminal				
A-B-C	87	3	4.17	51
D-E	525	41	7.81	41
Traffic 'Criminal'	2,339	103	4.40	22
Civil Violations				
and Traffic	3,796	43	1.13	21
Infractions				
Total	8,204	861	10.49	38

BATH

<u>Type of Case</u>	<u>No. of Dispositions</u>	<u>No. of Trials</u>	<u>Trials as Percent of Total Dispositions</u>	<u>Average No. of Days from Request for Trial to Trial</u>
Civil	145	6	4.14	77
Money Judgments	76	4	5.26	66
Small Claims	115	3	2.61	67
Divorce	130	3	2.31	112
Mental Health	0	0	---	0
Juvenile	17	7	41.18	28
Criminal				
A-B-C	36	4	11.11	51
Criminal				
D-E	264	29	10.98	45
Traffic 'Criminal'	753	45	5.98	27
Civil Violations				
and Traffic	1,475	49	3.32	27
Infractions				
Total	3,011	150	5.00	50

BAR HARBOR

Civil	83	5	6.02	24
Money Judgments	19	0	---	0
Small Claims	48	2	4.17	39
Divorce	38	16	42.11	34
Mental Health	0	0	---	0
Juvenile	12	0	---	0
Criminal				
A-B-C	7	0	---	0
Criminal				
D-E	105	17	16.19	52
Traffic 'Criminal'	87	4	4.60	41
Civil Violations				
and Traffic	360	12	3.33	34
Infractions				
Total	759	56	7.38	22

BELFAST

<u>Type of Case</u>	<u>No. of Dispositions</u>	<u>No. of Trials</u>	<u>Trials as Percent of Total Dispositions</u>	<u>Average No. of Days from Request for Trial to Trial</u>
Civil	74	6	8.11	86
Money Judgments	40	2	5.00	25
Small Claims	165	7	4.24	38
Divorce	92	5	5.43	90
Mental Health	0	0	---	0
Juvenile	30	10	33.33	26
Criminal				
A-B-C	59	15	25.42	51
Criminal				
D-E	411	20	4.87	39
Traffic 'Criminal'	548	21	3.83	44
Civil Violations and Traffic Infractions	725	14	1.93	34
Total	2,144	100	4.66	43

BIDDEFORD

Civil	145	31	21.37	110
Money Judgments	71	0	---	0
Small Claims	458	46	10.04	52
Divorce	171	163	95.32	33
Mental Health	0	0	---	0
Juvenile	102	11	10.78	30
Criminal				
A-B-C	67	0	---	0
Criminal				
D-E	864	33	3.82	57
Traffic 'Criminal'	1,831	16	.86	81
Civil Violations and Traffic Infractions	3,875	5	.13	71
Total	7,584	305	4.02	43

BRIDGTON

<u>Type of Case</u>	<u>No. of Dispositions</u>	<u>No. of Trials</u>	<u>Trials as Percent of Total Dispositions</u>	<u>Average No. of Days from Request for Trial to Trial</u>
Civil	50	7	14.00	57
Money Judgments	32	1	3.13	47
Small Claims	124	13	10.48	69
Divorce	52	13	25.00	56
Mental Health	0	0	---	0
Juvenile	35	11	31.43	31
Criminal				
A-B-C	26	0	---	0
D-E	221	3	1.36	21
Traffic 'Criminal'	290	16	5.52	25
Civil Violations				
and Traffic	491	1	.20	7
Infractions				
Total	1,321	65	4.92	31

BRUNSWICK

Civil	61	9	14.75	62
Money Judgments	17	5	29.41	306
Small Claims	107	29	27.10	32
Divorce	77	54	70.13	51
Mental Health	0	0	---	0
Juvenile	19	6	31.58	26
Criminal				
A-B-C	22	1	4.55	68
D-E	301	20	6.64	37
Traffic 'Criminal'	734	60	8.17	44
Civil Violations				
and Traffic	1,966	58	2.95	37
Infractions				
Total	3,304	242	7.40	66



CALAIS

<u>Type of Case</u>	<u>No. of Dispositions</u>	<u>No. of Trials</u>	<u>Trials as Percent of Total Dispositions</u>	<u>Average No. of Days from Request for Trial to Trial</u>
Civil	77	10	12.99	20
Money Judgments	60	14	23.33	51
Small Claims	122	22	18.03	27
Divorce	68	31	45.59	16
Mental Health	0	0	---	0
Juvenile	30	15	50.00	26
Criminal				
A-B-C	30	3	10.00	26
Criminal				
D-E	451	46	10.20	20
Traffic 'Criminal'	618	21	3.40	21
Civil Violations and Traffic Infractions	928	18	1.94	19
Total	2,384	180	7.60	23

CARIBOU

Civil	96	2	2.08	77
Money Judgments	69	1	1.45	42
Small Claims	143	5	3.50	22
Divorce	112	3	2.68	78
Mental Health	0	0	---	0
Juvenile	16	2	12.50	14
Criminal				
A-B-C	21	5	23.81	21
Criminal				
D-E	233	13	5.58	16
Traffic 'Criminal'	422	17	4.03	17
Civil Violations and Traffic Infractions	918	18	1.96	18
Total	2,030	66	3.25	31

DOVER-FOXCROFT

<u>Type of Case</u>	<u>No. of Dispositions</u>	<u>No. of Trials</u>	<u>Trials as Percent of Total Dispositions</u>	<u>Average No. of Days from Request for Trial to Trial</u>
Civil	41	9	21.95	41
Money Judgments	79	41	51.90	45
Small Claims	202	45	22.28	44
Divorce	42	5	11.90	146
Mental Health	0	0	---	0
Juvenile	37	8	21.62	18
Criminal				
A-B-C	22	10	45.45	17
D-E	310	24	7.74	27
Traffic 'Criminal'	308	18	5.84	26
Civil Violations and Traffic	474	14	2.95	21
Infractions				
Total	1,515	174	11.49	39

ELLSWORTH

Civil	128	20	15.63	142
Money Judgments	60	32	53.33	25
Small Claims	264	3	1.14	35
Divorce	92	85	92.39	56
Mental Health	0	0	---	0
Juvenile	35	12	34.29	47
Criminal				
A-B-C	14	0	---	0
D-E	435	5	1.15	44
Traffic 'Criminal'	626	27	4.31	37
Civil Violations and Traffic	1,154	32	2.77	39
Infractions				
Total	2,808	216	7.70	43

<u>FARMINGTON</u>				
<u>Type of Case</u>	<u>No. of Dispositions</u>	<u>No. of Trials</u>	<u>Trials as Percent of Total Dispositions</u>	<u>Average No. of Days from Request for Trial to Trial</u>
Civil	114	8	7.89	93
Money Judgments	46	14	30.43	36
Small Claims	224	9	4.02	88
Divorce	112	3	2.68	105
Mental Health	0	0	---	0
Juvenile	72	36	50.00	58
Criminal				
A-B-C	35	6	17.14	26
D-E	252	25	9.92	69
Traffic 'Criminal'	573	20	3.49	77
Civil Violations and Traffic	772	19	2.46	83
Infractions				
Total	2,200	140	6.36	64
<u>FORT KENT</u>				
Civil	0	0	---	0
Money Judgments	0	0	---	0
Small Claims	0	0	---	0
Divorce	0	0	---	0
Mental Health	0	0	---	0
Juvenile	0	0	---	0
Criminal	22	4	18.18	58
A-B-C	2	0	---	0
D-E	321	14	4.36	21
Traffic 'Criminal'	260	16	6.15	31
Civil Violations and Traffic	427	19	4.45	14
Infractions				
Total	1,032	53	5.14	12

HOULTON

<u>Type of Case</u>	<u>No. of Dispositions</u>	<u>No. of Trials</u>	<u>Trials as Percent of Total Dispositions</u>	<u>Average No. of Days from Request for Trial to Trial</u>
Civil	98	3	3.06	39
Money Judgments	87	10	11.49	1
Small Claims	231	8	3.46	23
Divorce	36	10	27.78	38
Mental Health	0	0	---	0
Juvenile	36	15	41.67	18
Criminal				
A-B-C	39	4	10.26	26
Criminal				
D-E	259	14	5.41	36
Traffic 'Criminal'	504	16	3.17	44
Civil Violations				
and Traffic	1,312	11	.38	24
Infractions				
Total	2,602	91	3.50	25

KITTERY

Civil	56	15	26.79	94
Money Judgments	20	6	30.00	69
Small Claims	137	26	18.98	59
Divorce	87	14	16.09	103
Mental Health	3	3	100.00	47
Juvenile	33	23	69.70	68
Criminal				
A-B-C	37	3	8.11	19
Criminal				
D-E	455	21	4.62	69
Traffic 'Criminal'	1,429	23	1.61	36
Civil Violations				
and Traffic	2,586	32	1.24	47
Infractions				
Total	4,843	166	3.43	61

HOULTON

<u>Type of Case</u>	<u>No. of Dispositions</u>	<u>No. of Trials</u>	<u>Trials as Percent of Total Dispositions</u>	<u>Average No. of Days from Request for Trial to Trial</u>
Civil	98	3	3.06	39
Money Judgments	87	10	11.49	1
Small Claims	231	8	3.46	23
Divorce	36	10	27.78	38
Mental Health	0	0	---	0
Juvenile	36	15	41.67	18
Criminal				
A-B-C	39	4	10.26	26
D-E	259	14	5.41	36
Traffic 'Criminal'	504	16	3.17	44
Civil Violations and Traffic Infractions	1,312	11	.38	24
Total	2,602	91	3.50	25

KITTERY

Civil	56	15	26.79	94
Money Judgments	20	6	30.00	69
Small Claims	137	26	18.98	59
Divorce	87	14	16.09	103
Mental Health	3	3	100.00	47
Juvenile	33	23	69.70	68
Criminal				
A-B-C	37	3	8.11	19
D-E	455	21	4.62	69
Traffic 'Criminal'	1,429	23	1.61	36
Civil Violations and Traffic Infractions	2,586	32	1.24	47
Total	4,843	166	3.43	61



LEWISTON

<u>Type of Case</u>	<u>No. of Dispositions</u>	<u>No. of Trials</u>	<u>Trials as Percent of Total Dispositions</u>	<u>Average No. of Days from Request for Trial to Trial</u>
Civil	532	173	32.52	47
Money Judgments	302	7	2.32	25
Small Claims	190	88	46.32	43
Divorce	315	198	62.86	54
Mental Health	0	0	---	0
Juvenile	131	109	83.21	57
Criminal				
A-B-C	161	46	28.57	37
Criminal				
D-E	737	201	27.27	119
Traffic 'Criminal'	1,960	231	11.79	102
Civil Violations				
and Traffic	3,744	102	2.72	105
Infractions				
Total	8,072	1,155	14.31	59

LINCOLN

Civil	35	8	22.86	104
Money Judgments	36	13	36.11	53
Small Claims	109	16	14.68	33
Divorce	41	11	26.83	85
Mental Health	0	0	---	0
Juvenile	49	0	---	0
Criminal				
A-B-C	38	10	26.32	29
Criminal				
D-E	199	39	19.60	27
Traffic 'Criminal'	106	39	36.79	27
Civil Violations				
and Traffic	1,618	40	2.47	27
Infractions				
Total	2,231	176	7.89	39

LIVERMORE FALLS

<u>Type of Case</u>	<u>No. of Dispositions</u>	<u>No. of Trials</u>	<u>Trials as Percent of Total Dispositions</u>	<u>Average No. of Days from Request for Trial to Trial</u>
Civil	22	3	13.64	176
Money Judgments	10	6	60.00	319
Small Claims	41	3	7.32	44
Divorce	18	3	16.67	94
Mental Health	0	0	---	0
Juvenile	63	41	65.08	21
Criminal				
A-B-C	5	1	20.00	27
Criminal				
D-E	88	14	15.91	65
Traffic 'Criminal'	252	32	12.70	24
Civil Violations and Traffic	220	10	4.55	24
Infractions				
Total	719	113	15.72	79

MACHIAS

Civil	32	8	25.00	25
Money Judgments	7	1	14.29	28
Small Claims	117	2	1.71	28
Divorce	34	2	5.88	423
Mental Health	0	0	---	0
Juvenile	8	1	12.50	127
Criminal				
A-B-C	14	2	14.29	45
Criminal				
D-E	304	27	8.88	19
Traffic 'Criminal'	152	10	6.58	16
Civil Violations and Traffic	253	4	1.58	4
Infractions				
Total	921	57	6.19	72

Type of Case

MILLINOCKET

Civil	34	3	8.82	15
Money Judgments	81	35	43.21	45
Small Claims	129	14	10.85	45
Divorce	26	6	23.08	91
Mental Health	0	0	---	0
Juvenile	17	1	5.88	4
Criminal				
A-B-C	3	0	---	0
Criminal				
D-E	432	30	6.94	46
Traffic 'Criminal	356	27	7.58	45
Civil Violations				
and Traffic	629	8	1.27	47
Infractions				
Total	1,707	124	7.26	34

NEWPORT

<u>Type of Case</u>	<u>No. of Dispositions</u>	<u>No. of Trials</u>	<u>Trials as Percent of Total Dispositions</u>	<u>Average No. of Days from Request for Trial to Trial</u>
Civil	37	4	10.81	44
Money Judgments	46	0	---	0
Small Claims	114	16	14.04	74
Divorce	64	9	14.06	28
Mental Health	0	0	---	0
Juvenile	17	12	70.59	31
Criminal				
A-B-C	8	2	25.00	14
D-E	261	22	8.43	26
Traffic 'Criminal'	335	19	5.67	34
Civil Violations				
and Traffic	1,758	13	.74	19
Infractions				
Total	2,640	97	3.67	27

PORTLAND

Civil	884	(15) ¹	6.45	(100) ¹
Money Judgments	279	52	18.64	69
Small Claims	715	44	6.15	69
Divorce	605	30	4.96	71
Mental Health	115	0	---	0
Juvenile	289	113	39.10	9
Criminal				
A-B-C	285	4	1.40	100
D-E	1,310	153	11.68	85
Traffic 'Criminal'	3,448	208	6.03	108
Civil Violations				
and Traffic	10,368	62	.60	90
Infractions				
Total	18,298	723	4.00	69

¹Includes December only due to compulation errors.

PRESQUE ISLE

Type of Case	No. of Dispositions	No. of Trials	Trials as Percent of Total Dispositions	Average No. of Days from Request for Trial to Trial
Civil	340	25	7.35	48
Money Judgments	209	39	18.66	26
Small Claims	155	45	29.03	39
Divorce	64	53	82.81	57
Mental Health	0	0	---	0
Juvenile	63	10	15.87	27
Criminal				
A-B-C	18	3	16.67	23
Criminal				
D-E	492	21	4.26	39
Traffic 'Criminal'	501	32	6.39	38
Civil Violations and Traffic Infractions	1,849	63	3.41	38
Total	3,691	291	7.88	34

ROCKLAND

Civil	180	5	2.78	105
Money Judgments	92	0	---	0
Small Claims	407	18	4.42	13
Divorce	155	2	1.29	11
Mental Health	0	0	---	0
Juvenile	37	17	45.95	41
Criminal				
A-B-C	32	5	15.63	5
Criminal				
D-E	448	23	5.13	43
Traffic 'Criminal'	815	16	1.96	20
Civil Violations and Traffic Infractions	1,017	11	1.08	21
Total	3,183	97	3.05	26

CONTINUED

3 OF 4

RUMFORD

<u>Type of Case</u>	<u>No. of Dispositions</u>	<u>No. of Trials</u>	<u>Trials as Percent of Total Dispositions</u>	<u>Average No. of Days from Request for Trial to Trial</u>
Civil	65	8	12.31	84
Money Judgments	41	38	92.68	48
Small Claims	264	24	9.09	67
Divorce	44	31	70.45	88
Mental Health	0	0	---	0
Juvenile	48	18	37.50	54
Criminal				
A-B-C	6	3	50.00	112
Criminal				
D-E	280	73	26.07	75
Traffic 'Criminal'	412	117	28.40	114
Civil Violations and Traffic Infractions	571	74	12.96	98
Total	1,731	386	22.29	74

SKOWHEGAN

Civil	153	10	6.54	63
Money Judgments	112	40	35.71	65
Small Claims	359	18	5.01	65
Divorce	120	76	63.33	55
Mental Health	0	0	---	0
Juvenile	154	41	26.62	165
Criminal				
A-B-C	66	3	4.55	54
Criminal				
D-E	808	25	3.09	39
Traffic 'Criminal'	1,191	34	2.85	45
Civil Violations and Traffic Infractions	2,171	8	.37	41
Total	5,134	255	5.00	59

SOUTH PARIS

<u>Type of Case</u>	<u>No. of Dispositions</u>	<u>No. of Trials</u>	<u>Trials as Percent of Total Dispositions</u>	<u>Average No. of Days from Request for Trial to Trial</u>
Civil	29	1	3.45	26
Money Judgments	33	0	---	0
Small Claims	163	2	1.23	29
Divorce	67	2	2.99	49
Mental Health	0	0	---	0
Juvenile	63	38	60.32	54
Criminal				
A-B-C	30	4	13.33	34
Criminal				
D-E	141	9	6.38	62
Traffic 'Criminal'	363	16	4.41	56
Civil Violations				
and Traffic	550	13	2.36	88
Infractions				
Total	1,439	85	5.91	40

SPRINGVALE

Civil	103	14	13.59	60
Money Judgments	37	3	8.11	35
Small Claims	168	18	10.71	30
Divorce	108	12	11.11	64
Mental Health	0	0	---	0
Juvenile	31	0	---	0
Criminal				
A-B-C	52	9	17.31	22
Criminal				
D-E	301	17	5.65	46
Traffic 'Criminal'	828	50	6.04	56
Civil Violations				
and Traffic	834	11	1.32	56
Infractions				
Total	2,462	134	5.44	37

VAN BUREN

<u>Type of Case</u>	<u>No. of Dispositions</u>	<u>No. of Trials</u>	<u>Trials as Percent of Total Dispositions</u>	<u>Average No. of Days from Request for Trial to Trial</u>
Civil	0	0	---	0
Money Judgments	0	0	---	0
Small Claims	0	0	---	0
Divorce	0	0	---	0
Mental Health	0	0	---	0
Juvenile	1	0	---	0
Criminal				
A-B-C	14	3	21.43	24
Criminal				
D-E	93	4	4.30	13
Traffic 'Criminal'	94	5	5.32	15
Civil Violations				
and Traffic	180	4	2.22	16
Infractions				
Total	382	16	4.19	16

WATERVILLE

Civil	86	21	24.42	107
Money Judgments	96	11	11.46	45
Small Claims	288	125	43.40	81
Divorce	81	38	46.91	17
Mental Health	0	0	---	0
Juvenile	88	77	87.50	68
Criminal				
A-B-C	40	2	5.00	54
Criminal				
D-E	394	73	18.53	55
Traffic 'Criminal'	859	101	11.76	74
Civil Violations				
and Traffic	1,422	52	3.66	47
Infractions				
Total	3,354	500	14.91	55

WISCASSET

<u>Type of Case</u>	<u>No. of Dispositions</u>	<u>No. of Trials</u>	<u>Trials as Percent of Total Dispositions</u>	<u>Average No. of Days from Request for Trial to Trial</u>
Civil	95	12	12.63	68
Money Judgments	67	28	41.79	32
Small Claims	236	12	5.08	24
Divorce	80	9	11.25	55
Mental Health	0	0	---	0
Juvenile	28	10	35.71	20
Criminal				
A-B-C	26	5	19.23	41
D-E	212	39	18.40	19
Traffic 'Criminal'	592	31	5.24	21
Civil Violations				
and Traffic	807	11	1.36	10
Infractions				
Total	2,143	157	7.33	29

APPENDIX IV
ADMINISTRATIVE COURT STATISTICS

Effective July 1, 1978, the jurisdiction of the Administrative Court expanded and the Court joined the Judicial Department. Shortly thereafter, a limited, manual statistical reporting system was developed for the Administrative Court. Below are filing and disposition figures for cases filed and disposed between July 1 and December 31, 1978.

The disposition figures exceed the filing figures, because the Administrative Court disposed cases filed prior to July 1, 1978 as well as after that date.

<u>Type of Case</u>	<u>Filings</u>	<u>Dispositions</u>
Bureau of Liquor Enforcement	191	220
Department of Secretary of State	41	34
Bureau of Maine State Police	18	8
Department of Human Services	8	9
Real Estate Commission	3	1
Maine Department of Business Regulation	1	1
Harness Racing Commission	1	1
Board of Dental Examiners	1	1
Board of Commissioners for the Profession of Pharmacy	0	1
Appeal from decision of Bureau of Alcoholic Beverages	1	1
State Board of Licensure of Medical Facilities other than Hospitals	1	1
Appeal from decision of Harness Racing Commission	1	1
Totals	267	278

END