

**children Under  
community  
supervision**

**FY 1981**

 **Virginia Department of Corrections**

82702

U.S. Department of Justice 82702  
National Institute of Justice

This document has been reproduced exactly as received from the person or organization originating it. Points of view or opinions stated in this document are those of the authors and do not necessarily represent the official position or policies of the National Institute of Justice.

Permission to reproduce this copyrighted material has been granted by

Virginia Department of  
Corrections

to the National Criminal Justice Reference Service (NCJRS).

Further reproduction outside of the NCJRS system requires permission of the copyright owner.

1 2 3 4 5 6 7 8 9 10 11 12 13 14 15 16 17 18 19 20 21 22 23 24 25 26 27 28 29 30 31 32 33 34 35 36 37 38 39 40 41 42 43 44 45 46 47 48 49 50 51 52 53 54 55 56 57 58 59 60 61 62 63 64 65 66 67 68 69 70 71 72 73 74 75 76 77 78 79 80 81 82 83 84 85 86 87 88 89 90 91 92 93 94 95 96 97 98 99 100

**CHILDREN UNDER  
COMMUNITY SUPERVISION  
FISCAL YEAR 1981**

Division of Program Development  
and Evaluation  
-- Research and Reporting Unit --

# Virginia Department of Corrections

*Terrell Don Hutto*  
DIRECTOR

*Doris R. DeHart, Deputy Director*  
YOUTH & COMMUNITY SERVICES

*Herbert A. Parr, Assistant Director*  
STAFF SUPPORT & SERVICES

*Robert M. Landon, Deputy Director*  
ADULT INSTITUTIONAL SERVICES

*Edward E. Schultz, Jr., Assistant Director*  
EMPLOYEE RELATIONS

*Frank Mueller, Deputy Director*  
ADMINISTRATION & OPERATIONS

*William E. Weddington, Assistant Director*  
PROGRAM DEVELOPMENT & EVALUATION

*S. Cary Gill, Assistant Director*  
CAPITAL OUTLAY & MAINTENANCE

*Robert E. Zukowski, Assistant Director*  
FINANCE

P. O. Box 26963  
Richmond, Virginia 23261

#### P R E F A C E

The information in this publication was compiled by the Research and Reporting Unit, Division of Program Development and Evaluation. The report was prepared by Zona G. Jackson, Statistician. Michelle Jenkins and Betty Mayer, Clerks, provided special assistance. Typesetting and graphics were done by Sharon S. O'Keefe, Graphic Artist Illustrator. Coordination and review were done by Helen S. Hinshaw, Reporting Supervisor. The data concerning court service units were supplied by the information system administered by the Evaluation and Monitoring Unit of the Division of Program Development and Evaluation.

The responses to a survey of the 1980 annual report entitled *Adults and Children Under Community Supervision* indicated the desirability of dividing the adult and juvenile data into two separate annuals. Thus, this fiscal year 1981 report entitled *Children Under Community Supervision* is the first of such annual reports. Individuals interested in adult data should request a copy of the fiscal year 1981 *Adults Under Community Supervision*. Copies of annual reports containing both juvenile and adult data are available for fiscal years 1978 through 1980.

All questions, remarks or requests concerning this publication should be addressed to:

**VIRGINIA DEPARTMENT OF CORRECTIONS**  
Division of Program Development and Evaluation  
Research and Reporting Unit  
P. O. Box 26963  
Richmond, Virginia 23261  
(804) 257-1974

## Index of Localities

COUNTY	Juvenile Court Service Workload Data PAGE
ACCOMACK . . . . .	54
ALBEMARLE . . . . .	24
ALLEGHANY . . . . .	12
AMELIA . . . . .	46
AMHERST . . . . .	30
APPOMATTOX . . . . .	22
ARLINGTON . . . . .	34
AUGUSTA . . . . .	12
BATH . . . . .	12
BEDFORD . . . . .	30
BLAND . . . . .	18
BOTETOURT . . . . .	12
BRUNSWICK . . . . .	60
BUCHANAN . . . . .	18
BUCKINGHAM . . . . .	22
CAMPBELL . . . . .	30
CAROLINE . . . . .	32
CARROLL . . . . .	14
CHARLES CITY . . . . .	44
CHARLOTTE . . . . .	22
CHESTERFIELD . . . . .	48
CLARKE . . . . .	40
CRAIG . . . . .	12
CULPEPER . . . . .	24
CUMBERLAND . . . . .	22
DICKENSON . . . . .	18
DINWIDDIE . . . . .	46
ESSEX . . . . .	32
FAIRFAX . . . . .	36
FAUQUIER . . . . .	38
FLOYD . . . . .	14
FLUVANNA . . . . .	24
FRANKLIN . . . . .	28
FREDERICK . . . . .	40

COUNTY	Juvenile Court Service Workload Data PAGE
GILES . . . . .	18
GLOUCESTER . . . . .	44
GOOCHLAND . . . . .	24
GRAYSON . . . . .	14
GREENE . . . . .	24
GREENSVILLE . . . . .	60
HALIFAX . . . . .	22
HANOVER . . . . .	32
HENRICO . . . . .	51
HENRY . . . . .	26
HIGHLAND . . . . .	12
ISLE OF WIGHT . . . . .	58
JAMES CITY . . . . .	44
KING GEORGE . . . . .	32
KING & QUEEN . . . . .	44
KING WILLIAM . . . . .	44
LANCASTER . . . . .	32
LEE . . . . .	20
LOUDOUN . . . . .	38
LOUISA . . . . .	24
LUNENBURG . . . . .	22
MADISON . . . . .	24
MATHEWS . . . . .	44
MECKLENBURG . . . . .	22
MIDDLESEX . . . . .	44
MONTGOMERY . . . . .	14
NANSEMOND . . . . .	-
NELSON . . . . .	30
NEW KENT . . . . .	44
NORTHAMPTON . . . . .	54
NORTHUMBERLAND . . . . .	32
NOTTOWAY . . . . .	46
ORANGE . . . . .	24
PAGE . . . . .	40

*Continued on next page.*

INDEX OF LOCALITIES (Continued from previous page)

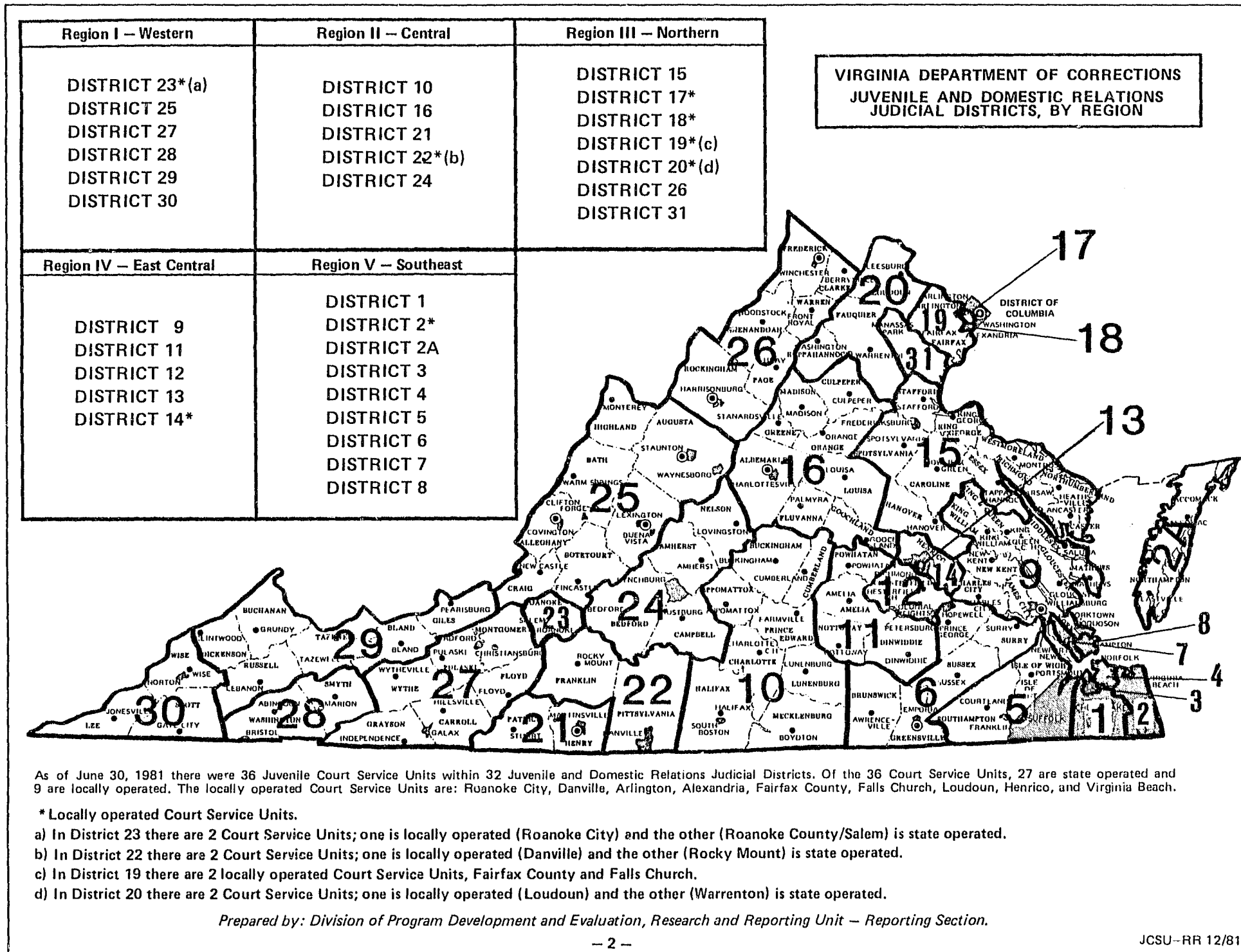
	Juvenile Court Service Workload Data		Juvenile Court Service Workload Data
COUNTY	PAGE	CITY	PAGE
PATRICK . . . . .	26	COLLINSVILLE . . . . .	—
PITTSYLVANIA . . . . .	28	COLONIAL HEIGHTS . . . . .	48
POWHATAN . . . . .	46	COVINGTON . . . . .	12
PRINCE EDWARD . . . . .	22	CULPEPER . . . . .	—
PRINCE GEORGE . . . . .	60	DANVILLE . . . . .	28
PRINCE WILLIAM . . . . .	42	EMPORIA . . . . .	60
PULASKI . . . . .	14	FALLS CHURCH . . . . .	36
RAPPAHANNOCK . . . . .	38	FRANKLIN . . . . .	58
RICHMOND . . . . .	32	FREDERICKSBURG . . . . .	32
ROANOKE . . . . .	10	GALAX . . . . .	14
ROCKBRIDGE . . . . .	12	HAMPTON . . . . .	63
ROCKINGHAM . . . . .	40	HARRISONBURG . . . . .	40
RUSSELL . . . . .	18	HOPEWELL . . . . .	60
SCOTT . . . . .	20	LEXINGTON . . . . .	12
SHENANDOAH . . . . .	40	LYNCHBURG . . . . .	30
SMYTH . . . . .	16	MANASSAS . . . . .	42
SOUTHAMPTON . . . . .	58	MANASSAS PARK . . . . .	42
SPOTSYLVANIA . . . . .	32	MARTINSVILLE . . . . .	26
STAFFORD . . . . .	32	NEWPORT NEWS . . . . .	62
SURRY . . . . .	60	NORFOLK . . . . .	57
SUSSEX . . . . .	60	NORTON . . . . .	20
TAZEWELL . . . . .	18	PETERSBURG . . . . .	46
WARREN . . . . .	40	POQUOSON . . . . .	44
WASHINGTON . . . . .	16	PORTSMOUTH . . . . .	56
WESTMORELAND . . . . .	32	RADFORD . . . . .	14
WISE . . . . .	20	RICHMOND . . . . .	50
WYTHE . . . . .	14	ROANOKE . . . . .	10
YORK . . . . .	44	SALEM . . . . .	10
CITY		SOUTH BOSTON . . . . .	22
ALEXANDRIA . . . . .	35	STAUNTON . . . . .	12
BEDFORD . . . . .	30	SUFFOLK . . . . .	58
BRISTOL . . . . .	16	VIRGINIA BEACH . . . . .	53
BUENA VISTA . . . . .	12	WAYNESBORO . . . . .	30
CHARLOTTESVILLE . . . . .	24	WILLIAMSBURG . . . . .	44
CHESAPEAKE . . . . .	52	WINCHESTER . . . . .	40
CLIFTON FORGE . . . . .	12		

EXPLANATION OF WORKLOAD STATISTICS

*The data in this statistical report reflect the workload of the Juvenile Court Service Units. The workload of these Units not only includes the caseload of persons under supervision but also measures the other services delivered by the Units to their clients.*

*It is not appropriate to draw comparisons between the individual districts within the juvenile systems. The services provided by the Court Service Units are impacted by the needs of their locality. The workload cannot be considered comparable between the localities because of the divergent demands of the individual communities. The variation in workload is affected by the level and type of requests received from the court, the geography and size of the district, and by the levels of supervision required by the individual clients.*





## Children and Families Under Supervision of Virginia Court Service Units Fiscal Year Ending June 30, 1981

*This report represents the workload of the Juvenile and Domestic Relations District Court Service Units for fiscal year 1981. These Units provide diversionary and supervisory services for those juveniles and adults referred to the Juvenile and Domestic Relations District Courts of the Commonwealth of Virginia. These Courts are responsible for adjudicating the cases of juveniles charged with delinquency, children in need of services (juvenile status cases) and abused and neglected children. In addition, the Courts are responsible for offenses committed by adults against juveniles, and family matters (support enforcement, general family counseling and custody) except adoption and divorce. The Court Service Units offer comprehensive services for juveniles whose offense or referral for services was made prior to the legal age of 18. Services may also be provided to adults who are experiencing family difficulties which are suited to unofficial arbitration, to counseling, or to legal intervention. The map on page 2 shows the 32 Judicial Districts in which the 36 Juvenile Court Service Units are located. There are 27 state operated and 9 locally operated Juvenile Court Service Units.*

### INTAKE

During fiscal year 1981 there were 108,747 Intake Cases referred to Court Service Units. Intake Cases accounted for 72.1% of the 150,907 total services completed in fiscal 1981.

In examining regional totals, Region V (Southeast) received the greatest number of Intake Referrals, accounting for 30,255 intakes or 27.8% of all Intake Referrals for

fiscal 1981. Region III (Northern) was second in Intake Referrals, accounting for 29,231 or 26.9% of all such referrals. Region I (Western) was third in Intake Referrals with 18,182 or 16.7%, while Region II (Central) had the fewest referrals, accounting for only 15,121 intakes or 13.9% of the total intake workload.

### TRANSFER REPORTS

Transfer Reports are ordered on individuals fifteen years of age or older who have been charged with certain felonies. The report is used to determine if an individual should be transferred to Circuit Court for trial as an adult.

There were 1,794 Transfer Reports completed in fiscal 1981. These reports represent 8.2% of the 21,855 reports (Social History, Transfer, Addendum, and Foster Care) completed by the Court Service Units.

In examining regional totals, Region V (Southeast) completed the most Transfer Reports in fiscal 1981, accounting for 665 reports or 37.1% of all such reports. Region IV (East Central) had the second largest number of Transfer Report completions with 506 or 28.2% of all such reports. Region I (Western) had the fewest number of Transfer Reports with only 132 or 7.4% of the total Transfer Reports completed.

#### **SOCIAL HISTORY REPORTS**

When requested by the judge prior to court disposition, a comprehensive study of the child's social history and environment is made. The Court Service Unit, according to Standards adopted by the State Board of Corrections, must complete a Social History Report on any child placed under supervision. As a result, the number of Social History Reports represents all children receiving supervision for a period of over three months.

Social History Reports accounted for 56.7% of all reports completed by Court Service Units in fiscal 1981. There were 12,399 Social History Reports completed in this fiscal year.

In examining regional totals, Region V (Southeast) completed the largest number of Social History Reports, accounting for 4,729 or 38.1% of all Social History Report completions. Region III (Northern) was second in completions, accounting for 2,912 Social History Report completions or 23.5% of all Social History Reports. Region II (Central) had the fewest completions of Social History Reports, with 1,371 reports.

#### **ADDENDUM REPORTS**

Addendum Reports are short reports sent to the court concerning Social History updates, or any other short report or progress report made for the court's use.

In fiscal 1981 there were 6,301 Addendum Reports submitted to the courts. The above figure represents 28.8% of all reports completed by the Court Service Units during the fiscal year.

In examining regional totals, Region V (Southeast) completed the largest number of Addendum Reports in fiscal 1981, accounting for 2,450 reports. Region IV (East Central) was second in reporting, with 1,374 Addendum Reports.

#### **FOSTER CARE REPORTS**

Section 16.1-282 of the Code of Virginia requires a yearly court review of each child who is in a foster care placement. When upon order of the judge, the Court Service Units assist in this review, they report and receive credit for this service.

There were 1,361 Foster Care Reports submitted to the courts in fiscal 1981. The above figure represents only 6.2% of all reports completed by the Court Service Units during the fiscal year.

In the regional analysis, Region V (Southeast) had the largest number of Foster Care Reports submitted to the courts, accounting for 499 reports or 36.7% of all Foster Care Reports completed during the fiscal year. Region I (Western) was second in reporting with 342 Foster Care Reports.

#### **PROBATION/SUPERVISION CASES**

Juvenile Probation/Supervision comprised 13,757 cases or 89.6% of all Probation/Supervision cases completed in fiscal 1981. Adult Probation/Supervision accounted for the remaining 1,591 cases completed or 10.4 % of all Probation/Supervision cases completed. The combined totals of Juvenile and Adult Probation/Supervision cases completed comprised 15,348 or 10.2% of the total workload of 150,907 cases, intakes and reports completed in fiscal year 1981.

Official Juvenile Probation cases completed in fiscal 1981 accounted for 7,087 cases or 51.5% of all juvenile cases, while the remaining 6,670 juvenile cases completed had been under Unofficial Supervision. Official Adult Probation cases completed accounted for 319 cases or 20.0% of the total Adult Probation cases completed, while Unofficial Adult Supervision accounted for 1,272 cases or 80.0% of all Adult Probation/Supervision cases completed. There were 6,090 Official and 1,284 Unofficial Juvenile cases carried over to fiscal 1982 and only 279 Official and 162 Unofficial Adult cases carried over.

In examining regional totals, Region V (Southeast) accounted for the largest number of completions, with 4,633 Juvenile Probation/Supervision cases and 834 Adult Probation/Supervision cases. Southeast's Juvenile and Adult completions combined represented 35.6% of all Probation/Supervision cases completed in fiscal 1981. Southeast also accounted for the largest number of cases carried over, with 2,273 Juvenile and 179 Adult Probation/Supervision cases. Region III (Northern) had the second largest number of cases completed with 3,199 Juvenile and 70 Adult Probation/Supervision cases completed and 2,011 Juvenile and 76 Adult Probation/Supervision cases carried over to fiscal 1982.

#### **AFTERCARE SUPERVISION IN DIRECT CARE**

The Court Service Units provide services through visitation and contact with children in Direct Care. In fiscal 1981 there were 431 children in Direct Care released from Aftercare Supervision. The Court Service Units carried 1,010 Aftercare in Direct Care cases over into fiscal 1982.

Region III (Northern) accounted for the largest number of children (158) released from Direct State Care in fiscal 1981. Region V (Southeast) accounted for the second largest number of children (91) released from Direct Care in fiscal 1981. Southeast also accounted for the largest number of children (332) in Direct State Care carried over into fiscal 1982.

#### **FAMILY COUNSELING**

All families of children in the direct care of the Department of Corrections are contacted and provided services if needed while their children are under State care. Family Counseling is also provided for families of children on

Aftercare Supervision and is available for families of children on Probation or involved in other juvenile and domestic relations cases. During fiscal 1981 there were 3,675 families released from Family Counseling Services. There were 1,742 families carried over into fiscal 1982 for counseling services.

During fiscal year 1981, Region V (Southeast) released the largest number of families (1,484) from counseling services. Southeast also had the largest number of Family Counseling Cases carried over into fiscal 1982, carrying 609 cases. Region IV (East Central) had the second largest number of families released from counseling during the fiscal year, accounting for 852 releases. East Central was also second in Family Counseling Cases carried over into fiscal 1982, carrying 437 cases.

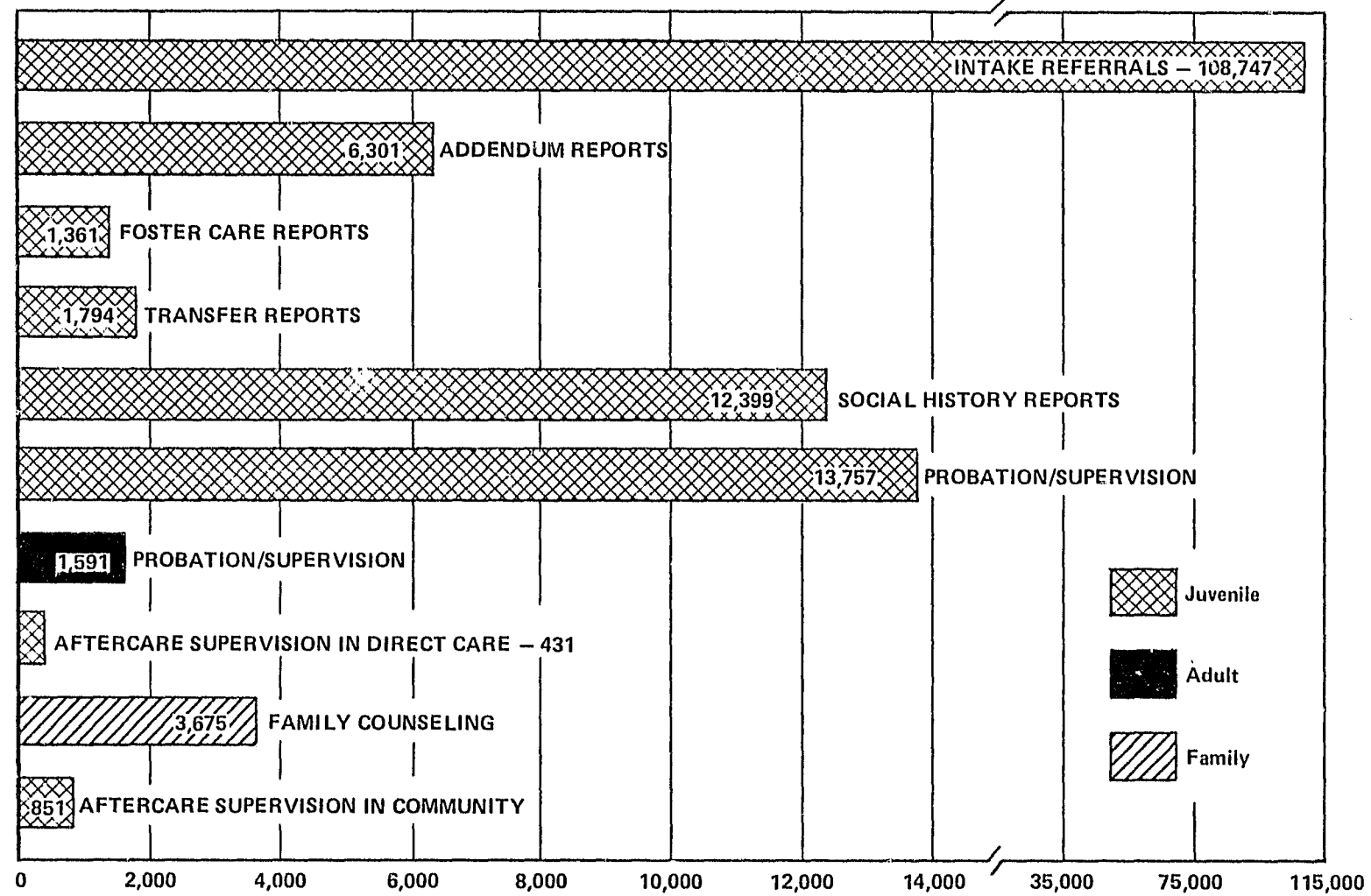
#### **AFTERCARE SUPERVISION IN COMMUNITY**

The Court Service Units discharged 851 juveniles from Aftercare Supervision in the Community in fiscal 1981. The Court Service Units carried 776 cases on Aftercare Supervision in the Community into fiscal 1982. The children discharged from Aftercare in the Community comprise only 0.6% of the total 150,907 supervision cases, intakes, and reports completed in fiscal year 1981.

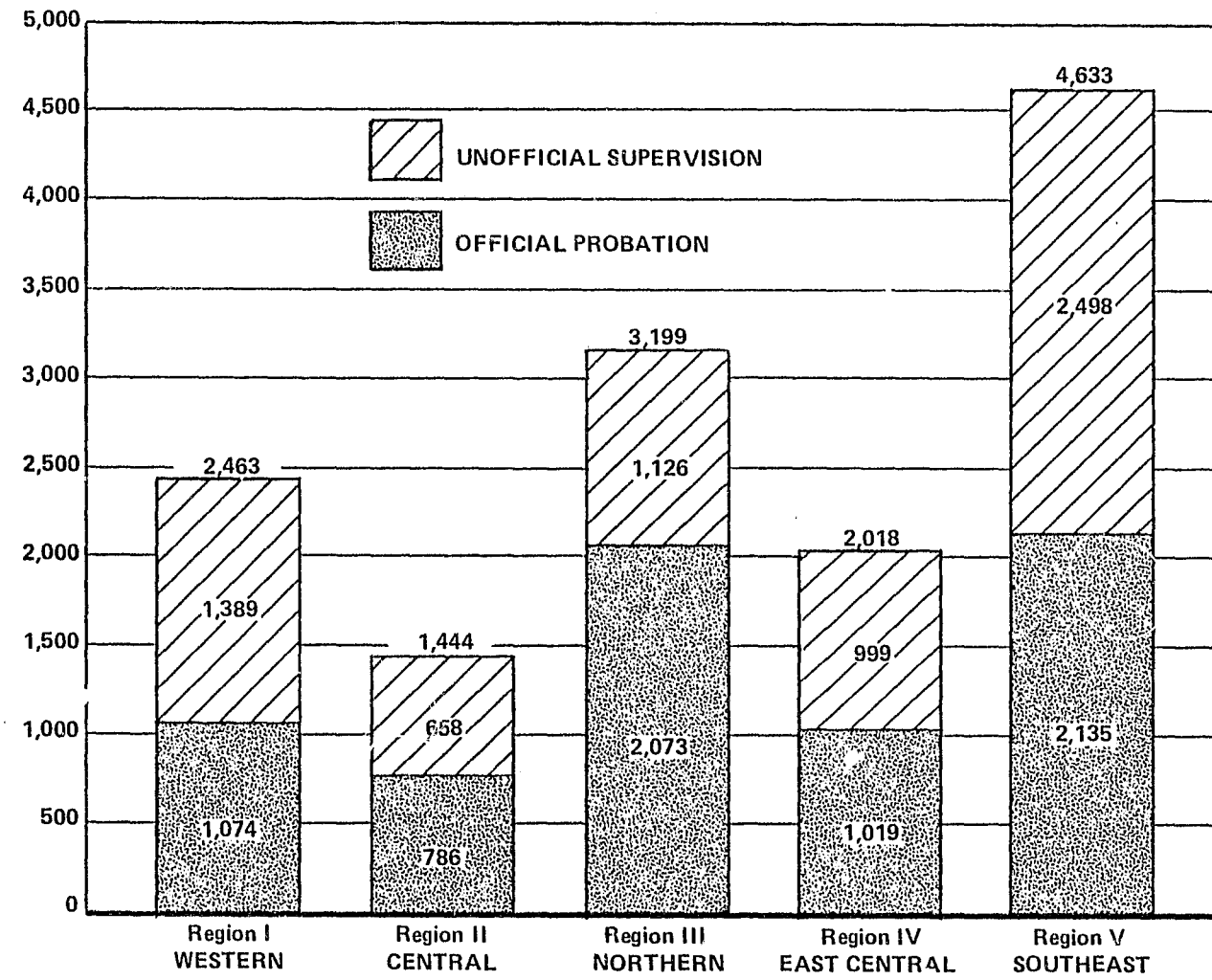
In examining the regional totals, Region V (Southeast) accounted for the greatest number of discharges in fiscal 1981, with 236, and 273 cases carried over into fiscal 1982. Region III (Northern) was second in both discharges and in cases carried over, accounting for 220 discharges in fiscal 1981, and 179 cases carried over into fiscal 1982.

### CHART 1

#### Services Provided by Court Service Units Fiscal Year Ending June 30, 1981



**CHART 2**  
**Juvenile Probation Cases Closed**  
**During Fiscal Year 1981**



**REGIONAL SUMMARY OF PERSONS UNDER SUPERVISION OF COURT SERVICE UNITS  
FISCAL YEAR ENDING JUNE 30, 1981**

REGION/DISTRICT	JUVENILES UNDER SUPERVISION							
	Official Probation		Unofficial Supervision		Aftercare in Direct Care		Aftercare in Community	
	Under Supervision 6/30/81	Cases Completed During Year	Under Supervision 6/30/81	Cases Completed During Year	Under Supervision 6/30/81	Cases Completed During Year	Under Supervision 6/30/81	Cases Completed During Year
<b>REGION I - WESTERN</b>	895	1,074	132	1,389	116	61	64	118
District 23	122	218	26	153	33	32	11	42
District 25	145	178	24	303	23	14	12	21
District 27	124	152	62	511	12	3	9	19
District 28	200	259	1	4	15	4	14	11
District 29	185	170	15	359	20	2	17	10
District 30	119	97	14	59	13	6	1	15
<b>REGION II - CENTRAL</b>	738	786	83	658	121	65	114	113
District 10	122	150	8	120	20	20	8	19
District 16	196	155	6	41	32	5	43	30
District 21	159	101	40	160	16	4	29	12
District 22	101	154	7	11	30	14	16	26
District 24	160	226	22	326	23	22	18	26
<b>REGION III - NORTHERN</b>	1,696	2,073	315	1,126	275	158	179	220
District 15	240	268	14	147	51	7	32	28
District 17	162	194	57	219	25	9	27	29
District 18	131	121	72	186	22	6	13	22
District 19	476	604	36	99	49	62	45	44
District 20	150	174	39	70	12	8	6	15
District 26	114	99	7	10	23	20	22	29
District 31	423	613	90	395	93	46	34	53
<b>REGION IV - EAST CENTRAL</b>	1,001	1,019	241	999	166	56	146	164
District 9	212	226	40	29	21	11	17	25
District 11	185	243	35	353	23	8	15	26
District 12	110	118	23	267	29	10	8	18
District 13	241	189	125	155	69	14	68	75
District 14	253	243	18	195	24	13	38	20
<b>REGION V - SOUTHEAST</b>	1,760	2,135	513	2,498	332	91	273	236
District 1	223	351	38	155	32	19	28	28
District 2	205	289	53	811	22	3	20	21
District 2A	25	31	3	11	12	5	1	14
District 3	145	151	30	150	37	10	32	19
District 4	521	617	206	722	90	23	80	70
District 5	161	128	6	57	27	4	13	24
District 6	95	75	26	185	26	7	19	9
District 7	247	362	95	251	53	14	41	31
District 8	138	131	56	156	33	6	39	20
<b>GRAND TOTAL</b>	<b>6,090</b>	<b>7,087</b>	<b>1,284</b>	<b>6,670</b>	<b>1,010</b>	<b>431</b>	<b>776</b>	<b>851</b>

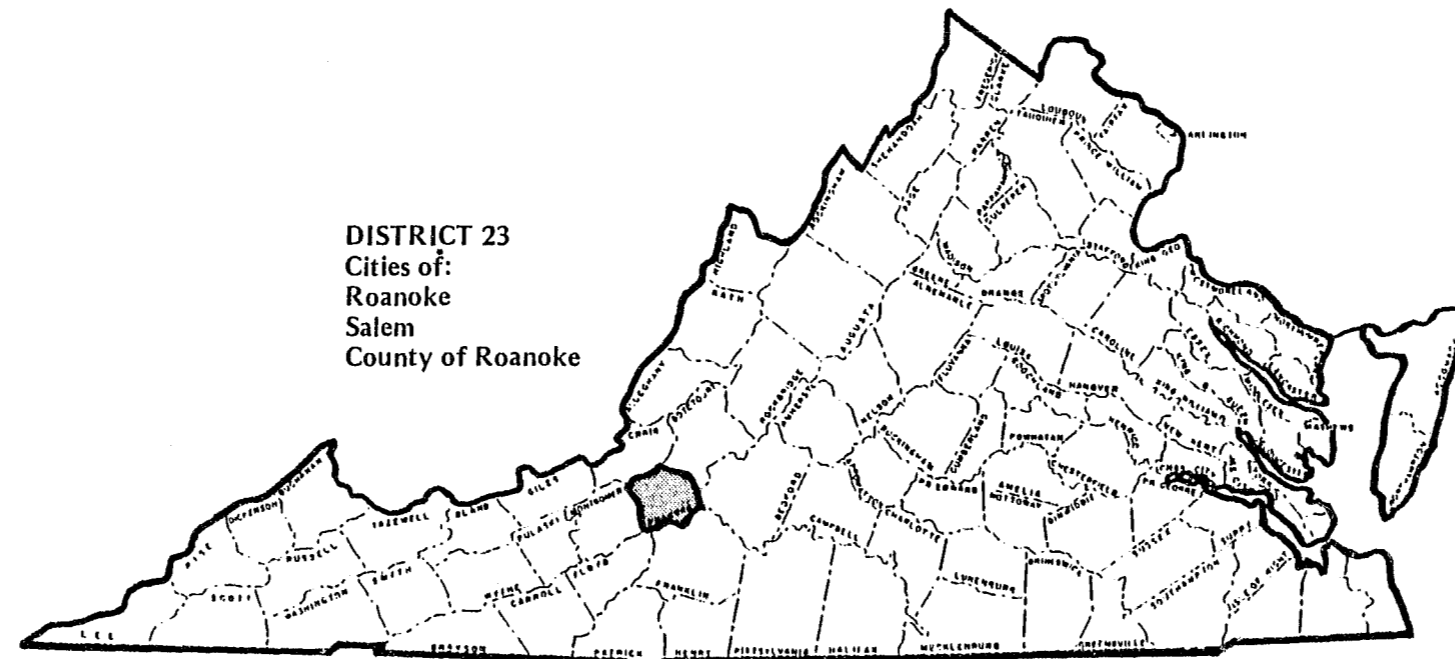
REGIONAL SUMMARY OF PERSONS UNDER SUPERVISION OF COURT SERVICE UNITS  
FISCAL YEAR ENDING JUNE 30, 1981  
(Continued from previous page)

REGION/DISTRICT	ADULTS UNDER SUPERVISION				FAMILY COUNSELING		REPORTS COMPLETED DURING YEAR				
	Official Probation		Unofficial Supervision		Under Supervision 6/30/81	Cases Completed During Year	Intake	Social History	Transfer	Addendum	Foster Care
	Under Supervision 6/30/81	Cases Completed During Year	Under Supervision 6/30/81	Cases Completed During Year							
REGION I -- WESTERN	68	103	25	173	184	128	18,182	1,480	132	801	342
District 23	41	85	22	125	45	41	5,263	447	53	210	214
District 25	0	1	0	5	23	6	2,838	306	17	91	0
District 27	0	1	1	9	18	13	3,480	286	22	135	43
District 28	9	12	0	0	18	10	2,621	181	5	176	0
District 29	7	2	2	34	26	26	2,788	156	32	79	20
District 30	11	2	0	0	54	32	1,192	104	3	110	65
REGION II -- CENTRAL	18	22	2	139	139	894	15,121	1,371	311	655	244
District 10	1	3	2	78	19	193	3,159	289	7	65	0
District 16	1	3	0	1	41	12	3,371	286	11	92	95
District 21	5	1	0	27	20	35	1,206	156	55	128	114
District 22	3	1	0	19	24	547	3,276	251	81	152	31
District 24	8	14	0	14	35	107	4,109	389	157	218	4
REGION III -- NORTHERN	65	58	11	12	373	317	29,231	2,912	180	1,021	270
District 15	0	1	0	0	151	144	3,321	425	122	268	0
District 17	9	6	2	0	1	8	2,385	491	4	34	0
District 18	0	0	0	0	12	2	1,769	222	9	410	104
District 19	35	16	0	0	115	122	13,911	996	1	75	0
District 20	1	2	1	1	28	28	1,669	118	16	33	0
District 26	0	1	0	0	2	4	1,794	171	22	114	166
District 31	20	32	8	11	64	8	4,382	489	6	87	0
REGION IV -- EAST CENTRAL	45	7	28	243	437	852	15,958	1,907	506	1,374	6
District 9	0	0	0	0	87	227	1,647	298	21	154	0
District 11	43	7	28	7	49	50	2,363	266	160	336	3
District 12	0	0	0	200	37	20	3,548	486	25	106	1
District 13	0	0	0	2	212	378	4,156	492	217	470	2
District 14	2	0	0	34	52	177	4,244	365	83	308	0
REGION V -- SOUTHEAST	83	129	96	705	609	1,484	30,255	4,729	665	2,450	499
District 1	0	0	0	24	115	297	3,185	673	83	88	39
District 2	0	0	0	0	88	893	6,469	921	35	0	1
District 2A	1	0	0	4	11	5	451	46	6	20	0
District 3	0	0	0	0	41	8	2,573	287	37	50	0
District 4	82	129	95	668	104	43	8,139	1,677	433	357	0
District 5	0	0	0	1	26	15	1,507	193	44	388	135
District 6	0	0	0	3	23	9	1,887	147	16	89	155
District 7	0	0	1	0	140	162	3,130	368	2	682	169
District 8	0	0	0	5	61	52	2,924	417	9	776	0
GRAND TOTAL	279	319	162	1,272	1,742	3,675	108,747	12,399	1,794	6,301	1,361



REGION I

TYPE OF SERVICE	ROANOKE (City)		ROANOKE (County)		SALEM	
	Under Supervision 6/30/81	Cases Completed During Year	Under Supervision 6/30/81	Cases Completed During Year	Under Supervision 6/30/81	Cases Completed During Year
Juveniles Under Supervision						
Official Probation	62	128	44	64	16	26
Unofficial Supervision	23	64	3	86	0	3
Aftercare in Direct Care	25	15	8	15	0	2
Aftercare in Community	9	28	2	7	0	7
Adults Under Supervision						
Official Probation	41	79	0	6	0	0
Unofficial Supervision	1	19	21	105	0	1
Family Counseling	26	3	18	38	1	0
Reports						
Social History		246		154		47
Transfer		32		6		15
Addendum		51		134		25
Foster Care		156		49		9
Total Intakes	3,251		1,624		388	

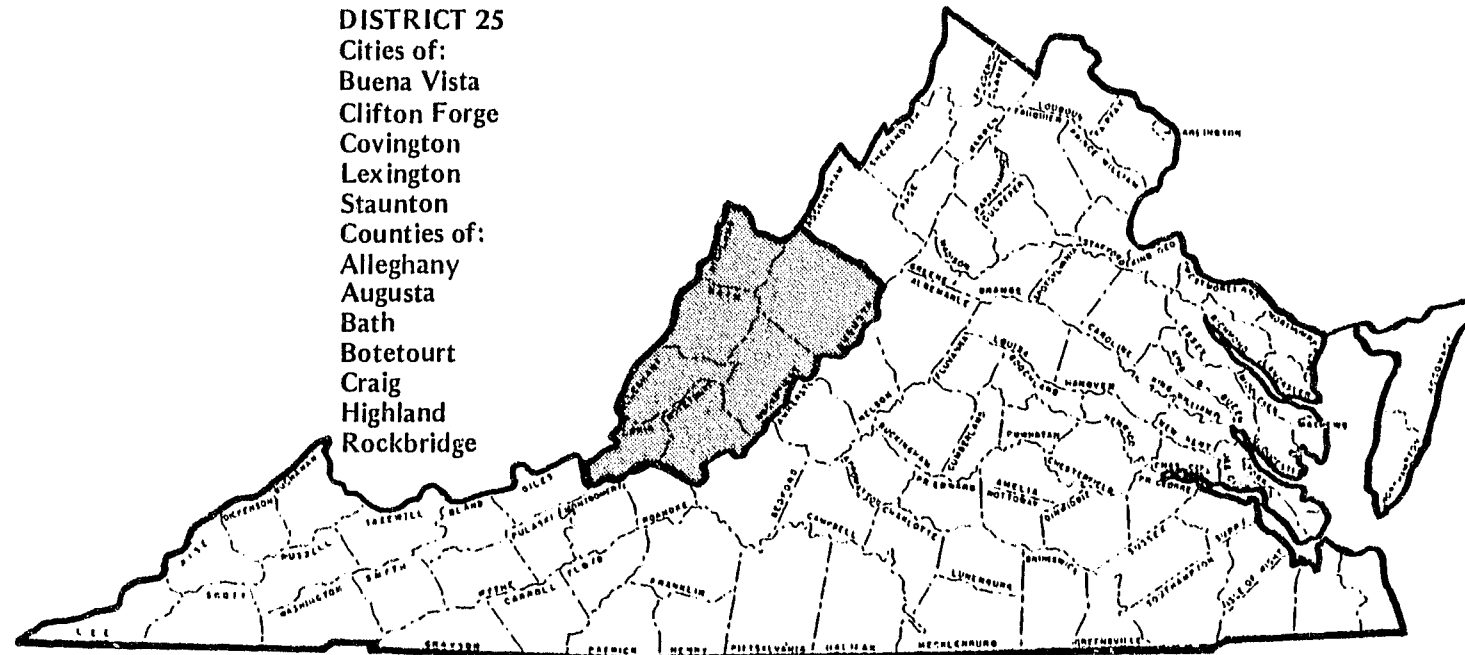


	Cases Under Supervision June 30, 1981	Cases Completed During Fiscal Year	Intakes Completed 5,263	
<b>Juveniles Under Supervision</b>			<b>Reports Completed During Fiscal Year</b>	
Official Probation	122	218		Social History 447
Unofficial Supervision	26	153		Transfer 53
Aftercare in Direct Care	33	32		Addendum 210
Aftercare in Community	11	42	Foster Care 214	
<b>Adults Under Supervision</b>				
Official Probation	41	85		
Unofficial Supervision	22	125		
Family Counseling	45	41		
<b>TOTAL</b>	<b>300</b>	<b>696</b>	<b>Total Reports 924</b>	

TYPE OF SERVICE	ALLEGHANY		AUGUSTA		BATH		BOTETOURT		BUENA VISTA		CLIFTON FORGE	
	Under Supervision 6/30/81	Cases Completed During Year	Under Supervision 6/30/81	Cases Completed During Year	Under Supervision 6/30/81	Cases Completed During Year	Under Supervision 6/30/81	Cases Completed During Year	Under Supervision 6/30/81	Cases Completed During Year	Under Supervision 6/30/81	Cases Completed During Year
Juveniles Under Supervision												
Official Probation	13	17	27	32	4	8	29	30	8	7	4	10
Unofficial Supervision	1	56	4	23	0	3	1	12	0	15	1	11
Aftercare in Direct Care	0	0	2	3	0	0	6	1	1	0	1	0
Aftercare in Community	0	0	3	8	0	0	0	1	1	1	0	0
Adults Under Supervision												
Official Probation	0	0	0	0	0	0	0	1	0	0	0	0
Unofficial Supervision	0	0	0	0	0	1	0	0	0	0	0	0
Family Counseling	0	3	6	0	0	0	2	0	1	0	0	0
Reports												
Social History		19		87		7		44		14		5
Transfer		1		8		0		0		0		0
Addendum		10		20		7		8		3		5
Foster Care		0		0		0		0		0		0
Total Intakes	321		547		41		306		139		116	
TYPE OF SERVICE	COVINGTON		CRAIG		HIGHLAND		LEXINGTON		ROCKBRIDGE		STAUNTON	
	Under Supervision 6/30/81	Cases Completed During Year	Under Supervision 6/30/81	Cases Completed During Year	Under Supervision 6/30/81	Cases Completed During Year	Under Supervision 6/30/81	Cases Completed During Year	Under Supervision 6/30/81	Cases Completed During Year	Under Supervision 6/30/81	Cases Completed During Year
Juveniles Under Supervision												
Official Probation	13	21	2	2	1	0	11	6	9	13	24	32
Unofficial Supervision	4	126	0	2	0	0	6	14	1	4	6	37
Aftercare in Direct Care	1	0	0	0	1	0	3	2	0	0	8	8
Aftercare in Community	2	2	0	0	0	0	1	1	2	1	3	7
Adults Under Supervision												
Official Probation	0	0	0	0	0	0	0	0	0	0	0	0
Unofficial Supervision	0	4	0	0	0	0	0	0	0	0	0	0
Family Counseling	1	0	0	0	1	0	3	0	1	0	8	2
Reports												
Social History		27		2		1		19		19		62
Transfer		0		0		0		0		0		8
Addendum		15		0		0		2		4		17
Foster Care		0		0		0		0		0		0
Total Intakes	412		40		14		183		230		489	

**DISTRICT 25**

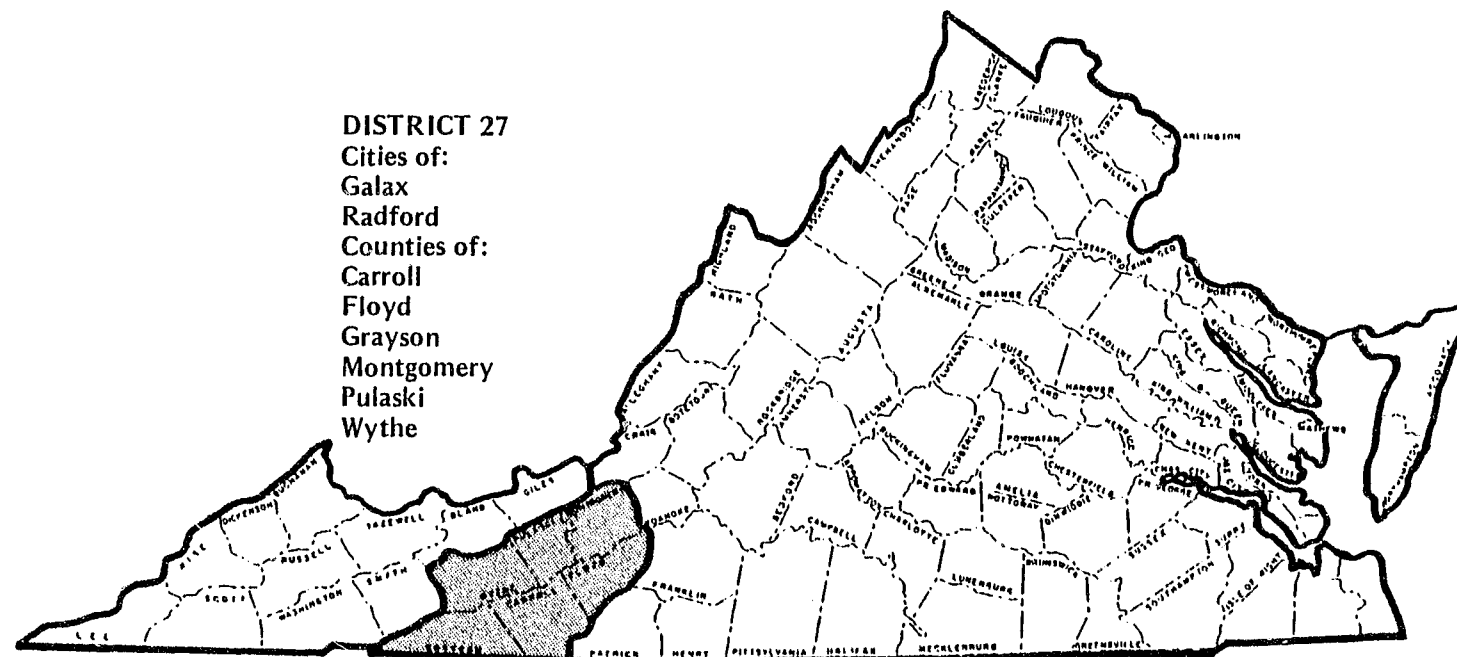
Cities of:  
 Buena Vista  
 Clifton Forge  
 Covington  
 Lexington  
 Staunton  
 Counties of:  
 Alleghany  
 Augusta  
 Bath  
 Botetourt  
 Craig  
 Highland  
 Rockbridge



	Cases Under Supervision June 30, 1981	Cases Completed During Fiscal Year	Intakes Completed 2,838	
<b>Juveniles Under Supervision</b>				
Official Probation	145	178	<b>Reports Completed During Fiscal Year</b>	
Unofficial Supervision	24	303		
Aftercare in Direct Care	23	14		Social History      306
Aftercare in Community	12	21		Transfer              17
<b>Adults Under Supervision</b>			Addendum          91	
Official Probation	0	1	Foster Care          0	
Unofficial Supervision	0	5		
Family Counseling	23	6		
<b>TOTAL</b>	<b>227</b>	<b>528</b>	<b>Total Reports      414</b>	

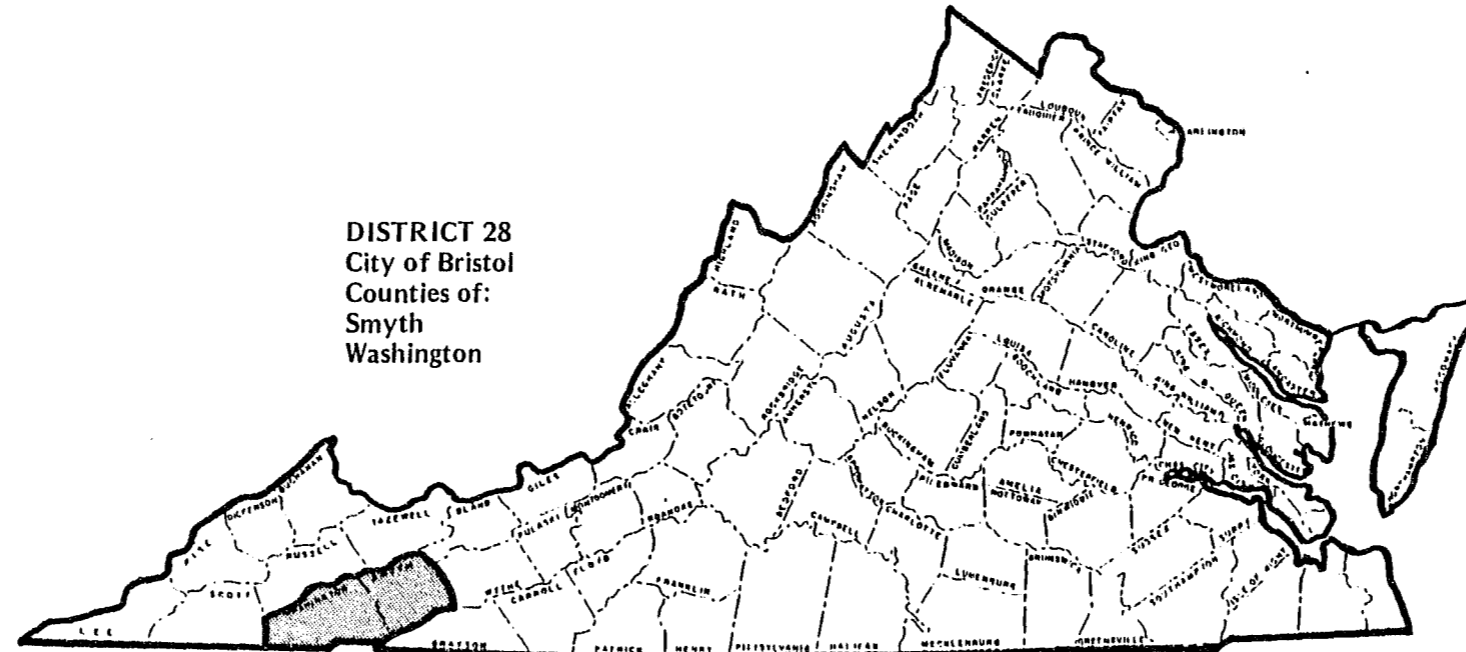
TYPE OF SERVICE	CARROLL		FLOYD		GALAX		GRAYSON	
	Under Supervision 6/30/81	Cases Completed During Year	Under Supervision 6/30/81	Cases Completed During Year	Under Supervision 6/30/81	Cases Completed During Year	Under Supervision 6/30/81	Cases Completed During Year
Juveniles Under Supervision								
Official Probation	17	23	3	5	4	2	7	15
Unofficial Supervision	4	101	2	18	3	37	1	54
Aftercare in Direct Care	2	1	1	0	1	0	1	0
Aftercare in Community	1	4	1	2	0	1	0	2
Adults Under Supervision								
Official Probation	0	0	0	1	0	0	0	0
Unofficial Supervision	0	2	1	0	0	0	0	0
Family Counseling	2	2	3	0	1	0	1	6
Reports								
Social History		30		21		9		15
Transfer		2		1		2		1
Addendum		25		7		11		20
Foster Care		0		0		0		0
Total Intakes	351		122		169		236	
TYPE OF SERVICE	MONTGOMERY		PULASKI		RADFORD		WYTHE	
	Under Supervision 6/30/81	Cases Completed During Year	Under Supervision 6/30/81	Cases Completed During Year	Under Supervision 6/30/81	Cases Completed During Year	Under Supervision 6/30/81	Cases Completed During Year
Juveniles Under Supervision								
Official Probation	39	61	34	21	6	10	14	15
Unofficial Supervision	13	105	18	112	6	39	5	45
Aftercare in Direct Care	4	0	3	1	0	1	0	0
Aftercare in Community	3	1	4	3	0	0	0	6
Adults Under Supervision								
Official Probation	0	0	0	0	0	0	0	0
Unofficial Supervision	0	6	0	0	0	0	0	1
Family Counseling	6	1	4	3	0	1	1	0
Reports								
Social History		130		39		26		16
Transfer		13		3		0		0
Addendum		47		13		5		7
Foster Care		43		0		0		0
Total Intakes	991		862		229		520	

**DISTRICT 27**  
 Cities of:  
 Galax  
 Radford  
 Counties of:  
 Carroll  
 Floyd  
 Grayson  
 Montgomery  
 Pulaski  
 Wythe



	Cases Under Supervision June 30, 1981	Cases Completed During Fiscal Year	Intakes Completed 3,480
<b>Juveniles Under Supervision</b>			
Official Probation	124	152	<b>Reports Completed During Fiscal Year</b>
Unofficial Supervision	52	511	
Aftercare in Direct Care	12	3	
Aftercare in Community	9	19	
<b>Adults Under Supervision</b>			<b>Social History</b> 286
Official Probation	0	1	<b>Transfer</b> 22
Unofficial Supervision	1	9	<b>Addendum</b> 135
Family Counseling	18	13	<b>Foster Care</b> 43
<b>TOTAL</b>	216	708	<b>Total Reports</b> 486

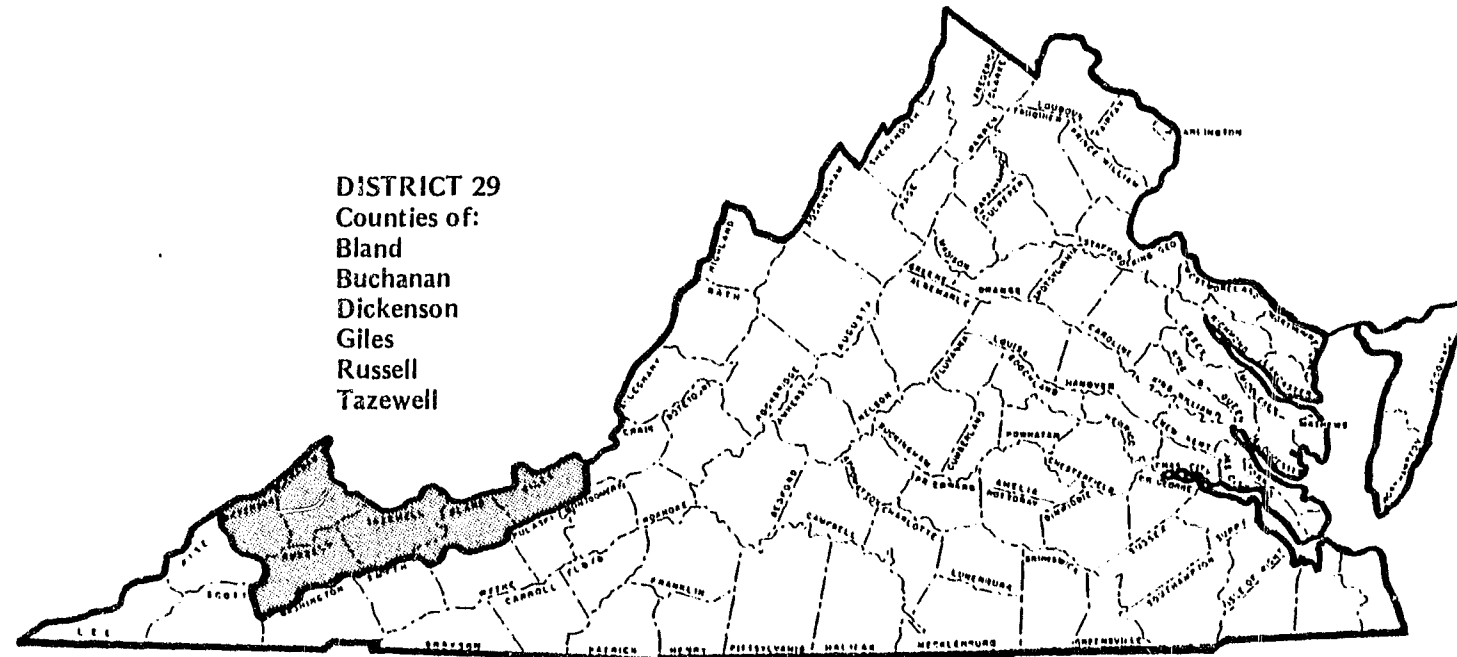
TYPE OF SERVICE	BRISTOL		SMYTH		WASHINGTON	
	Under Supervision 6/30/81	Cases Completed During Year	Under Supervision 6/30/81	Cases Completed During Year	Under Supervision 6/30/81	Cases Completed During Year
Juveniles Under Supervision						
Official Probation	62	86	63	98	75	75
Unofficial Supervision	1	1	0	0	0	3
Aftercare in Direct Care	5	1	2	3	8	0
Aftercare in Community	5	6	5	2	4	3
Adults Under Supervision						
Official Probation	4	3	1	0	4	9
Unofficial Supervision	0	0	0	0	0	0
Family Counseling	6	2	4	4	8	4
Reports						
Social History		59		64		58
Transfer		0		1		4
Addendum		67		56		53
Foster Care		0		0		0
Total Intakes	772		839		1,010	



	Cases Under Supervision June 30, 1981	Cases Completed During Fiscal Year	Intakes Completed 2,621
<b>Juveniles Under Supervision</b>			
Official Probation	200	259	Reports Completed During Fiscal Year
Unofficial Supervision	1	4	
Aftercare in Direct Care	15	4	
Aftercare in Community	14	11	
<b>Adults Under Supervision</b>			Social History 181
Official Probation	9	12	Transfer 5
Unofficial Supervision	0	0	Addendum 176
Family Counseling	18	10	Foster Care 0
<b>TOTAL</b>	257	300	<b>Total Reports 362</b>

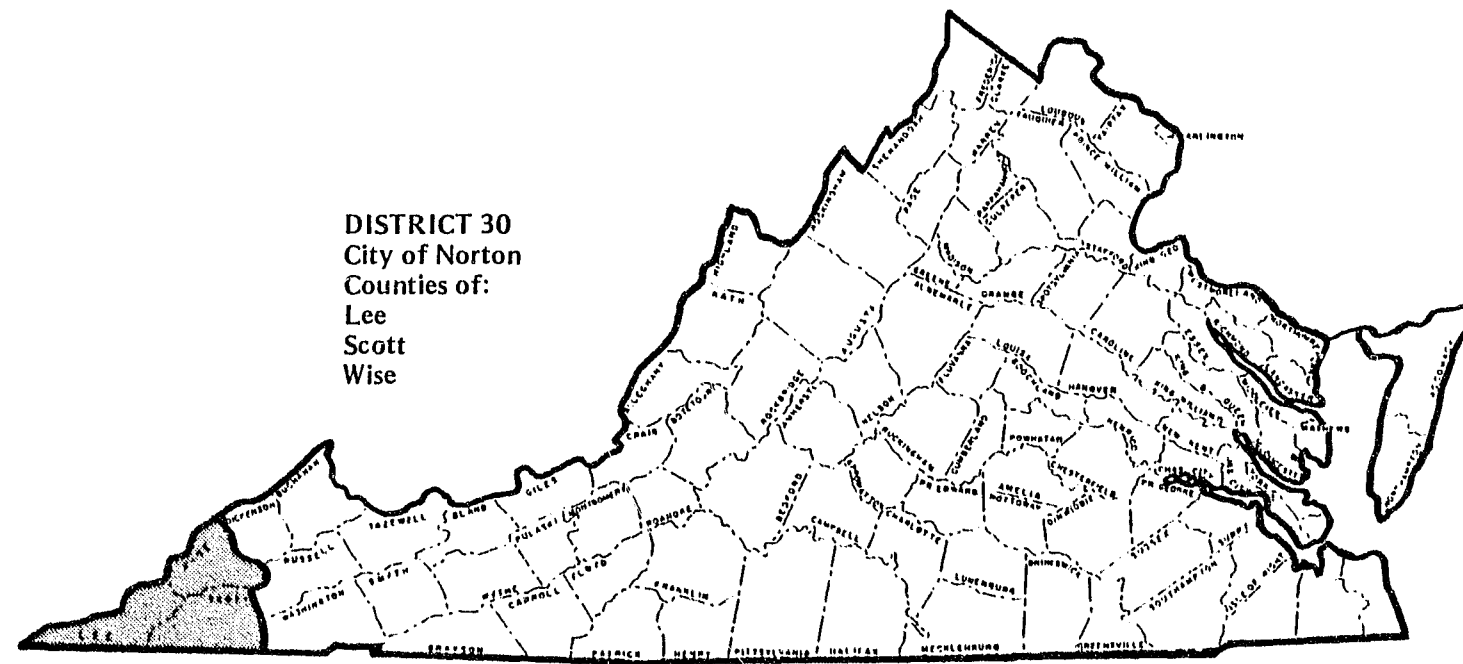


TYPE OF SERVICE	BLAND		BUCHANAN		DICKENSON		GILES		RUSSELL		TAZEWELL	
	Under Supervision 6/30/81	Cases Completed During Year	Under Supervision 6/30/81	Cases Completed During Year	Under Supervision 6/30/81	Cases Completed During Year	Under Supervision 6/30/81	Cases Completed During Year	Under Supervision 6/30/81	Cases Completed During Year	Under Supervision 6/30/81	Cases Completed During Year
Juveniles Under Supervision												
Official Probation	3	2	51	47	14	22	23	17	15	33	79	49
Unofficial Supervision	0	3	1	13	6	160	0	67	2	30	6	86
Aftercare in Direct Care	2	0	0	0	6	0	2	0	0	0	10	2
Aftercare in Community	0	0	0	0	4	7	3	1	0	1	10	1
Adults Under Supervision												
Official Probation	0	0	1	0	0	0	0	1	0	1	6	0
Unofficial Supervision	0	0	0	0	0	0	2	34	0	0	0	0
Family Counseling	2	3	0	2	6	1	15	18	0	0	3	2
Reports												
Social History		2		36		23		12		27		56
Transfer		1		2		2		7		1		19
Addendum		0		6		5		32		8		28
Foster Care		0		0		20		0		0		0
Total Intakes	26		482		357		412		471		1,040	



	Cases Under Supervision June 30, 1981	Cases Completed During Fiscal Year	Intakes Completed 2,788	
<b>Juveniles Under Supervision</b>				
Official Probation	185	170	<b>Reports Completed During Fiscal Year</b>	
Unofficial Supervision	15	359		
Aftercare in Direct Care	20	2		Social History 156
Aftercare in Community	17	10		Transfer 32
<b>Adults Under Supervision</b>			Addendum 79	
Official Probation	7	2	Foster Care 20	
Unofficial Supervision	2	34		
Family Counseling	26	26		
<b>TOTAL</b>	272	603	<b>Total Reports 287</b>	

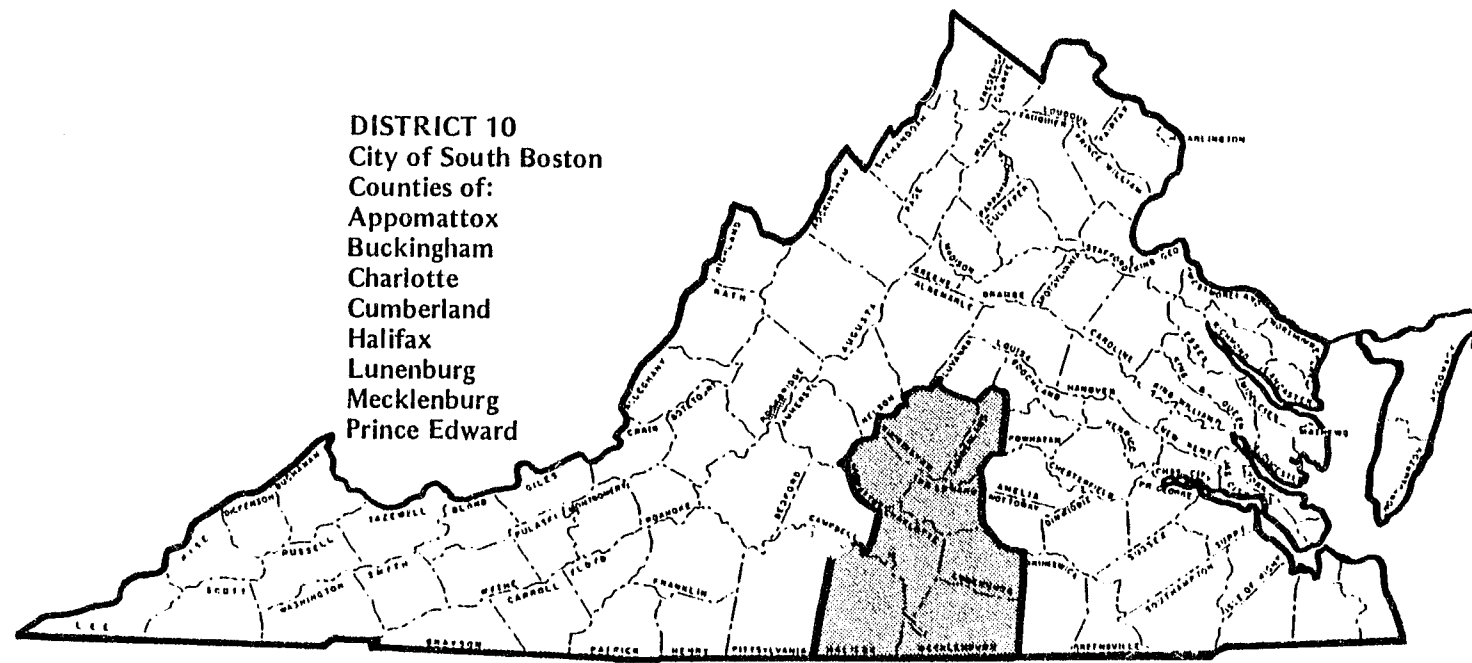
TYPE OF SERVICE	LEE		NORTON		SCOTT		WISE	
	Under Supervision 6/30/81	Cases Completed During Year	Under Supervision 6/30/81	Cases Completed During Year	Under Supervision 6/30/81	Cases Completed During Year	Under Supervision 6/30/81	Cases Completed During Year
Juveniles Under Supervision								
Official Probation	28	22	15	8	26	19	50	48
Unofficial Supervision	4	13	1	11	2	2	7	33
Aftercare in Direct Care	1	4	4	0	3	0	5	2
Aftercare in Community	1	0	0	4	0	2	0	9
Adults Under Supervision								
Official Probation	6	0	1	0	4	1	0	1
Unofficial Supervision	0	0	0	0	0	0	0	0
Family Counseling	12	2	14	9	7	0	21	21
Reports								
Social History		28		16		13		47
Transfer		1		1		0		1
Addendum		36		10		19		45
Foster Care		19		7		6		33
Total Intakes	255		171		124		642	



	Cases Under Supervision June 30, 1981	Cases Completed During Fiscal Year	Intakes Completed 1,192
<b>Juveniles Under Supervision</b>			
Official Probation	119	97	Reports Completed During Fiscal Year
Unofficial Supervision	14	59	
Aftercare in Direct Care	13	6	
Aftercare in Community	1	15	
<b>Adults Under Supervision</b>			Social History 104
Official Probation	11	2	Transfer 3
Unofficial Supervision	0	0	Addendum 110
Family Counseling	54	32	Foster Care 65
<b>TOTAL</b>	212	211	<b>Total Reports 282</b>

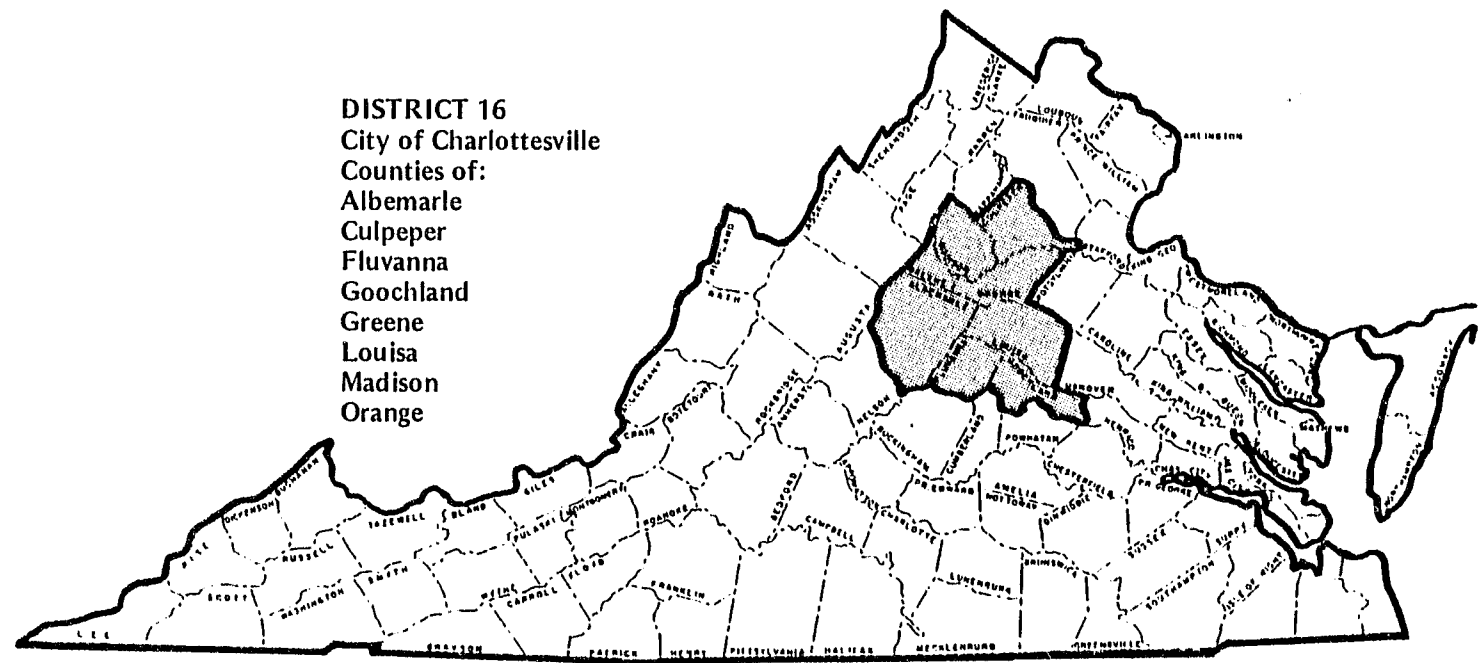
REGION II

TYPE OF SERVICE	APPOMATTUX		BUCKINGHAM		CHARLOTTE		CUMBERLAND		HALIFAX	
	Under Supervision 6/30/81	Cases Completed During Year	Under Supervision 6/30/81	Cases Completed During Year	Under Supervision 6/30/81	Cases Completed During Year	Under Supervision 6/30/81	Cases Completed During Year	Under Supervision 6/30/81	Cases Completed During Year
Juveniles Under Supervision										
Official Probation	8	16	15	12	15	10	9	11	11	10
Unofficial Supervision	1	8	1	1	5	4	0	15	0	47
Aftercare in Direct Care	4	2	2	1	1	7	3	3	3	2
Aftercare in Community	1	2	0	0	0	6	0	2	3	6
Adults Under Supervision										
Official Probation	0	1	0	0	0	0	0	0	0	1
Unofficial Supervision	0	3	0	0	2	0	0	0	0	53
Family Counseling	4	1	2	1	1	6	3	2	3	49
Reports										
Social History		24		9		20		18		52
Transfer		1		0		0		1		1
Addendum		8		4		13		8		11
Foster Care		0		0		0		0		0
Total Intakes	474		25		225		103		858	
TYPE OF SERVICE	LUNENBURG		MECKLENBURG		PRINCE EDWARD		SOUTH BOSTON			
	Under Supervision 6/30/81	Cases Completed During Year	Under Supervision 6/30/81	Cases Completed During Year	Under Supervision 6/30/81	Cases Completed During Year	Under Supervision 6/30/81	Cases Completed During Year		
Juveniles Under Supervision										
Official Probation	7	9	28	31	18	50	11	1		
Unofficial Supervision	0	2	1	19	0	2	0	22		
Aftercare in Direct Care	4	1	0	0	1	4	2	0		
Aftercare in Community	3	0	0	0	1	2	0	1		
Adults Under Supervision										
Official Probation	0	0	1	0	0	1	0	0		
Unofficial Supervision	0	0	0	0	0	0	0	22		
Family Counseling	3	42	0	84	1	1	2	7		
Reports										
Social History		22		57		68		19		
Transfer		0		0		4		0		
Addendum		4		10		2		5		
Foster Care		0		0		0		0		
Total Intakes	286		606		434		148			



	Cases Under Supervision June 30, 1981	Cases Completed During Fiscal Year	Intakes Completed 3,159
<b>Juveniles Under Supervision</b>			
Official Probation	122	150	<b>Reports Completed During Fiscal Year</b>
Unofficial Supervision	8	120	
Aftercare in Direct Care	20	20	
Aftercare in Community	8	19	
<b>Adults Under Supervision</b>			<b>Social History</b> 289
Official Probation	1	3	<b>Transfer</b> 7
Unofficial Supervision	2	78	<b>Addendum</b> 65
<b>Family Counseling</b>	19	193	<b>Foster Care</b> 0
<b>TOTAL</b>	180	583	<b>Total Reports</b> 361

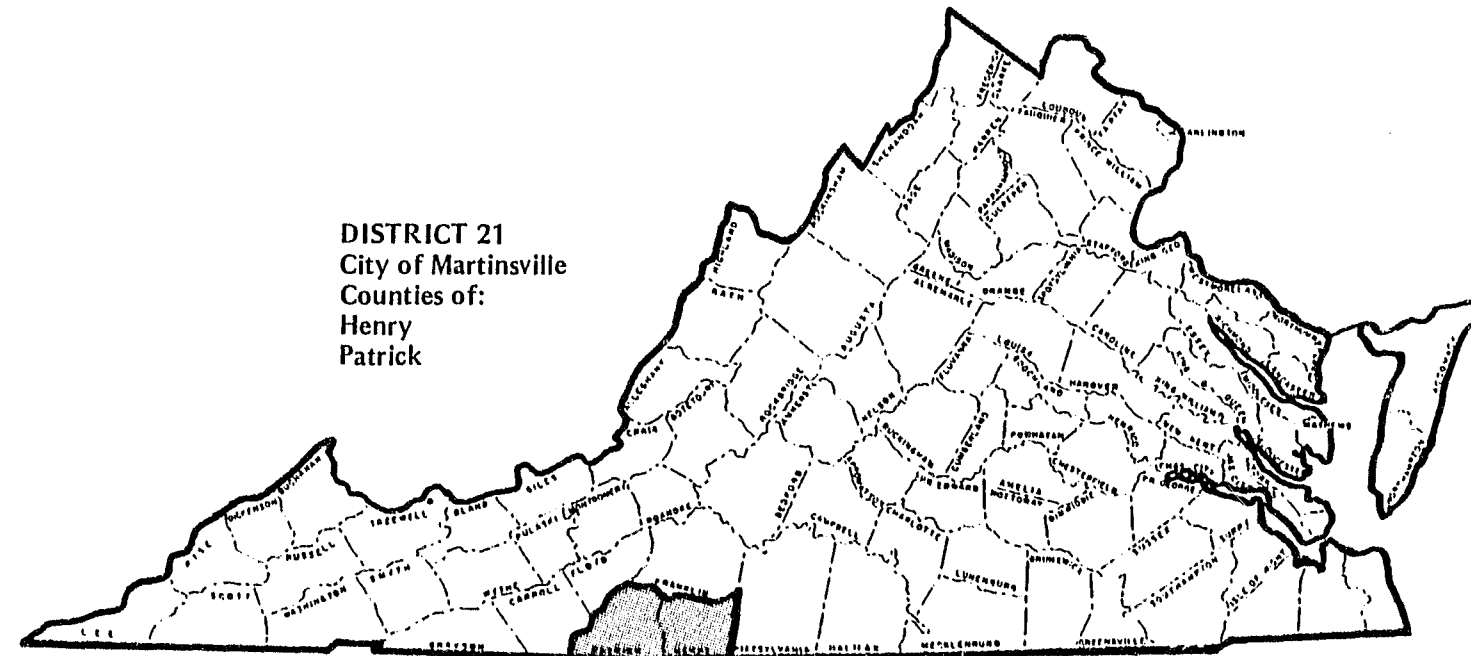
TYPE OF SERVICE	ALBEMARLE		CHARLOTTESVILLE		CULPEPER		FLUVANNA		GOOCHLAND	
	Under Supervision 6/30/81	Cases Completed During Year	Under Supervision 6/30/81	Cases Completed During Year	Under Supervision 6/30/81	Cases Completed During Year	Under Supervision 6/30/81	Cases Completed During Year	Under Supervision 6/30/81	Cases Completed During Year
Juveniles Under Supervision										
Official Probation	33	32	47	33	11	20	17	4	12	10
Unofficial Supervision	1	14	0	13	3	10	0	0	1	0
Aftercare in Direct Care	5	1	13	3	6	0	0	0	0	0
Aftercare in Community	11	4	10	9	7	8	0	1	1	4
Adults Under Supervision										
Official Probation	0	1	0	0	0	2	0	0	0	0
Unofficial Supervision	0	0	0	0	0	0	0	0	0	0
Family Counseling	10	8	13	4	6	0	1	0	0	0
Reports										
Social History		57		62		51		18		6
Transfer		3		3		3		0		0
Addendum		5		10		14		0		2
Foster Care		38		57		0		0		0
Total Intakes	806		1,086		351		198		116	
TYPE OF SERVICE	GREENE		LOUISA		MADISON		ORANGE			
	Under Supervision 6/30/81	Cases Completed During Year	Under Supervision 6/30/81	Cases Completed During Year	Under Supervision 6/30/81	Cases Completed During Year	Under Supervision 6/30/81	Cases Completed During Year		
Juveniles Under Supervision										
Official Probation	8	10	17	19	18	8	33	19		
Unofficial Supervision	0	0	0	1	0	2	1	1		
Aftercare in Direct Care	1	0	2	1	1	0	4	0		
Aftercare in Community	3	0	3	0	1	0	7	4		
Adults Under Supervision										
Official Probation	0	0	0	0	0	0	1	0		
Unofficial Supervision	0	0	0	1	0	0	0	0		
Family Counseling	1	0	3	0	1	0	6	0		
Reports										
Social History		14		17		20		41		
Transfer		0		0		0		2		
Addendum		24		3		27		7		
Foster Care		0		0		0		0		
Total Intakes	133		211		139		331			



	Cases Under Supervision June 30, 1981	Cases Completed During Fiscal Year	Intakes Completed 3,371
<b>Juveniles Under Supervision</b>			
Official Probation	196	155	<b>Reports Completed During Fiscal Year</b>
Unofficial Supervision	6	41	
Aftercare in Direct Care	32	5	
Aftercare in Community	43	30	
<b>Adults Under Supervision</b>			<b>Social History</b> 286
Official Probation	1	3	<b>Transfer</b> 11
Unofficial Supervision	0	1	<b>Addendum</b> 92
Family Counseling	41	12	<b>Foster Care</b> 95
<b>TOTAL</b>	<b>319</b>	<b>247</b>	<b>Total Reports</b> 484

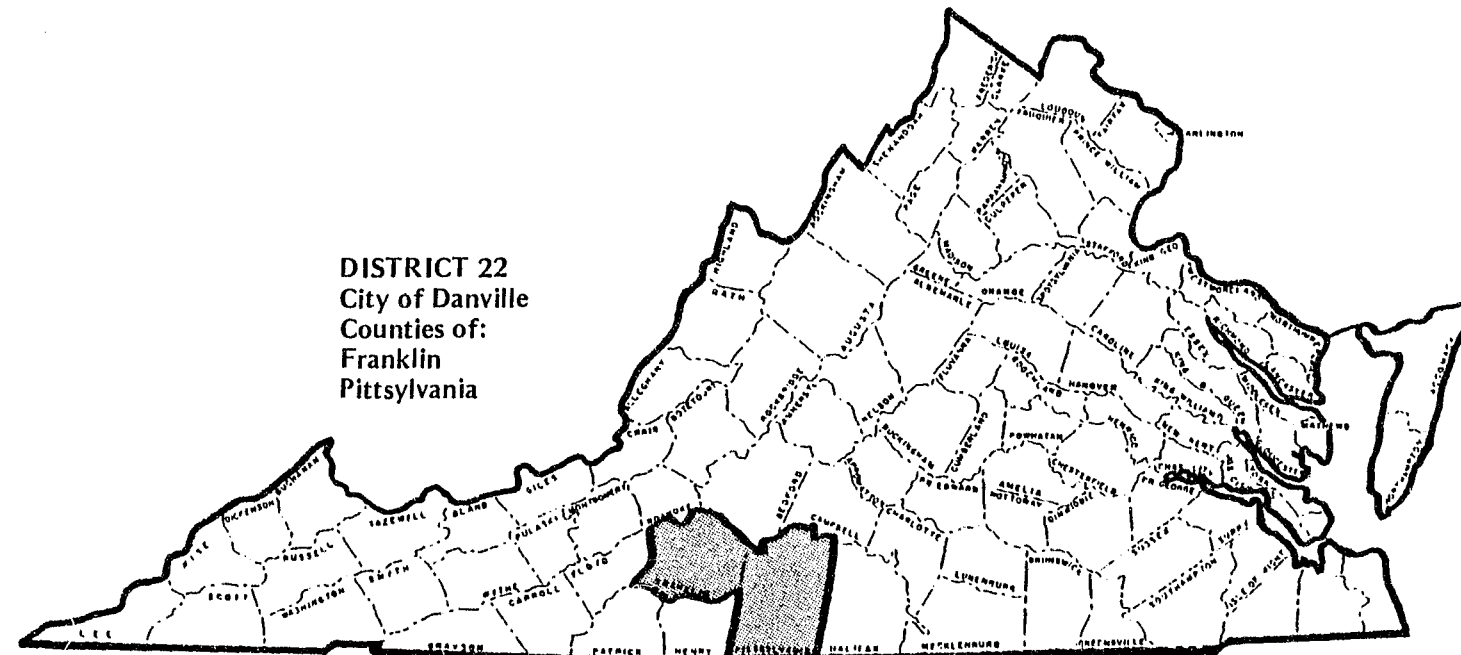


TYPE OF SERVICE	HENRY		MARTINSVILLE		PATRICK	
	Under Supervision 6/30/81	Cases Completed During Year	Under Supervision 6/30/81	Cases Completed During Year	Under Supervision 6/30/81	Cases Completed During Year
Juveniles Under Supervision						
Official Probation	80	54	69	27	10	20
Unofficial Supervision	25	90	14	68	1	2
Aftercare in Direct Care	8	4	8	0	0	0
Aftercare in Community	18	7	11	5	0	0
Adults Under Supervision						
Official Probation	4	1	1	0	0	0
Unofficial Supervision	0	21	0	6	0	0
Family Counseling	9	25	10	7	1	3
Reports						
Social History		87		54		15
Transfer		34		17		4
Addendum		62		53		13
Foster Care		58		48		8
Total Intakes	746		376		84	



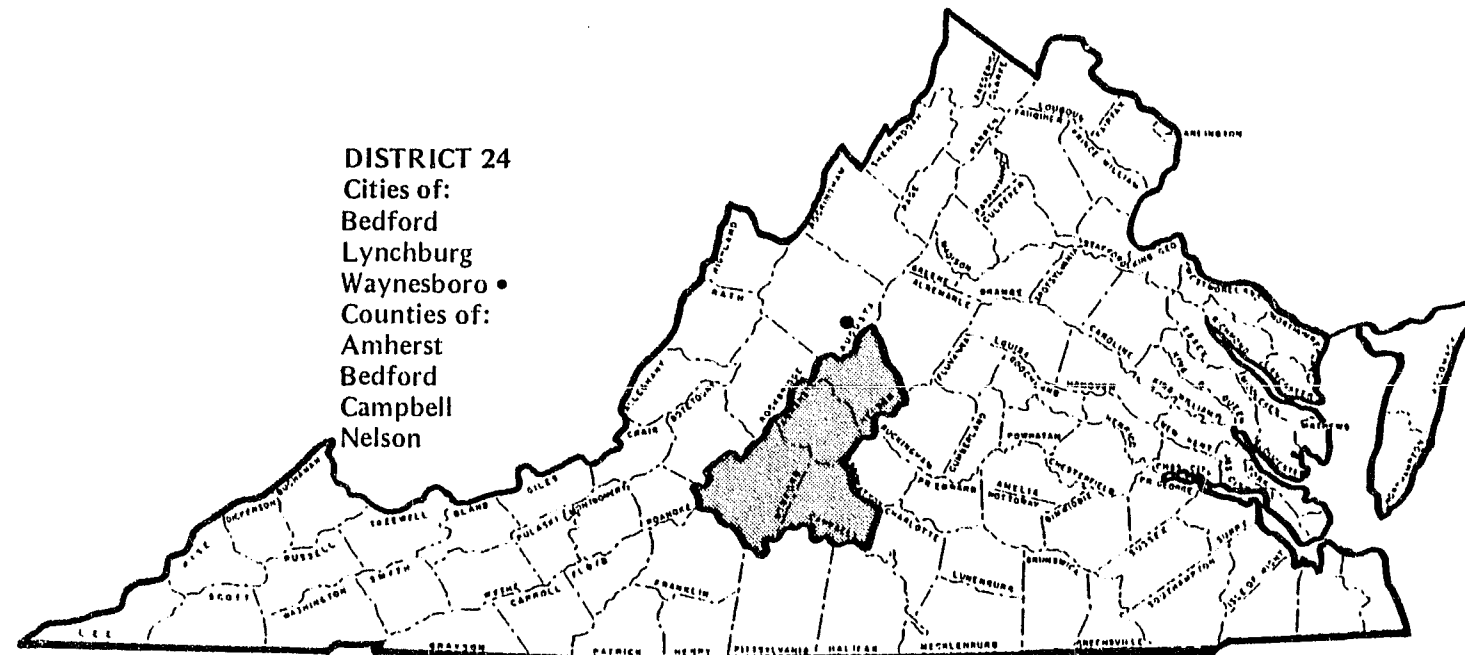
	Cases Under Supervision June 30, 1981	Cases Completed During Fiscal Year	Intakes Completed 1,206
<b>Juveniles Under Supervision</b>			
Official Probation	159	101	Reports Completed During Fiscal Year
Unofficial Supervision	40	160	
Aftercare in Direct Care	16	4	
Aftercare in Community	29	12	
<b>Adults Under Supervision</b>			Social History 156
Official Probation	5	1	Transfer 55
Unofficial Supervision	0	27	Addendum 128
Family Counseling	20	35	Foster Care 114
<b>TOTAL</b>	269	340	<b>Total Reports 453</b>

TYPE OF SERVICE	DANVILLE		FRANKLIN (County)		PITTSYLVANIA	
	Under Supervision 6/30/81	Cases Completed During Year	Under Supervision 6/30/81	Cases Completed During Year	Under Supervision 6/30/81	Cases Completed During Year
Juveniles Under Supervision						
Official Probation	34	36	27	31	40	87
Unofficial Supervision	1	3	4	6	2	2
Aftercare in Direct Care	10	1	6	10	14	3
Aftercare in Community	9	11	2	11	5	4
Adults Under Supervision						
Official Probation	0	0	0	0	3	1
Unofficial Supervision	0	0	0	1	0	18
Family Counseling	15	1	5	144	4	402
Reports						
Social History		87		44		120
Transfer		18		31		32
Addendum		30		59		63
Foster Care		8		17		6
Total Intakes	1,439		595		1,242	



	Cases Under Supervision June 30, 1981	Cases Completed During Fiscal Year	Intakes Completed 3,276	
<b>Juveniles Under Supervision</b>				
Official Probation	101	154	Reports Completed During Fiscal Year ..	
Unofficial Supervision	7	11		
Aftercare in Direct Care	30	14		Social History 251
Aftercare in Community	16	26		Transfer 81
<b>Adults Under Supervision</b>			Addendum 152	
Official Probation	3	1	Foster Care 31	
Unofficial Supervision	0	19		
Family Counseling	24	547		
<b>TOTAL</b>	<b>181</b>	<b>772</b>	<b>Total Reports 515</b>	

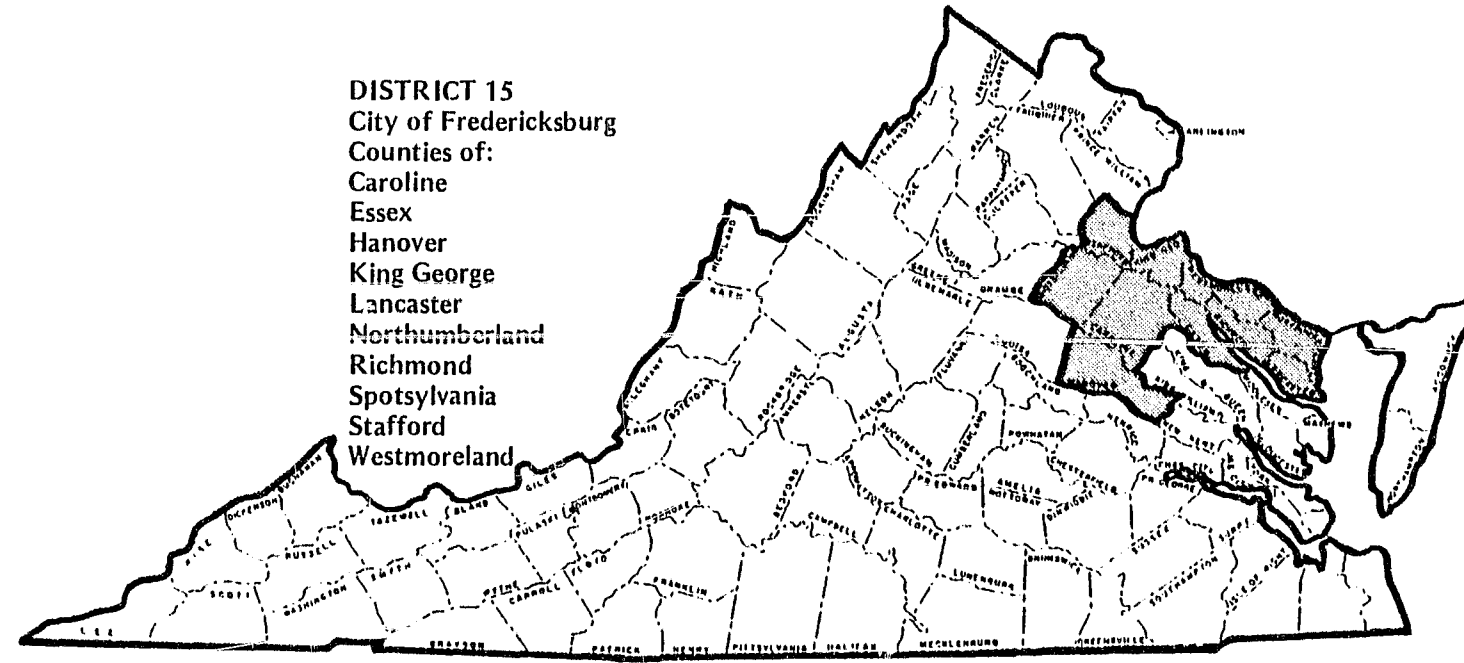
TYPE OF SERVICE	AMHERST		BEDFORD (City)		BEDFORD (County)		CAMPBELL	
	Under Supervision 6/30/81	Cases Completed During Year	Under Supervision 6/30/81	Cases Completed During Year	Under Supervision 6/30/81	Cases Completed During Year	Under Supervision 6/30/81	Cases Completed During Year
Juveniles Under Supervision								
Official Probation	19	12	2	7	26	33	22	52
Unofficial Supervision	1	26	1	8	1	14	8	51
Aftercare in Direct Care	1	0	2	2	3	4	2	2
Aftercare in Community	1	6	2	2	3	2	2	3
Adults Under Supervision								
Official Probation	0	0	0	0	0	0	0	0
Unofficial Supervision	0	2	0	0	0	0	0	1
Family Counseling	1	15	2	3	2	4	1	1
Reports								
Social History		25		4		26		77
Transfer		4		2		10		32
Addendum		36		5		14		26
Foster Care		0		0		1		0
Total Intakes	303		139		486		616	
TYPE OF SERVICE	LYNCHBURG		NELSON		WAYNESBORO			
	Under Supervision 6/30/81	Cases Completed During Year	Under Supervision 6/30/81	Cases Completed During Year	Under Supervision 6/30/81	Cases Completed During Year		
Juveniles Under Supervision								
Official Probation	69	76	7	6	15	40		
Unofficial Supervision	8	155	3	4	0	68		
Aftercare in Direct Care	6	4	0	1	9	4		
Aftercare in Community	9	8	0	0	1	5		
Adults Under Supervision								
Official Probation	8	14	0	0	0	0		
Unofficial Supervision	0	2	0	4	0	5		
Family Counseling	19	28	0	1	10	55		
Reports								
Social History		160		27		70		
Transfer		82		23		4		
Addendum		61		0		76		
Foster Care		3		0		0		
Total Intakes	1,830		178		557			



	Cases Under Supervision June 30, 1981	Cases Completed During Fiscal Year	Intakes Completed 4,109	
<b>Juveniles Under Supervision</b>				
Official Probation	160	226	<b>Reports Completed During Fiscal Year</b>	
Unofficial Supervision	22	326		
Aftercare in Direct Care	23	22		<b>Social History</b> 389
Aftercare in Community	18	26		<b>Transfer</b> 157
<b>Adults Under Supervision</b>				
Official Probation	8	14	<b>Addendum</b> 218	
Unofficial Supervision	0	14	<b>Foster Care</b> 4	
Family Counseling	35	107		
<b>TOTAL</b>	266	735	<b>Total Reports</b> 768	

REGION III

TYPE OF SERVICE	CAROLINE		ESSEX		FREDERICKSBURG		HANOVER		KING GEORGE		LANCASTER	
	Under Supervision 6/30/81	Cases Completed During Year	Under Supervision 6/30/81	Cases Completed During Year	Under Supervision 6/30/81	Cases Completed During Year	Under Supervision 6/30/81	Cases Completed During Year	Under Supervision 6/30/81	Cases Completed During Year	Under Supervision 6/30/81	Cases Completed During Year
Juveniles Under Supervision												
Official Probation	18	26	7	11	25	26	28	63	4	7	11	14
Unofficial Supervision	1	3	1	47	1	8	1	10	0	1	2	17
Aftercare in Direct Care	5	0	4	0	8	0	4	3	2	0	3	0
Aftercare in Community	3	0	2	1	3	0	4	6	2	0	2	6
Adults Under Supervision												
Official Probation	0	0	0	0	0	1	0	0	0	0	0	0
Unofficial Supervision	0	0	0	0	0	0	0	0	0	0	0	0
Family Counseling	14	2	3	0	69	125	5	2	1	0	3	1
Reports												
Social History		35		11		100		56		9		14
Transfer		9		2		5		17		8		0
Addendum		8		15		102		24		0		12
Foster Care		0		0		0		0		0		0
Total Intakes	191		180		280		572		140		143	
TYPE OF SERVICE	NORTHUMBERLAND		RICHMOND (County)		SPOTSYLVANIA		STAFFORD		WESTMORELAND			
	Under Supervision 6/30/81	Cases Completed During Year	Under Supervision 6/30/81	Cases Completed During Year	Under Supervision 6/30/81	Cases Completed During Year	Under Supervision 6/30/81	Cases Completed During Year	Under Supervision 6/30/81	Cases Completed During Year		
Juveniles Under Supervision												
Official Probation	10	13	11	14	48	35	59	47	19	22		
Unofficial Supervision	0	8	5	15	2	18	1	10	0	10		
Aftercare in Direct Care	3	0	2	0	12	0	6	3	2	1		
Aftercare in Community	1	0	0	1	7	5	7	6	1	3		
Adults Under Supervision												
Official Probation	0	0	0	0	0	0	0	0	0	0		
Unofficial Supervision	0	0	0	0	0	0	0	0	0	0		
Family Counseling	1	0	1	2	41	9	11	2	2	1		
Reports												
Social History		19		20		78		64		19		
Transfer		0		0		46		35		0		
Addendum		10		18		21		43		15		
Foster Care		0		0		0		0		0		
Total Intakes	139		180		587		659		250			



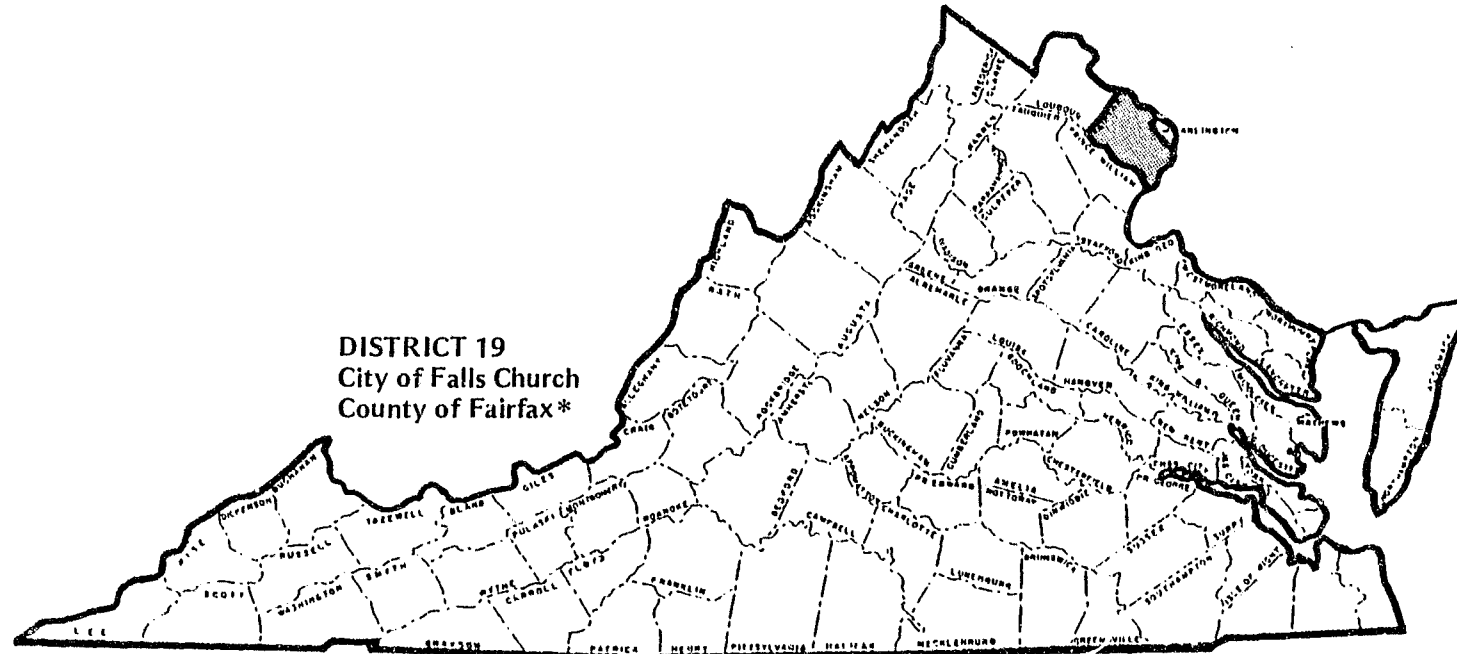
	Cases Under Supervision June 30, 1981	Cases Completed During Fiscal Year	Intakes Completed 3,321	
<b>Juveniles Under Supervision</b>				
Official Probation	240	268	<b>Reports Completed During Fiscal Year</b>	
Unofficial Supervision	14	147		
Aftercare in Direct Care	51	7		Social History 425
Aftercare in Community	32	28		Transfer 122
<b>Adults Under Supervision</b>			Addendum 268	
Official Probation	0	1	Foster Care 0	
Unofficial Supervision	0	0		
Family Counseling	151	144		
<b>TOTAL</b>	<b>488</b>	<b>595</b>	<b>Total Reports 815</b>	







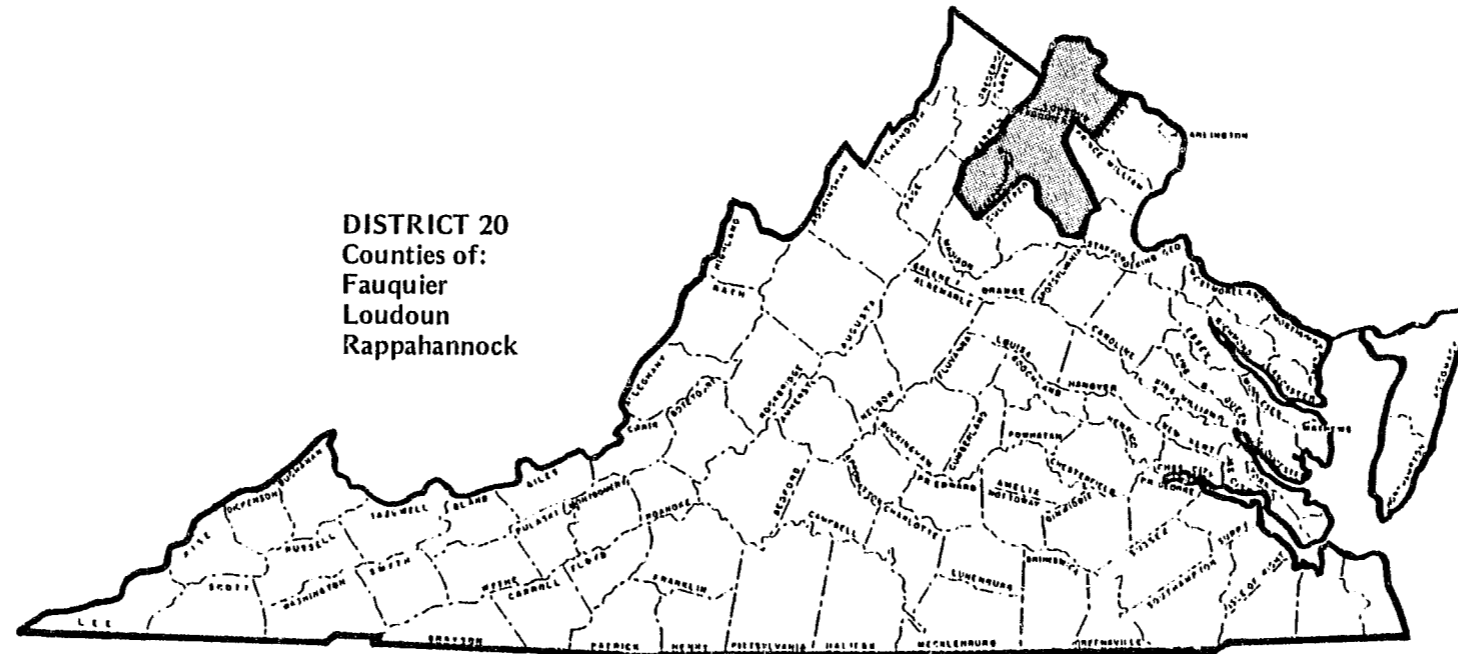
TYPE OF SERVICE	FAIRFAX		FALLS CHURCH	
	Under Supervision 6/30/81	Cases Completed During Year	Under Supervision 6/30/81	Cases Completed During Year
Juveniles Under Supervision				
Official Probation	455	584	21	20
Unofficial Supervision	30	59	6	40
Aftercare in Direct Care	49	62	0	0
Aftercare in Community	45	44	0	0
Adults Under Supervision				
Official Probation	35	16	0	0
Unofficial Supervision	0	0	0	0
Family Counseling	115	122	0	0
Reports				
Social History		964		32
Transfer		0		1
Addendum		65		10
Foster Care		0		0
Total Intakes		13,788		123



\*Fairfax does not contribute to the information system established by the Division of Program Development and Evaluation for collecting court service data. The data below were extracted from the reports prepared in Fairfax, where they use a different reporting procedure.

	Cases Under Supervision June 30, 1981	Cases Completed During Fiscal Year	Intakes Completed 13,911
<b>Juveniles Under Supervision</b>			
Official Probation	476	604	Reports Completed During Fiscal Year
Unofficial Supervision	36	99	
Aftercare in Direct Care	49	62	
Aftercare in Community	45	44	
<b>Adults Under Supervision</b>			Social History 996
Official Probation	35	16	Transfer 1
Unofficial Supervision	0	0	Addendum 75
Family Counseling	115	122	Foster Care 0
<b>TOTAL</b>	<b>756</b>	<b>947</b>	<b>Total Reports 1,072</b>

TYPE OF SERVICE	FAUQUIER/ RAPPAHANNOCK		LOUDOUN	
	Under Supervision 6/30/81	Cases Completed During Year	Under Supervision 6/30/81	Cases Completed During Year
Juveniles Under Supervision				
Official Probation	46	42	104	132
Unofficial Supervision	3	20	36	50
Aftercare in Direct Care	4	3	8	5
Aftercare in Community	3	7	3	8
Adults Under Supervision				
Official Probation	0	0	1	2
Unofficial Supervision	0	0	1	1
Family Counseling	7	3	21	26
Reports				
Social History		53		65
Transfer		2		14
Addendum		20		13
Foster Care		0		0
Total Intakes	464		1,205	



	Cases Under Supervision June 30, 1981	Cases Completed During Fiscal Year	Intakes Completed 1,669
<b>Juveniles Under Supervision</b>			
Official Probation	150	174	<b>Reports Completed During Fiscal Year</b>
Unofficial Supervision	39	70	
Aftercare in Direct Care	12	8	
Aftercare in Community	6	15	
<b>Adults Under Supervision</b>			<b>Social History</b> 118
Official Probation	1	2	<b>Transfer</b> 16
Unofficial Supervision	1	1	<b>Addendum</b> 33
<b>Family Counseling</b>	28	29	<b>Foster Care</b> 0
<b>TOTAL</b>	237	299	<b>Total Reports</b> 167

TYPE OF SERVICE	CLARKE		FREDERICK		HARRISONBURG		PAGE	
	Under Supervision 6/30/81	Cases Completed During Year	Under Supervision 6/30/81	Cases Completed During Year	Under Supervision 6/30/81	Cases Completed During Year	Under Supervision 6/30/81	Cases Completed During Year
Juveniles Under Supervision								
Official Probation	15	5	9	2	7	10	15	16
Unofficial Supervision	0	4	3	0	1	1	0	4
Aftercare in Direct Care	1	1	1	0	2	0	1	4
Aftercare in Community	1	1	2	3	1	1	2	2
Adults Under Supervision								
Official Probation	0	0	0	0	0	0	0	1
Unofficial Supervision	0	0	0	0	0	0	0	0
Family Counseling	0	0	1	0	0	0	1	4
Reports								
Social History		21		9		11		18
Transfer		1		3		2		0
Addendum		3		14		12		2
Foster Care		3		35		16		13
Total Intakes	54		167		160		309	
TYPE OF SERVICE	ROCKINGHAM		SHENANDOAH		WARREN		WINCHESTER	
	Under Supervision 6/30/81	Cases Completed During Year	Under Supervision 6/30/81	Cases Completed During Year	Under Supervision 6/30/81	Cases Completed During Year	Under Supervision 6/30/81	Cases Completed During Year
Juveniles Under Supervision								
Official Probation	17	25	14	15	18	12	19	14
Unofficial Supervision	0	0	0	0	0	0	3	1
Aftercare in Direct Care	3	2	1	3	5	10	9	0
Aftercare in Community	1	6	4	3	3	11	8	2
Adults Under Supervision								
Official Probation	0	0	0	0	0	0	0	0
Unofficial Supervision	0	0	0	0	0	0	0	0
Family Counseling	0	0	0	0	0	0	0	0
Reports								
Social History		39		27		22		24
Transfer		3		3		9		2
Addendum		18		3		19		43
Foster Care		37		12		17		33
Total Intakes	419		380		92		213	

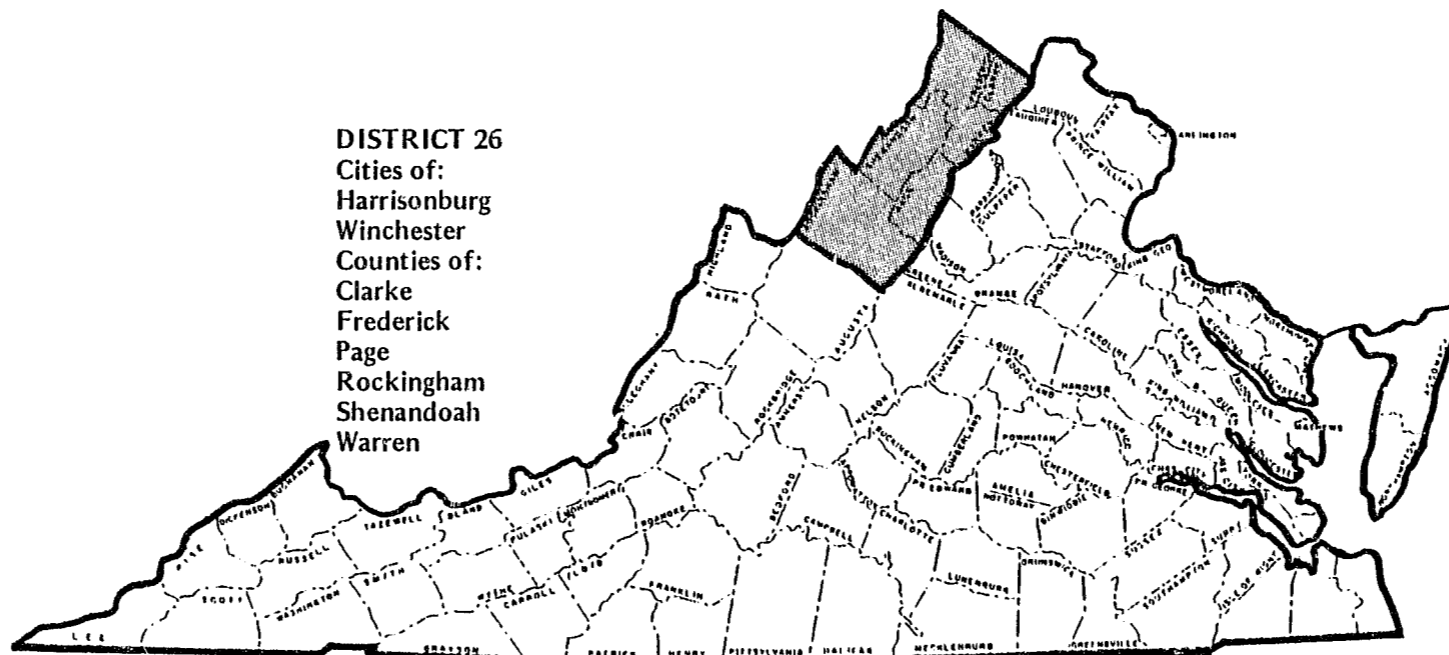
**CONTINUED**

**1 OF 2**



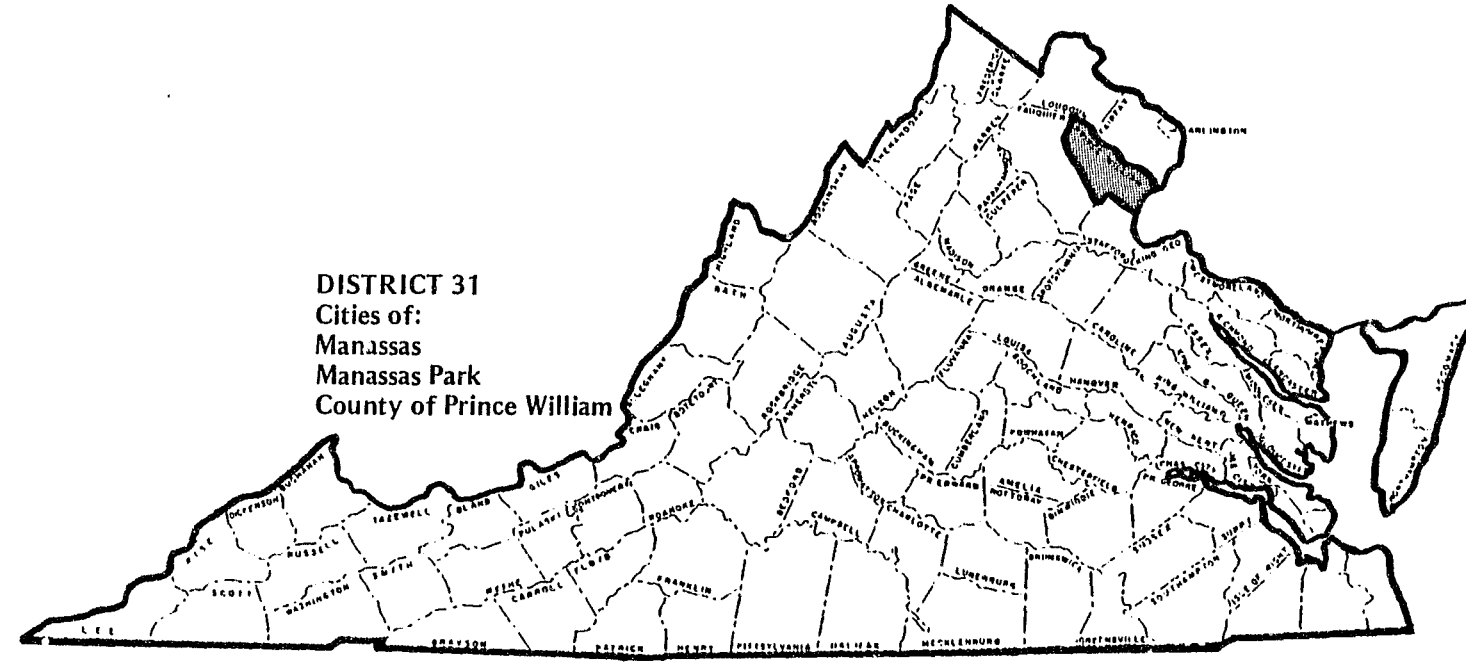
**DISTRICT 26**

Cities of:  
 Harrisonburg  
 Winchester  
 Counties of:  
 Clarke  
 Frederick  
 Page  
 Rockingham  
 Shenandoah  
 Warren



	Cases Under Supervision June 30, 1981	Cases Completed During Fiscal Year	Intakes Completed 1,794
<b>Juveniles Under Supervision</b>			
Official Probation	114	99	<b>Reports Completed During Fiscal Year</b>
Unofficial Supervision	7	10	
Aftercare in Direct Care	23	20	
Aftercare in Community	22	29	
<b>Adults Under Supervision</b>			<b>Transfer</b> 22
Official Probation	0	1	<b>Addendum</b> 114
Unofficial Supervision	0	0	<b>Foster Care</b> 166
Family Counseling	2	4	
<b>TOTAL</b>	<b>168</b>	<b>163</b>	<b>Total Reports</b> 473

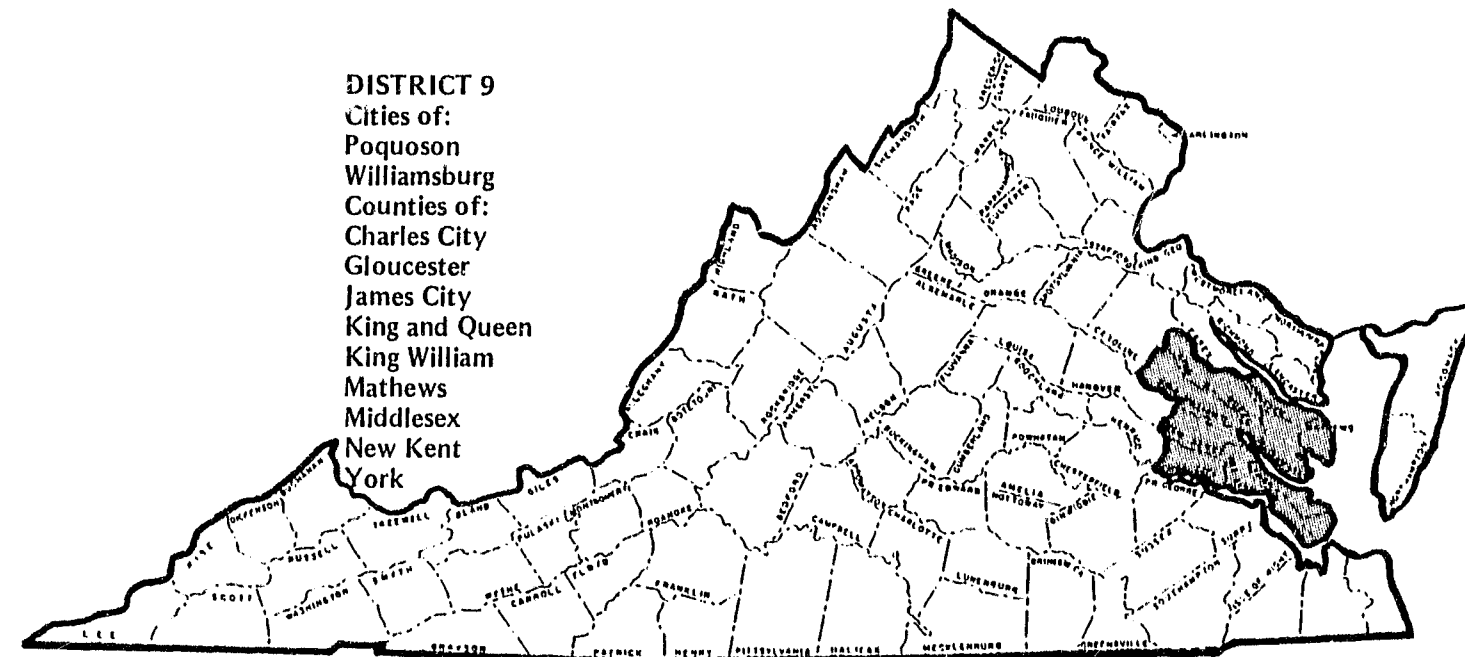
TYPE OF SERVICE	MANASSAS		MANASSAS PARK		PRINCE WILLIAM	
	Under Supervision 6/30/81	Cases Completed During Year	Under Supervision 6/30/81	Cases Completed During Year	Under Supervision 6/30/81	Cases Completed During Year
Juveniles Under Supervision						
Official Probation	13	34	29	62	381	517
Unofficial Supervision	11	15	2	15	77	365
Aftercare in Direct Care	0	0	0	0	93	46
Aftercare in Community	0	4	0	2	34	47
Adults Under Supervision						
Official Probation	2	1	0	1	18	30
Unofficial Supervision	0	0	0	0	8	11
Family Counseling	0	1	0	0	64	7
Reports						
Social History		39		51		399
Transfer		0		0		6
Addendum		1		5		81
Foster Care		0		0		0
Total Intakes	448		335		3,599	



	Cases Under Supervision June 30, 1981	Cases Completed During Fiscal Year	Intakes Completed 4,382	
<b>Juveniles Under Supervision</b>				
Official Probation	423	613	Reports Completed During Fiscal Year	
Unofficial Supervision	90	395		
Aftercare in Direct Care	93	46		Social History 489
Aftercare in Community	34	53		Transfer 6
<b>Adults Under Supervision</b>			Addendum 87	
Official Probation	20	32	Foster Care 0	
Unofficial Supervision	8	11		
Family Counseling	64	8		
<b>TOTAL</b>	<b>732</b>	<b>1,158</b>	<b>Total Reports 582</b>	

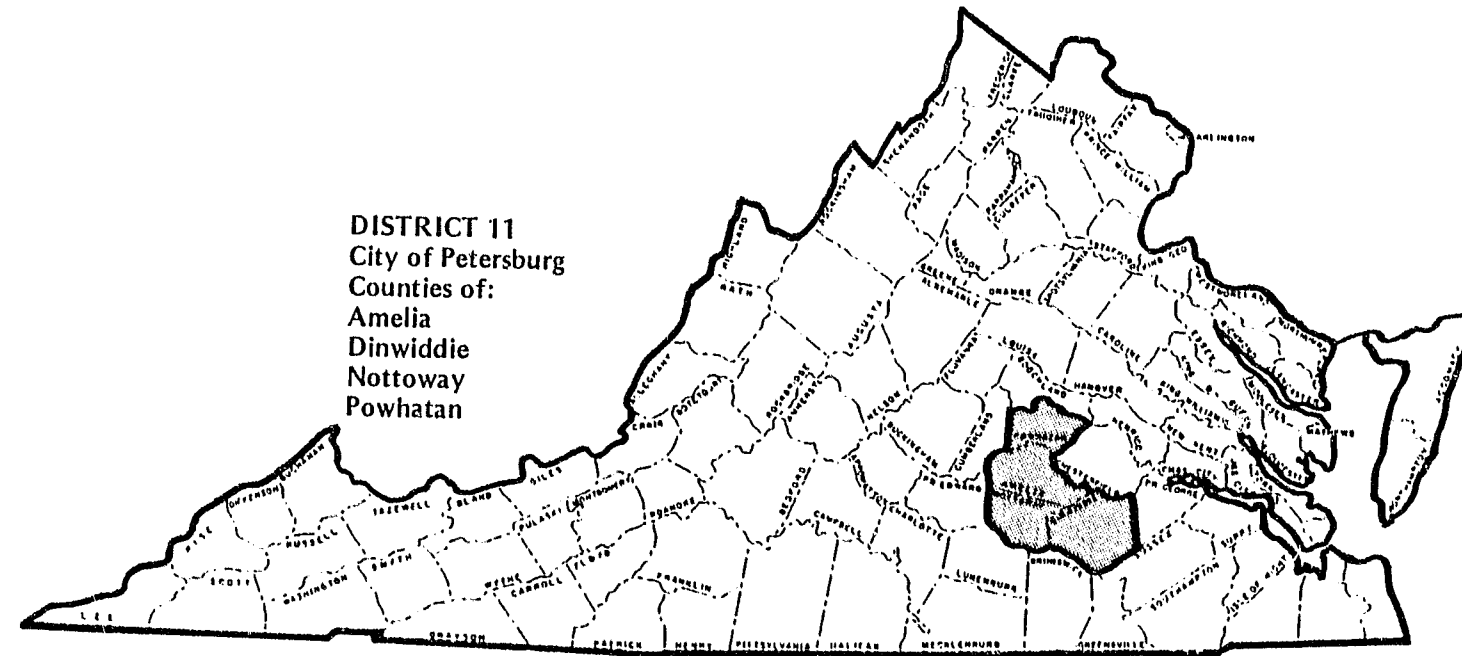
REGION IV

TYPE OF SERVICE	CHARLES CITY		GLOUCESTER		JAMES CITY		KING AND QUEEN		KING WILLIAM		MATHEWS	
	Under Supervision 6/30/81	Cases Completed During Year	Under Supervision 6/30/81	Cases Completed During Year	Under Supervision 6/30/81	Cases Completed During Year	Under Supervision 6/30/81	Cases Completed During Year	Under Supervision 6/30/81	Cases Completed During Year	Under Supervision 6/30/81	Cases Completed During Year
Juveniles Under Supervision												
Official Probation	22	21	11	14	97	84	3	8	18	0	10	12
Unofficial Supervision	1	0	9	3	10	4	5	1	5	0	0	4
Aftercare in Direct Care	1	1	1	2	10	1	0	0	0	0	1	1
Aftercare in Community	1	0	2	0	6	13	0	1	1	0	1	0
Adults Under Supervision												
Official Probation	0	0	0	0	0	0	0	0	0	0	0	0
Unofficial Supervision	0	0	0	0	0	0	0	0	0	0	0	0
Family Counseling	3	20	12	33	30	69	0	1	0	7	4	7
Reports												
Social History		10		23		90		2		20		12
Transfer		2		7		2		0		4		2
Addendum		5		27		43		3		8		17
Foster Care		0		0		0		0		0		0
Total Intakes	96		200		425		34		63		80	
TYPE OF SERVICE	MIDDLESEX		NEW KENT		POQUOSON		WILLIAMSBURG		YORK			
	Under Supervision 6/30/81	Cases Completed During Year	Under Supervision 6/30/81	Cases Completed During Year	Under Supervision 6/30/81	Cases Completed During Year	Under Supervision 6/30/81	Cases Completed During Year	Under Supervision 6/30/81	Cases Completed During Year		
Juveniles Under Supervision												
Official Probation	7	5	12	16	7	9	12	11	13	30		
Unofficial Supervision	0	2	6	1	1	0	2	1	1	10		
Aftercare in Direct Care	3	4	0	1	2	0	0	0	3	1		
Aftercare in Community	0	0	1	0	0	1	0	1	5	7		
Adults Under Supervision												
Official Probation	0	0	0	0	0	0	0	0	0	0		
Unofficial Supervision	0	0	0	0	0	0	0	0	0	0		
Family Counseling	5	7	7	26	4	0	3	4	19	53		
Reports												
Social History		13		20		14		11		83		
Transfer		0		0		0		1		3		
Addendum		6		18		1		2		24		
Foster Care		0		0		0		0		0		
Total Intakes	78		131		77		171		292			



	Cases Under Supervision June 30, 1981	Cases Completed During Fiscal Year	Intakes Completed 1,647	
<b>Juveniles Under Supervision</b>				
Official Probation	212	226	<b>Reports Completed During Fiscal Year</b>	
Unofficial Supervision	40	29		
Aftercare in Direct Care	21	11		Social History 298
Aftercare in Community	17	25		Transfer 21
<b>Adults Under Supervision</b>			Addendum 154	
Official Probation	0	0	Foster Care 0	
Unofficial Supervision	0	0		
Family Counseling	87	227		
<b>TOTAL</b>	377	518	<b>Total Reports 473</b>	

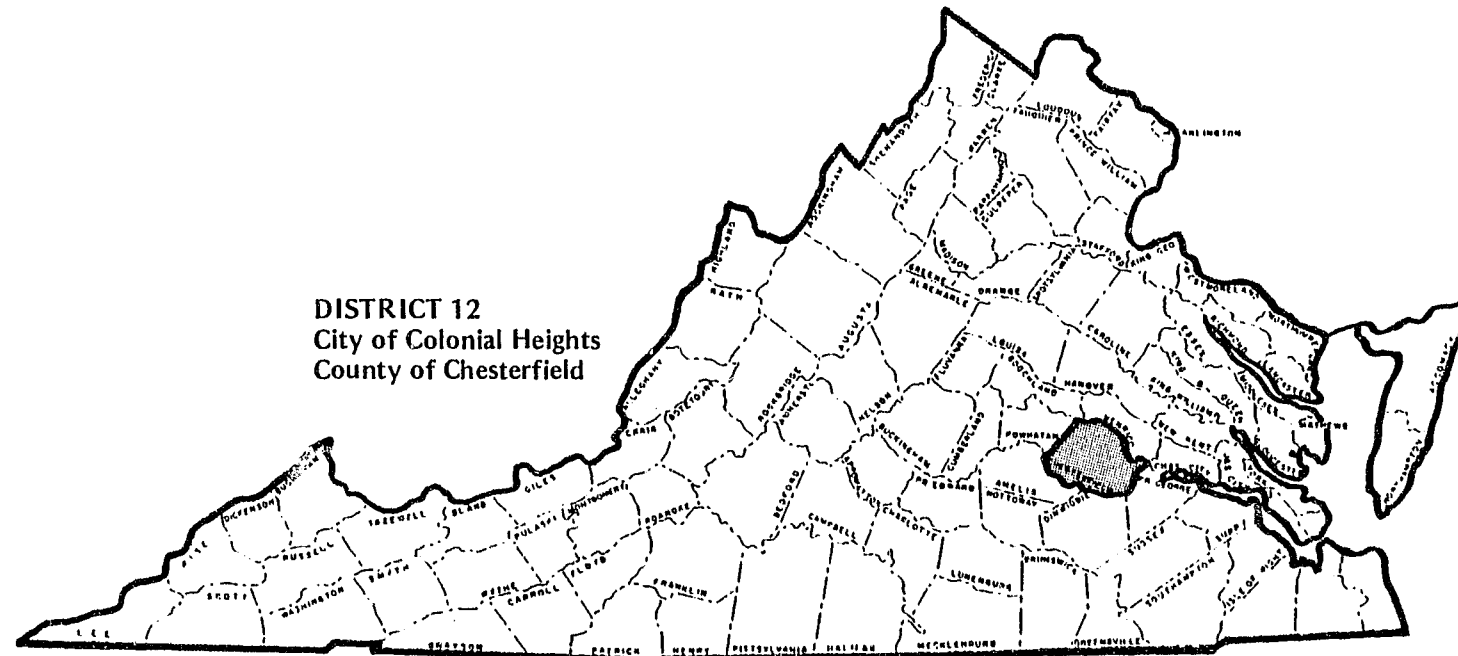
TYPE OF SERVICE	AMELIA		DINWIDDIE		NOTTOWAY		PETERSBURG		POWHATAN	
	Under Supervision 6/30/81	Cases Completed During Year	Under Supervision 6/30/81	Cases Completed During Year	Under Supervision 6/30/81	Cases Completed During Year	Under Supervision 6/30/81	Cases Completed During Year	Under Supervision 6/30/81	Cases Completed During Year
Juveniles Under Supervision										
Official Probation	20	23	17	39	22	52	121	106	5	23
Unofficial Supervision	0	5	2	7	0	10	31	305	2	26
Aftercare in Direct Care	2	2	0	0	1	0	18	6	2	0
Aftercare in Community	1	3	0	2	1	6	12	13	1	2
Adults Under Supervision										
Official Probation	0	0	0	0	0	1	43	6	0	0
Unofficial Supervision	0	0	0	0	0	0	28	7	0	0
Family Counseling	2	2	5	3	0	0	40	45	2	0
Reports										
Social History		20		24		34		170		18
Transfer		14		24		0		105		17
Addendum		28		25		66		199		18
Foster Care		0		0		0		3		0
Total Intakes	250		310		465		1,109		229	



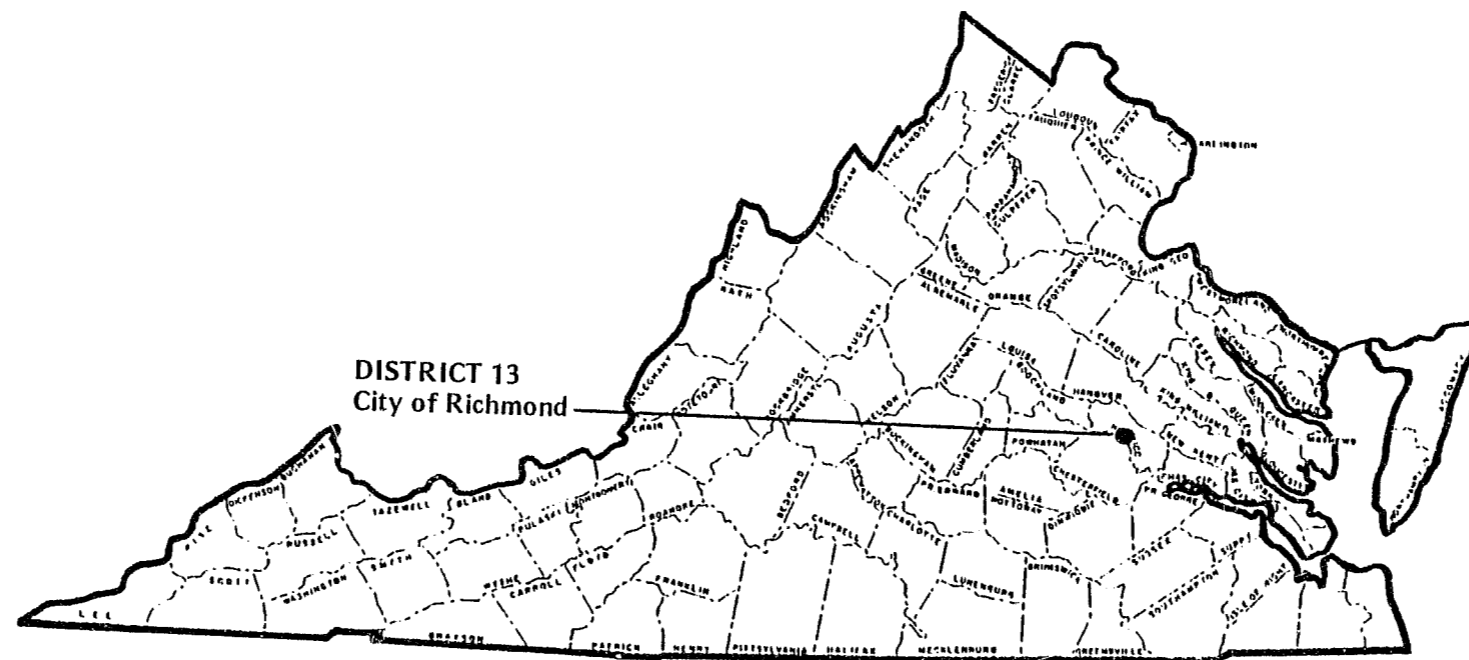
	Cases Under Supervision June 30, 1981	Cases Completed During Fiscal Year	Intakes Completed 2,363
<b>Juveniles Under Supervision</b>			
Official Probation	185	243	<b>Reports Completed During Fiscal Year</b>
Unofficial Supervision	35	353	
Aftercare in Direct Care	23	8	
Aftercare in Community	15	26	
<b>Adults Under Supervision</b>			<b>Social History</b> 266
Official Probation	43	7	<b>Transfer</b> 160
Unofficial Supervision	28	7	<b>Addendum</b> 336
Family Counseling	49	50	<b>Foster Care</b> 3
<b>TOTAL</b>	378	694	<b>Total Reports</b> 765

TYPE OF SERVICE	CHESTERFIELD		COLONIAL HEIGHTS	
	Under Supervision 6/30/81	Cases Completed During Year	Under Supervision 6/30/81	Cases Completed During Year
Juveniles Under Supervision				
Official Probation	95	99	15	19
Unofficial Supervision	23	250	0	17
Aftercare in Direct Care	28	10	1	0
Aftercare in Community	7	16	1	2
Adults Under Supervision				
Official Probation	0	0	0	0
Unofficial Supervision	0	183	0	17
Family Counseling	36	20	1	0
Reports				
Social History		415		71
Transfer		23		2
Addendum		90		16
Foster Care		1		0
Total Intakes		3,073		475





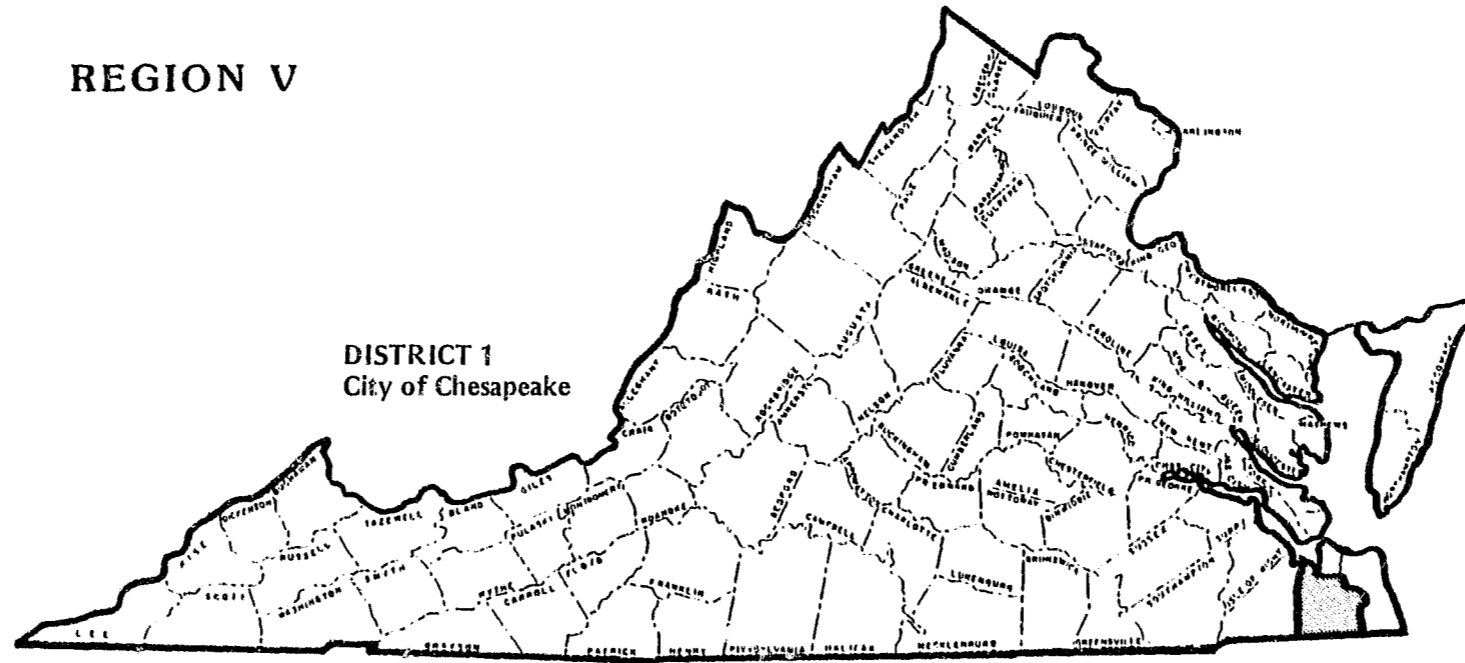
	Cases Under Supervision June 30, 1981	Cases Completed During Fiscal Year	Intakes Completed 3,548
<b>Juveniles Under Supervision</b>			
Official Probation	110	118	Reports Completed During Fiscal Year
Unofficial Supervision	23	267	
Aftercare in Direct Care	29	10	
Aftercare in Community	8	18	
<b>Adults Under Supervision</b>			Transfer 25
Official Probation	0	0	Addendum 106
Unofficial Supervision	0	200	Foster Care 1
Family Counseling	37	20	
<b>TOTAL</b>	207	633	<b>Total Reports 618</b>



	Cases Under Supervision June 30, 1981	Cases Completed During Fiscal Year	Intakes Completed 4,156
<b>Juveniles Under Supervision</b>			
Official Probation	241	189	
Unofficial Supervision	125	155	Reports Completed During Fiscal Year
Aftercare in Direct Care	69	14	Social History 492
Aftercare in Community	68	75	Transfer 217
<b>Adults Under Supervision</b>			Addendum 470
Official Probation	0	0	Foster Care 2
Unofficial Supervision	0	2	
Family Counseling	212	378	
<b>TOTAL</b>	<b>715</b>	<b>813</b>	<b>Total Reports 1,181</b>



REGION V

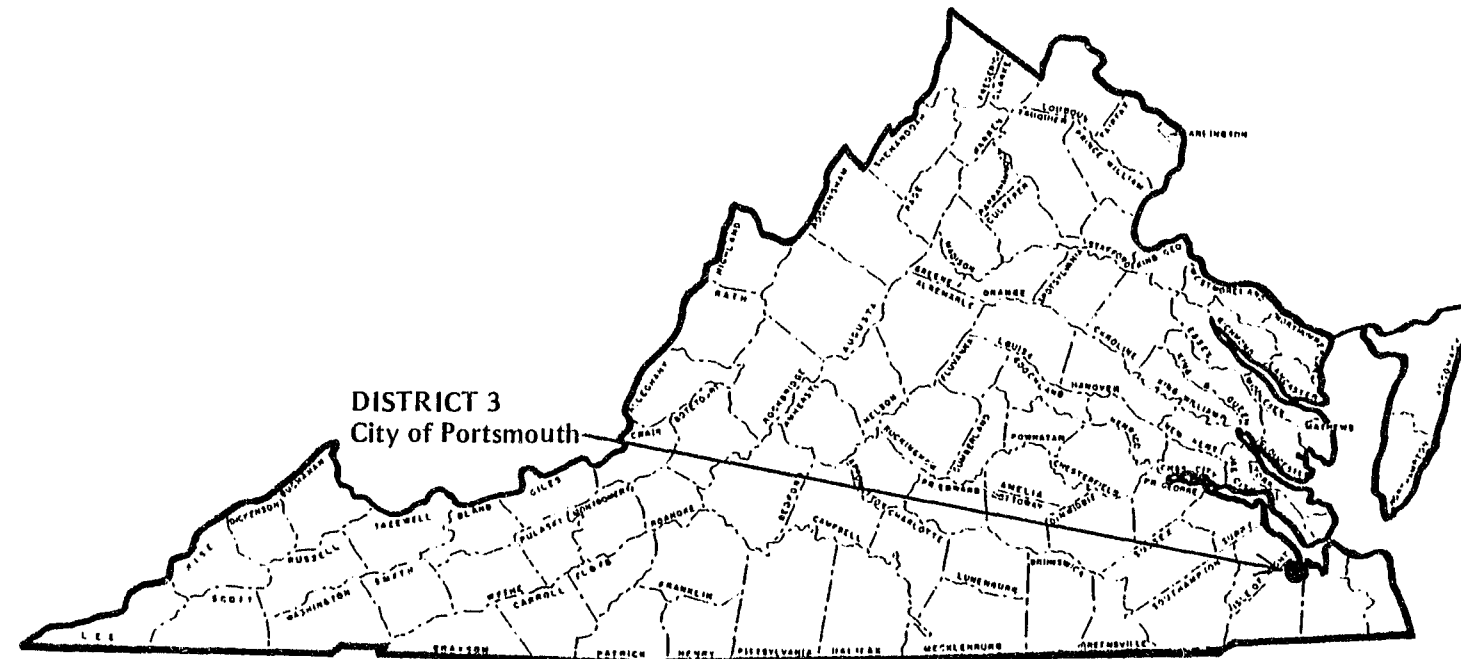


	Cases Under Supervision June 30, 1981	Cases Completed During Fiscal Year	Intakes Completed 3,185	
<b>Juveniles Under Supervision</b>				
Official Probation	223	351	<b>Reports Completed During Fiscal Year</b>	
Unofficial Supervision	38	155		
Aftercare in Direct Care	32	19		Social History 673
Aftercare in Community	28	28		Transfer 83
<b>Adults Under Supervision</b>			Addendum 88	
Official Probation	0	0	Foster Care 39	
Unofficial Supervision	0	24		
Family Counseling	115	297		
<b>TOTAL</b>	436	874	<b>Total Reports 883</b>	



TYPE OF SERVICE	ACCOMACK		NORTHAMPTON	
	Under Supervision 6/30/81	Cases Completed During Year	Under Supervision 6/30/81	Cases Completed During Year
Juveniles Under Supervision				
Official Probation	18	21	7	10
Unofficial Supervision	1	8	2	3
Aftercare in Direct Care	11	5	1	0
Aftercare in Community	1	7	0	7
Adults Under Supervision				
Official Probation	1	0	0	0
Unofficial Supervision	0	4	0	0
Family Counseling	10	5	1	0
Reports				
Social History		35		11
Transfer		6		0
Addendum		11		9
Foster Care		0		0
Total Intakes	303		148	



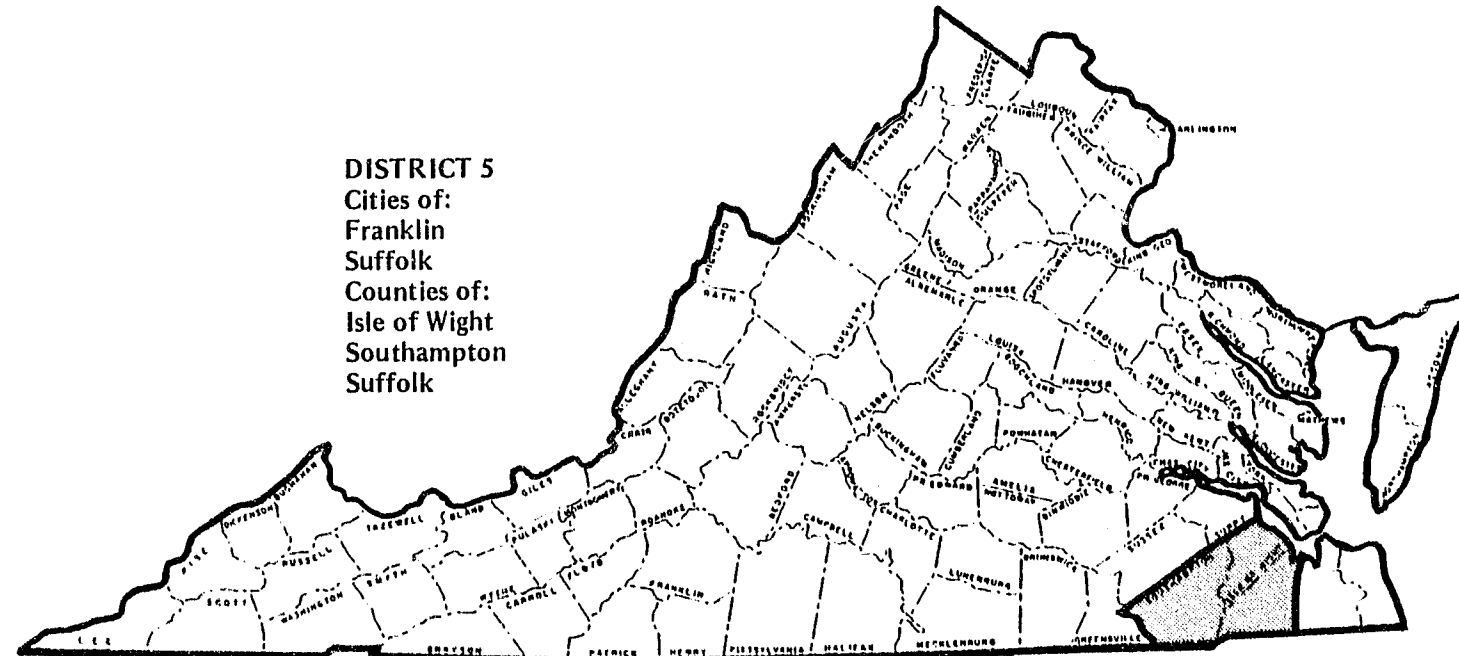


	Cases Under Supervision June 30, 1981	Cases Completed During Fiscal Year	Intakes Completed 2,573	
<b>Juveniles Under Supervision</b>				
Official Probation	145	151	<b>Reports Completed During Fiscal Year</b>	
Unofficial Supervision	30	150		
Aftercare in Direct Care	37	10		Social History 287
Aftercare in Community	32	19		Transfer 37
<b>Adults Under Supervision</b>			Addendum 50	
Official Probation	0	0	Foster Care 0	
Unofficial Supervision	0	0		
Family Counseling	41	8		
<b>TOTAL</b>	285	338	<b>Total Reports 374</b>	



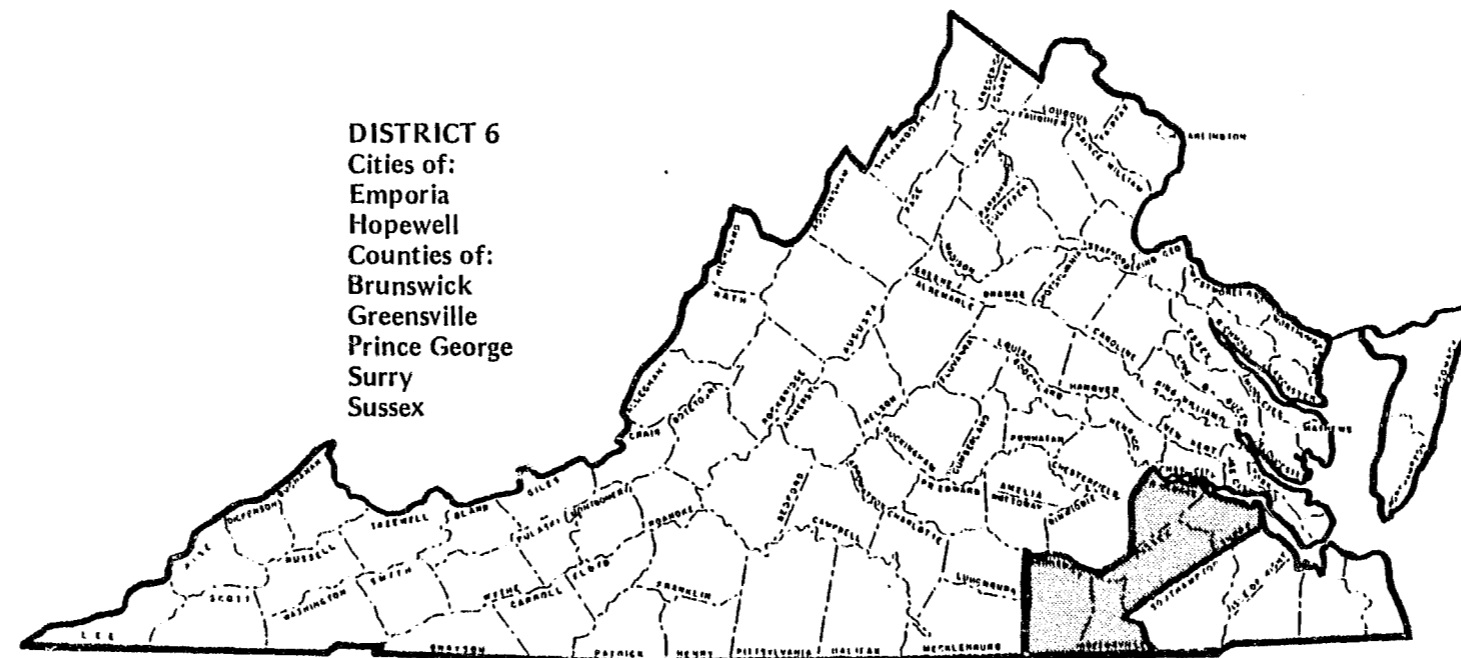


TYPE OF SERVICE	FRANKLIN (City)		ISLE OF WIGHT		SOUTHAMPTON		SUFFOLK	
	Under Supervision 6/30/81	Cases Completed During Year	Under Supervision 6/30/81	Cases Completed During Year	Under Supervision 6/30/81	Cases Completed During Year	Under Supervision 6/30/81	Cases Completed During Year
<b>Juveniles Under Supervision</b>								
Official Probation	0	16	27	27	15	8	119	77
Unofficial Supervision	0	4	2	10	1	5	3	38
Aftercare in Direct Care	0	2	4	0	1	1	22	1
Aftercare in Community	0	3	1	4	1	1	11	16
<b>Adults Under Supervision</b>								
Official Probation	0	0	0	0	0	0	0	0
Unofficial Supervision	0	1	0	0	0	0	0	0
Family Counseling	0	1	3	10	2	1	21	3
<b>Reports</b>								
Social History		23		42		18		110
Transfer		2		6		15		21
Addendum		51		105		59		173
Foster Care		0		16		29		90
<b>Total Intakes</b>	156		271		168		912	

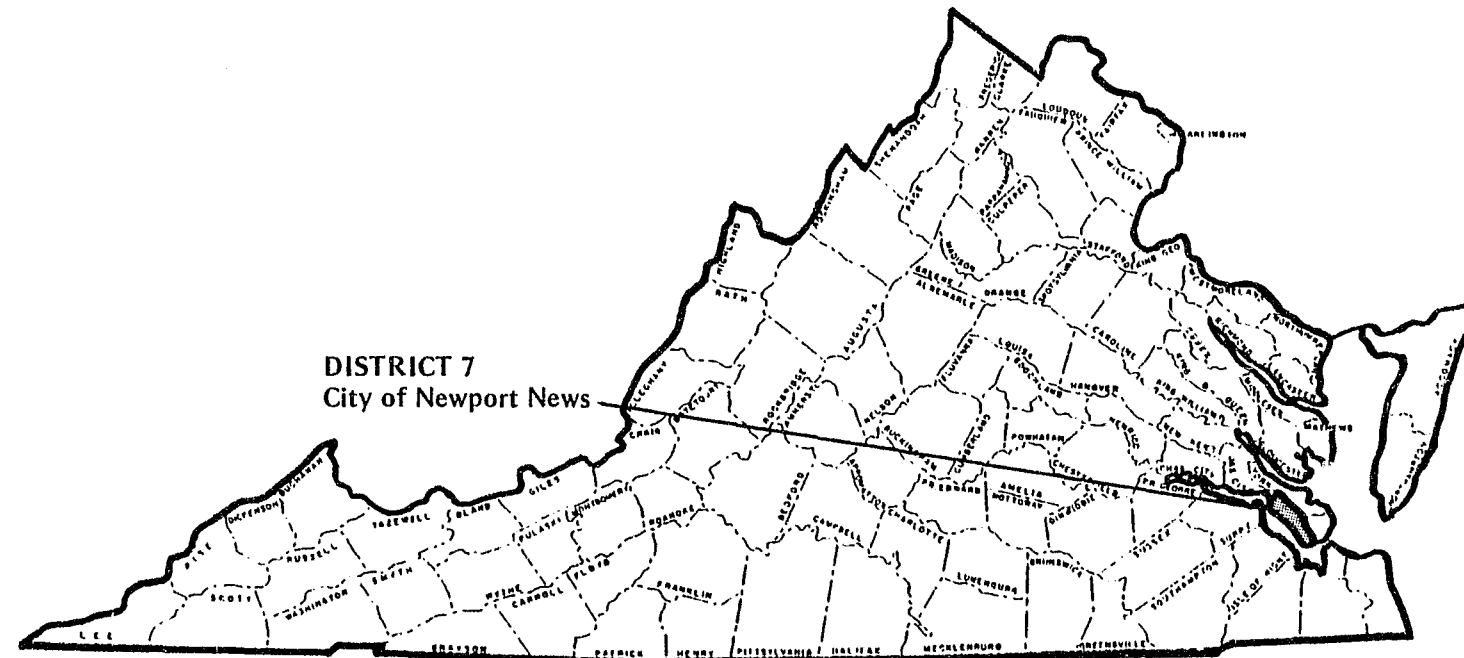


	Cases Under Supervision June 30, 1981	Cases Completed During Fiscal Year	Intakes Completed 1,507
<b>Juveniles Under Supervision</b>			
Official Probation	161	123	Reports Completed During Fiscal Year
Unofficial Supervision	6	57	Social History
Aftercare in Direct Care	27	4	193
Aftercare in Community	13	24	Transfer
			44
<b>Adults Under Supervision</b>			Addendum
Official Probation	0	0	388
Unofficial Supervision	0	1	Foster Care
			135
Family Counseling	26	15	
<b>TOTAL</b>	233	229	<b>Total Reports</b> 760

TYPE OF SERVICE	BRUNSWICK		EMPORIA		GREENSVILLE		HOPEWELL	
	Under Supervision 6/30/81	Cases Completed During Year	Under Supervision 6/30/81	Cases Completed During Year	Under Supervision 6/30/81	Cases Completed During Year	Under Supervision 6/30/81	Cases Completed During Year
Juveniles Under Supervision								
Official Probation	15	7	10	15	7	6	31	25
Unofficial Supervision	0	12	1	8	1	29	11	103
Aftercare in Direct Care	0	0	5	1	0	0	12	2
Aftercare in Community	1	1	3	1	1	3	12	1
Adults Under Supervision								
Official Probation	0	0	0	0	0	0	0	0
Unofficial Supervision	0	0	0	1	0	1	0	0
Family Counseling	0	0	5	1	0	0	12	2
Reports								
Social History		18		15		7		56
Transfer		1		3		2		3
Addendum		5		23		5		40
Foster Care		18		17		35		48
Total Intakes	150		141		225		689	
TYPE OF SERVICE	PRINCE GEORGE		SURRY		SUSSEX			
	Under Supervision 6/30/81	Cases Completed During Year	Under Supervision 6/30/81	Cases Completed During Year	Under Supervision 6/30/81	Cases Completed During Year		
Juveniles Under Supervision								
Official Probation	23	13	3	1	6	8		
Unofficial Supervision	11	11	1	0	1	22		
Aftercare in Direct Care	5	2	0	0	4	2		
Aftercare in Community	1	2	0	0	1	1		
Adults Under Supervision								
Official Probation	0	0	0	0	0	0		
Unofficial Supervision	0	0	0	0	0	1		
Family Counseling	4	5	0	0	2	1		
Reports								
Social History		28		7		16		
Transfer		1		5		1		
Addendum		12		1		3		
Foster Care		12		3		22		
Total Intakes	483		70		129			



	Cases Under Supervision June 30, 1981	Cases Completed During Fiscal Year	Intakes Completed 1,887
<b>Juveniles Under Supervision</b>			
Official Probation	95	75	<b>Reports Completed During Fiscal Year</b>
Unofficial Supervision	26	185	
Aftercare in Direct Care	26	7	
Aftercare in Community	19	9	
<b>Adults Under Supervision</b>			<b>Social History</b> 147
Official Probation	0	0	<b>Transfer</b> 16
Unofficial Supervision	0	3	<b>Addendum</b> 89
Family Counseling	23	9	<b>Foster Care</b> 155
<b>TOTAL</b>	189	288	<b>Total Reports</b> 407



	Cases Under Supervision June 30, 1981	Cases Completed During Fiscal Year	Intakes Completed 3,130
<b>Juveniles Under Supervision</b>			
Official Probation	247	362	Reports Completed During Fiscal Year
Unofficial Supervision	95	251	
Aftercare in Direct Care	53	14	
Aftercare in Community	41	31	
<b>Adults Under Supervision</b>			Social History 368
Official Probation	0	0	Transfer 2
Unofficial Supervision	1	0	Addendum 682
Family Counseling	140	162	Foster Care 169
<b>TOTAL</b>	<b>577</b>	<b>820</b>	<b>Total Reports 1,221</b>



**END**