If you have issues viewing or accessing this file contact us at NCJRS.gov.

National Criminal Justice Reference Service

ncjrs

This microfiche was produced from documents received for inclusion in the NCJRS data base. Since NCJRS cannot exercise control over the physical condition of the documents submitted, the individual frame quality will vary. The resolution chart on this frame may be used to evaluate the document quality.

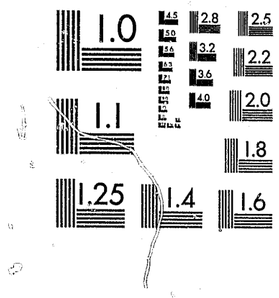

MICROCOPY RESOLUTION TEST CHART
NATIONAL BUREAU OF STANDARDS-1963-A

Microfilming procedures used to create this fiche comply with the standards set forth in 41CFR 101-11.504.

Points of view or opinions stated in this document are those of the author(s) and do not represent the official position or policies of the U. S. Department of Justice.

2/9/83

National Institute of Justice
United States Department of Justice
Washington, D.C. 20531

MF-1

FEDERAL OFFENDERS in UNITED STATES DISTRICT COURTS 1980

84002

FEDERAL OFFENDERS in UNITED STATES DISTRICT COURTS

NCJRS
JUN 16 1982
ACQUISITIONS

1980

U.S. Department of Justice
National Institute of Justice

This document has been reproduced exactly as received from the person or organization originating it. Points of view or opinions stated in this document are those of the authors and do not necessarily represent the official position or policies of the National Institute of Justice.

Permission to reproduce this ~~copyrighted~~ material has been granted by
Public Domain/Administrative Office of the United States Courts
to the National Criminal Justice Reference Service (NCJRS).

Further reproduction outside of the NCJRS system requires permission of the ~~copyright~~ owner.

ADMINISTRATIVE OFFICE OF THE
UNITED STATES COURTS
WASHINGTON, D.C. 20544

WILLIAM E. FOLEY
DIRECTOR

JOSEPH F. SPANIOL, JR.
DEPUTY DIRECTOR

PREFACE

Federal Offenders has been published annually since 1963 with the exception of a five year report which summarized the years 1975 through 1978 and provided detailed data for 1979. This report provides the outcome of prosecutions in U.S. district courts during the twelve month period ended June 30, 1980.

The report is divided into three parts. Part I emphasizes national data on defendants who were prosecuted in the U.S. district courts.

Part II provides historical offense tables which have been expanded to include sentence information for defendants convicted of fraud, embezzlement, rape, and antitrust violations for the years 1970 through 1980.

Part III provides statistical data by district court. This data is helpful to states with criminal justice information systems that seek to determine the extent of both state and Federal criminal prosecutions.

Comments about the report should be directed to the Chief, Statistical Analysis and Reports Division, Administrative Office of the U.S. Courts, Washington, D.C. 20544.

May, 1982

William E. Foley
Director

TABLE OF CONTENTS

Page

Part I. National Data for 1980

Narrative

Criminal Cases in U.S. District Courts 1
Type of Disposition 1
Type of Sentence 1
Demographic Information 5
Average Prison Sentence for Defendants Convicted of Drug Violations 5
Disposition of Defendants for Weapons and Firearms Violations 8

Charts

1 All Criminal Cases Commenced, Terminated, and Pending, 1970 through 1980 2

2 Criminal Defendants Disposed of by Type of Disposition 3

3 Type of Sentence for Convicted Defendants 4

4 Sex, Age, and Prior Record of Convicted Defendants 6

5 Average Sentence of Imprisonment for Drug Defendants Convicted of Drug Violations 7

6 Disposition of Defendants with Weapon and Firearm Violations, 1970 through 1980 9

Tables

1 Criminal Cases Commenced Showing Nature of Proceedings 1976 through 1980 (Excludes Transfers) 11

2 Criminal Defendants Commenced (Excludes Transfers) 1970 through 1980 12

3 Criminal Defendants Disposed of by Type of Disposition, 1970 through 1980 14

4 Disposition of Defendants Charged with Federal Offenses 1970 through 1980 15

5 Convicted Defendants with Age, Sex, and Prior Record Reported 16

Part II. Historical Offense Tables

H-1 Violation of Immigration Laws, 1961 through 1980 ..... H-1

H-2 Income Tax Fraud, 1961 through 1980 ..... H-3

H-3 Liquor Law Violations, 1961 through 1980 ..... H-5

H-4 Larceny and Theft, 1961 through 1980 ..... H-7

H-5 Forgery, 1961 through 1980 ..... H-9

H-6 Assault and Homicide, 1961 through 1980 ..... H-11

H-7 Homicide, 1961 through 1980 ..... H-13

H-8 Marihuana Violations, 1960 through 1980 ..... H-15

H-9 Violations of the Selective Service Act, 1945 through 1980 ..... H-17

H-10 Auto Theft, 1961 through 1980 ..... H-19

H-11 Violation of the Narcotic Drug Laws, 1945 through 1980 ..... H-21

H-12 Robbery, 1961 through 1980 ..... H-23

H-13 Weapons and Firearms Violations, 1961 through 1980 ..... H-25

H-14 Federal Gambling Violations (Including Lottery), 1961 through 1980 ..... H-27

H-15 Fraud - Excluding Income Tax Fraud, 1970 through 1980 ..... H-29

H-16 Embezzlement, 1970 through 1980 ..... H-31

H-17 Antitrust Violations, 1970 through 1980 ..... H-33

H-18 Rape, 1970 through 1980 ..... H-35

Part III. Appendix Detail Tables

X-1 Criminal Defendants Disposed of by Type of Disposition, 1980 ..... X-1-1

X-2 Type and Length of Sentences for Convicted Defendants by Offense, 1980 ..... X-2-1

X-3 Type of Sentence for Convicted Criminal Defendants, 1980 ..... X-3-1

X-4 Age, Prior Record, and Sex of Convicted Defendants, 1980 ..... X-4-1

Part I
National Data for 1980

FEDERAL OFFENDERS IN THE U.S. DISTRICT COURTS

Criminal Cases in U.S. District Courts

During the twelve month period ended June 30, 1980, the criminal caseload in U.S. district courts continued the downward trend that began in 1978. There were 28,921 criminal cases filed in 1980 (including transfers), 11.5 percent less than the 32,688 cases filed in 1979. The number of cases terminated also declined, with 29,297 cases terminated this year, or 12.3 percent less than the 33,411 cases terminated in 1979. The pending caseload on June 30, 1980 was 14,759 cases, or 2.4 percent less than the 15,124 cases pending on June 30, 1979. The changes in the criminal caseload from 1970 through 1980 are displayed in Chart 1.

Type of Disposition

There were 36,560 criminal defendants disposed of in U.S. district courts in 1980. Of these, 28,598 defendants, or 78.2 percent, were convicted and sentenced. A plea of guilty or nolo contendere was entered by 23,111 of the convicted defendants. The remaining 5,487 convicted defendants were found guilty after court or jury trials. The number of defendants not convicted in the courts totaled 7,962, or 21.8 percent of all defendants disposed of in 1980. Charges were dismissed for 6,633 defendants (18.1 percent); and 1,329 defendants (3.6 percent) were acquitted by court or jury trials. The proportions of defendants disposed of in 1980 by each disposition type are shown in Chart 2.

Type of Sentence

Of the 28,598 defendants convicted and sentenced this year, 10,218 defendants, or 35.7 percent, were sentenced to imprisonment. Terms of probation were imposed on 10,206 defendants, which also represents 35.7 percent of the total convicted. (See Chart 3.) There were 3,012 defendants who received split sentences, which are sentences of less than six months in prison followed by a probation term.

UNITED STATES DISTRICT COURTS

CHART 1

ALL CRIMINAL CASES COMMENCED* TERMINATED AND PENDING

12 MONTHS ENDED JUNE 30, 1970-1980

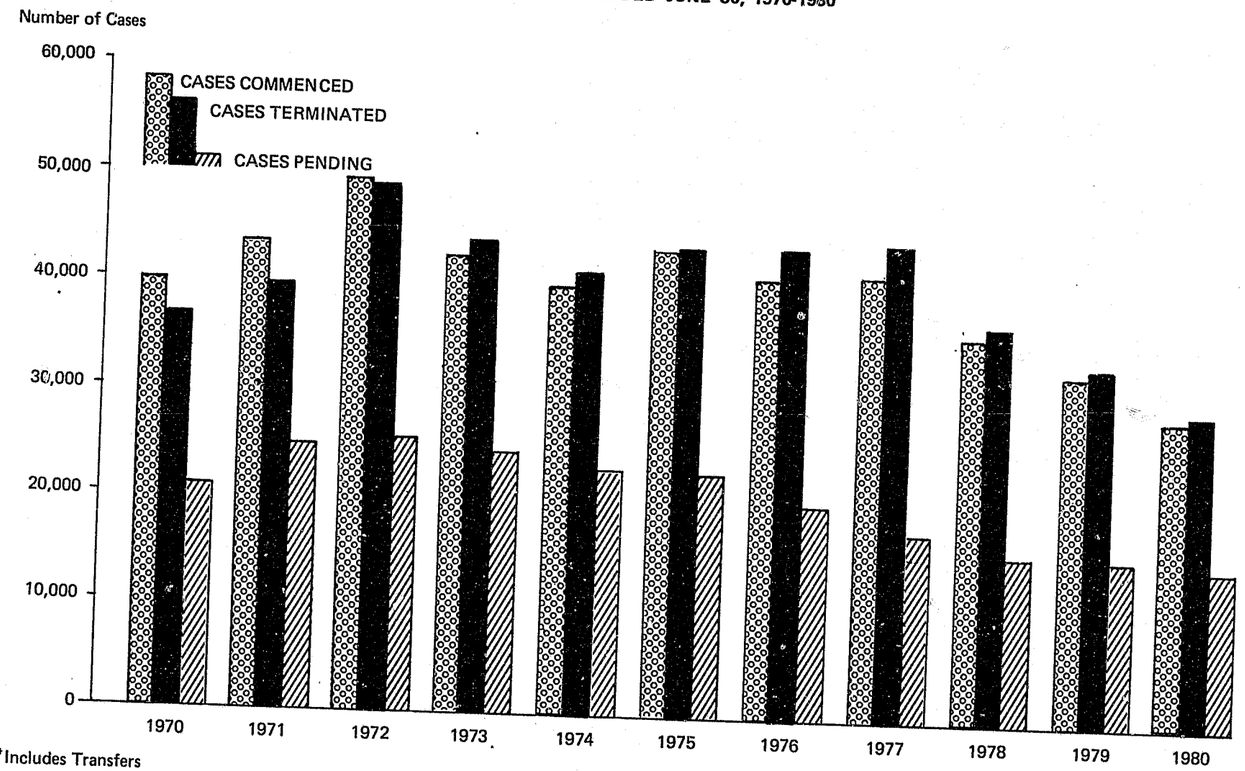

*Includes Transfers

Source: Administrative Office of the United States Courts

UNITED STATES DISTRICT COURTS

CHART 2

CRIMINAL DEFENDANTS DISPOSED OF BY TYPE OF DISPOSITION

Twelve Month Period Ended June 30, 1980

TOTAL: 36,560

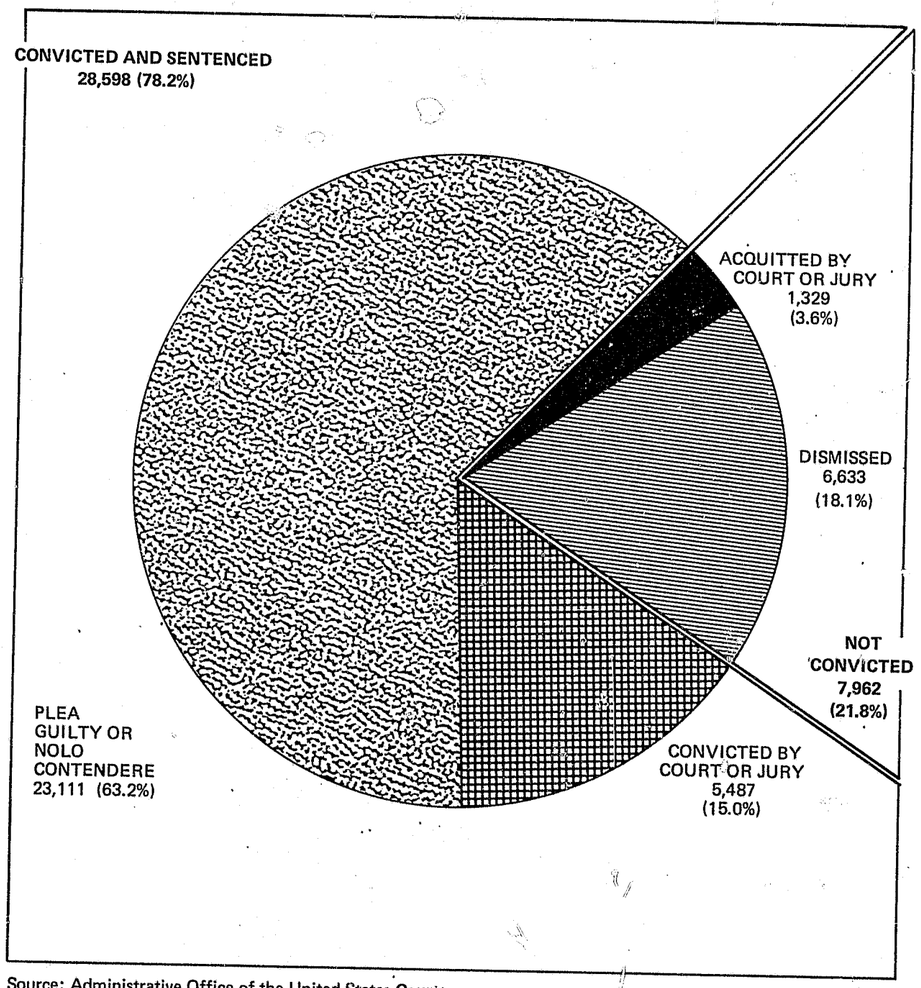

Source: Administrative Office of the United States Courts.

UNITED STATES DISTRICT COURTS

CHART 3

TYPE OF SENTENCE FOR CONVICTED DEFENDANTS

Twelve Month Period Ended June 30, 1980

TOTAL CONVICTED DEFENDANTS: 28,598

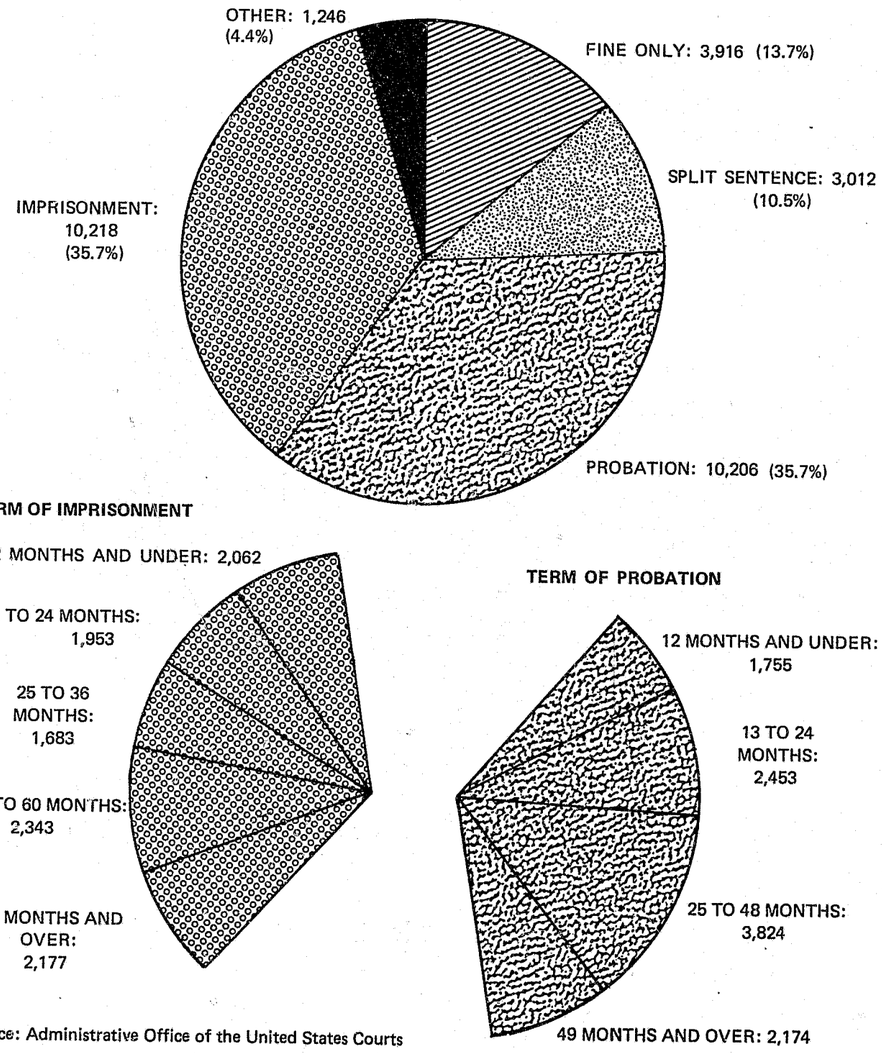

Source: Administrative Office of the United States Courts

Of the 10,218 defendants sentenced to imprisonment, 60.7 percent were sentenced to terms of more than two years, and 44.2 percent were sentenced to terms of more than three years. On the probation side, 58.8 percent of the defendants were sentenced to terms of supervision of more than two years.

Demographic Information

Major demographic information on defendants convicted during 1980 is displayed in Chart 4. The chart includes only those defendants for whom sex, age, or prior criminal record information was reported. Therefore, the total number of defendants for each of these three demographics is less than the total number of defendants convicted in 1980.

Data regarding the sex of the defendant was reported for 19,309, or 67.5 percent, of the 28,598 defendants convicted and sentenced in the federal courts. Of those for whom sex information was reported, 15,931 defendants, or 82.5 percent, were males; 3,309, or 17.1 percent, were females; and 69, or 0.4 percent, were corporations or businesses.

Age information was reported for 19,017 (66.5 percent) of all federal offenders in 1980. Of those reported, 60.4 percent were over 29 years of age.

A prior criminal record or the absence of a prior record was reported for 16,939 (59.2 percent) of the convicted defendants. Of those reported, 7,428 defendants, or 43.9 percent, had no prior criminal record and 9,511 defendants, or 56.1 percent, had a prior record at the federal, state, or local level. Of the 9,511 defendants with prior criminal records, 50.3 percent had prior prison terms; 47.1 percent had prior probation terms; and 2.6 percent had prior juvenile records.

Average Prison Sentence for Defendants Convicted of Drug Violations

Chart 5 indicates that the average length of sentence to imprisonment for convicted drug offenders has increased during the years 1976 through 1980. Over the five year period, the average sentence of imprisonment for marihuana violations increased by 56.3 percent, from 30.2 months in 1976 to 47.2 months in 1980. The average prison sentence for 1980 was 20.7 percent longer than the 1979 average of 39.1 months.

SEX, AGE, AND PRIOR RECORD OF CONVICTED DEFENDANTS

Twelve Month Period Ended June 30, 1980

TOTAL DEFENDANTS CONVICTED = 28,598

SEX

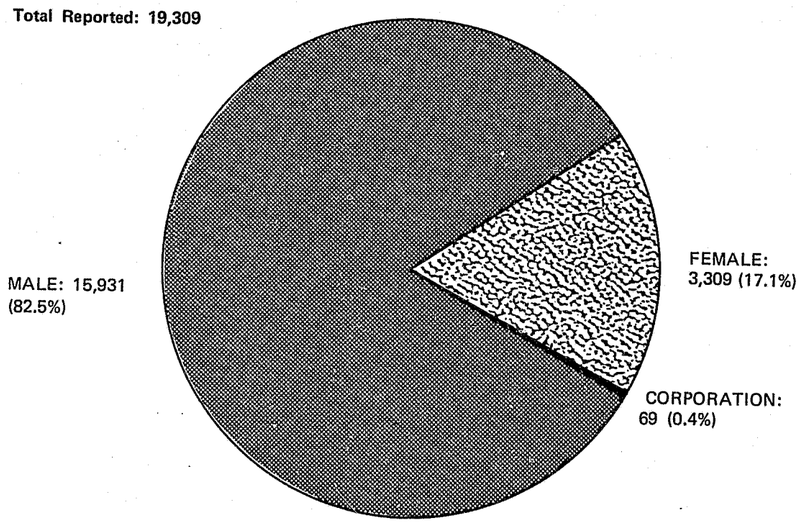

AGE

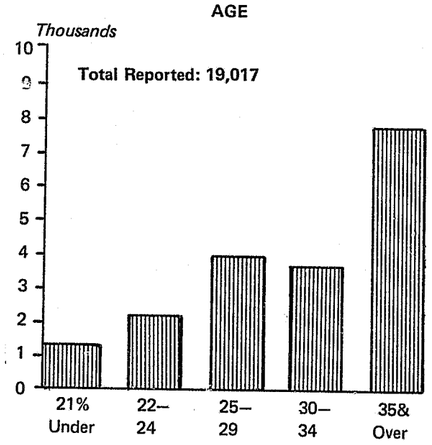

PRIOR CRIMINAL RECORD

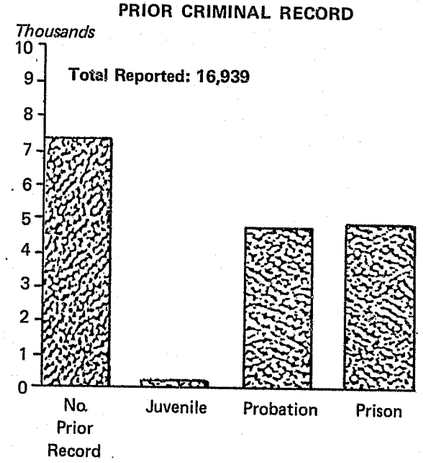

Source: Administrative Office of the United States Courts

AVERAGE SENTENCE OF IMPRISONMENT FOR DRUG DEFENDANTS CONVICTED OF DRUG VIOLATIONS

Twelve Month Period Ended June 30, 1976-1980

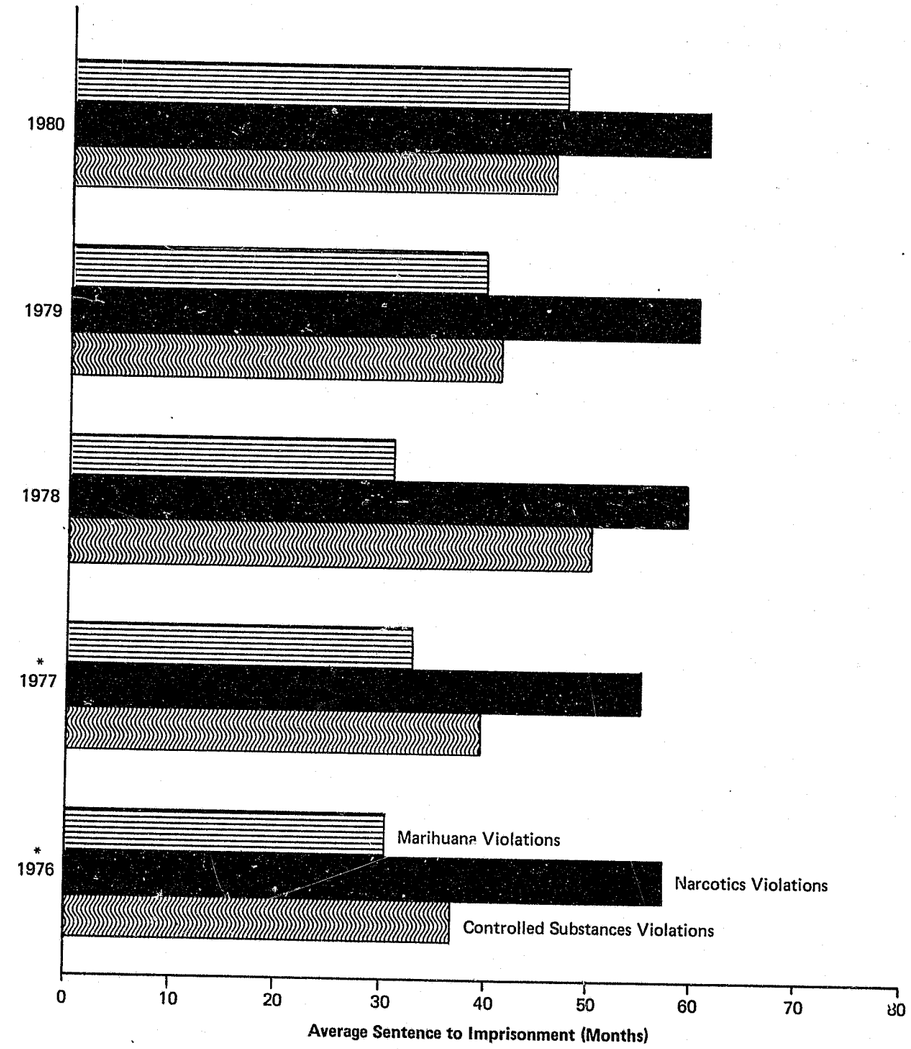

*1976 & 1977 do not include territories and District of Columbia.

Source: Administrative Office of the United States Courts

The average length of sentence for narcotic violations showed a 7.2 percent increase over the five years, rising from 56.7 months in 1976 to 60.8 months in 1980. Between 1979 and 1980 the average prison sentence increased a modest 1.3 percent.

For controlled substances, the average prison sentence in 1980 was 46.5 months, which was 27.7 percent longer than the 36.4 month average in 1976. The average prison sentence in 1980 was 11.8 percent higher than the 41.6 month average sentence in 1979.

Disposition of Defendants for Weapons and Firearms Violations

The number of defendants convicted of weapons and firearms offenses decreased substantially for 1979 and 1980. In 1979, there were 1,533 defendants convicted of weapons and firearms violations, or 40.6 percent fewer than those convicted in 1978. In 1980, the number of defendants convicted decreased to 862, or by 43.8 percent. These were the first significant decreases during the 11 year period shown in Chart 6. The decreases in convictions in 1979 and 1980 occurred as the result of decreases in prosecutions of weapons and firearms violations over the years. The decline in filings is attributed to the Treasury Department's policy of prosecuting defendants with firearms violations who have prior criminal records, while directing first time offenders to state and local authorities for prosecution.

UNITED STATES DISTRICT COURTS

CHART 6

DISPOSITION OF DEFENDANTS WITH WEAPON AND FIREARM VIOLATIONS

TWELVE MONTH PERIODS ENDED JUNE 30, 1970-1980

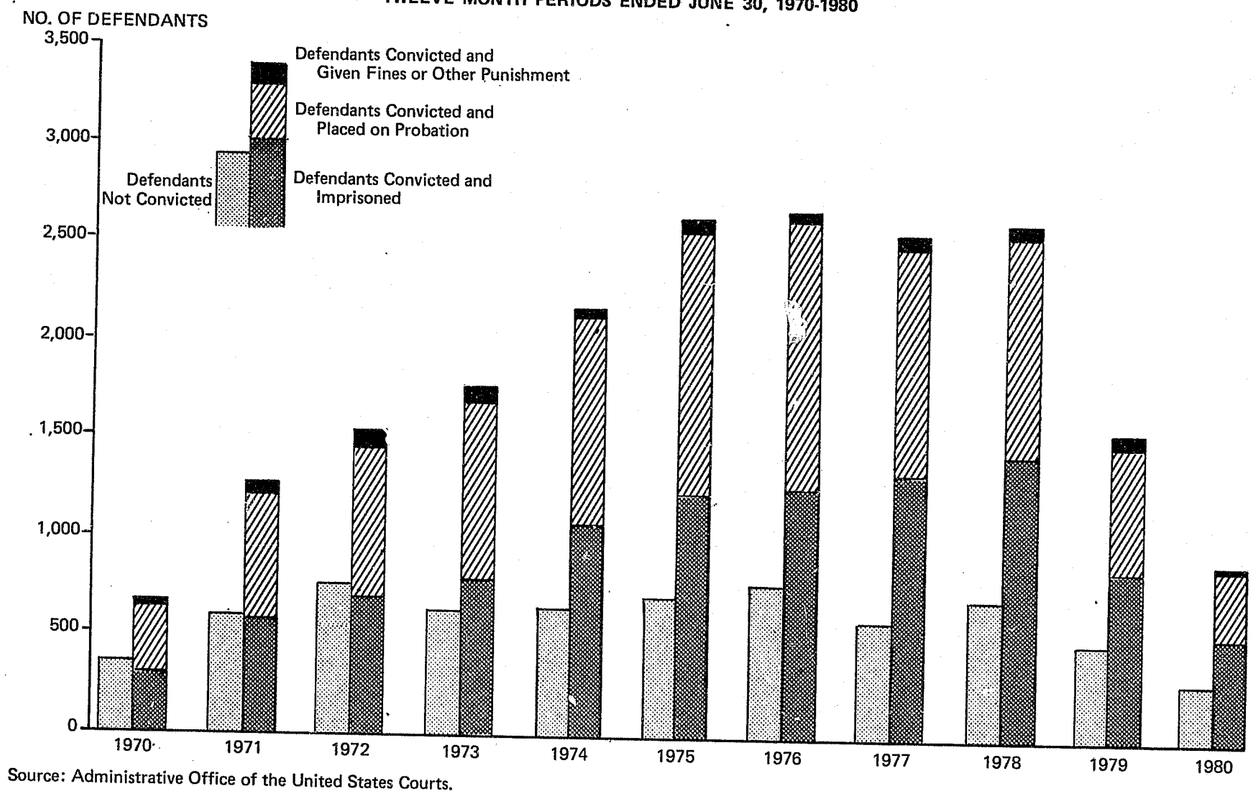

Source: Administrative Office of the United States Courts.

Preceding page blank

Table 1
U.S. District Courts
Criminal Cases Commenced Showing Nature of Proceedings
During the Twelve Month Periods Ended June 30, 1976 through 1980
(Excludes Transfers)

Nature of Proceedings	All Offenses Reported						Felonies Only					
	1976	1977	1978	1979	1980	Percent Change 1980 Over 1979	1976[1]	1977	1978	1979	1980	Percent Change 1980 Over 1979
Total	39,147	40,000	34,624	31,536	27,968	-11.3	34,213	28,504	25,200	20,755	18,855	-9.2
Proceedings Commenced By:												
Indictment	26,150	25,016	22,694	18,718	16,522	-11.7	26,031	24,760	22,095	18,232	16,022	-12.1
Information-Indictment Waived	2,583	2,292	1,151	740	470	-36.5	2,572	2,089	1,131	729	468	-35.8
Information-Other[2]	9,577	11,667	10,126	10,353	9,051	-12.6	4,861	878	1,483	1,303	1,988	52.6
Remanded From Appellate Court	114	130	151	126	88	-30.2	112	124	142	120	84	-30.0
Removed From State Court	95	156	52	61	30	-50.8	65	102	47	37	20	-45.9
Reopened/Reinstated	220	372	226	177	105	-40.7	216	360	211	160	97	-39.4
Appeal From U.S. Magistrate Decisions	108	146	104	169	114	-32.5	69	4	-	-	1	-
Juvenile Delinquency Proceedings	300	221	120	78	87	11.5	287	187	91	68	74	8.8
Consent Before Magistrates	-	-	-	1,114	1,464	31.4	-	-	-	106	64	-39.6
Retrial on Mistrial[3]	-	-	-	-	17	-	-	-	-	-	17	-
Retrial - Remand from Appeals Court[3]	-	-	-	-	20	-	-	-	-	-	20	-

1 This data for 1976 includes felonies and misdemeanors (but does not include minor offenses) because felonies were not recorded seperately that year.
2 Includes cases filed as consents before Magistrates for years 1976, 1977, and 1978.
3 This data was not seperately recorded prior to August 1979.

Note: Percent change computed for 25 or more cases.

Table 2
U.S. District Courts
Criminal Defendants Commenced (Excludes Transfers)
During the Twelve Month Periods Ended June 30, 1970 through 1980

		GENERAL OFFENSES								
YEAR COMMENCED	TOTAL	HOMICIDE	ROBBERY	ASSAULT	BURGLARY	LARCENY	EMBEZ-ZLEMENT	FRAUD	AUTO THEFT	FORGERY AND COUNTER-FEITING
1970	47,955	315	2,295	809	778	4,357	2,097	2,248	4,769	4,720
1971	53,930	272	2,917	760	666	5,125	2,486	2,623	2,884	5,345
1972	63,236	377	3,479	843	484	5,244	2,007	3,622	3,038	6,082
1973	56,275	185	2,316	838	384	4,706	1,903	4,233	2,421	5,238
1974	51,625	203	2,296	856	350	4,761	1,791	4,003	2,314	5,422
1975	56,295	194	3,149	1,012	524	6,196	2,081	4,849	1,946	5,759
1976	53,478	183	2,907	993	446	5,264	1,984	5,041	1,867	5,049
1977	53,047	170	2,437	790	530	6,026	2,227	6,411	1,575	5,090
1978	46,073	157	1,838	671	278	4,949	2,166	5,790	1,185	4,855
1979	42,245	175	1,558	630	253	4,176	1,807	6,333	612	3,708
1980	38,033	183	1,709	633	209	3,912	1,710	5,890	658	2,763

Table 2
U.S. District Courts
Criminal Defendants Commenced (Excludes Transfers)
During the Twelve Month Periods Ended June 30, 1970 through 1980
(continued)

GENERAL OFFENSES—CONTINUED						SPECIAL OFFENSES				
DAPCA (DRUG) LAWS			WEAPONS AND FIRE-ARMS	TRAFFIC	OTHER	IMMI-GRATION LAWS	LIQUOR, INTER-NAL REVENUE	POSTAL LAWS*	OTHER	YEAR COMMENCED
MARI-HUANA	NAR-COTICS	CONTROL-LED SUB-STANCES								
3,117	2,408	-	1,723	61	3,027	4,936	2,137	348	7,810	1970
4,084	3,559	61	2,378	88	4,286	5,334	1,842	665	8,555	1971
4,945	4,945	1,493	2,769	126	5,456	6,213	2,007	1,162	8,944	1972
5,860	7,482	1,457	2,549	213	4,643	2,644	1,417	908	6,878	1973
4,483	6,153	1,733	3,345	531	4,239	2,351	973	1,102	4,719	1974
4,267	6,743	1,907	3,682	1,224	4,575	2,277	540	1,351	4,019	1975
3,655	6,688	1,554	3,311	2,618	3,918	2,346	275	1,072	4,307	1976
2,576	5,745	1,182	3,331	4,986	3,440	1,789	203	882	3,657	1977
1,994	3,765	2,060	3,492	4,469	2,941	2,331	125	387	2,620	1978
1,945	3,707	1,556	1,477	5,454	3,086	2,547	58	398	2,765	1979
1,622	3,478	1,578	1,217	4,614	2,438	2,684	49	236	2,450	1980

* OBSTRUCTING MAIL, MAILING NON-MAILABLE MATERIAL AND OTHER POSTAL REGULATIONS.

Table 3
U.S. District Courts
Criminal Defendants Disposed of by Type of Disposition
During the Twelve Month Periods Ended June 30, 1970 through 1980

Year Terminated	Total Defendants	Not Convicted				Convicted and Sentenced			
		Total	Dismissed*	Acquitted by		Total	Plea of Guilty or Nolo Contendere	Convicted by	
				Court	Jury			Court	Jury
1970	36,356	8,178	6,608	703	867	28,178	24,111	1,290	2,777
1971	44,615	12,512	10,655	687	1,170	32,103	27,544	1,416	3,143
1972	49,516	12,296	10,219	690	1,387	37,220	31,714	1,847	3,659
1973	46,724	11,741	9,757	661	1,323	34,983	29,009	1,873	4,101
1974	48,014	11,784	10,019	508	1,257	36,230	30,660	1,785	3,785
1975	49,212	11,779	10,274	397	1,108	37,433	31,816	1,580	4,037
1976	51,612	11,500	9,752	508	1,240	40,112	34,041	1,587	4,484
1977	53,188	11,720	9,940	398	1,382	41,468	35,335	1,629	4,504
1978	45,922	9,417	7,792	311	1,314	36,505	31,112	1,431	3,962
1979	41,175	8,262	6,791	303	1,168	32,913	27,295	2,006	3,612
1980	36,560	7,962	6,633	283	1,046	28,598	23,111	1,851	3,636

* Included in this column are defendants who were committed pursuant to Title 28 U.S.C. of the Narcotic Addict Rehabilitation Act of 1966.

Table 4
U.S. District Courts
Disposition of Defendants Charged with Federal Offenses
During the Twelve Month Periods Ended June 30, 1970 through 1980

Year	Total Imprisonment	Regular Sentences to Imprisonment[1]					Other Sentences To Imprisonment			Probation[2]						Fine and Other[7]
		1-12 Months	13-35 Months	36-59 Months	60 Mos. and Over	Average Sentence in Months[3]	Split Sentences[4]	Indeterminate[5]	Y.C.A. or Y.O.[6]	Total	1-12 Months	13-24 Months	25-36 Months	37 Mos. and Over	Average Sentence in Months	
1970 ...	12,415	2,153	2,253	3,290	2,775	41.1	1,344	-	-	11,387	-	-	-	-	-	4,376
1971 ...	14,378	2,820	2,599	3,326	3,482	42.1	2,151	-	-	13,243	-	-	-	-	-	4,482
1972 ...	16,832	4,450	2,645	3,695	3,569	38.1	2,473	-	-	15,395	-	-	-	-	-	4,993
1974 ...	17,180	3,333	2,880	4,107	3,960	42.2	2,900	-	-	16,623	-	-	-	-	-	2,427
1975 ...	17,301	3,337	2,825	4,437	4,387	45.5	2,315	-	-	17,913	-	-	-	-	-	2,219
1976 ...	18,477	3,530	3,096	4,731	4,862	47.2	2,258	-	-	18,208	-	-	-	-	-	3,427
1977 ...	19,613	4,029	3,289	4,278	4,794	45.1	3,223	-	-	16,134	-	-	-	-	-	5,721
1978 ...	17,426	3,284	2,804	2,792	3,354	48.6	3,263	1,132	797	14,515	2,981	3,742	4,496	3,296	32.4	4,564
1979 ...	14,580	2,320	2,344	2,389	2,765	49.0	3,234	887	641	13,459	2,850	3,141	4,494	2,974	32.3	4,874
1980 ...	13,191	2,016	1,936	1,945	2,587	51.9	3,012	1,123	572	11,053	2,289	2,525	3,447	2,792	33.1	4,354

1 Includes sentences of more than six months which are to be followed by a term of probation (mixed sentences).
2 Prior to 1978, probation terms and average sentences are not shown separately.
3 Excludes split sentences, Indeterminate sentences, Youth Corrections Act/offender sentences, and life sentences beginning in 1978.
4 A split sentence is a sentence on a one count indictment of six months or less in a jail type institution followed by a term of probation, Title 18 U.S.C. Section 3651. Included in these figures are mixed sentences involving confinement for six months or less on one count, to be followed by a term of probation on one or more other counts.
5 Title 18 U.S.C. Sections 4205 B (1) and (2). Included in Total Imprisonment prior to 1978.
6 Title 18 U.S.C. Section 5010 (B)(C). Included in Total Imprisonment prior to 1978.
7 Includes deportation, suspended sentences, imprisonment for four days or less or for time already served, remitted and suspended fines.

Note: The District of Columbia is excluded from the data through 1973. The territorial courts of the Virgin Islands, Canal Zone, and Guam are excluded through 1976.

Table 5
U.S. District Courts
Convicted Defendants With Age, Sex, and Prior Record Reported*
During the Twelve Month Period Ended June 30, 1980

	Total Reported	No Prior Record	With Prior Record			
			Total	Juvenile	Probation	Prison
Total Defendants	16,873	7,381	9,492	250	4,470	4,772
Total Females	2,825	1,698	1,127	30	704	393
21 and Under	109	76	33	3	27	3
22 to 24	410	261	149	6	103	40
25 to 29	775	408	367	11	238	118
30 to 34	571	318	253	6	146	101
35 to 40	389	238	151	3	83	65
41 to 50	366	244	122	1	68	53
51 and Over	205	153	52	0	39	13
Total Males	14,048	5,683	8,365	220	3,766	4,379
21 and Under	560	299	261	35	165	61
22 to 24	1,290	512	778	54	405	319
25 to 29	2,794	971	1,823	47	836	940
30 to 34	2,764	914	1,850	46	791	1,013
35 to 40	2,293	831	1,462	18	608	836
41 to 50	2,389	1,086	1,303	13	565	725
51 and Over	1,958	1,070	888	7	396	485

* Includes only defendants for which all three demographics (age, sex, and prior record) were reported.

Part II
Historical Offense Tables

Table H-1
U.S. District Courts
Disposition of Defendants Charged with Violation of Immigration Laws
Showing Convicted and Not Convicted
During the Twelve Month Periods Ended June 30, 1961 through 1980

Year	Total defendants	Not Convicted				Convicted and Sentenced			
		Total	Dismissed*	Acquitted by		Total	Plea of guilty or nolo contendere	Convicted by	
				Court	Jury			Court	Jury
1961 ...	2,341	99	91	5	3	2,242	2,214	15	13
1962 ...	2,349	84	76	3	5	2,265	2,229	15	21
1963 ...	2,554	72	63	2	7	2,482	2,445	20	17
1964 ...	2,646	58	44	6	8	2,588	2,565	8	15
1965 ...	3,352	67	55	5	7	3,285	3,261	15	9
1966 ...	3,110	77	60	8	9	3,033	2,991	15	27
1967 ...	3,312	92	80	5	7	3,220	3,178	16	26
1968 ...	2,536	75	63	8	4	2,461	2,395	25	41
1969 ...	4,045	86	75	2	9	3,959	3,895	20	44
1970 ...	4,358	179	157	10	12	4,179	4,085	20	74
1971 ...	5,325	357	324	7	26	4,968	4,865	25	78
1972 ...	5,873	301	281	9	11	5,572	5,484	32	56
1973 ...	2,237	234	202	18	14	2,003	1,917	44	42
1974 ...	2,034	288	268	6	14	1,746	1,623	59	64
1975 ...	1,958	313	302	5	6	1,645	1,543	48	54
1976 ...	2,246	267	244	9	14	1,979	1,869	50	60
1977 ...	1,610	214	185	13	16	1,396	1,295	50	51
1978 ...	2,121	308	285	1	22	1,813	1,687	45	81
1979 ...	2,417	377	343	4	30	2,040	1,875	47	118
1980 ...	2,534	390	358	3	29	2,144	1,992	58	94

* Beginning in 1968, defendants who were committed pursuant to Title 28 U.S.C. Section 2902(b) of the Narcotic Addict Rehabilitation Act are included in the dismissed column through 1980.

Note: The District of Columbia is excluded from the data through 1973. The territorial courts of the Virgin Islands, Canal Zone, and Guam are excluded through 1976.

Table H-1a
U.S. District Courts
Disposition of Defendants Charged with Violation of Immigration Laws
Showing Type of Sentence
During the Twelve Month Periods Ended June 30, 1961 through 1980

Year	Total Imprisonment	Regular Sentences to Imprisonment[1]					Other Sentences To Imprisonment			Probation[2]						Fine and Other[7]
		1-12 Months	13-35 Months	36-59 Months	60 Mos. and Over	Average Sentence in Months[3]	Split Sentences[4]	Indeterminate[5]	Y.C.A. or Y.O.[6]	Total	1-12 Months	13-24 Months	25-36 Months	37 Mos. and Over	Average Sentence in Months	
1961 ...	1,366	893	472	-	1	9.9	*	-	-	437	-	-	-	-	-	439
1962 ...	1,302	878	419	1	4	10.1	*	-	-	450	-	-	-	-	-	513
1963 ...	1,181	850	321	4	6	10.0	-	-	-	304	-	-	-	-	-	997
1964 ...	1,113	811	276	13	2	9.5	11	-	-	159	-	-	-	-	-	1,316
1965 ...	1,546	1,197	334	6	2	8.2	7	-	-	151	-	-	-	-	-	1,588
1966 ...	1,564	1,270	228	12	-	6.2	54	-	-	226	-	-	-	-	-	1,243
1967 ...	1,607	1,333	235	11	2	6.9	26	-	-	155	-	-	-	-	-	1,458
1968 ...	919	755	127	8	1	7.2	28	-	-	199	-	-	-	-	-	1,343
1969 ...	1,448	1,215	152	25	9	7.0	47	-	-	294	-	-	-	-	-	2,217
1970 ...	1,435	1,232	151	14	11	6.7	27	-	-	330	-	-	-	-	-	2,414
1971 ...	1,475	852	179	38	26	8.2	380	-	-	987	-	-	-	-	-	2,506
1972 ...	2,385	1,965	195	43	18	6.4	164	-	-	552	-	-	-	-	-	2,635
1973 ...	1,245	634	205	46	50	11.0	310	-	-	419	-	-	-	-	-	339
1974 ...	1,143	386	231	65	63	13.3	398	-	-	476	-	-	-	-	-	127
1975 ...	992	420	183	45	29	10.7	315	-	-	500	-	-	-	-	-	153
1976 ...	1,166	531	164	32	28	9.0	411	-	-	738	-	-	-	-	-	75
1977 ...	857	302	210	52	37	14.0	256	-	-	506	-	-	-	-	-	33
1978 ...	1,076	320	231	103	41	20.5	311	55	15	704	77	174	188	265	38.8	33
1979 ...	981	291	176	90	39	21.7	329	47	9	1,021	82	213	430	296	37.9	38
1980 ...	1,051	317	159	50	23	16.9	419	65	18	1,051	79	182	345	445	41.4	42

1 Includes sentences of more than six months which are to be followed by a term of probation (mixed sentences).
2 Prior to 1978, probation terms and average sentences are not shown separately.
3 Excludes split sentences, Indeterminate sentences, Youth Corrections Act/offender sentences, and life sentences beginning in 1978.
4 A split sentence is a sentence on a one count indictment of six months or less in a jail type institution followed by a term of probation, Title 18 U.S.C. Section 3651. Included in these figures are mixed sentences involving confinement for six months or less on one count, to be followed by a term of probation on one or more other counts.
5 Title 18 U.S.C. Sections 4205 B (1) and (2). Included in Total Imprisonment prior to 1978.
6 Title 18 U.S.C. Section 5010 (B)(C). Included in Total Imprisonment prior to 1978.
7 Includes deportation, suspended sentences, imprisonment for four days or less or for time already served, remitted and suspended fines.

* Split sentences are included in prison terms "1 - 12 months."

Note: The District of Columbia is excluded from the data through 1973. The territorial courts of the Virgin Islands, Canal Zone, and Guam are excluded through 1976.

Table H-2
U.S. District Courts
Disposition of Defendants Charged with Income Tax Fraud
Showing Convicted and Not Convicted
During the Twelve Month Periods Ended June 30, 1961 through 1980

Year	Total defendants	Not Convicted				Convicted and Sentenced			
		Total	Dismissed*	Acquitted by		Total	Plea of guilty or nolo contendere	Convicted by	
				Court	Jury			Court	Jury
1961 ...	659	87	58	5	24	572	516	13	43
1962 ...	648	103	72	5	26	545	469	13	63
1963 ...	692	121	91	5	25	571	494	15	62
1964 ...	692	95	65	3	27	597	507	23	67
1965 ...	688	114	66	23	25	574	498	14	62
1966 ...	679	86	60	8	18	593	518	19	56
1967 ...	636	94	71	4	19	542	484	14	44
1968 ...	604	106	72	7	27	498	432	15	51
1969 ...	587	95	77	5	13	502	425	17	60
1970 ...	597	104	85	4	15	483	423	14	46
1971 ...	912	220	166	9	45	692	583	22	87
1972 ...	907	155	118	2	35	752	633	27	92
1973 ...	1,197	199	138	7	54	998	842	32	124
1974 ...	1,423	261	202	11	48	1,162	983	41	138
1975 ...	1,391	233	161	16	56	1,158	1,006	30	122
1976 ...	1,385	228	157	14	57	1,157	967	30	160
1977 ...	1,693	204	147	7	50	1,489	1,273	30	186
1978 ...	1,459	244	173	7	64	1,215	1,015	30	170
1979 ...	1,628	234	162	6	66	1,394	1,147	41	206
1980 ...	1,539	253	179	7	67	1,286	1,063	35	188

* Beginning in 1968, defendants who were committed pursuant to Title 28 U.S.C. Section 2902(b) of the Narcotic Addict Rehabilitation Act are included in the dismissed column through 1980.

Note: The District of Columbia is excluded from the data through 1973. The territorial courts of the Virgin Islands, Canal Zone, and Guam are excluded through 1976.

Table H-2a
U.S. District Courts
Disposition of Defendants Charged with Income Tax Fraud
Showing Type of Sentence
During the Twelve Month Periods Ended June 30, 1961 through 1980

Year	Total Imprisonment	Regular Sentences to Imprisonment[1]					Other Sentences To Imprisonment			Probation[2]						Fine and Other[7]
		1-12 Months	13-35 Months	36-59 Months	60 Mos. and Over	Average Sentence in Months[3]	Split Sentences[4]	Indeterminate[5]	Y.C.A. or Y.O.[6]	Total	1-12 Months	13-24 Months	25-36 Months	37 Mos. and Over	Average Sentence in Months	
1961 ...	205	137	50	11	7	11.4	*	-	-	266	-	-	-	-	-	101
1962 ...	214	150	48	10	6	45.5	*	-	-	248	-	-	-	-	-	83
1963 ...	236	179	44	6	7	30.8	-	-	-	246	-	-	-	-	-	89
1964 ...	237	173	45	13	6	10.1	-	-	-	269	-	-	-	-	-	91
1965 ...	207	100	28	8	6	10.3	65	-	-	289	-	-	-	-	-	78
1966 ...	243	109	35	15	1	10.0	83	-	-	261	-	-	-	-	-	89
1967 ...	219	112	29	9	5	9.6	64	-	-	248	-	-	-	-	-	75
1968 ...	157	74	12	11	3	9.8	57	-	-	254	-	-	-	-	-	87
1969 ...	186	66	19	7	3	9.0	91	-	-	244	-	-	-	-	-	72
1970 ...	132	61	7	7	3	8.2	54	-	-	268	-	-	-	-	-	83
1971 ...	243	111	20	14	5	9.5	93	-	-	370	-	-	-	-	-	79
1972 ...	275	113	27	21	7	10.4	107	-	-	399	-	-	-	-	-	78
1973 ...	391	129	54	25	24	14.0	159	-	-	512	-	-	-	-	-	95
1974 ...	387	108	44	31	19	12.8	185	-	-	669	-	-	-	-	-	106
1975 ...	367	134	32	34	13	12.7	154	-	-	677	-	-	-	-	-	114
1976 ...	340	124	44	22	20	15.4	130	-	-	745	-	-	-	-	-	72
1977 ...	539	155	40	36	17	10.1	291	-	-	856	-	-	-	-	-	94
1978 ...	483	133	36	26	11	18.0	269	8	-	655	137	204	206	108	30.6	77
1979 ...	506	145	38	23	15	18.6	279	6	-	787	171	212	281	123	30.8	101
1980 ...	502	134	27	25	12	17.8	291	13	-	717	136	211	239	131	31.8	67

1 Includes sentences of more than six months which are to be followed by a term of probation (mixed sentences).
2 Prior to 1978, probation terms and average sentences are not shown separately.
3 Excludes split sentences, Indeterminate sentences, Youth Corrections Act/offender sentences, and life sentences beginning in 1978.
4 A split sentence is a sentence on a one count indictment of six months or less in a jail type institution followed by a term of probation, Title 18 U.S.C. Section 3651. Included in these figures are mixed sentences involving confinement for six months or less on one count, to be followed by a term of probation on one or more other counts.
5 Title 18 U.S.C. Sections 4205 B (1) and (2). Included in Total Imprisonment prior to 1978.
6 Title 18 U.S.C. Section 5010 (B)(C). Included in Total Imprisonment prior to 1978.
7 Includes deportation, suspended sentences, imprisonment for four days or less or for time already served, remitted and suspended fines.

* Split sentences are included in prison terms "1 - 12 months."

Note: The District of Columbia is excluded from the data through 1973. The territorial courts of the Virgin Islands, Canal Zone, and Guam are excluded through 1976.

Table H-3
U.S. District Courts
Disposition of Defendants Charged with Liquor Law Violations
Showing Convicted and Not Convicted
During the Twelve Month Periods Ended June 30, 1961 through 1980

Year	Total defendants	Not Convicted				Convicted and Sentenced			
		Total	Dismissed*	Acquitted by		Total	Plea of guilty or nolo contendere	Convicted by	
				Court	Jury			Court	Jury
1961 ...	5,183	944	628	67	249	4,239	3,676	170	393
1962 ...	5,270	892	533	103	256	4,378	3,715	250	413
1963 ...	5,493	976	669	122	185	4,517	3,880	230	407
1964 ...	5,160	715	442	119	154	4,445	3,903	213	329
1965 ...	4,631	632	407	105	120	3,999	3,515	163	321
1966 ...	4,003	597	408	72	117	3,406	2,957	163	286
1967 ...	3,390	497	343	54	100	2,893	2,471	133	289
1968 ...	3,030	453	304	49	100	2,577	2,211	125	241
1969 ...	2,261	327	203	50	74	1,934	1,609	105	220
1970 ...	1,998	340	220	41	79	1,658	1,420	58	180
1971 ...	1,940	324	232	22	70	1,616	1,323	92	201
1972 ...	1,853	301	184	18	99	1,552	1,289	62	201
1973 ...	1,515	215	143	7	65	1,300	1,039	78	183
1974 ...	966	130	103	7	20	836	721	32	83
1975 ...	630	100	72	7	21	530	451	22	57
1976 ...	322	42	35	-	7	280	252	8	20
1977 ...	188	23	18	-	5	165	148	6	11
1978 ...	158	29	26	-	3	129	114	4	11
1979 ...	75	15	8	-	7	60	55	4	1
1980 ...	42	7	7	-	-	35	35	-	-

* Beginning in 1968, defendants who were committed pursuant to Title 28 U.S.C. Section 2902(b) of the Narcotic Addict Rehabilitation Act are included in the dismissed column through 1980.

Note: The District of Columbia is excluded from the data through 1973. The territorial courts of the Virgin Islands, Canal Zone, and Guam are excluded through 1976.

Table H-3a
U.S. District Courts
Disposition of Defendants Charged with Liquor Law Violations
Showing Type of Sentence,
During the Twelve Month Periods Ended June 30, 1961 through 1980

Year	Total Imprisonment	Regular Sentences to Imprisonment[1]					Other Sentences To Imprisonment			Probation[2]						Fine and Other[7]
		1-12 Months	13-35 Months	36-59 Months	60 Mos. and Over	Average Sentence in Months[3]	Split Sentences[4]	Indeterminate[5]	Y.C.A. or Y.O.[6]	Total	1-12 Months	13-24 Months	25-36 Months	37 Mos. and Over	Average Sentence in Months	
1961 ...	1,750	693	862	168	27	15.6	*	-	-	2,366	-	-	-	-	-	123
1962 ...	1,772	807	799	148	18	15.2	*	-	-	2,475	-	-	-	-	-	131
1963 ...	1,761	489	741	156	36	15.3	339	-	-	2,605	-	-	-	-	-	151
1964 ...	1,760	569	715	121	18	13.9	337	-	-	2,542	-	-	-	-	-	143
1965 ...	1,662	636	467	138	19	14.2	402	-	-	2,181	-	-	-	-	-	156
1966 ...	1,418	512	402	103	24	14.2	377	-	-	1,912	-	-	-	-	-	76
1967 ...	1,187	366	298	89	17	13.2	417	-	-	1,597	-	-	-	-	-	109
1968 ...	1,095	359	271	89	24	14.0	352	-	-	1,413	-	-	-	-	-	69
1969 ...	845	266	178	92	10	13.5	299	-	-	1,047	-	-	-	-	-	42
1970 ...	645	201	160	55	17	14.4	212	-	-	972	-	-	-	-	-	41
1971 ...	676	231	139	77	15	15.0	214	-	-	889	-	-	-	-	-	51
1972 ...	569	155	154	52	13	15.5	195	-	-	924	-	-	-	-	-	59
1973 ...	511	127	116	49	8	13.3	211	-	-	758	-	-	-	-	-	31
1974 ...	299	71	67	31	19	18.1	111	-	-	488	-	-	-	-	-	49
1975 ...	133	22	38	17	3	14.9	53	-	-	378	-	-	-	-	-	19
1976 ...	69	9	23	16	4	23.9	17	-	-	205	-	-	-	-	-	6
1977 ...	65	13	6	6	4	13.5	36	-	-	96	-	-	-	-	-	4
1978 ...	32	5	7	3	1	+	16	-	-	96	11	25	39	21	34.6	1
1979 ...	22	2	5	2	-	20.7	12	1	-	37	1	9	16	11	39.4	1
1980 ...	18	2	1	4	-	27.4	9	-	2	15	1	-	11	3	37.6	2

1 Includes sentences of more than six months which are to be followed by a term of probation (mixed sentences).
2 Prior to 1978, probation terms and average sentences are not shown separately.
3 Excludes split sentences, Indeterminate sentences, Youth Corrections Act/offender sentences, and life sentences beginning in 1978.
4 A split sentence is a sentence on a one count indictment of six months or less in a jail type institution followed by a term of probation, Title 18 U.S.C. Section 3651. Included in these figures are mixed sentences involving confinement for six months or less on one count, to be followed by a term of probation on one or more other counts.
5 Title 18 U.S.C. Sections 4205 B (1) and (2). Included in Total Imprisonment prior to 1978.
6 Title 18 U.S.C. Section 5010 (B)(C). Included in Total Imprisonment prior to 1978.
7 Includes deportation, suspended sentences, imprisonment for four days or less or for time already served, remitted and suspended fines.

* Split sentences are included in prison terms "1 - 12 months."
\+ Average not computed where number of defendants sentenced to prison was less than 25.

Note: The District of Columbia is excluded from the data through 1973. The territorial courts of the Virgin Islands, Canal Zone, and Guam are excluded through 1976.

Table H-4
U.S. District Courts
Disposition of Defendants Charged with Larceny and Theft
(excludes transportation of stolen property)
Showing Convicted and Not Convicted
During the Twelve Month Periods Ended June 30, 1961 through 1980

Year	Total defendants	Not Convicted				Convicted and Sentenced			
		Total	Dismissed*	Acquitted by		Total	Plea of guilty or nolo contendere	Convicted by	
				Court	Jury			Court	Jury
1961 ...	2,583	247	153	19	75	2,336	2,149	74	113
1962 ...	2,883	334	224	29	81	2,549	2,193	239	117
1963 ...	2,826	362	255	53	54	2,464	2,125	214	125
1964 ...	2,711	293	200	42	51	2,418	2,231	64	123
1965 ...	2,585	329	227	32	70	2,256	2,037	85	134
1966 ...	2,558	335	224	38	73	2,223	1,960	102	161
1967 ...	2,544	407	309	43	55	2,137	1,871	94	172
1968 ...	2,717	435	332	35	68	2,282	1,999	85	198
1969 ...	2,792	511	395	48	68	2,281	1,992	94	195
1970 ...	3,097	609	447	55	107	2,488	2,143	101	244
1971 ...	4,140	1,052	877	55	120	3,088	2,695	105	288
1972 ...	4,020	780	627	21	132	3,240	2,817	119	304
1973 ...	3,913	754	587	34	133	3,159	2,727	149	283
1974 ...	3,786	786	654	29	103	3,000	2,704	114	182
1975 ...	4,406	753	615	38	100	3,653	3,204	187	262
1976 ...	4,829	915	766	63	86	3,914	3,425	162	327
1977 ...	5,228	839	676	46	117	4,389	3,940	195	254
1978 ...	5,046	774	641	41	92	4,272	3,923	131	218
1979 ...	4,352	704	576	38	90	3,648	3,309	139	200
1980 ...	3,701	686	579	24	83	3,015	2,682	149	184

* Beginning in 1968, defendants who were committed pursuant to Title 28 U.S.C. Section 2902(b) of the Narcotic Rehabilitation Act are included in the dismissed column through 1980.

Note: The District of Columbia is excluded from the data through 1973. The territorial courts of the Virgin Islands, Canal Zone, and Guam are excluded through 1976.

Table H-4a
U.S. District Courts
Disposition of Defendants Charged with Larceny and Theft
(excludes transportation of stolen property)
Showing Types of Sentences
During the Twelve Month Periods Ended June 30, 1961 through 1980

Year	Total Imprisonment	Regular Sentences to Imprisonment[1]					Other Sentences To Imprisonment			Probation[2]						Fine and Other[7]
		1-12 Months	13-35 Months	36-59 Months	60 Mos. and Over	Average Sentence in Months[3]	Split Sentences[4]	Indeterminate[5]	Y.C.A. or Y.O.[6]	Total	1-12 Months	13-24 Months	25-36 Months	37 Mos. and Over	Average Sentence in Months	
1961 ...	1,156	484	361	224	87	19.9	*	-	-	1,075	-	-	-	-	-	105
1962 ...	1,172	410	374	310	78	24.3	*	-	-	1,287	-	-	-	-	-	90
1963 ...	1,103	273	338	312	75	25.3	105	-	-	1,282	-	-	-	-	-	79
1964 ...	1,089	306	349	248	90	24.3	96	-	-	1,267	-	-	-	-	-	62
1965 ...	1,032	342	233	264	89	25.3	104	-	-	1,161	-	-	-	-	-	63
1966 ...	996	302	220	228	73	23.1	173	-	-	1,176	-	-	-	-	-	51
1967 ...	1,005	263	252	260	131	29.8	99	-	-	1,063	-	-	-	-	-	69
1968 ...	1,058	244	212	268	173	30.3	161	-	-	1,174	-	-	-	-	-	50
1969 ...	996	181	214	281	167	33.3	153	-	-	1,241	-	-	-	-	-	44
1970 ...	1,006	189	190	304	171	32.8	152	-	-	1,432	-	-	-	-	-	49
1971 ...	1,325	238	267	327	268	33.4	225	-	-	1,690	-	-	-	-	-	73
1972 ...	1,366	277	247	364	254	33.0	224	-	-	1,783	-	-	-	-	-	91
1973 ...	1,319	224	230	391	210	31.2	263	-	-	1,751	-	-	-	-	-	89
1974 ...	1,102	222	201	304	137	28.3	238	-	-	1,829	-	-	-	-	-	53
1975 ...	1,400	213	248	458	236	33.9	245	-	-	2,178	-	-	-	-	-	75
1976 ...	1,461	231	313	458	210	31.2	249	-	-	2,301	-	-	-	-	-	152
1977 ...	1,678	272	342	482	203	29.8	379	-	-	2,195	-	-	-	-	-	516
1978 ...	1,683	276	343	314	152	32.1	366	102	130	2,170	560	567	672	371	29.8	419
1979 ...	1,334	224	215	234	146	34.0	374	55	86	2,031	625	477	571	358	28.9	283
1980 ...	1,145	182	192	175	127	35.5	295	105	69	1,541	431	393	430	287	29.7	329

1 Includes sentences of more than six months which are to be followed by a term of probation (mixed sentences).
2 Prior to 1978, probation terms and average sentences are not shown separately.
3 Excludes split sentences, Indeterminate sentences, Youth Corrections Act/offender sentences, and life sentences beginning in 1978.
4 A split sentence is a sentence on a one count indictment of six months or less in a jail type institution followed by a term of probation, Title 18 U.S.C. Section 3651. Included in these figures are mixed sentences involving confinement for six months or less on one count, to be followed by a term of probation on one or more other counts.
5 Title 18 U.S.C. Sections 4205 B (1) and (2). Included in Total Imprisonment prior to 1978.
6 Title 18 U.S.C. Section 5010 (B)(C). Included in Total Imprisonment prior to 1978.
7 Includes deportation, suspended sentences, imprisonment for four days or less or for time already served, remitted and suspended fines.

* Split sentences are included in prison terms "1 - 12 months."

Note: The District of Columbia is excluded from the data through 1973. The territorial courts of the Virgin Islands, Canal Zone, and Guam are excluded through 1976.

Table H-5
U.S. District Courts
Disposition of Defendants Charged with Forgery
Showing Convicted and Not Convicted
During the Twelve Month Periods Ended June 30, 1961 through 1980

Year	Total defendants	Not Convicted				Convicted and Sentenced			
		Total	Dismissed*	Acquitted by		Total	Plea of guilty or nolo contendere	Convicted by	
				Court	Jury			Court	Jury
1961 ...	2,793	162	126	10	26	2,631	2,535	31	65
1962 ...	3,160	220	181	19	20	2,940	2,742	118	80
1963 ...	3,096	271	203	38	30	2,825	2,601	124	100
1964 ...	2,702	185	136	19	30	2,517	2,362	55	100
1965 ...	2,339	222	185	20	17	2,117	1,976	59	82
1966 ...	2,157	199	167	12	20	1,958	1,816	54	88
1967 ...	1,855	213	164	18	31	1,642	1,487	55	100
1968 ...	2,024	237	185	23	29	1,787	1,602	58	127
1969 ...	1,672	231	178	22	31	1,441	1,286	37	118
1970 ...	2,039	298	241	19	38	1,741	1,536	63	142
1971 ...	2,499	457	381	25	51	2,042	1,835	76	131
1972 ...	2,748	483	401	18	64	2,265	2,022	76	167
1973 ...	2,629	401	347	15	39	2,228	2,018	80	130
1974 ...	2,982	420	371	8	41	2,562	2,391	52	119
1975 ...	3,177	464	397	14	53	2,713	2,502	52	159
1976 ...	3,105	477	429	9	39	2,628	2,413	39	176
1977 ...	3,013	322	281	3	38	2,691	2,502	25	164
1978 ...	2,695	407	361	2	44	2,288	2,092	34	162
1979 ...	2,239	325	287	1	37	1,914	1,728	30	156
1980 ...	1,363	227	206	2	19	1,136	1,036	18	82

* Beginning in 1968, defendants who were committed pursuant to Title 28 U.S.C. Section 2902(b) of the Narcotic Rehabilitation Act are included in the dismissed column through 1980.

Note: The District of Columbia is excluded from the data through 1973. The territorial courts of the Virgin Islands, Canal Zone, and Guam are excluded through 1976. Statistics exclude counterfeiting and transportation of forged securities.

Table H-5a
U.S. District Courts
Disposition of Defendants Charged with Forgery
Showing Type of Sentence
During the Twelve Month Periods Ended June 30, 1961 through 1980

Year	Total Imprisonment	Regular Sentences to Imprisonment[1]					Other Sentences To Imprisonment			Probation[2]						Fine and Other[7]
		1-12 Months	13-35 Months	36-59 Months	60 Mos. and Over	Average Sentence in Months[3]	Split Sentences[4]	Indeterminate[5]	Y.C.A. or Y.O.[6]	Total	1-12 Months	13-24 Months	25-36 Months	37 Mos. and Over	Average Sentence in Months	
1961 ...	1,513	426	590	330	167	25.9	*	-	-	1,095	-	-	-	-	-	23
1962 ...	1,591	410	640	377	164	27.3	*	-	-	1,324	-	-	-	-	-	25
1963 ...	1,425	276	584	305	150	26.8	110	-	-	1,365	-	-	-	-	-	35
1964 ...	1,255	285	510	256	106	24.4	98	-	-	1,236	-	-	-	-	-	26
1965 ...	1,047	273	303	261	105	27.1	105	-	-	1,042	-	-	-	-	-	28
1966 ...	979	241	291	234	107	27.3	106	-	-	963	-	-	-	-	-	16
1967 ...	809	179	239	217	96	28.3	78	-	-	823	-	-	-	-	-	10
1968 ...	896	157	232	273	150	35.4	84	-	-	887	-	-	-	-	-	4
1969 ...	762	99	198	249	144	36.2	72	-	-	670	-	-	-	-	-	9
1970 ...	837	113	218	256	128	32.5	122	-	-	895	-	-	-	-	-	9
1971 ...	964	134	242	294	145	32.7	149	-	-	1,071	-	-	-	-	-	7
1972 ...	982	164	220	298	152	32.4	148	-	-	1,267	-	-	-	-	-	16
1973 ...	1,023	160	233	312	153	31.5	165	-	-	1,191	-	-	-	-	-	14
1974 ...	1,010	129	248	323	120	29.9	190	-	-	1,539	-	-	-	-	-	13
1975 ...	1,050	151	[illegible]	375	135	31.6	158	-	-	1,646	-	-	-	-	-	17
1976 ...	1,174	148	[illegible]	422	197	34.6	130	-	-	1,448	-	-	-	-	-	6
1977 ...	1,293	160	297	416	187	31.2	233	-	-	1,377	-	-	-	-	-	21
1978 ...	1,089	141	197	223	121	34.7	264	75	68	1,182	81	342	484	275	35.7	17
1979 ...	2,239	103	185	169	95	36.3	228	59	32	1,020	52	264	443	261	36.8	23
1980 ...	522	83	114	94	56	36.6	122	31	22	602	40	141	257	164	37.0	12

1 Includes sentences of more than six months which are to be followed by a term of probation (mixed sentences).
2 Prior to 1978, probation terms and average sentences are not shown separately.
3 Excludes split sentences, Indeterminate sentences, Youth Corrections Act/offender sentences, and life sentences beginning in 1978.
4 A split sentence is a sentence on a one count indictment of six months or less in a jail type institution followed by a term of probation, Title 18 U.S.C. Section 3651. Included in these figures are mixed sentences involving confinement for six months or less on one count, to be followed by a term of probation on one or more other counts.
5 Title 18 U.S.C. Sections 4205 B (1) and (2). Included in Total Imprisonment prior to 1978.
6 Title 18 U.S.C. Section 5010 (B)(C). Included in Total Imprisonment prior to 1978.
7 Includes deportation, suspended sentences, imprisonment for four days or less or for time already served, remitted and suspended fines.

* Split sentences are included in prison terms "1 - 12 months."

Note: The District of Columbia is excluded from the data through 1973. The territorial courts of the Virgin Islands, Canal Zone, and Guam are excluded through 1976. Statistics excludes counterfeiting and transportation of forged securities for all years.

Table H-6
U.S. District Courts
Disposition of Defendants Charged with Assault and Homicide
Showing Convicted and Not Convicted
During the Twelve Month Periods Ended June 30, 1961 through 1980

Year	Total defendants	Not Convicted				Convicted and Sentenced			
		Total	Dismissed*	Acquitted by		Total	Plea of guilty or nolo contendere	Convicted by	
				Court	Jury			Court	Jury
1961 ...	211	51	30	4	17	160	113	20	27
1962 ...	168	41	25	1	15	127	100	4	23
1963 ...	237	55	29	11	15	182	113	35	34
1964 ...	295	62	32	10	20	233	168	20	45
1965 ...	283	71	39	12	20	212	166	18	28
1966 ...	320	66	43	5	18	254	173	27	54
1967 ...	334	85	59	6	20	249	173	24	52
1968 ...	376	108	58	12	38	268	190	23	55
1969 ...	469	115	70	14	31	354	227	39	88
1970 ...	549	159	90	10	59	390	263	36	91
1971 ...	603	239	170	18	51	364	242	31	91
1972 ...	661	222	133	20	69	439	308	32	99
1973 ...	728	212	155	12	45	516	367	33	116
1974 ...	827	248	168	29	51	579	417	44	118
1975 ...	874	269	215	4	50	605	450	43	112
1976 ...	1,075	343	270	15	58	732	546	41	145
1977 ...	921	256	180	6	70	665	474	38	153
1978 ...	844	227	169	7	51	617	463	29	125
1979 ...	768	230	184	6	40	538	392	41	105
1980 ...	767	241	190	4	47	526	363	45	118

* Beginning in 1968, defendants who were committed pursuant to Title 28 U.S.C. Section 2902(b) of the Narcotic Addict Rehabilitation Act are included in the dismissed column through 1980.

Note: The District of Columbia is excluded from the data through 1973. The territorial courts of the Virgin Islands, Canal Zone, and Guam are excluded through 1976.

Table H-6a
U.S. District Courts
Disposition of Defendants Charged with Assault and Homicide
Showing Types of Sentence
During the Twelve Month Periods Ended June 30, 1961 through 1980

Year	Total Imprisonment	Regular Sentences to Imprisonment[1]					Other Sentences To Imprisonment			Probation[2]						Fine and Other[7]
		1-12 Months	13-35 Months	36-59 Months	60 Mos. and Over	Average Sentence in Months[3]	Split Sentences[4]	Indeterminate[5]	Y.C.A. or Y.O.[6]	Total	1-12 Months	13-24 Months	25-36 Months	37 Mos. and Over	Average Sentence in Months	
1961 ...	107	36	24	26	21	60.9	*	-	-	41	-	-	-	-	-	12
1962 ...	85	22	21	21	21	40.9	*	-	-	31	-	-	-	-	-	11
1963 ...	100	22	18	21	34	68.2	5	-	-	70	-	-	-	-	-	12
1964 ...	122	39	35	19	21	48.7	8	-	-	99	-	-	-	-	-	12
1965 ...	135	27	19	34	43	62.9	12	-	-	69	-	-	-	-	-	8
1966 ...	152	44	30	42	28	42.6	8	-	-	96	-	-	-	-	-	6
1967 ...	146	35	21	44	29	59.5	17	-	-	92	-	-	-	-	-	11
1968 ...	159	29	28	48	46	76.5	8	-	-	97	-	-	-	-	-	12
1969 ...	209	50	26	48	75	77.7	10	-	-	119	-	-	-	-	-	26
1970 ...	229	43	47	67	46	54.6	26	-	-	144	-	-	-	-	-	17
1971 ...	216	47	35	53	52	54.6	29	-	-	120	-	-	-	-	-	28
1972 ...	256	59	34	72	76	57.2	15	-	-	142	-	-	-	-	-	41
1973 ...	282	59	37	69	81	62.0	36	-	-	202	-	-	-	-	-	32
1974 ...	337	72	53	68	107	75.2	37	-	-	216	-	-	-	-	-	26
1975 ...	297	60	36	82	94	70.1	16	-	-	276	-	-	-	-	-	32
1976 ...	372	98	54	87	116	60.6	17	-	-	321	-	-	-	-	-	39
1977 ...	387	84	47	81	120	75.8	55	-	-	245	-	-	-	-	-	33
1978 ...	353	65	33	50	99	69.1	51	24	31	230	66	53	73	38	27.9	34
1979 ...	314	52	42	60	69	74.3	55	17	19	169	44	50	51	24	27.9	55
1980 ...	302	56	49	37	67	66.4	56	26	21	174	51	40	56	27	28.7	50

1 Includes sentences of more than six months which are to be followed by a term of probation (mixed sentences).
2 Prior to 1978, probation terms and average sentences are not shown separately.
3 Excludes split sentences, Indeterminate sentences, Youth Corrections Act/offender sentences, and life sentences beginning in 1978.
4 A split sentence is a sentence on a one count indictment of six months or less in a jail type institution followed by a term of probation, Title 18 U.S.C. Section 3651. Included in these figures are mixed sentences involving confinement for six months or less on one count, to be followed by a term of probation on one or more other counts.
5 Title 18 U.S.C. Sections 4205 B (1) and (2). Included in Total Imprisonment prior to 1978.
6 Title 18 U.S.C. Section 5010 (B)(C). Included in Total Imprisonment prior to 1978.
7 Includes deportation, suspended sentences, imprisonment for four days or less or for time already served, remitted and suspended fines.

* Split sentences are included in prison terms "1 - 12 months."

Note: The District of Columbia is excluded from the data through 1973. The territorial courts of the Virgin Islands, Canal Zone, and Guam are excluded through 1976.

Table H-7
U.S. District Courts
Disposition of Defendants Charged with Homicide
Showing Convicted and Not Convicted
During the Twelve Month Periods Ended June 30, 1961 through 1980

Year	Total defendants	Not Convicted				Convicted and Sentenced			
		Total	Dismissed*	Acquitted by		Total	Plea of guilty or nolo contendere	Convicted by	
				Court	Jury			Court	Jury
1961 ...	51	22	9	1	12	29	21	1	7
1962 ...	32	7	6	-	1	25	19	-	6
1963 ...	44	14	7	3	4	30	21	4	5
1964 ...	43	11	5	1	5	32	22	2	8
1965 ...	53	14	10	1	3	39	29	4	6
1966 ...	54	23	15	2	6	31	16	3	12
1967 ...	53	17	11	1	5	36	22	-	14
1968 ...	65	29	13	2	14	36	25	2	9
1969 ...	57	19	14	3	2	38	30	-	8
1970 ...	67	21	9	-	12	46	33	3	10
1971 ...	93	41	26	5	10	52	36	3	13
1972 ...	85	26	12	4	10	59	40	2	17
1973 ...	104	24	17	1	6	80	60	1	19
1974 ...	138	32	18	5	9	106	74	7	25
1975 ...	138	45	36	-	9	93	62	3	28
1976 ...	161	53	38	2	13	108	68	3	37
1977 ...	153	36	20	1	15	117	69	4	44
1978 ...	159	41	23	-	18	118	69	8	41
1979 ...	150	31	22	1	8	119	82	4	33
1980 ...	170	62	47	-	15	108	62	6	40

* Beginning in 1968, defendants who were committed pursuant to Title 28 U.S.C. Section 2902(b) of the Narcotic Addict Rehabilitation Act are included in the dismissed column through 1980.

Note: The District of Columbia is excluded from the data through 1973. The territorial courts of the Virgin Islands, Canal Zone, and Guam are excluded through 1976.

Table H-7a
U.S. District Courts
Disposition of Defendants Charged with Homicide
Showing Type of Sentence
During the Twelve Month Periods Ended June 30, 1961 through 1980

Year	Total Imprisonment	Regular Sentences to Imprisonment[1]					Other Sentences To Imprisonment			Probation[2]						Fine and Other[7]
		1-12 Months	13-35 Months	36-59 Months	60 Mos. and Over	Average Sentence in Months[3]	Split Sentences[4]	Indeterminate[5]	Y.C.A. or Y.O.[6]	Total	1-12 Months	13-24 Months	25-36 Months	37 Mos. and Over	Average Sentence in Months	
1961 ...	24	3	6	5	10	+	*	-	-	5	-	-	-	-	-	-
1962 ...	22	3	4	4	11	+	*	-	-	3	-	-	-	-	-	-
1963 ...	20	2	3	3	12	+	-	-	-	10	-	-	-	-	-	-
1964 ...	20	2	3	3	12	+	-	-	-	9	-	-	-	-	-	3
1965 ...	29	3	2	6	16	130.3	2	-	-	10	-	-	-	-	-	-
1966 ...	28	2	6	4	16	96.9	-	-	-	3	-	-	-	-	-	-
1967 ...	29	-	2	6	15	182.8	6	-	-	7	-	-	-	-	-	-
1968 ...	32	1	3	5	23	210.8	-	-	-	4	-	-	-	-	-	-
1969 ...	30	1	1	4	22	272.2	2	-	-	8	-	-	-	-	-	-
1970 ...	37	-	4	13	18	164.9	2	-	-	9	-	-	-	-	-	-
1971 ...	40	1	5	6	25	145.7	3	-	-	12	-	-	-	-	-	-
1972 ...	49	-	5	15	29	121.6	-	-	-	10	-	-	-	-	-	-
1973 ...	59	1	4	12	39	164.0	3	-	-	20	-	-	-	-	-	-
1974 ...	89	1	15	18	52	179.8	3	-	-	17	-	-	-	-	-	1
1975 ...	66	-	3	13	48	160.6	2	-	-	27	-	-	-	-	-	-
1976 ...	84	4	6	16	57	125.1	1	-	-	24	-	-	-	-	-	-
1977 ...	99	4	8	24	57	191.4	6	-	-	18	-	-	-	-	-	-
1978 ...	87	4	5	9	46	132.9	6	8	9	18	-	2	10	6	-	13
1979 ...	85	3	5	15	42	167.1	7	6	7	15	2	1	9	3	35.6	19
1980 ...	69	2	9	8	32	148.5	4	11	3	15	1	1	6	7	43.2	24

1 Includes sentences of more than six months which are to be followed by a term of probation (mixed sentences).
2 Prior to 1978, probation terms and average sentences are not shown separately.
3 Excludes split sentences, Indeterminate sentences, Youth Corrections Act/offender sentences, and life sentences beginning in 1978.
4 A split sentence is a sentence on a one count indictment of six months or less in a jail type institution followed by a term of probation, Title 18 U.S.C. Section 3651. Included in these figures are mixed sentences involving confinement for six months or less on one count, to be followed by a term of probation on one or more other counts.
5 Title 18 U.S.C. Sections 4205 B (1) and (2). Included in Total Imprisonment prior to 1978.
6 Title 18 U.S.C. Section 5010 (B)(C). Included in Total Imprisonment prior to 1978.
7 Includes deportation, suspended sentences, imprisonment for four days or less or for time already served, remitted and suspended fines.

* Split sentences are included in prison terms "1 - 12 months."
\+ Average not computed where number of defendants sentenced to prison was less than 25.

Note: The District of Columbia is excluded from the data through 1973. The territorial courts of the Virgin Islands, Canal Zone, and Guam are excluded through 1978.

Table H-8
U.S. District Courts
Disposition of Defendants Charged with Marihuana Violations
Showing Convicted and Not Convicted
During the Twelve Month Periods Ended June 30, 1960 through 1980

Year	Total defendants	Not Convicted				Convicted and Sentenced			
		Total	Dismissed*	Acquitted by		Total	Plea of guilty or nolo contendere	Convicted by	
				Court	Jury			Court	Jury
1960 ...	566	108	75	10	23	458	342	30	86
1961 ...	453	96	70	7	19	357	273	15	69
1962 ...	462	83	62	6	15	379	279	38	62
1963 ...	490	66	51	8	7	424	340	19	65
1964 ...	415	62	47	9	6	353	279	23	51
1965 ...	523	53	37	8	8	470	386	12	72
1966 ...	746	96	75	11	10	650	557	13	80
1967 ...	961	189	158	17	14	772	666	31	75
1968 ...	1,433	297	236	27	34	1,136	942	53	141
1969 ...	2,189	517	438	32	47	1,672	1,463	58	151
1970 ...	2,082	551	491	29	31	1,531	1,359	35	137
1971 ...	3,323	1,322	1,258	18	46	2,001	1,822	43	136
1972 ...	3,410	750	666	24	60	2,660	2,370	91	199
1973 ...	4,340	841	747	34	60	3,499	3,014	196	289
1974 ...	4,084	987	897	25	65	3,097	2,607	212	278
1975 ...	3,852	1,008	925	19	64	2,844	2,345	216	283
1976 ...	3,283	843	743	28	72	2,440	1,904	228	308
1977 ...	2,767	628	544	18	66	2,139	1,705	151	283
1978 ...	1,902	562	504	7	51	1,340	1,061	97	182
1979 ...	1,934	540	453	20	67	1,394	1,000	81	313
1980 ...	1,690	569	483	26	60	1,121	772	90	259

* Beginning in 1968, defendants who were committed pursuant to Title 28 U.S.C. Section 2902(b) of the Narcotic Rehabilitation Act are included in the dismissed column through 1980.

Note: The District of Columbia is excluded from the data through 1973. The territorial courts of the Virgin Islands, Canal Zone, and Guam are excluded through 1976.

Table H-8a
U.S. District Courts
Disposition of Defendants Charged with Marihuana Violations
Showing Type of Sentence
During the Twelve Month Periods Ended June 30, 1960 through 1980

Year	Total Imprisonment	Regular Sentences to Imprisonment[1]					Other Sentences To Imprisonment			Probation[2]						Fine and Other[7]
		1-12 Months	13-35 Months	36-59 Months	60 Mos. and Over	Average Sentence in Months[3]	Split Sentences[4]	Indeterminate[5]	Y.C.A. or Y.O.[6]	Total	1-12 Months	13-24 Months	25-36 Months	37 Mos. and Over	Average Sentence in Months	
1960 ...	325	8	40	53	224	64.5	*	-	-	133	-	-	-	-	-	-
1961 ...	252	6	24	38	184	70.8	*	-	-	104	-	-	-	-	-	1
1962 ...	269	7	44	38	180	64.9	*	-	-	106	-	-	-	-	-	4
1963 ...	258	17	40	50	151	61.3	*	-	-	159	-	-	-	-	-	7
1964 ...	205	1	23	45	130	57.9	6	-	-	139	-	-	-	-	-	9
1965 ...	274	9	32	57	166	58.2	10	-	-	192	-	-	-	-	-	4
1966 ...	335	13	35	91	164	53.7	32	-	-	311	-	-	-	-	-	4
1967 ...	370	2	42	112	165	51.0	49	-	-	392	-	-	-	-	-	10
1968 ...	564	11	59	175	262	51.2	57	-	-	560	-	-	-	-	-	12
1969 ...	750	20	82	232	308	52.6	58	-	-	911	-	-	-	-	-	11
1970 ...	571	31	96	180	214	46.7	50	-	-	946	-	-	-	-	-	14
1971 ...	947	25	179	301	258	39.9	184	-	-	1,001	-	-	-	-	-	53
1972 ...	1,331	236	190	382	236	31.2	287	-	-	1,227	-	-	-	-	-	102
1973 ...	1,998	461	353	528	315	28.7	341	-	-	1,399	-	-	-	-	-	102
1974 ...	1,756	527	324	406	243	27.7	256	-	-	1,285	-	-	-	-	-	56
1975 ...	1,536	572	247	382	200	27.6	135	-	-	1,278	-	-	-	-	-	30
1976 ...	1,326	397	270	371	189	30.2	99	-	-	1,064	-	-	-	-	-	50
1977 ...	1,286	466	289	313	197	32.4	21	-	-	799	-	-	-	-	-	54
1978 ...	854	241	158	245	139	33.8	39	21	11	443	106	43	132	162	36.8	43
1979 ...	897	104	206	224	161	39.1	138	23	41	466	111	63	145	147	35.5	31
1980 ...	754	83	125	201	146	47.2	129	44	26	341	67	60	79	135	37.9	26

1 Includes sentences of more than six months which are to be followed by a term of probation (mixed sentences).
2 Prior to 1978, probation terms and average sentences are not shown separately.
3 Excludes split sentences, Indeterminate sentences, Youth Corrections Act/offender sentences, and life sentences beginning in 1978.
4 A split sentence is a sentence on a one count indictment of six months or less in a jail type institution followed by a term of probation, Title 18 U.S.C. Section 3651. Included in these figures are mixed sentences involving confinement for six months or less on one count, to be followed by a term of probation on one or more other counts.
5 Title 18 U.S.C. Sections 4205 B (1) and (2). Included in Total Imprisonment prior to 1978.
6 Title 18 U.S.C. Section 5010 (B)(C). Included in Total Imprisonment prior to 1978.
7 Includes deportation, suspended sentences, imprisonment for four days or less or for time already served, remitted and suspended fines.

* Split sentences are included in prison terms "1 - 12 months."

Note: The District of Columbia is excluded from the data through 1973. The territorial courts of the Virgin Islands, Canal Zone, and Guam are excluded through 1976.

Table H-9
U.S. District Courts
Disposition of Defendants Charged with Violation
Of the Selective Service Act
Showing Convicted and Not Convicted
During the Twelve Month Periods Ended June 30, 1945 through 1980

Year	Total defendants	Not Convicted				Convicted and Sentenced			
		Total	Dismissed*	Acquitted by		Total	Plea of guilty or nolo contendere	Convicted by	
				Court	Jury			Court	Jury
1945 ...	4,287	1,449	1,399	25	25	2,838	1,823	319	696
1946 ...	2,651	999	953	26	20	1,652	1,130	222	300
1947 ...	2,074	937	908	18	11	1,137	898	178	61
1948 ...	833	529	511	7	11	304	264	11	29
1949 ...	506	214	202	3	9	292	263	20	9
1950 ...	449	274	272	1	1	175	156	6	13
1951 ...	368	212	202	6	4	156	105	24	27
1952 ...	561	248	222	16	10	313	160	97	56
1953 ...	630	285	236	39	10	345	185	129	31
1954 ...	822	398	278	116	4	424	194	185	45
1955 ...	719	430	367	57	6	289	157	106	26
1956 ...	371	185	167	16	2	186	109	67	10
1957 ...	357	95	75	17	3	262	183	70	9
1958 ...	325	96	66	26	4	229	154	66	9
1959 ...	258	56	44	11	1	202	159	39	4
1960 ...	239	73	65	7	1	166	131	31	4
1961 ...	244	45	37	8	-	199	160	33	6
1962 ...	274	49	46	2	1	225	182	31	12
1963 ...	338	73	66	7	-	265	212	46	7
1964 ...	276	70	63	6	1	206	161	32	13
1965 ...	341	99	88	8	3	242	197	28	17
1966 ...	516	145	132	11	2	371	265	74	32
1967 ...	996	248	224	22	2	748	538	141	69
1968 ...	1,192	408	353	49	6	784	520	196	68
1969 ...	1,744	844	747	88	9	900	511	252	137
1970 ...	2,833	1,806	1,570	222	14	1,027	570	321	136
1971 ...	2,973	1,937	1,701	217	19	1,036	590	350	96
1972 ...	4,906	3,264	2,937	294	33	1,642	934	578	130
1973 ...	3,495	2,518	2,338	137	43	977	631	253	93
1974 ...	2,094	1,295	1,196	73	26	799	643	114	42
1975 ...	1,376	1,147	1,133	10	4	229	171	38	20
1976 ...	696	573	562	4	7	123	105	13	5
1977 ...	2,175	2,146	2,142	2	2	29	22	5	2
1978 ...	37	37	37	-	-	-	-	-	-
1979 ...	15	13	13	-	-	2	2	-	-
1980 ...	3	3	3	-	-	-	-	-	-

* Beginning in 1968, defendants who were committed pursuant to Title 28 U.S.C. Section 2902(b) of the Narcotic Addict Rehabilitation Act are included in the dismissed column through 1980.

Note: The District of Columbia is excluded from the data through 1973. The territorial courts of the Virgin Islands, Canal Zone, and Guam are excluded through 1976.

Table H-9a
U.S. District Courts
Disposition of Defendants Charged with Violation
Of The Selective Service Act
Showing Type of Sentence
During the Twelve Month Periods Ended June 30, 1945 through 1980

Year	Total Imprisonment	Regular Sentences to Imprisonment[1]					Other Sentences To Imprisonment			Probation[2]						Fine and Other[7]
		1-12 Months	13-35 Months	36-59 Months	60 Mos. and Over	Average Sentence in Months[3]	Split Sentences[4]	Indeterminate[5]	Y.C.A. or Y.O.[6]	Total	1-12 Months	13-24 Months	25-36 Months	37 Mos. and Over	Average Sentence in Months	
1945 ...	2,368	438	775	744	411	31.9	-	-	-	453	-	-	-	-	-	17
1946 ...	1,339	547	501	244	47	20.6	-	-	-	301	-	-	-	-	-	12
1947 ...	775	394	317	61	3	14.3	-	-	-	245	-	-	-	-	-	117
1948 ...	*212	133	69	9	1	14.1	-	-	-	84	-	-	-	-	-	8
1949 ...	213	134	62	17	-	14.6	-	-	-	73	-	-	-	-	-	6
1950 ...	109	78	24	6	1	13.4	-	-	-	65	-	-	-	-	-	1
1951 ...	123	35	37	29	22	29.6	-	-	-	32	-	-	-	-	-	1
1952 ...	272	58	77	97	40	30.5	-	-		39	-	-	-	-	-	2
1953 ...	280	61	101	84	34	29.3	-	-	-	64	-	-	-	-	-	1
1954 ...	356	78	137	126	15	26.4	-	-	-	64	-	-	-	-	-	4
1955 ...	217	54	105	47	11	24.8	-	-	-	70	-	-	-	-	-	2
1956 ...	123	35	50	35	3	24.0	-	-	-	61	-	-	-	-	-	2
1957 ...	194	60	95	41	8	23.7	-	-	-	68	-	-	-	-	-	-
1958 ...	190	66	81	42	1	21.6	-	-	-	36	-	-	-	-	-	3
1959 ...	152	46	63	39	4	23.2	-	-	-	49	-	-	-	-	-	1
1960 ...	126	47	48	28	3	21.5	-	-	-	37	-	-	-	-	-	3
1961 ...	141	45	59	35	2	22.6	-	-	-	57	-	-	-	-	-	1
1961 ...	164	58	75	28	3	21.6	-	-	-	60	-	-	-	-	-	1
1963 ...	189	79	65	36	9	21.5	-	-	-	74	-	-	-	-	-	2
1964 ...	146	46	77	22	1	20.8	-	-	-	59	-	-	-	-	-	1
1965 ...	189	64	90	30	5	21.0	-	-	-	52	-	-	-	-	-	1
1966 ...	301	61	128	95	17	26.4	-	-	-	64	-	-	-	-	-	6
1967 ...	666	47	270	291	58	32.1	-	-	-	78	-	-	-	-	-	4
1968 ...	580	44	131	301	104	37.3	-	-	-	202	-	-	-	-	-	2
1969 ...	544	40	155	261	88	36.3	-	-	-	350	-	-	-	-	-	6
1970 ...	450	53	144	208	45	33.3	-	-	-	572	-	-	-	-	-	5
1971 ...	377	79	140	129	29	29.1	-	-	-	650	-	-	-	-	-	9
1972 ...	458	199	120	123	16	22.0	-	-	-	1,178	-	-	-	-	-	6
1973 ...	260	146	66	41	7	17.5	-	-	-	707	-	-	-	-	-	10
1974 ...	155	107	21	27	-	14.5	-	-	-	637	-	-	-	-	-	7
1975 ...	20	14	4	2	-	+	-	-	-	203	-	-	-	-	-	6
1976 ...	12	5	2	4	1	+	-	-	-	108	-	-	-	-	-	3
1977 ...	4	2	1	1	-	+	-	-	-	22	-	-	-	-	-	3
1978 ...	-	-	-	-	-	+	-	-	-	-	-	-	-	-	-	-
1979 ...	-	-	-	-	-	+	-	-	-	1	-	1	-	-	24.0	-
1980 ...	-	-	-	-	-	-	-	-	-	-	-	-	-	-	-	-

1 Includes sentences of more than six months which are to be followed by a term of probation (mixed sentences).
2 Prior to 1978, probation terms and average sentences are not shown separately.
3 Excludes split sentences, indeterminate sentences, Youth Corrections Act/offender sentences, and life sentences beginning in 1978.
4 A split sentence is a sentence on a one count indictment of six months or less in a jail type institution followed by a term of probation, Title 18 U.S.C. Section 3651. Included in these figures are mixed sentences involving confinement for six months or less on one count, to be followed by a term of probation on one or more other counts.
5 Title 18 U.S.C. Sections 4205 B (1) and (2). Included in Total Imprisonment prior to 1978.
6 Title 18 U.S.C. Section 5010 (B)(C). Included in Total Imprisonment prior to 1978.
7 Includes deportation, suspended sentences, imprisonment for four days or less or for time already served, remitted and suspended fines.

* Split sentences are included in prison terms "1 - 12 months."
\+ Average not computed where number of defendants sentenced to prison was less than 25.

Note: The District of Columbia is excluded from the data through 1973. The territorial courts of the Virgin Islands, Canal Zone, and Guam are excluded through 1976.

Table H-10
U.S. District Courts
Disposition of Defendants Charged with Auto theft
Showing Convicted and Not Convicted
During the Twelve Month Periods Ended June 30, 1961 through 1980

Year	Total defendants	Not Convicted				Convicted and Sentenced			
		Total	Dismissed*	Acquitted by		Total	Plea of guilty or nolo contendere	Convicted by	
				Court	Jury			Court	Jury
1961 ...	4,779	346	246	25	75	4,433	4,176	56	201
1962 ...	5,293	463	363	37	63	4,830	3,832	815	183
1963 ...	5,497	446	343	34	69	5,051	4,080	794	177
1964 ...	5,456	390	293	33	64	5,066	4,757	97	212
1965 ...	5,488	447	326	41	80	5,041	4,680	133	228
1966 ...	5,381	538	412	42	84	4,843	4,352	168	323
1967 ...	5,144	621	483	45	93	4,523	4,061	158	304
1968 ...	5,075	673	548	42	83	4,402	3,913	164	325
1969 ...	4,420	629	513	43	73	3,791	3,362	110	319
1970 ...	4,307	765	633	43	89	3,542	3,108	119	315
1971 ...	3,070	652	534	25	93	2,418	2,055	67	296
1972 ...	2,728	504	395	24	85	2,224	1,858	71	295
1973 ...	2,407	424	346	16	62	1,983	1,650	58	275
1974 ...	2,230	428	338	24	66	1,802	1,573	27	202
1975 ...	1,861	331	277	11	43	1,530	1,308	36	186
1976 ...	1,802	311	264	11	36	1,491	1,273	25	193
1977 ...	1,599	228	194	1	33	1,371	1,183	21	167
1978 ...	1,196	210	167	5	38	986	871	11	104
1979 ...	741	126	89	3	34	615	514	9	92
1980 ...	558	137	116	-	21	421	360	8	53

* Beginning in 1968, defendants who were committed pursuant to Title 28 U.S.C. Section 2902(b) of the Narcotic Rehabilitation Act are included in the dismissed column through 1980.

Note: The District of Columbia is excluded from the data through 1973. The territorial courts of the Virgin Islands, Canal Zone, and Guam are excluded through 1976.

Table H-10a
U.S. District Courts
Disposition of Defendants Charged with Auto theft
Showing Type of Sentence
During the Twelve Month Periods Ended June 30,1961 througoh 1980

Year	Total Imprisonment	Regular Sentences to Imprisonment[1]					Other Sentences To Imprisonment			Probation[2]						Fine and Other[7]
		1-12 Months	13-35 Months	36-59 Months	60 Mos. and Over	Average Sentence in Months[3]	Split Sentences[4]	Indeterminate[5]	Y.C.A. or Y.O.[6]	Total	1-12 Months	13-24 Months	25-36 Months	37 Mos. and Over	Average Sentence in Months	
1961 ...	3,245	304	1,169	1,521	251	29.3	*	-	-	1,122	-	-	-	-	-	66
1962 ...	3,432	323	1,145	1,728	236	34.3	*	-	-	1,344	-	-	-	-	-	54
1963 ...	3,435	230	1,178	1,629	283	34.1	115	-	-	1,565	-	-	-	-	-	51
1964 ...	3,474	265	1,187	1,634	263	33.3	125	-	-	1,571	-	-	-	-	-	21
1965 ...	3,428	370	987	1,693	237	33.6	141	-	-	1,591	-	-	-	-	-	22
1966 ...	3,309	306	950	1,651	258	34.4	144	-	-	1,499	-	-	-	-	-	35
1967 ...	3,077	241	807	1,631	272	35.6	126	-	-	1,430	-	-	-	-	-	16
1968 ...	3,004	215	755	1,569	327	36.2	138	-	-	1,373	-	-	-	-	-	25
1969 ...	2,508	175	600	1,294	304	36.4	135	-	-	1,243	-	-	-	-	-	40
1970 ...	2,316	162	574	1,159	268	35.5	153	-	-	1,188	-	-	-	-	-	38
1971 ...	1,715	132	422	792	268	36.7	101	-	-	693	-	-	-	-	-	10
1972 ...	1,534	112	385	683	227	35.3	127	-	-	678	-	-	-	-	-	12
1973 ...	1,389	91	293	626	257	37.3	122	-	-	577	-	-	-	-	-	17
1974 ...	1,239	96	267	559	195	36.1	122	-	-	551	-	-	-	-	-	12
1975 ...	1,041	75	203	495	195	37.9	73	-	-	483	-	-	-	-	-	6
1976 ...	1,086	92	218	504	218	38.8	54	-	-	396	-	-	-	-	-	9
1977 ...	1,004	85	217	409	182	36.2	111	-	-	357	-	-	-	-	-	10
1978 ...	694	52	119	205	116	41.9	82	59	61	277	21	77	97	82	37.0	15
1979 ...	451	24	102	148	78	44.0	45	34	20	159	9	35	69	46	37.9	5
1980 ...	307	20	55	81	75	47.2	38	28	10	108	4	21	43	40	40.7	6

1 Includes sentences of more than six months which are to be followed by a term of probation (mixed sentences).
2 Prior to 1978, probation terms and average sentences are not shown separately.
3 Excludes split sentences, Indeterminate sentences, Youth Corrections Act/offender sentences, and life sentences beginning in 1978.
4 A split sentence is a sentence on a one count indictment of six months or less in a jail type institution followed by a term of probation, Title 18 U.S.C. Section 3651. Included in these figures are mixed sentences involving confinement for six months or less on one count, to be followed by a term of probation on one or more other counts.
5 Title 18 U.S.C. Sections 4205 B (1) and (2). Included in Total Imprisonment prior to 1978.
6 Title 18 U.S.C. Section 5010 (B)(C). Included in Total Imprisonment prior to 1978.
7 Includes deportation, suspended sentences, imprisonment for four days or less or for time already served, remitted and suspended fines.

* Split sentences are included in prison terms "1 - 12 months."

Note: The District of Columbia is excluded from the data through 1973. The territorial courts of the Virgin Islands, Canal Zone, and Guam are excluded through 1976.

Table H-11
U.S. District Courts
Disposition of Defendants Charged with Violation
Of The Narcotic Drug Laws
Showing Convicted and Not Convicted
During the Twelve Month Periods Ended June 30, 1945 through 1980

Year	Total defendants	Not Convicted				Convicted and Sentenced			
		Total	Dismissed*	Acquitted by		Total	Plea of guilty or nolo contendere	Convicted by	
				Court	Jury			Court	Jury
1945 ...	1,413	228	197	5	26	1,185	1,062	35	88
1946 ...	1,687	349	305	13	31	1,338	1,218	37	83
1947 ...	1,880	210	153	17	40	1,670	1,517	57	96
1948 ...	1,790	308	237	14	57	1,482	1,324	48	110
1949 ...	1,806	208	148	14	46	1,598	1,404	59	135
1950 ...	2,400	264	184	28	52	2,136	1,907	61	168
1951 ...	2,332	304	234	25	45	2,028	1,745	105	178
1952 ...	2,121	252	184	29	39	1,869	1,523	109	237
1953 ...	2,336	333	237	30	66	2,003	1,589	121	293
1954 ...	2,220	310	239	28	43	1,910	1,491	107	312
1955 ...	2,166	363	279	32	52	1,803	1,386	95	322
1956 ...	1,835	314	221	36	57	1,521	1,168	93	260
1957 ...	1,910	256	184	28	44	1,654	1,264	91	299
1958 ...	1,942	301	217	25	59	1,641	1,138	129	374
1959 ...	1,742	364	267	40	57	1,378	1,005	112	261
1960 ...	1,846	340	263	38	39	1,506	1,155	93	258
1961 ...	1,828	313	248	20	45	1,515	1,171	74	270
1962 ...	1,643	240	175	29	36	1,403	1,022	113	268
1963 ...	1,689	283	222	34	27	1,406	1,040	112	254
1964 ...	1,679	271	205	32	34	1,408	1,039	112	257
1965 ...	2,078	323	257	41	25	1,755	1,384	132	239
1966 ...	2,223	349	280	36	33	1,874	1,469	119	286
1967 ...	2,250	428	363	34	31	1,822	1,424	119	279
1968 ...	2,692	563	466	49	48	2,129	1,664	138	327
1969 ...	3,545	836	716	50	70	2,709	2,239	123	347
1970 ...	3,420	959	886	48	45	2,461	2,030	97	334
1971 ...	5,366	2,204	2,080	43	81	3,162	2,682	94	386
1972 ...	6,848	1,600	1,396	52	152	5,248	4,391	228	629
1973 ...	9,983	2,169	1,905	83	181	7,814	6,297	393	1,124
1974 ...	10,989	2,744	2,430	80	234	8,245	6,666	437	1,142
1975 ...	10,901	2,750	2,454	62	234	8,151	6,531	393	1,227
1976 ...	10,762	2,721	2,404	73	244	8,041	6,324	446	1,271
1977 ...	9,741	2,106	1,754	53	299	7,635	5,970	387	1,278
1978 ...	7,860	2,043	1,729	37	277	5,817	4,440	290	1,087
1979 ...	6,609	1,542	1,297	34	211	5,067	3,662	240	1,165
1980 ...	6,343	1,594	1,337	32	225	4,749	3,450	236	1,063

* Beginning in 1968, defendants who were committed pursuant to Title 28 U.S.C. Section 2902(b) of the Narcotic Addict Rehabilitation Act are included in the dismissed column through 1980.

Note: The District of Columbia is excluded from the data through 1973. The territorial courts of the Virgin Islands, Canal Zone, and Guam are excluded through 1976.

Table H-11a
U.S. District Courts
Disposition of Defendants Charged with Violation
Of The Narcotic Drug Laws
Showing Type of Sentence
During the Twelve Month Periods Ended June 30, 1945 through 1980

Year	Total Imprisonment	Regular Sentences to Imprisonment[1]					Other Sentences To Imprisonment			Probation[2]						Fine and Other[7]
		1-12 Months	13-35 Months	36-59 Months	60 Mos. and Over	Average Sentence in Months[3]	Split Sentences[4]	Indeterminate[5]	Y.C.A. or Y.O.[6]	Total	1-12 Months	13-24 Months	25-36 Months	37 Mos. and Over	Average Sentence in Months	
1945 ...	861	308	360	140	53	22.2	-	-	-	287	-	-	-	-	-	37
1946 ...	949	430	377	108	34	18.7	-	-	-	369	-	-	-	-	-	20
1947 ...	1,128	471	452	161	44	19.7	-	-	-	504	-	-	-	-	-	38
1948 ...	1,048	488	408	122	30	18.6	-	-	-	411	-	-	-	-	-	23
1949 ...	1,187	541	451	152	43	18.9	-	-	-	398	-	-	-	-	-	13
1950 ...	1,654	595	736	218	105	21.9	-	-	-	471	-	-	-	-	-	11
1951 ...	1,659	473	671	328	187	27.1	-	-	-	345	-	-	-	-	-	24
1952 ...	1,551	221	652	402	276	35.2	-	-	-	312	-	-	-	-	-	6
1953 ...	1,586	108	789	358	331	38.4	-	-	-	403	-	-	-	-	-	14
1954 ...	1,483	72	681	360	370	41.3	-	-	-	411	-	-	-	-	-	16
1955 ...	1,457	47	648	360	402	43.5	-	-	-	329	-	-	-	-	-	17
1956 ...	1,258	511	511	341	376	45.8	-	-	-	250	-	-	-	-	-	13
1957 ...	1,432	16	326	248	842	66.0	-	-	-	220	-	-	-	-	-	2
1958 ...	1,351	25	167	141	1,018	69.4	-	-	-	282	-	-	-	-	-	8
1959 ...	1,151	43	126	95	887	74.2	-	-	-	224	-	-	-	-	-	3
1960 ...	1,232	33	145	148	906	72.8	-	-	-	271	-	-	-	-	-	3
1961 ...	1,258	42	126	105	985	74.0	-	-	-	252	-	-	-	-	-	5
1962 ...	1,173	38	129	106	900	70.5	-	-	-	217	-	-	-	-	-	13
1963 ...	1,085	39	144	113	789	70.1	-	-	-	304	-	-	-	-	-	17
1964 ...	1,076	28	142	157	749	63.7	-	-	-	309	-	-	-	-	-	23
1965 ...	1,257	53	186	197	821	60.3	-	-	-	480	-	-	-	-	-	18
1966 ...	1,272	85	154	276	757	61.3	-	-	-	589	-	-	-	-	-	13
1967 ...	1,180	83	139	245	713	62.0	-	-	-	620	-	-	-	-	-	22
1968 ...	1,368	93	141	293	841	64.4	-	-	-	728	-	-	-	-	-	33
1969 ...	1,581	110	179	500	892	63.7	-	-	-	1,110	-	-	-	-	-	18
1970 ...	1,283	101	166	276	740	64.8	-	-	-	1,156	-	-	-	-	-	22
1971 ...	1,834	249	300	428	857	58.5	-	-	-	1,258	-	-	-	-	-	70
1972 ...	3,050	882	396	789	983	46.4	-	-	-	2,068	-	-	-	-	-	130
1973 ...	5,097	1,445	744	1,343	1,565	45.5	-	-	-	2,591	-	-	-	-	-	126
1974 ...	5,125	1,547	792	1,390	1,396	43.7	-	-	-	3,039	-	-	-	-	-	81
1975 ...	4,887	1,366	706	1,441	1,374	45.3	-	-	-	3,209	-	-	-	-	-	55
1976 ...	5,039	1,221	790	1,544	1,484	47.6	-	-	-	2,927	-	-	-	-	-	75
1977 ...	5,223	1,505	886	1,366	1,466	47.3	-	-	-	2,324	-	-	-	-	-	88
1978 ...	4,119	885	623	956	1,141	51.3	169	275	70	1,630	248	231	551	600	38.6	68
1979 ...	3,641	369	614	868	969	50.8	454	190	177	1,379	226	196	480	477	37.8	47
1980 ...	3,479	281	565	792	909	54.5	499	248	185	1,232	167	228	382	455	38.7	38

1 Includes sentences of more than six months which are to be followed by a term of probation (mixed sentences).
2 Prior to 1978, probation terms and average sentences are not shown separately.
3 Excludes split sentences, Indeterminate sentences, Youth Corrections Act/offender sentences, and life sentences beginning in 1978.
4 A split sentence is a sentence on a one count indictment of six months or less in a jail type institution followed by a term of probation, Title 18 U.S.C. Section 3651. Included in these figures are mixed sentences involving confinement for six months or less on one count, to be followed by a term of probation on one or more other counts.
5 Title 18 U.S.C. Sections 4205 B (1) and (2). Included in Total Imprisonment prior to 1978.
6 Title 18 U.S.C. Section 5010 (B)(C). Included in Total Imprisonment prior to 1978.
7 Includes deportation, suspended sentences, imprisonment for four days or less or for time already served, remitted and suspended fines.

Note: The District of Columbia is excluded from the data through 1973. The territorial courts of the Virgin Islands, Canal Zone, and Guam are excluded through 1976.

Table H-12
U.S. District Courts
Disposition of Defendants Charged with Robbery
Showing Convicted and Not Convicted
During the Twelve Month Periods Ended June 30, 1961 through 1980

Year	Total defendants	Not Convicted				Convicted and Sentenced			
		Total	Dismissed*	Acquitted by		Total	Plea of guilty or nolo contendere	Convicted by	
				Court	Jury			Court	Jury
1961 ...	323	43	34	2	7	280	232	5	43
1962 ...	402	50	38	1	11	352	301	13	38
1963 ...	531	75	66	-	9	456	364	26	66
1964 ...	595	71	50	4	17	524	429	8	87
1965 ...	719	57	38	8	11	662	535	12	115
1966 ...	648	71	50	8	13	577	431	24	122
1967 ...	822	119	98	8	13	703	530	18	155
1968 ...	983	121	97	4	20	862	625	36	201
1969 ...	1,129	168	128	8	32	961	690	24	247
1970 ...	1,223	221	177	9	35	1,002	736	35	231
1971 ...	1,864	505	419	13	73	1,359	1,002	40	317
1972 ...	1,844	335	268	7	60	1,509	1,131	30	348
1973 ...	1,781	347	286	9	52	1,434	1,073	32	329
1974 ...	1,966	414	336	8	70	1,552	1,115	50	387
1975 ...	2,365	409	337	12	60	1,956	1,473	51	432
1976 ...	2,695	409	329	18	62	2,286	1,777	42	467
1977 ...	2,340	295	223	2	70	2,045	1,608	24	413
1978 ...	1,814	244	203	6	35	1,570	1,260	37	273
1979 ...	1,431	201	161	5	35	1,230	972	40	218
1980 ...	1,441	179	144	5	30	1,262	1,011	18	233

* Beginning in 1968, defendants who were committed pursuant to Title 28 U.S.C. Section 2902(b) of the Narcotic Rehabilitation Act are included in the dismissed column through 1980.

Note: The District of Columbia is excluded from the data through 1973. The territorial courts of the Virgin Islands, Canal Zone, and Guam are excluded through 1976.

Table H-12a
U.S. District Courts
Disposition of Defendants Charged with Robbery
Showing Type of Sentence
During the Twelve Month Periods Ended June 30, 1961 through 1980

Year	Total Imprisonment	Regular Sentences to Imprisonment[1]					Other Sentences To Imprisonment			Probation[2]						Fine and Other[7]
		1-12 Months	13-35 Months	36-59 Months	60 Mos. and Over	Average Sentence in Months[3]	Split Sentences[4]	Indeterminate[5]	Y.C.A. or Y.O.[6]	Total	1-12 Months	13-24 Months	25-36 Months	37 Mos. and Over	Average Sentence in Months	
1961 ...	257	5	14	25	213	140.2	*	-	-	23	-	-	-	-	-	-
1962 ...	322	7	15	32	268	127.2	*	-	-	30	-	-	-	-	-	-
1963 ...	409	3	14	57	330	126.4	5	-	-	47	-	-	-	-	-	-
1964 ...	481	7	17	63	390	132.6	4	-	-	43	-	-	-	-	-	-
1965 ...	617	7	15	70	514	136.8	11	-	-	45	-	-	-	-	-	-
1966 ...	529	4	10	66	442	134.0	7	-	-	48	-	-	-	-	-	-
1967 ...	657	9	20	65	560	141.9	3	-	-	46	-	-	-	-	-	-
1968 ...	797	10	9	90	679	146.9	9	-	-	65	-	-	-	-	-	-
1969 ...	896	7	9	113	758	144.1	9	-	-	64	-	-	-	-	-	1
1970 ...	920	4	19	132	749	137.3	16	-	-	80	-	-	-	-	-	2
1971 ...	1,249	16	24	197	992	133.4	20	-	-	110	-	-	-	-	-	-
1972 ...	1,373	8	28	229	1,064	123.0	44	-	-	136	-	-	-	-	-	-
1973 ...	1,307	8	38	173	1,048	134.9	40	-	-	126	-	-	-	-	-	1
1974 ...	1,376	17	29	229	1,070	126.5	31	-	-	176	-	-	-	-	-	-
1975 ...	1,748	15	45	307	1,354	127.1	27	-	-	208	-	-	-	-	-	-
1976 ...	2,031	17	57	333	1,587	134.3	37	-	-	254	-	-	-	-	-	1
1977 ...	1,872	27	44	274	1,484	132.6	43	-	-	172	-	-	-	-	-	1
1978 ...	1,426	15	50	80	837	142.0	57	180	207	140	6	10	45	79	46.8	4
1979 ...	1,133	7	24	52	681	147.2	45	176	148	93	9	10	19	55	44.9	4
1980 ...	1,164	11	16	64	643	143.4	37	256	137	97	3	7	20	67	51.1	1

1 Includes sentences of more than six months which are to be followed by a term of probation (mixed sentences).
2 Prior to 1978, probation terms and average sentences are not shown separately.
3 Excludes split sentences, Indeterminate sentences, Youth Corrections Act/offender sentences, and life sentences beginning in 1978.
4 A split sentence is a sentence on a one count indictment of six months or less in a jail type institution followed by a term of probation, Title 18 U.S.C. Section 3651. Included in these figures are mixed sentences involving confinement for six months or less on one count, to be followed by a term of probation on one or more other counts.
5 Title 18 U.S.C. Sections 4205 B (1) and (2). Included in Total Imprisonment prior to 1978.
6 Title 18 U.S.C. Section 5010 (B)(C). Included in Total Imprisonment prior to 1978.
7 Includes deportation, suspended sentences, imprisonment for four days or less or for time already served, remitted and suspended fines.

* Split sentences are included in prison terms "1 - 12 months."

Note: The District of Columbia is excluded from the data through 1973. The territorial courts of the Virgin Islands, Canal Zone, and Guam are excluded through 1976.

Table H-13
U.S. District Courts
Disposition of Defendants Charged with Weapons and Firearms Violations
Showing Convicted and Not Convicted
During the Twelve Month Periods Ended June 30, 1961 through 1980

Year	Total defendants	Not Convicted				Convicted and Sentenced			
		Total	Dismissed*	Acquitted by		Total	Plea of guilty or nolo contendere	Convicted by	
				Court	Jury			Court	Jury
1961 ...	243	44	36	2	6	199	164	12	23
1962 ...	250	44	34	3	7	206	177	14	15
1963 ...	242	51	42	5	4	191	157	14	20
1964 ...	244	63	49	7	7	181	139	16	26
1965 ...	238	59	50	8	1	179	158	7	14
1966 ...	245	62	48	9	5	183	145	17	21
1967 ...	280	71	63	4	4	209	170	11	28
1968 ...	363	141	120	12	9	222	176	15	31
1969 ...	343	127	108	7	12	216	166	17	33
1970 ...	988	333	252	30	51	655	523	64	68
1971 ...	1,858	591	451	59	81	1,267	953	113	201
1972 ...	2,275	752	590	50	112	1,523	1,172	141	210
1973 ...	2,354	609	480	22	107	1,745	1,376	113	256
1974 ...	2,783	625	506	34	85	2,158	1,775	147	236
1975 ...	3,291	690	561	34	95	2,601	2,127	149	325
1976 ...	3,412	761	619	28	114	2,651	2,168	128	355
1977 ...	3,118	583	463	11	109	2,535	2,130	96	309
1978 ...	3,272	690	558	19	113	2,582	2,183	92	307
1979 ...	2,008	475	385	13	77	1,533	1,255	83	195
1980 ...	1,155	293	235	11	47	862	675	47	140

* Beginning in 1968, defendants who were committed pursuant to Title 28 U.S.C. Section 2902(b) of the Narcotic Addict Rehabilitation Act are included in the dismissed column through 1980.

Note: The District of Columbia is excluded from the data through 1973. The territorial courts of the Virgin Islands, Canal Zone, and Guam are excluded through 1976.

Table H-13a
U.S. District Courts
Disposition of Defendants Charged with Weapons and Firearms Violations
Showing Type of Sentence
During the Twelve Month Periods Ended June 30, 1961 through 1980

Year	Total Imprisonment	Regular Sentences to Imprisonment[1]					Other Sentences To Imprisonment			Probation[2]						Fine and Other[7]
		1-12 Months	13-35 Months	36-59 Months	60 Mos. and Over	Average Sentence in Months[3]	Split Sentences[4]	Indeterminate[5]	Y.C.A. or Y.O.[6]	Total	1-12 Months	13-24 Months	25-36 Months	37 Mos. and Over	Average Sentence in Months	
1961 ...	94	32	21	35	6	23.1	*	-	-	84	-	-	-	-	-	21
1962 ...	100	36	22	31	11	28.3	*	-	-	90	-	-	-	-	-	16
1963 ...	88	25	22	25	16	32.5	*	-	-	91	-	-	-	-	-	12
1964 ...	80	34	15	23	8	25.8	*	-	-	93	-	-	-	-	-	8
1965 ...	88	25	24	24	8	25.8	7	-	-	81	-	-	-	-	-	10
1966 ...	79	18	20	25	5	25.5	11	-	-	88	-	-	-	-	-	16
1967 ...	96	13	33	30	12	29.2	8	-	-	93	-	-	-	-	-	20
1968 ...	88	16	27	29	10	28.7	6	-	-	118	-	-	-	-	-	16
1969 ...	101	16	26	32	17	32.1	10	-	-	107	-	-	-	-	-	8
1970 ...	284	71	74	66	33	26.3	40	-	-	341	-	-	-	-	-	30
1971 ...	583	139	153	118	93	29.5	80	-	-	627	-	-	-	-	-	57
1972 ...	690	154	164	173	109	32.1	90	-	-	773	-	-	-	-	-	60
1973 ...	797	133	213	202	121	31.4	128	-	-	872	-	-	-	-	-	76
1974 ...	1,061	157	307	265	164	31.4	168	-	-	1,051	-	-	-	-	-	46
1975 ...	1,211	194	366	281	199	32.2	171	-	-	1,338	-	-	-	-	-	52
1976 ...	1,272	175	398	330	203	31.9	166	-	-	1,318	-	-	-	-	-	61
1977 ...	1,336	156	348	302	232	35.6	298	-	-	1,152	-	-	-	-	-	47
1978 ...	1,443	181	367	226	201	39.8	303	85	80	1,088	110	293	415	270	35.5	51
1979 ...	836	90	212	138	119	38.4	183	54	40	653	57	190	246	160	35.6	44
1980 ...	513	53	106	76	100	48.9	113	49	16	331	29	72	128	102	37.7	18

1 Includes sentences of more than six months which are to be followed by a term of probation (mixed sentences).
2 Prior to 1978, probation terms and average sentences are not shown separately.
3 Excludes split sentences, Indeterminate sentences, Youth Corrections Act/offender sentences, and life sentences beginning in 1978.
4 A split sentence is a sentence on a one count indictment of six months or less in a jail type institution followed by a term of probation, Title 18 U.S.C. Section 3651. Included in these figures are mixed sentences involving confinement for six months or less on one count, to be followed by a term of probation on one or more other counts.
5 Title 18 U.S.C. Sections 4205 B (1) and (2). Included in Total Imprisonment prior to 1978.
6 Title 18 U.S.C. Section 5010 (B)(C). Included in Total Imprisonment prior to 1978.
7 Includes deportation, suspended sentences, imprisonment for four days or less or for time already served, remitted and suspended fines.

* Split sentences are included in prison terms "1 - 12 months."

Note: The District of Columbia is excluded from the data through 1973. The territorial courts of the Virgin Islands, Canal Zone, and Guam are excluded through 1976.

Table H-14
U.S. District Courts
Disposition of Defendants Charged with Federal Gambling Violations (including Lottery)
Showing Convicted and Not Convicted
During the Twelve Month Periods Ended June 30, 1961 through 1980

Year	Total defendants	Not Convicted				Convicted and Sentenced			
		Total	Dismissed*	Acquitted by		Total	Plea of guilty or nolo contendere	Convicted by	
				Court	Jury			Court	Jury
1961 ...	33	6	-	1	5	27	25	2	-
1962 ...	50	13	8	5	-	37	25	7	5
1963 ...	100	36	20	12	4	64	41	7	16
1964 ...	126	61	23	32	6	65	48	2	15
1965 ...	150	38	32	1	5	112	69	7	36
1966 ...	171	69	44	8	17	102	47	11	44
1967 ...	156	54	49	3	2	102	57	17	28
1968 ...	102	19	12	4	3	83	48	8	27
1969 ...	46	27	25	1	1	19	17	1	1
1970 ...	63	25	22	3	-	38	33	2	3
1971 ...	115	55	43	10	2	60	44	6	10
1972 ...	495	228	202	8	18	267	190	17	60
1973 ...	1,001	356	268	40	48	645	503	39	103
1974 ...	1,084	336	306	9	21	748	589	90	69
1975 ...	996	463	411	18	34	533	381	38	114
1976 ...	983	264	228	13	23	719	530	52	137
1977 ...	622	221	172	8	41	401	252	42	107
1978 ...	523	108	72	6	30	415	279	18	118
1979 ...	253	77	57	-	20	176	123	15	38
1980 ...	165	28	19	1	8	137	111	2	24

* Beginning in 1968, defendants who were committed pursuant to Title 28 U.S.C. Section 2902(b) of the Narcotic Addict Rehabilitation Act are included in the dismissed column through 1980.

Note: The District of Columbia is excluded from the data through 1973. The territorial courts of the Virgin Islands, Canal Zone, and Guam are excluded through 1976.

Table H-14a
U.S. District Courts
Disposition of Defendants Charged with Federal Gambling Violations (including Lottery)
Showing Type of Sentence
During the Twelve Month Periods Ended June 30, 1961 through 1980

Year	Total Imprisonment	Regular Sentences to Imprisonment[1]					Other Sentences To Imprisonment			Probation[2]						Fine and Other[7]
		1-12 Months	13-35 Months	36-59 Months	60 Mos. and Over	Average Sentence in Months[3]	Split Sentences[4]	Indeterminate[5]	Y.C.A. or Y.O.[6]	Total	1-12 Months	13-24 Months	25-36 Months	37 Mos. and Over	Average Sentence in Months	
1961 ...	1	-	1	-	-	+	*	-	-	10	-	-	-	-	-	16
1962 ...	11	6	3	2	-	+	*	-	-	10	-	-	-	-	-	16
1963 ...	25	11	9	3	2	+	*	-	-	20	-	-	-	-	-	19
1964 ...	24	17	2	2	3	-	*	-	-	18	-	-	-	-	-	23
1965 ...	40	10	8	12	4	23.7	6	-	-	45	-	-	-	-	-	27
1966 ...	48	25	5	7	8	24.0	3	-	-	40	-	-	-	-	-	14
1967 ...	46	8	14	9	5	25.7	10	-	-	45	-	-	-	-	-	11
1968 ...	30	9	4	6	7	28.9	4	-	-	49	-	-	-	-	-	4
1969 ...	3	3	-	-	-	+	-	-	-	9	-	-	-	-	-	7
1970 ...	5	-	1	2	1	+	1	-	-	27	-	-	-	-	-	6
1971 ...	11	3	1	1	1	+	5	-	-	34	-	-	-	-	-	15
1972 ...	80	18	6	18	1	14.5	37	-	-	141	-	-	-	-	-	46
1973 ...	162	43	28	19	10	21.7	62	-	-	467	-	-	-	-	-	16
1974 ...	141	21	19	13	2	11.5	86	-	-	536	-	-	-	-	-	71
1975 ...	143	15	23	22	6	16.2	77	-	-	310	-	-	-	-	-	80
1976 ...	160	21	33	16	9	15.8	81	-	-	483	-	-	-	-	-	76
1977 ...	175	31	23	18	18	19.3	85	-	-	208	-	-	-	-	-	18
1978 ...	188	37	37	20	8	23.6	82	4	-	188	22	74	62	30	31.7	39
1979 ...	63	24	12	6	4	20.2	17	-	-	104	8	40	33	23	33.9	9
1980 ...	55	8	10	5	2	23.6	29	1	-	54	9	13	17	15	35.0	28

1 Includes sentences of more than six months which are to be followed by a term of probation (mixed sentences).
2 Prior to 1978, probation terms and average sentences are not shown separately.
3 Excludes split sentences, Indeterminate sentences, Youth Corrections Act/offender sentences, and life sentences beginning in 1978.
4 A split sentence is a sentence on a one count indictment of six months or less in a jail type institution followed by a term of probation, Title 18 U.S.C. Section 3651. Included in these figures are mixed sentences involving confinement for six months or less on one count, to be followed by a term of probation on one or more other counts.
5 Title 18 U.S.C. Sections 4205 B (1) and (2). Included in Total Imprisonment prior to 1978.
6 Title 18 U.S.C. Section 5010 (B)(C). Included in Total Imprisonment prior to 1978.
7 Includes deportation, suspended sentences, imprisonment for four days or less or for time already served, remitted and suspended fines.

* Split sentences are included in prison terms "1 - 12 months."
\+ Average not computed where number of defendants sentenced to prison was less than 25.

Note: The District of Columbia is excluded from the data through 1973. The territorial courts of the Virgin Islands, Canal Zone, and Guam are excluded through 1976.

Table H-15
U.S. District Courts
Disposition of Defendants Charged with Fraud, Excluding Income Tax Fraud
Showing Convicted and Not Convicted
During the Twelve Month Periods Ended June 30, 1970 through 1980

Year	Total defendants	Not Convicted				Convicted and Sentenced			
		Total	Dismissed*	Acquitted by		Total	Plea of guilty or nolo contendere	Convicted by	
				Court	Jury			Court	Jury
1970 ...	1,374	462	371	45	46	912	741	27	144
1971 ...	1,915	723	595	45	83	1,192	960	41	191
1972 ...	2,023	609	490	29	90	1,414	1,212	50	152
1973 ...	2,213	639	491	50	98	1,574	1,324	45	205
1974 ...	2,364	669	547	31	91	1,695	1,452	53	190
1975 ...	2,567	656	531	36	89	1,911	1,633	47	231
1976 ...	3,375	841	702	17	122	2,534	2,179	63	292
1977 ...	4,089	769	616	21	132	3,320	2,839	77	404
1978 ...	4,450	897	676	32	189	3,553	3,084	83	386
1979 ...	4,592	837	666	11	160	3,755	3,315	70	370
1980 ...	4,068	771	617	17	137	3,297	2,804	62	431

* Beginning in 1968, defendants who were committed pursuant to Title 28 U.S.C. Section 2902(b) of the Narcotic Addict Rehabilitation Act are included in the dismissed column through 1980.

Note: The District of Columbia is excluded from the data through 1973. The territorial courts of the Virgin Islands, Canal Zone, and Guam are excluded through 1976.

Table H-15a
U.S. District Courts
Disposition of Defendants Charged with Fraud - Excluding Income Tax Fraud
Showing Type of Sentence
During the Twelve Month Periods Ended June 30, 1970 through 1980

Year	Total Imprisonment	Regular Sentences to Imprisonment[1]					Other Sentences To Imprisonment			Probation[2]						Fine and Other[7]
		1-12 Months	13-35 Months	36-59 Months	60 Mos. and Over	Average Sentence in Months[3]	Split Sentences[4]	Indeterminate[5]	Y.C.A. or Y.O.[6]	Total	1-12 Months	13-24 Months	25-36 Months	37 Mos. and Over	Average Sentence in Months	
1970 ...	326	82	68	68	46	-	62	-	-	511	-	-	-	-	-	75
1971 ...	439	95	89	114	43	-	98	-	-	630	-	-	-	-	-	123
1972 ...	431	103	92	88	38	-	110	-	-	814	-	-	-	-	-	169
1973 ...	538	110	120	109	66	-	133	-	-	892	-	-	-	-	-	144
1974 ...	554	100	111	107	68	-	168	-	-	982	-	-	-	-	-	159
1975 ...	576	105	133	119	62	-	157	-	-	1,162	-	-	-	-	-	173
1976 ...	894	179	192	181	112	-	230	-	-	1,473	-	-	-	-	-	167
1977 ...	1,236	306	227	175	145	-	383	-	-	1,895	-	-	-	-	-	189
1978 ...	1,283	296	229	160	139	-	409	34	16	2,029	372	555	637	465	-	241
1979 ...	1,372	256	259	199	129	-	439	78	12	2,088	357	556	671	504	-	295
1980 ...	1,353	230	241	197	145	-	431	99	10	1,771	280	486	558	447	-	173

1 Includes sentences of more than six months which are to be followed by a term of probation (mixed sentences).
2 Prior to 1978, probation terms and average sentences are not shown separately.
3 Excludes split sentences, Indeterminate sentences, Youth Corrections Act/offender sentences, and life sentences beginning in 1978.
4 A split sentence is a sentence on a one count indictment of six months or less in a jail type institution followed by a term of probation, Title 18 U.S.C. Section 3651. Included in these figures are mixed sentences involving confinement for six months or less on one count, to be followed by a term of probation on one or more other counts.
5 Title 18 U.S.C. Sections 4205 B (1) and (2). Included in Total Imprisonment prior to 1978.
6 Title 18 U.S.C. Section 5010 (B)(C). Included in Total Imprisonment prior to 1978.
7 Includes deportation, suspended sentences, imprisonment for four days or less or for time already served, remitted and suspended fines.

Note: The District of Columbia is excluded from the data through 1973. The territorial courts of the Virgin Islands, Canal Zone, and Guam are excluded through 1976.

Table H-16
U.S. District Courts
Disposition of Defendants Charged With Embezzlement
Showing Convicted and Not Convicted
During the Twelve Month Periods Ended June 30, 1970 through 1980

Year	Total defendants	Not Convicted				Convicted and Sentenced			
		Total	Dismissed*	Acquitted by		Total	Plea of guilty or nolo contendere	Convicted by	
				Court	Jury			Court	Jury
1970 ...	1,722	120	83	17	20	1,602	1,517	46	39
1971 ...	2,253	313	263	14	36	1,940	1,830	44	66
1972 ...	1,922	265	201	14	50	1,657	1,534	31	92
1973 ...	1,641	181	124	13	44	1,460	1,334	34	92
1974 ...	1,778	285	238	12	35	1,493	1,407	37	49
1975 ...	1,818	213	185	3	25	1,605	1,506	32	67
1976 ...	1,910	260	199	11	50	1,650	1,552	21	77
1977 ...	2,151	230	166	10	54	1,921	1,794	42	85
1978 ...	2,044	222	182	4	36	1,822	1,693	31	98
1979 ...	1,832	180	145	6	29	1,652	1,538	16	98
1980 ...	1,581	189	149	1	39	1,392	1,280	23	89

* Beginning in 1968, defendants who were committed pursuant to Title 28 U.S.C. Section 2902(b) of the Narcotic Addict Rehabilitation Act are included in the dismissed column through 1980.

Note: The District of Columbia is excluded from the data through 1973. The territorial courts of the Virgin Islands, Canal Zone, and Guam are excluded through 1976.

CONTINUED

1 OF 4

Table H-16a
U.S. District Courts
Disposition of Defendants Charged with Embezzlement
Showing Type of Sentence
During the Twelve Month Periods Ended June 30, 1970 through 1980

Year	Total Imprisonment	Regular Sentences to Imprisonment[1]					Other Sentences To Imprisonment			Probation[2]						Fine and Other[7]
		1-12 Months	13-35 Months	36-59 Months	60 Mos. and Over	Average Sentence in Months[3]	Split Sentences[4]	Indeterminate[5]	Y.C.A. or Y.O.[6]	Total	1-12 Months	13-24 Months	25-36 Months	37 Mos. and Over	Average Sentence in Months	
1970 ...	302	53	51	46	20	19.0	132	-	-	1,278	-	-	-	-	-	22
1971 ...	425	88	70	84	33	20.7	150	-	-	1,480	-	-	-	-	-	35
1972 ...	322	61	55	50	23	18.6	133	-	-	1,282	-	-	-	-	-	53
1973 ...	366	54	59	76	25	20.1	152	-	-	1,066	-	-	-	-	-	28
1974 ...	268	32	44	37	14	15.3	141	-	-	1,192	-	-	-	-	-	33
1975 ...	285	36	59	62	22	22.1	106	-	-	1,295	-	-	-	-	-	25
1976 ...	289	44	45	57	28	22.4	115	-	-	1,339	-	-	-	-	-	22
1977 ...	506	97	59	63	41	17.3	246	-	-	1.369	-	-	-	-	-	46
1978 ...	466	86	48	44	32	29.7	223	21	12	1,281	251	386	377	267	31.6	75
1979 ...	473	66	64	54	21	29.7	236	16	16	1,153	204	273	414	262	33.0	26
1980 ...	415	51	50	40	21	32.4	206	24	23	955	126	219	344	266	35.6	22

1 Includes sentences of more than six months which are to be followed by a term of probation (mixed sentences).
2 Prior to 1978, probation terms and average sentences are not shown separately.
3 Excludes split sentences, Indeterminate sentences, Youth Corrections Act/offender sentences, and life sentences beginning in 1978.
4 A split sentence is a sentence on a one count indictment of six months or less in a jail type institution followed by a term of probation, Title 18 U.S.C. Section 3651. Included in these figures are mixed sentences involving confinement for six months or less on one count, to be followed by a term of probation on one or more other counts.
5 Title 18 U.S.C. Sections 4205 B (1) and (2). Included in Total Imprisonment prior to 1978.
6 Title 18 U.S.C. Section 5010 (B)(C). Included in Total Imprisonment prior to 1978.
7 Includes deportation, suspended sentences, imprisonment for four days or less or for time already served, remitted and suspended fines.

Note: The District of Columbia is excluded from the data through 1973. The territorial courts of the Virgin Islands, Canal Zone, and Guam are excluded through 1976.

Table H-17
U.S. District Courts
Disposition of Defendants Charged with Antitrust Violations
Showing Convicted and Not Convicted
During the Twelve Month Periods Ended June 30, 1970 through 1980

Year	Total defendants	Not Convicted				Convicted and Sentenced			
		Total	Dismissed*	Acquitted by		Total	Plea of guilty or nolo contendere	Convicted by	
				Court	Jury			Court	Jury
1970 ...	119	6	6	-	-	113	104	-	9
1971 ...	57	13	1	-	12	44	43	1	-
1972 ...	59	-	-	-	-	59	54	-	5
1973 ...	130	6	-	-	6	124	103	19	2
1974 ...	115	8	4	2	2	107	104	1	2
1975 ...	123	11	11	-	-	112	106	3	3
1976 ...	245	70	50	14	6	175	154	8	13
1977 ...	188	27	5	-	22	161	158	2	1
1978 ...	221	55	23	1	31	166	144	-	22
1979 ...	243	13	4	-	9	230	219	1	10
1980 ...	118	35	11	-	24	83	74	4	5

* Beginning in 1968, defendants who were committed pursuant to Title 28 U.S.C. Section 2902(b) of the Narcotic Addict Rehabilitation Act are included in the dismissed column through 1980.

Note: The District of Columbia is excluded from the data through 1973. The territorial courts of the Virgin Islands, Canal Zone, and Guam are excluded through 1976.

Table H-17a
U.S. District Courts
Disposition of Defendants Charged with Antitrust Violations
Showing Type of Sentence
During the Twelve Month Periods Ended June 30, 1970 through 1980

Year	Total Imprisonment	Regular Sentences to Imprisonment[1]					Other Sentences To Imprisonment			Probation[2]						Fine and Other[7]
		1-12 Months	13-35 Months	36-59 Months	60 Mos. and Over	Average Sentence in Months[3]	Split Sentences[4]	Indeterminate[5]	Y.C.A. or Y.O.[6]	Total	1-12 Months	13-24 Months	25-36 Months	37 Mos. and Over	Average Sentence in Months	
1970 ...	3	-	-	-	-	+	3	-	-	9	-	-	-	-	-	101
1971 ...	7	-	-	-	-	+	7	-	-	-	-	-	-	-	-	37
1972 ...	-	-	-	-	-	+	-	-	-	13	-	-	-	-	-	46
1973 ...	5	3	1	-	1	+	-	-	-	8	-	-	-	-	-	112
1974 ...	16	13	-	1	-	+	2	-	-	29	-	-	-	-	-	62
1975 ...	8	4	-	-	-	+	4	-	-	31	-	-	-	-	-	73
1976 ...	-	-	-	-	-	+	-	-	-	37	-	-	-	-	-	138
1977 ...	5	5	0	0	0	+	0	-	-	27	-	-	-	-	-	129
1978 ...	21	4	-	-	-	+	17	-	-	32	20	8	4	-	16.2	113
1979 ...	17	5	-	-	-	+	12	-	-	52	33	14	2	3	18.8	161
1980 ...	9	5	-	-	-	+	4	-	-	24	7	6	10	1	26.8	50

1 Includes sentences of more than six months which are to be followed by a term of probation (mixed sentences).
2 Prior to 1978, probation terms and average sentences are not shown separately.
3 Excludes split sentences, Indeterminate sentences, Youth Corrections Act/offender sentences, and life sentences beginning in 1978.
4 A split sentence is a sentence on a one count indictment of six months or less in a jail type institution followed by a term of probation, Title 18 U.S.C. Section 3651. Included in these figures are mixed sentences involving confinement for six months or less on one count, to be followed by a term of probation on one or more other counts.
5 Title 18 U.S.C. Sections 4205 B (1) and (2). Included in Total Imprisonment prior to 1978.
6 Title 18 U.S.C. Section 5010 (B)(C). Included in Total Imprisonment prior to 1978.
7 Includes deportation, suspended sentences, imprisonment for four days or less or for time already served, remitted and suspended fines.

+ Average not computed where number of defendants sentenced to prison was less than 25.

Note: The District of Columbia is excluded from the data through 1973. The territorial courts of the Virgin Islands, Canal Zone, and Guam are excluded through 1976.

Table H-18
U.S. District Courts
Disposition of Defendants Charged With Rape
Showing Convicted and Not Convicted
During the Twelve Month Periods Ended June 30, 1970 through 1980

Year	Total defendants	Not Convicted				Convicted and Sentenced			
		Total	Dismissed*	Acquitted by		Total	Plea of guilty or nolo contendere	Convicted by	
				Court	Jury			Court	Jury
1970 ...	68	16	11	1	4	52	36	1	15
1971 ...	67	41	26	-	15	26	16	2	8
1972 ...	66	26	14	1	11	40	27	3	10
1973 ...	55	23	17	-	6	32	21	-	11
1974 ...	74	25	20	4	1	49	38	1	10
1975 ...	79	26	19	1	6	53	42	2	9
1976 ...	89	33	31	-	2	56	40	2	14
1977 ...	115	34	23	-	11	81	63	2	16
1978 ...	92	22	16	2	4	70	44	7	19
1979 ...	109	28	19	2	7	81	53	12	16
1980 ...	76	27	23	-	4	49	40	3	6

* Beginning in 1968, defendants who were committed pursuant to Title 28 U.S.C. Section 2902(b) of the Narcotic Addict Rehabilitation Act are included in the dismissed column through 1980.

Note: The District of Columbia is excluded from the data through 1973. The territorial courts of the Virgin Islands, Canal Zone, and Guam are excluded through 1976.

Table H-18a
U.S. District Courts
Disposition of Defendants Charged with Rape
Showing Type of Sentence
During the Twelve Month Periods Ended June 30, 1970 through 1980

Year	Total Imprisonment	Regular Sentences to Imprisonment[1]					Other Sentences To Imprisonment			Probation[2]						Fine and Other[7]
		1-12 Months	13-35 Months	36-59 Months	60 Mos. and Over	Average Sentence in Months[3]	Split Sentences[4]	Indeterminate[5]	Y.C.A. or Y.O.[6]	Total	1-12 Months	13-24 Months	25-36 Months	37 Mos. and Over	Average Sentence in Months	
1970 ...	40	1	7	13	17	115.9	2	-	-	11	-	-	-	-	-	1
1971 ...	18	1	1	11	3	+	2	-	-	7	-	-	-	-	-	1
1972 ...	26	2	2	5	15	94.3	2	-	-	14	-	-	-	-	-	-
1973 ...	26	3	2	10	11	95.0	-	-	-	5	-	-	-	-	-	1
1974 ...	28	2	2	6	14	83.7	4	-	-	21	-	-	-	-	-	-
1975 ...	24	1	-	10	8	+	5	-	-	28	-	-	-	-	-	1
1976 ...	36	5	-	11	17	84.2	3	-	-	20	-	-	-	-	-	3
1977 ...	47	6	6	9	22	97.7	4	-	-	33	-	-	-	-	-	1
1978 ...	52	2	8	10	18	64.9	3	1	10	18	2	1	10	5	-	-
1979 ...	65	10	6	20	18	73.6	5	5	1	13	2	2	4	5	37.2	3
1980 ...	38	3	3	8	16	76.8	2	4	2	11	1	2	5	3	36.5	-

1 Includes sentences of more than six months which are to be followed by a term of probation (mixed sentences).
2 Prior to 1978, probation terms and average sentences are not shown separately.
3 Excludes split sentences, Indeterminate sentences, Youth Corrections Act/offender sentences, and life sentences beginning in 1978.
4 A split sentence is a sentence on a one count indictment of six months or less in a jail type institution followed by a term of probation, Title 18 U.S.C. Section 3651. Included in these figures are mixed sentences involving confinement for six months or less on one count, to be followed by a term of probation on one or more other counts.
5 Title 18 U.S.C. Sections 4205 B (1) and (2). Included in Total Imprisonment prior to 1978.
6 Title 18 U.S.C. Section 5010 (B)(C). Included in Total Imprisonment prior to 1978.
7 Includes deportation, suspended sentences, imprisonment for four days or less or for time already served, remitted and suspended fines.

\+ Average not computed where number of defendants sentenced to prison was less than 25.

Note: The District of Columbia is excluded from the data through 1973. The territorial courts of the Virgin Islands, Canal Zone, and Guam are excluded through 1976.

Appendix Detail Table X-1
Criminal Defendants Disposed of by Type of Disposition
1980

TABLE 1
UNITED STATES DISTRICT COURTS
CRIMINAL DEFENDANTS DISPOSED OF BY TYPE OF DISPOSITION
TWELVE MONTH PERIOD ENDED JUNE 30, 1980.

DISTRICT AND OFFENSE	TOTAL DEFEN-DANTS	NOT CONVICTED				CONVICTED AND SENTENCED			
		TOTAL	DIS-MISSED	ACQUITTED BY		TOTAL	PLEA OF GUILTY OR NOLO CON-TENDERE	CONVICTED BY	
				COURT	JURY			COURT	JURY
MAINE									
TOTAL	114	21	19	1	1	93	84	1	8
HOMICIDE	1	-	-	-	-	1	-	-	1
ROBBERY	-	-	-	-	-	-	-	-	-
ASSAULT	5	1	1	-	-	4	4	-	-
BURGLARY	1	1	1	-	-	-	-	-	-
LARCENY AND THEFT	29	6	5	1	-	23	19	-	4
EMBEZZLEMENT	7	-	-	-	-	7	7	-	-
FRAUD	16	4	3	-	1	12	10	1	1
AUTO THEFT	1	-	-	-	-	1	1	-	-
FORGERY, COUNTERFEIT.	12	1	1	-	-	11	11	-	-
SEX OFFENSES	-	-	-	-	-	-	-	-	-
MARIHUANA	3	-	-	-	-	3	3	-	-
NARCOTICS	5	-	-	-	-	5	5	-	-
WEAPONS AND FIREARMS	5	3	3	-	-	2	2	-	-
ESCAPE	-	-	-	-	-	-	-	-	-
OTHER GENERAL OFFENSES	3	-	-	-	-	3	3	-	-
IMMIGRATION LAWS	5	1	1	-	-	4	4	-	-
LIQUOR, INTERNAL REV.	-	-	-	-	-	-	-	-	-
SELECTIVE SERVICE ACT	-	-	-	-	-	-	-	-	-
OTHER SPECIAL OFFENSES (FEDERAL STATUTES)	21	4	4	-	-	17	15	-	2
MASSACHUSETTS									
TOTAL	585	103	61	6	36	482	394	19	69
HOMICIDE	-	-	-	-	-	-	-	-	-
ROBBERY	7	3	1	-	2	4	2	-	2
ASSAULT	1	-	-	-	-	1	1	-	-
BURGLARY	-	-	-	-	-	-	-	-	-
LARCENY AND THEFT	136	32	28	1	3	104	89	5	10
EMBEZZLEMENT	23	3	1	-	2	20	20	-	-
FRAUD	138	13	7	2	4	125	107	4	14
AUTO THEFT	3	-	-	-	-	3	2	-	1
FORGERY, COUNTERFEIT.	46	6	3	1	2	40	40	-	-
SEX OFFENSES	-	-	-	-	-	-	-	-	-
MARIHUANA	23	8	4	-	4	15	13	1	1
NARCOTICS	74	9	5	-	4	65	47	-	18
WEAPONS AND FIREARMS	21	1	-	-	1	20	18	-	2
ESCAPE	10	2	1	-	1	8	8	-	-
OTHER GENERAL OFFENSES	45	13	7	-	6	32	16	3	13
IMMIGRATION LAWS	7	-	-	-	-	7	6	-	1
LIQUOR, INTERNAL REV.	3	2	2	-	-	1	1	-	-
SELECTIVE SERVICE ACT	-	-	-	-	-	-	-	-	-
OTHER SPECIAL OFFENSES (FEDERAL STATUTES)	48	11	2	2	7	37	24	6	7
NEW HAMPSHIRE									
TOTAL	47	6	5	-	1	41	34	2	5
HOMICIDE	-	-	-	-	-	-	-	-	-
ROBBERY	2	-	-	-	-	2	2	-	-
ASSAULT	-	-	-	-	-	-	-	-	-
BURGLARY	-	-	-	-	-	-	-	-	-
LARCENY AND THEFT	1	-	-	-	-	1	-	1	-
EMBEZZLEMENT	1	1	1	-	-	-	-	-	-
FRAUD	16	2	1	-	1	14	10	-	4
AUTO THEFT	4	2	2	-	-	2	2	-	-
FORGERY, COUNTERFEIT.	2	-	-	-	-	2	2	-	-
SEX OFFENSES	-	-	-	-	-	-	-	-	-
MARIHUANA	4	-	-	-	-	4	4	-	-
NARCOTICS	8	1	1	-	-	7	6	-	1
WEAPONS AND FIREARMS	-	-	-	-	-	-	-	-	-
ESCAPE	-	-	-	-	-	-	-	-	-
OTHER GENERAL OFFENSES	2	-	-	-	-	2	2	-	-
IMMIGRATION LAWS	-	-	-	-	-	-	-	-	-
LIQUOR, INTERNAL REV.	-	-	-	-	-	-	-	-	-
SELECTIVE SERVICE ACT	-	-	-	-	-	-	-	-	-
OTHER SPECIAL OFFENSES (FEDERAL STATUTES)	7	-	-	-	-	7	6	1	-

TABLE 1
UNITED STATES DISTRICT COURTS
CRIMINAL DEFENDANTS DISPOSED OF BY TYPE OF DISPOSITION
TWELVE MONTH PERIOD ENDED JUNE 30, 1980.

DISTRICT AND OFFENSE	TOTAL DEFENDANTS	NOT CONVICTED				CONVICTED AND SENTENCED			
		TOTAL	DIS-MISSED	ACQUITTED BY		TOTAL	PLEA OF GUILTY OR NOLO CON-TENDERE	CONVICTED BY	
				COURT	JURY			COURT	JURY
RHODE ISLAND									
TOTAL	75	9	7	-	2	65	55	-	10
HOMICIDE	-	-	-	-	-	-	-	-	-
ROBBERY	-	-	-	-	-	-	-	-	-
ASSAULT	2	1	1	-	-	1	1	-	-
BURGLARY	-	-	-	-	-	-	-	-	-
LARCENY AND THEFT	15	-	-	-	-	15	14	-	1
EMBEZZLEMENT	3	-	-	-	-	3	2	-	1
FRAUD	30	6	5	-	1	24	20	-	4
AUTO THEFT	2	-	-	-	-	2	2	-	-
FORGERY, COUNTERFEIT.	10	1	1	-	-	9	8	-	1
SEX OFFENSES	-	-	-	-	-	-	-	-	-
MARIHUANA	-	-	-	-	-	-	-	-	-
NARCOTICS	4	1	-	-	1	3	3	-	-
WEAPONS AND FIREARMS	2	-	-	-	-	2	2	-	-
ESCAPE	-	-	-	-	-	-	-	-	-
OTHER GENERAL OFFENSES	2	-	-	-	-	2	2	-	-
IMMIGRATION LAWS	-	-	-	-	-	-	-	-	-
LIQUOR, INTERNAL REV.	-	-	-	-	-	-	-	-	-
SELECTIVE SERVICE ACT	-	-	-	-	-	-	-	-	-
OTHER SPECIAL OFFENSES (FEDERAL STATUTES)	5	-	-	-	-	5	2	-	3
PUERTO RICO									
TOTAL	445	89	74	1	14	356	317	21	18
HOMICIDE	-	-	-	-	-	-	-	-	-
ROBBERY	1	1	1	-	-	-	-	-	-
ASSAULT	6	5	5	-	-	1	1	-	-
BURGLARY	-	-	-	-	-	-	-	-	-
LARCENY AND THEFT	12	2	2	-	-	10	10	-	-
EMBEZZLEMENT	5	-	-	-	-	5	5	-	-
FRAUD	27	8	8	-	-	19	18	-	1
AUTO THEFT	-	-	-	-	-	-	-	-	-
FORGERY, COUNTERFEIT.	15	5	3	-	2	10	9	1	-
SEX OFFENSES	-	-	-	-	-	-	-	-	-
MARIHUANA	51	11	11	-	-	40	32	1	7
NARCOTICS	65	30	22	-	8	35	25	1	8
WEAPONS AND FIREARMS	1	1	-	1	-	-	-	-	-
ESCAPE	4	3	2	-	1	1	1	-	-
OTHER GENERAL OFFENSES	5	5	4	-	1	1	-	-	1
IMMIGRATION LAWS	167	5	5	-	-	162	161	-	1
LIQUOR, INTERNAL REV.	-	-	-	-	-	-	-	-	-
SELECTIVE SERVICE ACT	-	-	-	-	-	-	-	-	-
OTHER SPECIAL OFFENSES (FEDERAL STATUTES)	85	13	11	-	2	72	54	18	-
CONNECTICUT									
TOTAL	177	36	30	-	6	141	125	5	10
HOMICIDE	-	-	-	-	-	-	-	-	-
ROBBERY	5	4	4	-	-	1	-	-	1
ASSAULT	2	2	-	-	2	-	-	-	-
BURGLARY	-	-	-	-	-	-	-	-	-
LARCENY AND THEFT	23	2	2	-	-	21	18	-	3
EMBEZZLEMENT	17	2	2	-	-	15	13	1	1
FRAUD	63	9	8	-	1	54	52	1	1
AUTO THEFT	-	-	-	-	-	-	-	-	-
FORGERY, COUNTERFEIT.	10	3	3	-	-	7	7	-	-
SEX OFFENSES	-	-	-	-	-	-	-	-	-
MARIHUANA	-	-	-	-	-	-	-	-	-
NARCOTICS	21	3	1	-	2	18	14	1	3
WEAPONS AND FIREARMS	9	3	3	-	-	6	5	-	1
ESCAPE	2	-	-	-	-	2	2	-	-
OTHER GENERAL OFFENSES	5	2	1	-	1	3	3	-	-
IMMIGRATION LAWS	2	-	-	-	-	2	2	-	-
LIQUOR, INTERNAL REV.	-	-	-	-	-	-	-	-	-
SELECTIVE SERVICE ACT	-	-	-	-	-	-	-	-	-
OTHER SPECIAL OFFENSES (FEDERAL STATUTES)	18	6	6	-	-	12	10	2	-

TABLE 1
UNITED STATES DISTRICT COURTS
CRIMINAL DEFENDANTS DISPOSED OF BY TYPE OF DISPOSITION
TWELVE MONTH PERIOD ENDED JUNE 30, 1980.

DISTRICT AND OFFENSE	TOTAL DEFENDANTS	NOT CONVICTED				CONVICTED AND SENTENCED			
		TOTAL	DIS-MISSED	ACQUITTED BY		TOTAL	PLEA OF GUILTY OR NOLO CON-TENDERE	CONVICTED BY	
				COURT	JURY			COURT	JURY
NEW YORK NORTHERN									
TOTAL	161	33	26	-	7	128	117	-	11
HOMICIDE	-	-	-	-	-	-	-	-	-
ROBBERY	1	-	-	-	-	1	1	-	-
ASSAULT	-	-	-	-	-	-	-	-	-
BURGLARY	-	-	-	-	-	-	-	-	-
LARCENY AND THEFT	9	2	2	-	-	7	7	-	-
EMBEZZLEMENT	23	2	2	-	-	21	21	-	-
FRAUD	40	5	4	-	1	35	31	-	4
AUTO THEFT	3	1	1	-	-	2	2	-	-
FORGERY, COUNTERFEIT.	7	1	1	-	-	6	5	-	1
SEX OFFENSES	-	-	-	-	-	-	-	-	-
MARIHUANA	6	1	-	-	1	5	5	-	-
NARCOTICS	13	6	4	-	2	7	2	-	5
WEAPONS AND FIREARMS	4	-	-	-	-	4	4	-	-
ESCAPE	-	-	-	-	-	-	-	-	-
OTHER GENERAL OFFENSES	6	2	1	-	1	4	4	-	-
IMMIGRATION LAWS	30	5	4	-	1	25	24	-	1
LIQUOR, INTERNAL REV.	-	-	-	-	-	-	-	-	-
SELECTIVE SERVICE ACT	-	-	-	-	-	-	-	-	-
OTHER SPECIAL OFFENSES (FEDERAL STATUTES)	19	8	7	-	1	11	11	-	-
NEW YORK EASTERN									
TOTAL	889	176	142	3	31	713	556	16	141
HOMICIDE	-	-	-	-	-	-	-	-	-
ROBBERY	49	5	4	-	1	44	35	-	9
ASSAULT	8	2	1	-	1	6	1	1	4
BURGLARY	3	1	-	-	1	2	2	-	-
LARCENY AND THEFT	147	24	20	-	4	123	107	5	11
EMBEZZLEMENT	16	2	2	-	-	14	12	1	1
FRAUD	165	27	19	1	7	138	114	3	21
AUTO THEFT	3	1	1	-	-	2	2	-	-
FORGERY, COUNTERFEIT.	42	9	8	-	1	33	30	1	2
SEX OFFENSES	-	-	-	-	-	-	-	-	-
MARIHUANA	25	12	10	-	2	13	11	-	2
NARCOTICS	273	52	43	-	9	221	158	2	61
WEAPONS AND FIREARMS	19	3	3	-	-	16	15	-	1
ESCAPE	4	1	1	-	-	3	3	-	-
OTHER GENERAL OFFENSES	47	9	8	-	1	38	11	2	25
IMMIGRATION LAWS	10	-	-	-	-	10	7	-	3
LIQUOR, INTERNAL REV.	-	-	-	-	-	-	-	-	-
SELECTIVE SERVICE ACT	-	-	-	-	-	-	-	-	-
OTHER SPECIAL OFFENSES (FEDERAL STATUTES)	78	28	22	2	4	50	48	1	1
NEW YORK SOUTHERN									
TOTAL	1,233	149	123	-	26	1,084	894	5	185
HOMICIDE	-	-	-	-	-	-	-	-	-
ROBBERY	63	5	3	-	2	58	51	1	6
ASSAULT	5	1	-	-	1	4	4	-	-
BURGLARY	1	-	-	-	-	1	1	-	-
LARCENY AND THEFT	144	14	13	-	1	130	115	2	13
EMBEZZLEMENT	51	12	8	-	4	49	45	1	3
FRAUD	290	28	28	-	-	262	230	-	32
AUTO THEFT	9	1	-	-	1	8	4	-	4
FORGERY, COUNTERFEIT.	106	17	14	-	3	89	78	-	11
SEX OFFENSES	-	-	-	-	-	-	-	-	-
MARIHUANA	7	3	3	-	-	4	4	-	-
NARCOTICS	369	45	38	-	7	324	238	1	85
WEAPONS AND FIREARMS	25	1	1	-	-	24	17	-	7
ESCAPE	15	1	1	-	-	14	14	-	-
OTHER GENERAL OFFENSES	39	8	5	-	3	31	21	-	10
IMMIGRATION LAWS	23	2	-	-	2	21	15	-	6
LIQUOR, INTERNAL REV.	-	-	-	-	-	-	-	-	-
SELECTIVE SERVICE ACT	2	2	2	-	-	-	-	-	-
OTHER SPECIAL OFFENSES (FEDERAL STATUTES)	74	9	7	-	2	65	57	-	8

TABLE 1
UNITED STATES DISTRICT COURTS
CRIMINAL DEFENDANTS DISPOSED OF BY TYPE OF DISPOSITION
TWELVE MONTH PERIOD ENDED JUNE 30, 1980.

DISTRICT AND OFFENSE	TOTAL DEFENDANTS	NOT CONVICTED				CONVICTED AND SENTENCED			
		TOTAL	DISMISSED	ACQUITTED BY		TOTAL	PLEA OF GUILTY OR NOLO CONTENDERE	CONVICTED BY	
				COURT	JURY			COURT	JURY
NEW YORK WESTERN TOTAL	270	55	35	3	17	215	169	1	45
HOMICIDE	-	-	-	-	-	-	-	-	-
ROBBERY	11	3	1	-	2	8	3	-	5
ASSAULT	-	-	-	-	-	-	-	-	-
BURGLARY	-	-	-	-	-	-	-	-	-
LARCENY AND THEFT	42	12	7	-	5	30	28	-	2
EMBEZZLEMENT	15	1	-	-	1	14	14	-	-
FRAUD	85	17	13	-	4	71	55	1	15
AUTO THEFT	2	-	-	-	-	2	1	-	1
FORGERY, COUNTERFEIT.	12	3	3	-	-	9	6	-	3
SEX OFFENSES	1	-	-	-	-	1	1	-	-
MARIHUANA	-	-	-	-	-	-	-	-	-
NARCOTICS	24	3	2	-	1	21	16	-	5
WEAPONS AND FIREARMS	11	1	-	-	1	10	7	-	3
ESCAPE	-	-	-	-	-	-	-	-	-
OTHER GENERAL OFFENSES	11	4	1	-	3	7	2	-	5
IMMIGRATION LAWS	6	1	1	-	-	5	5	-	-
LIQUOR, INTERNAL REV.	-	-	-	-	-	-	-	-	-
SELECTIVE SERVICE ACT	-	-	-	-	-	-	-	-	-
OTHER SPECIAL OFFENSES (FEDERAL STATUTES)	47	10	7	3	-	37	31	-	6
VERMONT TOTAL	68	14	12	-	2	54	49	1	4
HOMICIDE	-	-	-	-	-	-	-	-	-
ROBBERY	4	1	1	-	-	3	-	-	3
ASSAULT	-	-	-	-	-	-	-	-	-
BURGLARY	-	-	-	-	-	-	-	-	-
LARCENY AND THEFT	1	-	-	-	-	1	1	-	-
EMBEZZLEMENT	1	-	-	-	-	1	1	-	-
FRAUD	4	-	-	-	-	4	4	-	-
AUTO THEFT	-	-	-	-	-	-	-	-	-
FORGERY, COUNTERFEIT.	2	1	1	-	-	1	1	-	-
SEX OFFENSES	-	-	-	-	-	-	-	-	-
MARIHUANA	2	-	-	-	-	2	1	-	1
NARCOTICS	5	-	-	-	-	5	4	1	-
WEAPONS AND FIREARMS	3	1	1	-	-	2	2	-	-
ESCAPE	-	-	-	-	-	-	-	-	-
OTHER GENERAL OFFENSES	-	-	-	-	-	-	-	-	-
IMMIGRATION LAWS	33	4	3	-	1	29	29	-	-
LIQUOR, INTERNAL REV.	-	-	-	-	-	-	-	-	-
SELECTIVE SERVICE ACT	-	-	-	-	-	-	-	-	-
OTHER SPECIAL OFFENSES (FEDERAL STATUTES)	13	7	6	-	1	6	6	-	-
DELAWARE TOTAL	91	29	27	-	2	62	58	-	4
HOMICIDE	-	-	-	-	-	-	-	-	-
ROBBERY	3	-	-	-	-	3	2	-	1
ASSAULT	1	1	1	-	-	-	-	-	-
BURGLARY	-	-	-	-	-	-	-	-	-
LARCENY AND THEFT	9	2	2	-	-	7	7	-	-
EMBEZZLEMENT	3	-	-	-	-	3	3	-	-
FRAUD	37	22	20	-	2	15	15	-	-
AUTO THEFT	5	-	-	-	-	5	4	-	1
FORGERY, COUNTERFEIT.	4	-	-	-	-	4	4	-	-
SEX OFFENSES	-	-	-	-	-	-	-	-	-
MARIHUANA	1	-	-	-	-	1	1	-	-
NARCOTICS	16	2	2	-	-	14	12	-	2
WEAPONS AND FIREARMS	7	1	1	-	-	6	6	-	-
ESCAPE	-	-	-	-	-	-	-	-	-
OTHER GENERAL OFFENSES	-	-	-	-	-	-	-	-	-
IMMIGRATION LAWS	-	-	-	-	-	-	-	-	-
LIQUOR, INTERNAL REV.	-	-	-	-	-	-	-	-	-
SELECTIVE SERVICE ACT	-	-	-	-	-	-	-	-	-
OTHER SPECIAL OFFENSES (FEDERAL STATUTES)	5	1	1	-	-	4	4	-	-

TABLE 1
UNITED STATES DISTRICT COURTS
CRIMINAL DEFENDANTS DISPOSED OF BY TYPE OF DISPOSITION
TWELVE MONTH PERIOD ENDED JUNE 30, 1980.

DISTRICT AND OFFENSE	TOTAL DEFENDANTS	NOT CONVICTED				CONVICTED AND SENTENCED			
		TOTAL	DISMISSED	ACQUITTED BY		TOTAL	PLEA OF GUILTY OR NOLO CONTENDERE	CONVICTED BY	
				COURT	JURY			COURT	JURY
NEW JERSEY TOTAL	761	141	107	8	26	620	553	6	61
HOMICIDE	-	-	-	-	-	-	-	-	-
ROBBERY	27	3	2	-	1	24	17	-	7
ASSAULT	10	3	3	-	-	7	4	1	2
BURGLARY	2	-	-	-	-	2	2	-	-
LARCENY AND THEFT	84	19	13	2	4	65	63	-	2
EMBEZZLEMENT	35	9	6	-	3	27	26	-	1
FRAUD	283	53	42	3	8	230	220	3	7
AUTO THEFT	6	-	-	-	-	6	6	-	-
FORGERY, COUNTERFEIT.	79	5	3	-	2	74	64	1	9
SEX OFFENSES	-	-	-	-	-	-	-	-	-
MARIHUANA	24	1	-	-	1	23	15	-	8
NARCOTICS	53	17	15	-	2	36	34	-	2
WEAPONS AND FIREARMS	13	-	-	-	-	13	10	-	3
ESCAPE	1	-	-	-	-	1	1	-	-
OTHER GENERAL OFFENSES	67	16	11	-	5	51	30	1	20
IMMIGRATION LAWS	14	2	2	-	-	12	12	-	-
LIQUOR, INTERNAL REV.	-	-	-	-	-	-	-	-	-
SELECTIVE SERVICE ACT	-	-	-	-	-	-	-	-	-
OTHER SPECIAL OFFENSES (FEDERAL STATUTES)	62	13	10	3	-	49	49	-	-
PENNSYLVANIA EASTERN TOTAL	521	97	65	10	32	424	348	13	63
HOMICIDE	-	-	-	-	-	-	-	-	-
ROBBERY	17	1	1	-	-	16	14	-	2
ASSAULT	10	2	2	-	-	8	5	-	3
BURGLARY	-	-	-	-	-	-	-	-	-
LARCENY AND THEFT	52	4	4	-	-	48	42	1	5
EMBEZZLEMENT	19	1	1	-	-	18	16	-	2
FRAUD	139	28	15	1	12	111	104	2	5
AUTO THEFT	6	-	-	-	-	6	5	-	1
FORGERY, COUNTERFEIT.	30	8	6	2	-	22	22	-	-
SEX OFFENSES	-	-	-	-	-	-	-	-	-
MARIHUANA	2	1	1	-	-	1	1	-	-
NARCOTICS	110	19	11	1	7	91	61	4	26
WEAPONS AND FIREARMS	31	5	2	3	-	26	16	6	4
ESCAPE	2	-	-	-	-	2	2	-	-
OTHER GENERAL OFFENSES	35	8	1	3	4	27	19	-	8
IMMIGRATION LAWS	2	-	-	-	-	2	2	-	-
LIQUOR, INTERNAL REV.	-	-	-	-	-	-	-	-	-
SELECTIVE SERVICE ACT	-	-	-	-	-	-	-	-	-
OTHER SPECIAL OFFENSES (FEDERAL STATUTES)	66	20	11	-	9	46	39	-	7
PENNSYLVANIA MIDDLE TOTAL	119	16	9	-	7	103	93	1	9
HOMICIDE	2	-	-	-	-	2	1	-	1
ROBBERY	7	-	-	-	-	7	7	-	-
ASSAULT	1	-	-	-	-	1	1	-	-
BURGLARY	2	-	-	-	-	2	2	-	-
LARCENY AND THEFT	7	-	-	-	-	7	7	-	-
EMBEZZLEMENT	11	1	1	-	-	10	10	-	-
FRAUD	43	5	5	-	-	38	33	-	5
AUTO THEFT	-	-	-	-	-	-	-	-	-
FORGERY, COUNTERFEIT.	9	-	-	-	-	9	9	-	-
SEX OFFENSES	-	-	-	-	-	-	-	-	-
MARIHUANA	1	-	-	-	-	1	1	-	-
NARCOTICS	-	-	-	-	-	-	-	-	-
WEAPONS AND FIREARMS	2	1	1	-	-	1	1	-	-
ESCAPE	13	-	-	-	-	13	12	-	1
OTHER GENERAL OFFENSES	11	7	-	-	7	4	2	-	2
IMMIGRATION LAWS	-	-	-	-	-	-	-	-	-
LIQUOR, INTERNAL REV.	-	-	-	-	-	-	-	-	-
SELECTIVE SERVICE ACT	-	-	-	-	-	-	-	-	-
OTHER SPECIAL OFFENSES (FEDERAL STATUTES)	10	2	2	-	-	8	7	1	-

TABLE 1
UNITED STATES DISTRICT COURTS
CRIMINAL DEFENDANTS DISPOSED OF BY TYPE OF DISPOSITION
TWELVE MONTH PERIOD ENDED JUNE 30, 1980.

DISTRICT AND OFFENSE	TOTAL DEFEN-DANTS	NOT CONVICTED				CONVICTED AND SENTENCED			
		TOTAL	DIS-MISSED	ACQUITTED BY		TOTAL	PLEA OF GUILTY OR NOLO CON-TENDERE	CONVICTED BY	
				COURT	JURY			COURT	JURY
PENNSYLVANIA WESTERN TOTAL	296	54	42	2	10	242	188	1	53
HOMICIDE	-	-	-	-	-	-	-	-	-
ROBBERY	11	1	1	-	-	10	7	-	3
ASSAULT	-	-	-	-	-	-	-	-	-
BURGLARY	1	-	-	-	-	1	1	-	-
LARCENY AND THEFT	16	2	2	-	-	14	13	-	1
EMBEZZLEMENT	24	4	4	-	-	20	19	-	1
FRAUD	90	12	10	1	1	78	65	1	12
AUTO THEFT	10	1	-	-	1	9	7	-	2
FORGERY, COUNTERFEIT.	56	11	6	-	5	45	36	-	9
SEX OFFENSES	3	-	-	-	-	3	-	-	3
MARIHUANA	6	2	1	1	-	4	3	-	1
NARCOTICS	32	7	5	-	2	25	15	-	10
WEAPONS AND FIREARMS	10	4	3	-	1	6	1	-	5
ESCAPE	4	-	-	-	-	4	4	-	-
OTHER GENERAL OFFENSES	23	5	5	-	-	18	12	-	6
IMMIGRATION LAWS	-	-	-	-	-	-	-	-	-
LIQUOR, INTERNAL REV.	-	-	-	-	-	-	-	-	-
SELECTIVE SERVICE ACT	-	-	-	-	-	-	-	-	-
OTHER SPECIAL OFFENSES (FEDERAL STATUTES)	10	5	5	-	-	5	5	-	-
VIRGIN ISLANDS TOTAL	387	145	123	4	18	242	204	9	29
HOMICIDE	18	4	2	-	2	14	8	-	6
ROBBERY	28	10	8	-	2	18	11	2	5
ASSAULT	43	25	21	1	3	18	14	1	3
BURGLARY	29	8	8	-	-	21	19	1	1
LARCENY AND THEFT	106	33	27	1	5	73	67	2	4
EMBEZZLEMENT	5	-	-	-	-	5	4	-	1
FRAUD	17	6	5	1	-	11	10	1	-
AUTO THEFT	1	1	1	-	-	-	-	-	-
FORGERY, COUNTERFEIT.	12	2	2	-	-	10	9	-	1
SEX OFFENSES	19	10	8	-	2	9	6	1	2
MARIHUANA	15	12	11	-	1	3	3	-	-
NARCOTICS	4	3	2	-	1	1	1	-	-
WEAPONS AND FIREARMS	15	6	6	-	-	9	5	-	4
ESCAPE	10	5	5	-	-	5	4	-	1
OTHER GENERAL OFFENSES	20	12	10	1	1	8	7	-	1
IMMIGRATION LAWS	44	8	7	-	1	36	35	1	-
LIQUOR, INTERNAL REV.	-	-	-	-	-	-	-	-	-
SELECTIVE SERVICE ACT	-	-	-	-	-	-	-	-	-
OTHER SPECIAL OFFENSES (FEDERAL STATUTES)	1	-	-	-	-	1	1	-	-
MARYLAND TOTAL	1,008	342	317	7	18	666	534	50	82
HOMICIDE	1	-	-	-	-	1	1	-	-
ROBBERY	64	4	3	-	1	60	45	1	14
ASSAULT	23	11	9	-	2	12	7	1	4
BURGLARY	-	-	-	-	-	-	-	-	-
LARCENY AND THEFT	134	44	40	1	3	90	80	8	2
EMBEZZLEMENT	46	7	7	-	-	39	37	1	1
FRAUD	96	10	8	-	2	86	71	1	13
AUTO THEFT	14	9	8	-	1	5	4	-	1
FORGERY, COUNTERFEIT.	11	1	1	-	-	10	7	2	1
SEX OFFENSES	2	-	-	-	-	2	2	-	-
MARIHUANA	46	23	23	-	-	23	23	-	-
NARCOTICS	142	26	20	-	6	117	78	4	35
WEAPONS AND FIREARMS	21	8	6	-	2	13	12	1	-
ESCAPE	7	5	5	-	-	2	2	-	-
OTHER GENERAL OFFENSES	296	169	163	4	2	127	101	23	3
IMMIGRATION LAWS	4	-	-	-	-	4	4	-	-
LIQUOR, INTERNAL REV.	-	-	-	-	-	-	-	-	-
SELECTIVE SERVICE ACT	-	-	-	-	-	-	-	-	-
OTHER SPECIAL OFFENSES (FEDERAL STATUTES)	102	26	24	2	-	76	60	8	8

TABLE 1
UNITED STATES DISTRICT COURTS
CRIMINAL DEFENDANTS DISPOSED OF BY TYPE OF DISPOSITION
TWELVE MONTH PERIOD ENDED JUNE 30, 1980.

DISTRICT AND OFFENSE	TOTAL DEFEN-DANTS	NOT CONVICTED				CONVICTED AND SENTENCED			
		TOTAL	DIS-MISSED	ACQUITTED BY		TOTAL	PLEA OF GUILTY OR NOLO CON-TENDERE	CONVICTED BY	
				COURT	JURY			COURT	JURY
NORTH CAROLINA EASTERN TOTAL	364	92	88	2	2	272	209	43	20
HOMICIDE	3	-	-	-	-	3	-	-	3
ROBBERY	24	1	1	-	-	23	17	2	4
ASSAULT	13	4	4	-	-	9	8	1	-
BURGLARY	2	1	1	-	-	1	-	1	-
LARCENY AND THEFT	28	7	7	-	-	21	14	6	1
EMBEZZLEMENT	20	5	5	-	-	15	11	3	1
FRAUD	55	20	18	-	2	35	28	2	5
AUTO THEFT	3	1	1	-	-	2	2	-	-
FORGERY, COUNTERFEIT.	29	5	5	-	-	24	18	3	3
SEX OFFENSES	3	-	-	-	-	3	1	1	1
MARIHUANA	37	15	15	-	-	22	19	2	1
NARCOTICS	4	4	4	-	-	-	-	-	-
WEAPONS AND FIREARMS	8	2	2	-	-	6	6	-	-
ESCAPE	1	-	-	-	-	1	1	-	-
OTHER GENERAL OFFENSES	93	13	12	-	-	80	62	18	-
IMMIGRATION LAWS	-	-	-	-	-	-	-	-	-
LIQUOR, INTERNAL REV.	2	1	1	-	-	1	1	-	-
SELECTIVE SERVICE ACT	-	-	-	-	-	-	-	-	-
OTHER SPECIAL OFFENSES (FEDERAL STATUTES)	39	13	11	2	-	26	21	4	1
NORTH CAROLINA MIDDLE TOTAL	199	20	17	-	3	179	159	2	18
HOMICIDE	-	-	-	-	-	-	-	-	-
ROBBERY	36	1	-	-	1	35	29	-	6
ASSAULT	-	-	-	-	-	-	-	-	-
BURGLARY	1	-	-	-	-	1	1	-	-
LARCENY AND THEFT	43	5	5	-	-	38	38	-	-
EMBEZZLEMENT	16	2	2	-	-	14	14	-	-
FRAUD	28	5	4	-	1	23	15	1	7
AUTO THEFT	2	1	1	-	-	1	1	-	-
FORGERY, COUNTERFEIT.	17	-	-	-	-	17	14	-	3
SEX OFFENSES	-	-	-	-	-	-	-	-	-
MARIHUANA	-	-	-	-	-	-	-	-	-
NARCOTICS	15	2	1	-	1	13	11	-	2
WEAPONS AND FIREARMS	6	-	-	-	-	6	6	-	-
ESCAPE	4	-	-	-	-	4	4	-	-
OTHER GENERAL OFFENSES	17	2	2	-	-	15	15	-	-
IMMIGRATION LAWS	1	-	-	-	-	1	1	-	-
LIQUOR, INTERNAL REV.	5	-	-	-	-	5	5	-	-
SELECTIVE SERVICE ACT	-	-	-	-	-	-	-	-	-
OTHER SPECIAL OFFENSES (FEDERAL STATUTES)	8	2	2	-	-	6	5	1	-
NORTH CAROLINA WESTERN TOTAL	262	63	52	-	11	199	178	2	19
HOMICIDE	-	-	-	-	-	-	-	-	-
ROBBERY	38	15	12	-	3	23	16	-	7
ASSAULT	11	4	1	-	3	7	5	-	2
BURGLARY	1	-	-	-	-	1	1	-	-
LARCENY AND THEFT	46	5	4	-	1	41	37	-	4
EMBEZZLEMENT	10	-	-	-	-	10	10	-	-
FRAUD	53	10	10	-	-	43	39	-	4
AUTO THEFT	14	1	1	-	-	13	12	-	1
FORGERY, COUNTERFEIT.	31	6	3	-	3	25	24	-	1
SEX OFFENSES	-	-	-	-	-	-	-	-	-
MARIHUANA	3	-	-	-	-	3	3	-	-
NARCOTICS	2	2	2	-	-	-	-	-	-
WEAPONS AND FIREARMS	7	4	4	-	-	3	2	1	-
ESCAPE	3	-	-	-	-	3	3	-	-
OTHER GENERAL OFFENSES	7	-	-	-	-	7	7	-	-
IMMIGRATION LAWS	3	3	3	-	-	-	-	-	-
LIQUOR, INTERNAL REV.	3	-	-	-	-	3	3	-	-
SELECTIVE SERVICE ACT	-	-	-	-	-	-	-	-	-
OTHER SPECIAL OFFENSES (FEDERAL STATUTES)	30	13	12	-	1	17	15	1	-

TABLE 1
UNITED STATES DISTRICT COURTS
CRIMINAL DEFENDANTS DISPOSED OF BY TYPE OF DISPOSITION
TWELVE MONTH PERIOD ENDED JUNE 30, 1980.

DISTRICT AND OFFENSE	TOTAL DEFEN-DANTS	NOT CONVICTED				CONVICTED AND SENTENCED			
		TOTAL	DIS-MISSED	ACQUITTED BY		TOTAL	PLEA OF GUILTY OR NOLO CON-TENDERE	CONVICTED BY	
				COURT	JURY			COURT	JURY
SOUTH CAROLINA TOTAL	418	57	40	-	17	361	313	7	41
HOMICIDE	5	3	1	-	2	2	1	-	1
ROBBERY	18	-	-	-	-	18	12	-	6
ASSAULT	1	-	-	-	-	1	1	-	-
BURGLARY	1	-	-	-	-	1	1	-	-
LARCENY AND THEFT	62	6	5	-	1	56	56	-	-
EMBEZZLEMENT	28	5	3	-	2	23	21	-	2
FRAUD	70	5	4	-	1	65	53	-	12
AUTO THEFT	34	5	4	-	1	29	27	-	2
FORGERY, COUNTERFEIT.	51	2	1	-	1	49	48	-	1
SEX OFFENSES	1	1	1	-	-	-	-	-	-
MARIHUANA	54	10	4	-	6	44	28	7	9
NARCOTICS	7	1	1	-	-	6	3	-	3
WEAPONS AND FIREARMS	25	10	8	-	2	15	13	-	2
ESCAPE	5	2	2	-	-	3	2	-	1
OTHER GENERAL OFFENSES	10	2	1	-	1	8	7	-	1
IMMIGRATION LAWS	1	-	-	-	-	1	1	-	-
LIQUOR, INTERNAL REV.	-	-	-	-	-	-	-	-	-
SELECTIVE SERVICE ACT	-	-	-	-	-	-	-	-	-
OTHER SPECIAL OFFENSES (FEDERAL STATUTES)	45	5	5	-	-	40	39	-	1
VIRGINIA EASTERN TOTAL	1,209	372	329	23	20	837	562	219	56
HOMICIDE	2	1	1	-	-	1	-	-	1
ROBBERY	28	3	2	-	1	25	12	1	12
ASSAULT	37	15	15	-	-	22	10	6	6
BURGLARY	-	-	-	-	-	-	-	-	-
LARCENY AND THEFT	280	59	55	2	2	221	163	52	6
EMBEZZLEMENT	59	7	2	-	5	52	44	4	4
FRAUD	79	8	4	1	3	71	62	2	7
AUTO THEFT	19	6	6	-	-	13	10	3	-
FORGERY, COUNTERFEIT.	35	9	8	1	-	26	22	3	1
SEX OFFENSES	12	1	1	-	-	11	6	5	-
MARIHUANA	24	11	10	-	1	13	9	4	-
NARCOTICS	63	10	7	-	3	53	42	1	10
WEAPONS AND FIREARMS	37	10	7	2	1	27	16	10	1
ESCAPE	28	5	4	1	-	23	22	-	1
OTHER GENERAL OFFENSES	449	207	195	9	3	242	125	110	7
IMMIGRATION LAWS	2	1	1	-	-	1	1	-	-
LIQUOR, INTERNAL REV.	-	-	-	-	-	-	-	-	-
SELECTIVE SERVICE ACT	-	-	-	-	-	-	-	-	-
OTHER SPECIAL OFFENSES (FEDERAL STATUTES)	55	19	11	7	1	36	18	18	-
VIRGINIA WESTERN TOTAL	179	27	23	-	4	152	136	6	10
HOMICIDE	-	-	-	-	-	-	-	-	-
ROBBERY	5	-	-	-	-	5	4	-	1
ASSAULT	3	-	-	-	-	3	2	1	-
BURGLARY	2	-	-	-	-	2	2	-	-
LARCENY AND THEFT	20	3	2	-	1	17	16	1	-
EMBEZZLEMENT	19	-	-	-	-	19	19	-	-
FRAUD	46	9	7	-	2	37	34	1	2
AUTO THEFT	6	3	3	-	-	3	3	-	-
FORGERY, COUNTERFEIT.	14	-	-	-	-	14	10	1	3
SEX OFFENSES	-	-	-	-	-	-	-	-	-
MARIHUANA	1	-	-	-	-	1	1	-	-
NARCOTICS	8	3	3	-	-	5	4	1	-
WEAPONS AND FIREARMS	7	3	3	-	-	4	4	-	-
ESCAPE	2	-	-	-	-	2	1	-	1
OTHER GENERAL OFFENSES	9	2	1	-	1	7	6	1	-
IMMIGRATION LAWS	-	-	-	-	-	-	-	-	-
LIQUOR, INTERNAL REV.	19	1	1	-	-	18	18	-	-
SELECTIVE SERVICE ACT	-	-	-	-	-	-	-	-	-
OTHER SPECIAL OFFENSES (FEDERAL STATUTES)	18	3	3	-	-	15	12	-	3

TABLE 1
UNITED STATES DISTRICT COURTS
CRIMINAL DEFENDANTS DISPOSED OF BY TYPE OF DISPOSITION
TWELVE MONTH PERIOD ENDED JUNE 30, 1980.

DISTRICT AND OFFENSE	TOTAL DEFEN-DANTS	NOT CONVICTED				CONVICTED AND SENTENCED			
		TOTAL	DIS-MISSED	ACQUITTED BY		TOTAL	PLEA OF GUILTY OR NOLO CON-TENDERE	CONVICTED BY	
				COURT	JURY			COURT	JURY
WEST VIRGINIA NORTHERN TOTAL	80	17	7	1	9	63	48	-	15
HOMICIDE	-	-	-	-	-	-	-	-	-
ROBBERY	-	-	-	-	-	-	-	-	-
ASSAULT	-	-	-	-	-	-	-	-	-
BURGLARY	-	-	-	-	-	-	-	-	-
LARCENY AND THEFT	5	2	1	-	1	3	3	-	-
EMBEZZLEMENT	1	1	1	-	-	-	-	-	-
FRAUD	26	7	3	1	3	19	17	-	2
AUTO THEFT	-	-	-	-	-	-	-	-	-
FORGERY, COUNTERFEIT.	1	-	-	-	-	1	1	-	-
SEX OFFENSES	1	-	-	-	-	1	1	-	-
MARIHUANA	1	-	-	-	-	1	-	-	1
NARCOTICS	16	3	2	-	1	13	11	-	2
WEAPONS AND FIREARMS	3	-	-	-	-	3	2	-	1
ESCAPE	9	1	-	-	1	8	7	-	1
OTHER GENERAL OFFENSES	13	3	-	-	3	10	2	-	8
IMMIGRATION LAWS	-	-	-	-	-	-	-	-	-
LIQUOR, INTERNAL REV.	-	-	-	-	-	-	-	-	-
SELECTIVE SERVICE ACT	-	-	-	-	-	-	-	-	-
OTHER SPECIAL OFFENSES (FEDERAL STATUTES)	4	-	-	-	-	4	4	-	-
WEST VIRGINIA SOUTHERN TOTAL	159	32	26	-	6	127	106	1	20
HOMICIDE	-	-	-	-	-	-	-	-	-
ROBBERY	11	-	-	-	-	11	11	-	-
ASSAULT	-	-	-	-	-	-	-	-	-
BURGLARY	1	-	-	-	-	1	1	-	-
LARCENY AND THEFT	18	4	3	-	1	14	10	-	4
EMBEZZLEMENT	6	-	-	-	-	6	6	-	-
FRAUD	26	5	3	-	2	21	16	-	5
AUTO THEFT	-	-	-	-	-	-	-	-	-
FORGERY, COUNTERFEIT.	13	4	4	-	-	9	7	-	2
SEX OFFENSES	1	-	-	-	-	1	-	-	1
MARIHUANA	-	-	-	-	-	-	-	-	-
NARCOTICS	6	-	-	-	-	6	6	-	-
WEAPONS AND FIREARMS	18	5	4	-	1	13	10	-	3
ESCAPE	10	3	3	-	-	7	7	-	-
OTHER GENERAL OFFENSES	12	4	2	-	2	8	4	-	4
IMMIGRATION LAWS	-	-	-	-	-	-	-	-	-
LIQUOR, INTERNAL REV.	-	-	-	-	-	-	-	-	-
SELECTIVE SERVICE ACT	-	-	-	-	-	-	-	-	-
OTHER SPECIAL OFFENSES (FEDERAL STATUTES)	37	7	7	-	-	30	28	1	1
ALABAMA NORTHERN TOTAL	513	65	58	1	6	448	394	17	37
HOMICIDE	-	-	-	-	-	-	-	-	-
ROBBERY	16	-	-	-	-	16	13	-	3
ASSAULT	3	-	-	-	-	3	2	-	1
BURGLARY	2	-	-	-	-	2	2	-	-
LARCENY AND THEFT	81	17	17	-	-	64	62	-	2
EMBEZZLEMENT	10	2	2	-	-	8	7	-	1
FRAUD	53	9	8	-	1	44	37	-	7
AUTO THEFT	39	6	5	-	1	33	26	2	5
FORGERY, COUNTERFEIT.	104	9	8	-	1	95	90	-	5
SEX OFFENSES	2	-	-	-	-	2	-	-	2
MARIHUANA	-	-	-	-	-	-	-	-	-
NARCOTICS	25	8	8	-	-	17	10	-	7
WEAPONS AND FIREARMS	17	2	2	-	-	15	13	-	2
ESCAPE	1	-	-	-	-	1	1	-	-
OTHER GENERAL OFFENSES	134	7	3	1	3	127	112	14	1
IMMIGRATION LAWS	-	-	-	-	-	-	-	-	-
LIQUOR, INTERNAL REV.	2	-	-	-	-	2	2	-	-
SELECTIVE SERVICE ACT	-	-	-	-	-	-	-	-	-
OTHER SPECIAL OFFENSES (FEDERAL STATUTES)	24	5	5	-	-	19	17	1	1

TABLE 1
UNITED STATES DISTRICT COURTS
CRIMINAL DEFENDANTS DISPOSED OF BY TYPE OF DISPOSITION
TWELVE MONTH PERIOD ENDED JUNE 30, 1980.

DISTRICT AND OFFENSE	TOTAL DEFEN-DANTS	NOT CONVICTED				CONVICTED AND SENTENCED			
		TOTAL	DIS-MISSED	ACQUITTED BY		TOTAL	PLEA OF GUILTY OR NOLO CON-TENDERE	CONVICTED BY	
				COURT	JURY			COURT	JURY
ALABAMA MIDDLE									
TOTAL	243	49	33	-	16	194	170	4	20
HOMICIDE	-	-	-	-	-	-	-	-	-
ROBBERY	9	1	-	-	1	8	6	-	2
ASSAULT	2	2	1	-	1	-	-	-	-
BURGLARY	1	-	-	-	-	1	1	-	-
LARCENY AND THEFT	24	7	5	-	2	17	15	1	1
EMBEZZLEMENT	17	1	1	-	-	16	15	-	1
FRAUD	40	4	1	-	3	36	29	-	7
AUTO THEFT	7	2	1	-	1	5	4	-	1
FORGERY, COUNTERFEIT.	11	4	3	-	1	7	6	-	1
SEX OFFENSES	1	1	1	-	-	-	-	-	-
MARIHUANA	14	4	4	-	-	10	10	-	-
NARCOTICS	10	2	2	-	-	8	8	-	-
WEAPONS AND FIREARMS	5	-	-	-	-	5	5	-	-
ESCAPE	14	3	3	-	-	11	11	-	-
OTHER GENERAL OFFENSES	55	10	10	-	-	45	40	3	2
IMMIGRATION LAWS	-	-	-	-	-	-	-	-	-
LIQUOR, INTERNAL REV.	-	-	-	-	-	-	-	-	-
SELECTIVE SERVICE ACT	-	-	-	-	-	-	-	-	-
OTHER SPECIAL OFFENSES (FEDERAL STATUTES)	33	8	1	-	7	25	20	-	5
ALABAMA SOUTHERN									
TOTAL	110	15	8	-	7	95	57	4	34
HOMICIDE	-	-	-	-	-	-	-	-	-
ROBBERY	7	1	1	-	-	6	5	-	1
ASSAULT	1	-	-	-	-	1	1	-	-
BURGLARY	-	-	-	-	-	-	-	-	-
LARCENY AND THEFT	10	3	3	-	-	7	7	-	-
EMBEZZLEMENT	9	1	1	-	-	8	6	-	2
FRAUD	22	1	-	-	1	21	12	-	9
AUTO THEFT	2	-	-	-	-	2	2	-	-
FORGERY, COUNTERFEIT.	13	-	-	-	-	13	13	-	-
SEX OFFENSES	-	-	-	-	-	-	-	-	-
MARIHUANA	24	4	1	-	3	20	5	4	11
NARCOTICS	6	-	-	-	-	6	-	-	6
WEAPONS AND FIREARMS	7	-	-	-	-	7	2	-	5
ESCAPE	1	-	-	-	-	1	1	-	-
OTHER GENERAL OFFENSES	2	2	-	-	2	-	-	-	-
IMMIGRATION LAWS	-	-	-	-	-	-	-	-	-
LIQUOR, INTERNAL REV.	1	1	1	-	-	-	-	-	-
SELECTIVE SERVICE ACT	-	-	-	-	-	-	-	-	-
OTHER SPECIAL OFFENSES (FEDERAL STATUTES)	5	2	1	-	1	3	3	-	-
FLORIDA NORTHERN									
TOTAL	128	36	22	9	5	92	71	5	16
HOMICIDE	-	-	-	-	-	-	-	-	-
ROBBERY	3	-	-	-	-	3	3	-	-
ASSAULT	2	1	1	-	-	1	1	-	-
BURGLARY	-	-	-	-	-	-	-	-	-
LARCENY AND THEFT	19	-	-	-	-	19	15	-	4
EMBEZZLEMENT	8	-	-	-	-	8	7	-	1
FRAUD	21	8	5	-	2	13	9	1	3
AUTO THEFT	1	-	-	-	-	1	1	-	-
FORGERY, COUNTERFEIT.	20	8	7	-	1	12	11	-	1
SEX OFFENSES	-	-	-	-	-	-	-	-	-
MARIHUANA	16	10	1	9	-	6	2	2	2
NARCOTICS	11	2	2	-	-	9	7	-	2
WEAPONS AND FIREARMS	2	1	1	-	-	1	1	-	-
ESCAPE	14	2	2	-	-	12	10	-	2
OTHER GENERAL OFFENSES	6	-	-	-	-	6	4	2	-
IMMIGRATION LAWS	2	2	1	-	1	-	-	-	-
LIQUOR, INTERNAL REV.	-	-	-	-	-	-	-	-	-
SELECTIVE SERVICE ACT	-	-	-	-	-	-	-	-	-
OTHER SPECIAL OFFENSES (FEDERAL STATUTES)	3	2	1	-	1	1	-	-	1

TABLE 1
UNITED STATES DISTRICT COURTS
CRIMINAL DEFENDANTS DISPOSED OF BY TYPE OF DISPOSITION
TWELVE MONTH PERIOD ENDED JUNE 30, 1980.

DISTRICT AND OFFENSE	TOTAL DEFEN-DANTS	NOT CONVICTED				CONVICTED AND SENTENCED			
		TOTAL	DIS-MISSED	ACQUITTED BY		TOTAL	PLEA OF GUILTY OR NOLO CON-TENDERE	CONVICTED BY	
				COURT	JURY			COURT	JURY
FLORIDA MIDDLE									
TOTAL	478	105	76	3	27	373	295	9	69
HOMICIDE	-	-	-	-	-	-	-	-	-
ROBBERY	20	1	1	-	-	19	10	-	9
ASSAULT	3	1	1	-	-	2	2	-	-
BURGLARY	-	-	-	-	-	-	-	-	-
LARCENY AND THEFT	35	6	6	-	-	29	27	1	1
EMBEZZLEMENT	25	1	1	-	-	24	24	-	-
FRAUD	75	13	7	2	4	62	53	1	8
AUTO THEFT	3	-	-	-	-	3	3	-	-
FORGERY, COUNTERFEIT.	61	12	10	1	1	49	42	-	7
SEX OFFENSES	-	-	-	-	-	-	-	-	-
MARIHUANA	72	31	21	-	10	41	19	1	21
NARCOTICS	43	6	5	-	1	37	23	1	13
WEAPONS AND FIREARMS	14	3	1	-	2	11	8	-	3
ESCAPE	7	3	3	-	-	4	3	1	-
OTHER GENERAL OFFENSES	19	10	9	-	1	9	7	-	2
IMMIGRATION LAWS	8	-	-	-	-	8	8	-	-
LIQUOR, INTERNAL REV.	-	-	-	-	-	-	-	-	-
SELECTIVE SERVICE ACT	-	-	-	-	-	-	-	-	-
OTHER SPECIAL OFFENSES (FEDERAL STATUTES)	93	18	10	-	8	75	66	4	5
FLORIDA SOUTHERN									
TOTAL	835	179	122	15	42	656	471	48	137
HOMICIDE	-	-	-	-	-	-	-	-	-
ROBBERY	11	1	-	-	1	10	8	-	2
ASSAULT	4	2	2	-	-	2	1	1	-
BURGLARY	-	-	-	-	-	-	-	-	-
LARCENY AND THEFT	28	3	3	-	-	25	23	-	2
EMBEZZLEMENT	25	1	1	-	-	24	23	-	1
FRAUD	94	21	15	1	5	73	60	4	9
AUTO THEFT	1	1	1	-	-	-	-	-	-
FORGERY, COUNTERFEIT.	79	11	8	1	2	68	59	2	7
SEX OFFENSES	-	-	-	-	-	-	-	-	-
MARIHUANA	138	34	21	9	4	104	34	25	45
NARCOTICS	276	58	41	1	16	218	157	12	49
WEAPONS AND FIREARMS	25	11	7	-	4	14	11	1	2
ESCAPE	6	1	1	-	-	5	3	-	2
OTHER GENERAL OFFENSES	29	13	8	2	3	16	7	-	9
IMMIGRATION LAWS	68	16	9	-	7	52	43	3	6
LIQUOR, INTERNAL REV.	-	-	-	-	-	-	-	-	-
SELECTIVE SERVICE ACT	-	-	-	-	-	-	-	-	-
OTHER SPECIAL OFFENSES (FEDERAL STATUTES)	51	6	5	1	-	45	42	-	3
GEORGIA NORTHERN									
TOTAL	376	63	48	1	14	313	233	13	67
HOMICIDE	4	2	1	-	1	2	2	-	-
ROBBERY	9	2	2	-	-	7	4	-	3
ASSAULT	6	1	-	-	1	5	3	-	2
BURGLARY	-	-	-	-	-	-	-	-	-
LARCENY AND THEFT	19	3	2	-	1	16	14	-	2
EMBEZZLEMENT	22	3	2	-	1	19	19	-	-
FRAUD	112	18	12	-	6	94	78	1	15
AUTO THEFT	21	2	2	-	-	19	17	-	2
FORGERY, COUNTERFEIT.	33	-	-	-	-	33	26	-	7
SEX OFFENSES	1	-	-	-	-	1	1	-	-
MARIHUANA	2	-	-	-	-	2	1	-	1
NARCOTICS	55	12	11	-	1	43	16	10	17
WEAPONS AND FIREARMS	27	6	5	-	1	21	17	-	4
ESCAPE	15	3	2	-	1	12	8	-	4
OTHER GENERAL OFFENSES	19	7	5	1	1	12	5	-	7
IMMIGRATION LAWS	1	-	-	-	-	1	1	-	-
LIQUOR, INTERNAL REV.	-	-	-	-	-	-	-	-	-
SELECTIVE SERVICE ACT	-	-	-	-	-	-	-	-	-
OTHER SPECIAL OFFENSES (FEDERAL STATUTES)	30	4	4	-	-	26	21	2	3

TABLE 1
UNITED STATES DISTRICT COURTS
CRIMINAL DEFENDANTS DISPOSED OF BY TYPE OF DISPOSITION
TWELVE MONTH PERIOD ENDED JUNE 30, 1980.

DISTRICT AND OFFENSE	TOTAL DEFEN-DANTS	NOT CONVICTED				CONVICTED AND SENTENCED			
		TOTAL	DIS-MISSED	ACQUITTED BY		TOTAL	PLEA OF GUILTY OR NOLO CON-TENDERE	CONVICTED BY	
				COURT	JURY			COURT	JURY
GEORGIA MIDDLE									
TOTAL	1,180	76	36	26	14	1,104	1,028	48	28
HOMICIDE	-	-	-	-	-	-	-	-	-
ROBBERY	8	2	2	-	-	6	5	-	1
ASSAULT	4	-	-	-	-	4	4	-	-
BURGLARY	-	-	-	-	-	-	-	-	-
LARCENY AND THEFT	21	5	4	-	1	16	14	1	1
EMBEZZLEMENT	2	-	-	-	-	2	2	-	-
FRAUD	24	2	1	-	1	22	18	2	2
AUTO THEFT	12	9	9	-	-	3	1	-	2
FORGERY, COUNTERFEIT.	9	1	1	-	-	8	6	-	2
SEX OFFENSES	-	-	-	-	-	-	-	-	-
MARIHUANA	13	3	1	-	2	10	4	1	5
NARCOTICS	21	7	2	-	5	14	3	-	11
WEAPONS AND FIREARMS	6	-	-	-	-	6	5	-	1
ESCAPE	1	-	-	-	-	1	1	-	-
OTHER GENERAL OFFENSES	1,004	31	-	26	5	973	928	43	2
IMMIGRATION LAWS	-	-	-	-	-	-	-	-	-
LIQUOR, INTERNAL REV.	-	-	-	-	-	-	-	-	-
SELECTIVE SERVICE ACT	-	-	-	-	-	-	-	-	-
OTHER SPECIAL OFFENSES (FEDERAL STATUTES)	55	16	16	-	-	39	37	1	1
GEORGIA SOUTHERN									
TOTAL	804	103	34	66	3	701	70	597	34
HOMICIDE	-	-	-	-	-	-	-	-	-
ROBBERY	6	1	1	-	-	5	3	-	2
ASSAULT	3	2	2	-	-	1	-	-	1
BURGLARY	-	-	-	-	-	-	-	-	-
LARCENY AND THEFT	22	4	2	1	1	18	14	3	1
EMBEZZLEMENT	13	2	-	-	2	11	8	-	3
FRAUD	22	3	3	-	-	19	16	3	-
AUTO THEFT	5	1	1	-	-	4	4	-	-
FORGERY, COUNTERFEIT.	7	-	-	-	-	7	3	1	3
SEX OFFENSES	-	-	-	-	-	-	-	-	-
MARIHUANA	23	3	2	1	-	20	4	-	16
NARCOTICS	12	1	1	-	-	11	6	-	5
WEAPONS AND FIREARMS	9	1	1	-	-	8	6	-	2
ESCAPE	-	-	-	-	-	-	-	-	-
OTHER GENERAL OFFENSES	668	78	14	64	-	590	4	585	1
IMMIGRATION LAWS	-	-	-	-	-	-	-	-	-
LIQUOR, INTERNAL REV.	-	-	-	-	-	-	-	-	-
SELECTIVE SERVICE ACT	-	-	-	-	-	-	-	-	-
OTHER SPECIAL OFFENSES (FEDERAL STATUTES)	14	7	7	-	-	7	2	5	-
LOUISIANA EASTERN									
TOTAL	379	65	50	3	12	314	251	13	50
HOMICIDE	-	-	-	-	-	-	-	-	-
ROBBERY	11	1	1	-	-	10	8	-	2
ASSAULT	1	1	1	-	-	-	-	-	-
BURGLARY	-	-	-	-	-	-	-	-	-
LARCENY AND THEFT	72	4	3	-	1	68	65	3	-
EMBEZZLEMENT	21	2	2	-	-	19	19	-	-
FRAUD	53	10	8	1	1	43	34	2	7
AUTO THEFT	-	-	-	-	-	-	-	-	-
FORGERY, COUNTERFEIT.	15	1	1	-	-	14	13	-	1
SEX OFFENSES	-	-	-	-	-	-	-	-	-
MARIHUANA	29	8	7	1	-	21	1	6	14
NARCOTICS	47	6	6	-	-	41	28	-	13
WEAPONS AND FIREARMS	14	4	3	-	1	10	9	-	1
ESCAPE	4	-	-	-	-	4	4	-	-
OTHER GENERAL OFFENSES	26	8	5	1	2	18	8	1	9
IMMIGRATION LAWS	32	-	-	-	-	32	31	1	-
LIQUOR, INTERNAL REV.	-	-	-	-	-	-	-	-	-
SELECTIVE SERVICE ACT	-	-	-	-	-	-	-	-	-
OTHER SPECIAL OFFENSES (FEDERAL STATUTES)	54	20	13	-	7	34	31	-	3

TABLE 1
UNITED STATES DISTRICT COURTS
CRIMINAL DEFENDANTS DISPOSED OF BY TYPE OF DISPOSITION
TWELVE MONTH PERIOD ENDED JUNE 30, 1980.

DISTRICT AND OFFENSE	TOTAL DEFEN-DANTS	NOT CONVICTED				CONVICTED AND SENTENCED			
		TOTAL	DIS-MISSED	ACQUITTED BY		TOTAL	PLEA OF GUILTY OR NOLO CON-TENDERE	CONVICTED BY	
				COURT	JURY			COURT	JURY
LOUISIANA MIDDLE									
TOTAL	55	6	5	-	1	49	37	1	11
HOMICIDE	1	1	1	-	-	-	-	-	-
ROBBERY	-	-	-	-	-	-	-	-	-
ASSAULT	-	-	-	-	-	-	-	-	-
BURGLARY	-	-	-	-	-	-	-	-	-
LARCENY AND THEFT	7	-	-	-	-	7	7	-	-
EMBEZZLEMENT	10	-	-	-	-	10	7	-	3
FRAUD	10	1	1	-	-	9	8	1	-
AUTO THEFT	1	-	-	-	-	1	-	-	1
FORGERY, COUNTERFEIT.	2	1	1	-	-	1	1	-	-
SEX OFFENSES	-	-	-	-	-	-	-	-	-
MARIHUANA	3	-	-	-	-	3	3	-	-
NARCOTICS	7	1	1	-	-	6	6	-	-
WEAPONS AND FIREARMS	1	-	-	-	-	1	1	-	-
ESCAPE	-	-	-	-	-	-	-	-	-
OTHER GENERAL OFFENSES	8	2	1	-	1	6	1	-	5
IMMIGRATION LAWS	2	-	-	-	-	2	2	-	-
LIQUOR, INTERNAL REV.	-	-	-	-	-	-	-	-	-
SELECTIVE SERVICE ACT	-	-	-	-	-	-	-	-	-
OTHER SPECIAL OFFENSES (FEDERAL STATUTES)	3	-	-	-	-	3	1	-	2
LOUISIANA WESTERN									
TOTAL	206	42	35	2	5	164	147	2	15
HOMICIDE	1	-	-	-	-	1	1	-	-
ROBBERY	2	1	1	-	-	1	1	-	-
ASSAULT	1	-	-	-	-	1	1	-	-
BURGLARY	2	1	1	-	-	1	1	-	-
LARCENY AND THEFT	32	4	1	2	1	28	26	1	1
EMBEZZLEMENT	19	3	3	-	-	16	15	-	1
FRAUD	19	-	-	-	-	19	15	-	4
AUTO THEFT	10	3	2	-	1	7	7	-	-
FORGERY, COUNTERFEIT.	21	2	2	-	-	19	16	-	3
SEX OFFENSES	-	-	-	-	-	-	-	-	-
MARIHUANA	3	-	-	-	-	3	1	-	2
NARCOTICS	16	5	5	-	-	11	11	-	-
WEAPONS AND FIREARMS	6	2	2	-	-	6	5	-	1
ESCAPE	10	-	-	-	-	10	7	-	3
OTHER GENERAL OFFENSES	13	6	6	-	-	7	6	1	-
IMMIGRATION LAWS	2	1	1	-	-	1	1	-	-
LIQUOR, INTERNAL REV.	-	-	-	-	-	-	-	-	-
SELECTIVE SERVICE ACT	-	-	-	-	-	-	-	-	-
OTHER SPECIAL OFFENSES (FEDERAL STATUTES)	47	14	11	-	3	33	33	-	-
MISSISSIPPI NORTHERN									
TOTAL	44	8	3	-	5	36	30	-	6
HOMICIDE	-	-	-	-	-	-	-	-	-
ROBBERY	5	-	-	-	-	5	5	-	-
ASSAULT	1	-	-	-	-	1	-	-	1
BURGLARY	-	-	-	-	-	-	-	-	-
LARCENY AND THEFT	3	1	-	-	1	2	1	-	1
EMBEZZLEMENT	1	-	-	-	-	1	1	-	-
FRAUD	14	2	-	-	2	12	11	-	1
AUTO THEFT	-	-	-	-	-	-	-	-	-
FORGERY, COUNTERFEIT.	10	-	-	-	-	10	8	-	2
SEX OFFENSES	-	-	-	-	-	-	-	-	-
MARIHUANA	-	-	-	-	-	-	-	-	-
NARCOTICS	-	-	-	-	-	-	-	-	-
WEAPONS AND FIREARMS	6	2	2	-	-	4	3	-	1
ESCAPE	2	2	1	-	1	-	-	-	-
OTHER GENERAL OFFENSES	-	-	-	-	-	-	-	-	-
IMMIGRATION LAWS	-	-	-	-	-	-	-	-	-
LIQUOR, INTERNAL REV.	-	-	-	-	-	-	-	-	-
SELECTIVE SERVICE ACT	-	-	-	-	-	-	-	-	-
OTHER SPECIAL OFFENSES (FEDERAL STATUTES)	2	1	-	-	1	1	1	-	-

TABLE 1
UNITED STATES DISTRICT COURTS
CRIMINAL DEFENDANTS DISPOSED OF BY TYPE OF DISPOSITION
TWELVE MONTH PERIOD ENDED JUNE 30, 1980.

DISTRICT AND OFFENSE	TOTAL DEFENDANTS	NOT CONVICTED				CONVICTED AND SENTENCED			
		TOTAL	DIS-MISSED	ACQUITTED BY		TOTAL	PLEA OF GUILTY OR NOLO CON-TENDERE	CONVICTED BY	
				COURT	JURY			COURT	JURY
MISSISSIPPI SOUTHERN TOTAL	87	8	4	-	4	79	74	-	5
HOMICIDE	-	-	-	-	-	-	-	-	-
ROBBERY	-	-	-	-	-	-	-	-	-
ASSAULT	1	-	-	-	-	1	1	-	-
BURGLARY	-	-	-	-	-	-	-	-	-
LARCENY AND THEFT	15	-	-	-	-	15	15	-	-
EMBEZZLEMENT	5	-	-	-	-	5	5	-	-
FRAUD	30	2	2	-	-	28	26	-	2
AUTO THEFT	1	1	1	-	-	-	-	-	-
FORGERY, COUNTERFEIT.	8	-	-	-	-	8	7	-	1
SEX OFFENSES	-	-	-	-	-	-	-	-	-
MARIHUANA	1	-	-	-	-	1	-	-	1
NARCOTICS	1	-	-	-	-	1	1	-	-
WEAPONS AND FIREARMS	3	-	-	-	-	3	2	-	1
ESCAPE	-	-	-	-	-	-	-	-	-
OTHER GENERAL OFFENSES	5	1	1	-	-	4	4	-	-
IMMIGRATION LAWS	-	-	-	-	-	-	-	-	-
LIQUOR, INTERNAL REV.	-	-	-	-	-	-	-	-	-
SELECTIVE SERVICE ACT	-	-	-	-	-	-	-	-	-
OTHER SPECIAL OFFENSES (FEDERAL STATUTES)	17	4	-	-	4	13	13	-	-
TEXAS NORTHERN TOTAL	580	105	89	-	16	475	411	11	53
HOMICIDE	-	-	-	-	-	-	-	-	-
ROBBERY	20	1	1	-	-	19	19	-	-
ASSAULT	2	1	1	-	-	1	1	-	-
BURGLARY	1	1	-	-	1	-	-	-	-
LARCENY AND THEFT	89	15	15	-	-	74	68	2	4
EMBEZZLEMENT	33	1	1	-	-	32	32	-	-
FRAUD	131	33	26	-	7	98	74	4	20
AUTO THEFT	7	-	-	-	-	7	7	-	-
FORGERY, COUNTERFEIT.	72	11	11	-	-	61	56	3	2
SEX OFFENSES	-	-	-	-	-	-	-	-	-
MARIHUANA	33	6	5	-	1	27	24	1	2
NARCOTICS	87	23	19	-	4	64	46	-	18
WEAPONS AND FIREARMS	13	1	-	-	1	12	9	1	2
ESCAPE	33	5	5	-	-	28	28	-	-
OTHER GENERAL OFFENSES	15	2	2	-	-	13	8	-	5
IMMIGRATION LAWS	18	1	1	-	-	17	17	-	-
LIQUOR, INTERNAL REV.	-	-	-	-	-	-	-	-	-
SELECTIVE SERVICE ACT	-	-	-	-	-	-	-	-	-
OTHER SPECIAL OFFENSES (FEDERAL STATUTES)	26	4	2	-	2	22	22	-	-
TEXAS EASTERN TOTAL	209	32	20	-	12	177	146	-	31
HOMICIDE	-	-	-	-	-	-	-	-	-
ROBBERY	1	-	-	-	-	1	1	-	-
ASSAULT	1	-	-	-	-	1	1	-	-
BURGLARY	-	-	-	-	-	-	-	-	-
LARCENY AND THEFT	38	2	2	-	-	36	36	-	-
EMBEZZLEMENT	13	1	-	-	1	12	10	-	2
FRAUD	24	4	4	-	-	20	17	-	3
AUTO THEFT	6	4	2	-	2	2	1	-	1
FORGERY, COUNTERFEIT.	31	3	3	-	-	28	26	-	2
SEX OFFENSES	-	-	-	-	-	-	-	-	-
MARIHUANA	16	2	1	-	1	14	7	-	7
NARCOTICS	11	1	1	-	-	10	10	-	-
WEAPONS AND FIREARMS	7	3	1	-	2	4	4	-	-
ESCAPE	4	-	-	-	-	4	4	-	-
OTHER GENERAL OFFENSES	30	8	3	-	5	22	11	-	11
IMMIGRATION LAWS	1	1	1	-	-	-	-	-	-
LIQUOR, INTERNAL REV.	-	-	-	-	-	-	-	-	-
SELECTIVE SERVICE ACT	-	-	-	-	-	-	-	-	-
OTHER SPECIAL OFFENSES (FEDERAL STATUTES)	26	3	2	-	1	23	18	-	5

TABLE 1
UNITED STATES DISTRICT COURTS
CRIMINAL DEFENDANTS DISPOSED OF BY TYPE OF DISPOSITION
TWELVE MONTH PERIOD ENDED JUNE 30, 1980.

DISTRICT AND OFFENSE	TOTAL DEFENDANTS	NOT CONVICTED				CONVICTED AND SENTENCED			
		TOTAL	DIS-MISSED	ACQUITTED BY		TOTAL	PLEA OF GUILTY OR NOLO CON-TENDERE	CONVICTED BY	
				COURT	JURY			COURT	JURY
TEXAS SOUTHERN TOTAL	1,643	320	277	2	41	1,323	1,183	21	119
HOMICIDE	-	-	-	-	-	-	-	-	-
ROBBERY	12	2	2	-	-	10	9	-	1
ASSAULT	9	2	1	-	1	7	5	-	2
BURGLARY	-	-	-	-	-	-	-	-	-
LARCENY AND THEFT	36	4	3	-	1	32	23	4	5
EMBEZZLEMENT	42	7	7	-	-	35	31	-	4
FRAUD	124	23	20	1	2	101	86	-	15
AUTO THEFT	15	8	8	-	-	7	7	-	-
FORGERY, COUNTERFEIT.	38	7	5	-	2	31	27	1	3
SEX OFFENSES	1	-	-	-	-	1	-	-	1
MARIHUANA	206	57	52	-	5	149	108	4	37
NARCOTICS	209	64	58	-	6	145	118	4	23
WEAPONS AND FIREARMS	48	13	10	-	3	35	27	1	7
ESCAPE	33	5	5	-	-	28	27	-	1
OTHER GENERAL OFFENSES	29	15	11	-	4	14	10	-	4
IMMIGRATION LAWS	750	90	80	1	9	660	644	6	10
LIQUOR, INTERNAL REV.	-	-	-	-	-	-	-	-	-
SELECTIVE SERVICE ACT	-	-	-	-	-	-	-	-	-
OTHER SPECIAL OFFENSES (FEDERAL STATUTES)	91	23	15	-	8	68	61	1	6
TEXAS WESTERN TOTAL	798	187	165	4	18	611	498	32	81
HOMICIDE	1	1	1	-	-	-	-	-	-
ROBBERY	17	1	1	-	-	16	15	-	1
ASSAULT	11	2	1	-	1	9	6	-	3
BURGLARY	-	-	-	-	-	-	-	-	-
LARCENY AND THEFT	97	13	12	1	-	84	72	7	5
EMBEZZLEMENT	16	2	2	-	-	14	13	-	1
FRAUD	54	16	14	-	2	38	29	-	9
AUTO THEFT	4	1	1	-	-	3	2	1	-
FORGERY, COUNTERFEIT.	45	12	11	-	1	33	33	-	-
SEX OFFENSES	2	1	1	-	-	1	1	-	-
MARIHUANA	141	38	31	3	4	103	71	13	19
NARCOTICS	96	16	16	-	2	78	63	3	12
WEAPONS AND FIREARMS	36	13	12	-	1	23	16	3	4
ESCAPE	20	9	9	-	-	11	9	-	2
OTHER GENERAL OFFENSES	24	8	8	-	-	16	10	-	6
IMMIGRATION LAWS	188	41	39	-	2	147	128	4	15
LIQUOR, INTERNAL REV.	2	-	-	-	-	2	2	-	-
SELECTIVE SERVICE ACT	-	-	-	-	-	-	-	-	-
OTHER SPECIAL OFFENSES (FEDERAL STATUTES)	44	11	6	-	5	33	28	1	4
CANAL ZONE TOTAL	164	69	61	5	3	95	74	10	11
HOMICIDE	1	1	-	-	1	-	-	-	-
ROBBERY	1	-	-	-	-	1	1	-	-
ASSAULT	6	4	3	-	1	2	1	-	1
BURGLARY	37	11	9	2	-	26	22	3	1
LARCENY AND THEFT	30	11	10	1	-	19	13	3	3
EMBEZZLEMENT	-	-	-	-	-	-	-	-	-
FRAUD	9	4	4	-	-	5	5	-	-
AUTO THEFT	-	-	-	-	-	-	-	-	-
FORGERY, COUNTERFEIT.	3	1	-	1	-	2	2	-	-
SEX OFFENSES	5	-	-	-	-	5	5	-	-
MARIHUANA	44	21	20	-	1	23	17	1	5
NARCOTICS	7	4	4	-	-	3	3	-	-
WEAPONS AND FIREARMS	-	-	-	-	-	-	-	-	-
ESCAPE	2	2	2	-	-	-	-	-	-
OTHER GENERAL OFFENSES	15	8	7	1	-	7	3	3	1
IMMIGRATION LAWS	1	1	1	-	-	-	-	-	-
LIQUOR, INTERNAL REV.	-	-	-	-	-	-	-	-	-
SELECTIVE SERVICE ACT	-	-	-	-	-	-	-	-	-
OTHER SPECIAL OFFENSES (FEDERAL STATUTES)	3	1	1	-	-	2	2	-	-

TABLE 1
UNITED STATES DISTRICT COURTS
CRIMINAL DEFENDANTS DISPOSED OF BY TYPE OF DISPOSITION
TWELVE MONTH PERIOD ENDED JUNE 30, 1980.

DISTRICT AND OFFENSE	TOTAL DEFEN-DANTS	NOT CONVICTED				CONVICTED AND SENTENCED			
		TOTAL	DIS-MISSED	ACQUITTED BY		TOTAL	PLEA OF GUILTY OR NOLO CON-TENDERE	CONVICTED BY	
				COURT	JURY			COURT	JURY
KENTUCKY EASTERN TOTAL	257	63	47	-	16	194	125	7	62
HOMICIDE	-	-	-	-	-	-	-	-	-
ROBBERY	19	-	-	-	-	19	10	-	9
ASSAULT	4	1	1	-	-	3	1	2	-
BURGLARY	5	2	2	-	-	3	3	-	-
LARCENY AND THEFT	20	6	5	-	1	14	8	-	6
EMBEZZLEMENT	11	3	1	-	2	8	8	-	-
FRAUD	24	5	4	-	1	19	12	-	7
AUTO THEFT	17	5	5	-	-	12	8	-	4
FORGERY, COUNTERFEIT,	11	3	3	-	-	8	7	-	1
SEX OFFENSES	-	-	-	-	-	-	-	-	-
MARIHUANA	1	-	-	-	-	1	1	-	-
NARCOTICS	11	3	2	-	1	8	6	-	2
WEAPONS AND FIREARMS	40	15	10	-	5	25	7	2	16
ESCAPE	23	3	3	-	-	20	16	-	4
OTHER GENERAL OFFENSES	26	9	7	-	2	17	7	-	10
IMMIGRATION LAWS	3	-	-	-	-	3	3	-	-
LIQUOR, INTERNAL REV.	-	-	-	-	-	-	-	-	-
SELECTIVE SERVICE ACT	-	-	-	-	-	-	-	-	-
OTHER SPECIAL OFFENSES (FEDERAL STATUTES)	42	8	4	-	4	34	28	3	3
KENTUCKY WESTERN TOTAL	543	119	95	-	24	424	383	20	21
HOMICIDE	4	-	-	-	-	4	3	1	-
ROBBERY	11	1	1	-	-	10	7	-	3
ASSAULT	18	1	1	-	-	17	14	2	1
BURGLARY	2	-	-	-	-	2	1	-	1
LARCENY AND THEFT	256	58	45	-	13	198	184	10	4
EMBEZZLEMENT	12	2	2	-	-	10	10	-	-
FRAUD	41	9	3	-	6	32	29	-	3
AUTO THEFT	18	4	4	-	-	14	13	-	1
FORGERY, COUNTERFEIT,	36	7	6	-	1	29	26	-	1
SEX OFFENSES	7	2	2	-	-	5	2	1	2
MARIHUANA	29	8	8	-	-	21	19	1	1
NARCOTICS	14	1	1	-	-	13	12	-	1
WEAPONS AND FIREARMS	17	3	2	-	1	14	13	1	-
ESCAPE	12	-	-	-	-	12	12	-	-
OTHER GENERAL OFFENSES	31	9	7	-	2	22	17	3	2
IMMIGRATION LAWS	2	1	1	-	-	1	1	-	-
LIQUOR, INTERNAL REV.	2	1	1	-	-	1	1	-	-
SELECTIVE SERVICE ACT	-	-	-	-	-	-	-	-	-
OTHER SPECIAL OFFENSES (FEDERAL STATUTES)	31	12	11	-	1	19	17	1	1
MICHIGAN EASTERN TOTAL	702	178	153	1	24	524	438	6	80
HOMICIDE	-	-	-	-	-	-	-	-	-
ROBBERY	14	4	4	-	-	10	9	-	1
ASSAULT	11	6	4	1	1	5	3	2	-
BURGLARY	-	-	-	-	-	-	-	-	-
LARCENY AND THEFT	49	11	10	-	1	38	34	-	4
EMBEZZLEMENT	16	5	5	-	-	11	10	-	1
FRAUD	183	34	23	-	11	149	137	-	12
AUTO THEFT	13	4	3	-	1	9	8	-	1
FORGERY, COUNTERFEIT,	90	24	24	-	-	66	58	-	8
SEX OFFENSES	1	1	1	-	-	-	-	-	-
MARIHUANA	7	1	1	-	-	6	6	-	-
NARCOTICS	136	45	43	-	2	91	63	2	26
WEAPONS AND FIREARMS	23	6	6	-	-	17	14	1	2
ESCAPE	1	-	-	-	-	1	1	-	-
OTHER GENERAL OFFENSES	39	6	3	-	3	33	20	1	12
IMMIGRATION LAWS	29	7	7	-	-	22	21	-	1
LIQUOR, INTERNAL REV.	-	-	-	-	-	-	-	-	-
SELECTIVE SERVICE ACT	-	-	-	-	-	-	-	-	-
OTHER SPECIAL OFFENSES (FEDERAL STATUTES)	90	24	19	-	5	66	54	-	12

TABLE 1
UNITED STATES DISTRICT COURTS
CRIMINAL DEFENDANTS DISPOSED OF BY TYPE OF DISPOSITION
TWELVE MONTH PERIOD ENDED JUNE 30, 1980.

DISTRICT AND OFFENSE	TOTAL DEFEN-DANTS	NOT CONVICTED				CONVICTED AND SENTENCED			
		TOTAL	DIS-MISSED	ACQUITTED BY		TOTAL	PLEA OF GUILTY OR NOLO CON-TENDERE	CONVICTED BY	
				COURT	JURY			COURT	JURY
MICHIGAN WESTERN TOTAL	209	58	46	1	12	151	124	3	24
HOMICIDE	-	-	-	-	-	-	-	-	-
ROBBERY	7	1	-	1	-	6	4	-	2
ASSAULT	4	-	-	-	-	4	3	-	1
BURGLARY	-	-	-	-	-	-	-	-	-
LARCENY AND THEFT	15	3	3	-	-	15	14	-	1
EMBEZZLEMENT	14	-	-	-	-	14	14	-	-
FRAUD	51	16	9	-	7	35	29	1	5
AUTO THEFT	-	-	-	-	-	-	-	-	-
FORGERY, COUNTERFEIT,	8	2	2	-	-	6	6	-	-
SEX OFFENSES	2	-	-	-	-	2	2	-	-
MARIHUANA	17	6	5	-	1	11	9	-	2
NARCOTICS	53	22	19	-	3	31	19	1	11
WEAPONS AND FIREARMS	5	3	3	-	-	2	2	-	-
ESCAPE	-	-	-	-	-	-	-	-	-
OTHER GENERAL OFFENSES	12	3	3	-	-	9	8	1	-
IMMIGRATION LAWS	3	-	-	-	-	3	3	-	-
LIQUOR, INTERNAL REV.	-	-	-	-	-	-	-	-	-
SELECTIVE SERVICE ACT	-	-	-	-	-	-	-	-	-
OTHER SPECIAL OFFENSES (FEDERAL STATUTES)	15	2	1	-	1	13	11	-	2
OHIO NORTHERN TOTAL	346	43	38	-	5	303	273	2	28
HOMICIDE	1	-	-	-	-	1	-	-	1
ROBBERY	38	3	3	-	-	35	28	-	7
ASSAULT	2	1	1	-	-	1	1	-	-
BURGLARY	-	-	-	-	-	-	-	-	-
LARCENY AND THEFT	56	4	3	-	1	52	47	1	4
EMBEZZLEMENT	29	3	3	-	-	26	26	-	-
FRAUD	80	11	8	-	3	69	64	-	5
AUTO THEFT	15	3	3	-	-	12	12	-	-
FORGERY, COUNTERFEIT,	40	6	6	-	-	34	32	-	2
SEX OFFENSES	-	-	-	-	-	-	-	-	-
MARIHUANA	-	-	-	-	-	-	-	-	-
NARCOTICS	29	2	2	-	-	27	25	-	2
WEAPONS AND FIREARMS	21	1	1	-	-	20	19	-	1
ESCAPE	1	-	-	-	-	1	1	-	-
OTHER GENERAL OFFENSES	16	3	2	-	1	13	9	-	4
IMMIGRATION LAWS	1	-	-	-	-	1	1	-	-
LIQUOR, INTERNAL REV.	2	-	-	-	-	2	2	-	-
SELECTIVE SERVICE ACT	-	-	-	-	-	-	-	-	-
OTHER SPECIAL OFFENSES (FEDERAL STATUTES)	15	6	6	-	-	9	6	1	2
OHIO SOUTHERN TOTAL	254	24	22	-	2	230	200	-	30
HOMICIDE	1	-	-	-	-	1	-	-	1
ROBBERY	30	1	1	-	-	29	26	-	3
ASSAULT	-	-	-	-	-	-	-	-	-
BURGLARY	1	-	-	-	-	1	1	-	-
LARCENY AND THEFT	42	4	4	-	-	38	34	-	4
EMBEZZLEMENT	29	1	-	-	1	28	23	-	5
FRAUD	57	8	8	-	-	49	46	-	3
AUTO THEFT	7	-	-	-	-	7	7	-	-
FORGERY, COUNTERFEIT,	35	6	5	-	1	29	20	-	9
SEX OFFENSES	-	-	-	-	-	-	-	-	-
MARIHUANA	-	-	-	-	-	-	-	-	-
NARCOTICS	18	2	2	-	-	16	16	-	-
WEAPONS AND FIREARMS	5	-	-	-	-	5	4	-	1
ESCAPE	3	1	1	-	-	2	2	-	-
OTHER GENERAL OFFENSES	9	1	1	-	-	8	8	-	-
IMMIGRATION LAWS	-	-	-	-	-	-	-	-	-
LIQUOR, INTERNAL REV.	-	-	-	-	-	-	-	-	-
SELECTIVE SERVICE ACT	-	-	-	-	-	-	-	-	-
OTHER SPECIAL OFFENSES (FEDERAL STATUTES)	17	-	-	-	-	17	13	-	4

TABLE 1
UNITED STATES DISTRICT COURTS
CRIMINAL DEFENDANTS DISPOSED OF BY TYPE OF DISPOSITION
TWELVE MONTH PERIOD ENDED JUNE 30, 1980.

DISTRICT AND OFFENSE	TOTAL DEFENDANTS	NOT CONVICTED				CONVICTED AND SENTENCED			
		TOTAL	DISMISSED	ACQUITTED BY		TOTAL	PLEA OF GUILTY OR NOLO CONTENDERE	CONVICTED BY	
				COURT	JURY			COURT	JURY
TENNESSEE EASTERN									
TOTAL	169	19	16	-	3	150	127	2	21
HOMICIDE	-	-	-	-	-	-	-	-	-
ROBBERY	20	-	-	-	-	20	17	-	3
ASSAULT	1	-	-	-	-	1	1	-	-
BURGLARY	-	-	-	-	-	-	-	-	-
LARCENY AND THEFT	23	2	1	-	1	21	15	-	6
EMBEZZLEMENT	6	-	-	-	-	6	6	-	-
FRAUD	27	3	2	-	1	24	19	-	5
AUTO THEFT	29	4	4	-	-	25	22	-	3
FORGERY, COUNTERFEIT.	13	2	2	-	-	11	10	-	1
SEX OFFENSES	1	-	-	-	-	1	1	-	-
MARIHUANA	1	-	-	-	-	1	1	-	-
NARCOTICS	9	5	5	-	-	4	3	-	1
WEAPONS AND FIREARMS	15	-	-	-	-	15	14	1	-
ESCAPE	5	1	1	-	-	4	4	-	-
OTHER GENERAL OFFENSES	3	-	-	-	-	3	2	-	1
IMMIGRATION LAWS	-	-	-	-	-	-	-	-	-
LIQUOR, INTERNAL REV.	-	-	-	-	-	-	-	-	-
SELECTIVE SERVICE ACT	-	-	-	-	-	-	-	-	-
OTHER SPECIAL OFFENSES (FEDERAL STATUTES)	16	2	1	-	1	14	12	1	1
TENNESSEE MIDDLE									
TOTAL	253	36	33	-	3	217	197	3	17
HOMICIDE	-	-	-	-	-	-	-	-	-
ROBBERY	12	1	1	-	-	11	10	-	1
ASSAULT	1	1	1	-	-	-	-	-	-
BURGLARY	-	-	-	-	-	-	-	-	-
LARCENY AND THEFT	26	3	2	-	1	23	21	1	1
EMBEZZLEMENT	9	2	2	-	-	7	7	-	-
FRAUD	42	5	5	-	-	37	34	-	3
AUTO THEFT	5	-	-	-	-	5	5	-	-
FORGERY, COUNTERFEIT.	21	2	2	-	-	19	16	-	3
SEX OFFENSES	-	-	-	-	-	-	-	-	-
MARIHUANA	5	1	1	-	-	4	4	-	-
NARCOTICS	14	4	4	-	-	10	8	-	2
WEAPONS AND FIREARMS	16	2	2	-	-	14	10	1	3
ESCAPE	4	-	-	-	-	4	3	-	1
OTHER GENERAL OFFENSES	65	11	9	-	2	54	50	1	3
IMMIGRATION LAWS	-	-	-	-	-	-	-	-	-
LIQUOR, INTERNAL REV.	-	-	-	-	-	-	-	-	-
SELECTIVE SERVICE ACT	-	-	-	-	-	-	-	-	-
OTHER SPECIAL OFFENSES (FEDERAL STATUTES)	33	4	4	-	-	29	29	-	-
TENNESSEE WESTERN									
TOTAL	340	71	58	1	12	269	213	5	51
HOMICIDE	1	-	-	-	-	1	1	-	-
ROBBERY	11	-	-	-	-	11	8	-	3
ASSAULT	7	1	1	-	-	6	1	3	2
BURGLARY	-	-	-	-	-	-	-	-	-
LARCENY AND THEFT	43	6	2	1	3	37	31	-	6
EMBEZZLEMENT	18	1	1	-	-	17	13	-	4
FRAUD	69	6	4	-	2	63	49	-	14
AUTO THEFT	2	-	-	-	-	2	2	-	-
FORGERY, COUNTERFEIT.	72	3	2	-	1	69	62	-	7
SEX OFFENSES	-	-	-	-	-	-	-	-	-
MARIHUANA	4	2	2	-	-	2	1	-	1
NARCOTICS	21	1	1	-	-	20	15	-	5
WEAPONS AND FIREARMS	6	-	-	-	-	6	4	-	2
ESCAPE	3	-	-	-	-	3	3	-	-
OTHER GENERAL OFFENSES	19	5	1	-	4	14	7	1	6
IMMIGRATION LAWS	2	-	-	-	-	2	1	1	-
LIQUOR, INTERNAL REV.	-	-	-	-	-	-	-	-	-
SELECTIVE SERVICE ACT	-	-	-	-	-	-	-	-	-
OTHER SPECIAL OFFENSES (FEDERAL STATUTES)	62	46	44	-	2	16	15	-	1

TABLE 1
UNITED STATES DISTRICT COURTS
CRIMINAL DEFENDANTS DISPOSED OF BY TYPE OF DISPOSITION
TWELVE MONTH PERIOD ENDED JUNE 30, 1980.

DISTRICT AND OFFENSE	TOTAL DEFENDANTS	NOT CONVICTED				CONVICTED AND SENTENCED			
		TOTAL	DISMISSED	ACQUITTED BY		TOTAL	PLEA OF GUILTY OR NOLO CONTENDERE	CONVICTED BY	
				COURT	JURY			COURT	JURY
ILLINOIS NORTHERN									
TOTAL	749	123	93	2	28	626	440	53	133
HOMICIDE	2	1	1	-	-	1	-	-	1
ROBBERY	20	-	-	-	-	20	15	-	5
ASSAULT	6	1	1	-	-	5	3	1	1
BURGLARY	-	-	-	-	-	-	-	-	-
LARCENY AND THEFT	81	10	8	1	1	71	54	7	10
EMBEZZLEMENT	40	7	7	-	-	33	29	2	2
FRAUD	180	22	17	-	5	158	110	9	39
AUTO THEFT	2	-	-	-	-	2	2	-	-
FORGERY, COUNTERFEIT.	54	3	3	-	-	51	42	4	5
SEX OFFENSES	5	1	1	-	-	4	1	-	3
MARIHUANA	8	1	1	-	-	7	5	-	2
NARCOTICS	152	39	27	1	11	113	58	20	35
WEAPONS AND FIREARMS	46	7	6	-	1	39	30	2	7
ESCAPE	4	-	-	-	-	4	4	-	-
OTHER GENERAL OFFENSES	52	19	17	-	2	33	17	3	13
IMMIGRATION LAWS	25	3	1	-	2	22	15	2	5
LIQUOR, INTERNAL REV.	-	-	-	-	-	-	-	-	-
SELECTIVE SERVICE ACT	1	1	1	-	-	-	-	-	-
OTHER SPECIAL OFFENSES (FEDERAL STATUTES)	71	8	2	-	6	63	55	3	5
ILLINOIS CENTRAL									
TOTAL	163	25	19	-	6	138	121	1	16
HOMICIDE	-	-	-	-	-	-	-	-	-
ROBBERY	1	1	1	-	-	-	-	-	-
ASSAULT	1	-	-	-	-	1	1	-	-
BURGLARY	-	-	-	-	-	-	-	-	-
LARCENY AND THEFT	9	4	4	-	-	5	5	-	-
EMBEZZLEMENT	17	1	-	-	1	16	15	-	1
FRAUD	39	4	1	-	3	35	29	-	6
AUTO THEFT	3	-	-	-	-	3	3	-	-
FORGERY, COUNTERFEIT.	22	5	4	-	1	17	16	-	1
SEX OFFENSES	1	-	-	-	-	1	1	-	-
MARIHUANA	4	1	-	-	1	3	3	-	-
NARCOTICS	15	1	1	-	-	14	10	-	4
WEAPONS AND FIREARMS	6	-	-	-	-	6	6	-	-
ESCAPE	2	-	-	-	-	2	2	-	-
OTHER GENERAL OFFENSES	9	1	1	-	-	8	4	1	3
IMMIGRATION LAWS	27	4	4	-	-	23	23	-	-
LIQUOR, INTERNAL REV.	-	-	-	-	-	-	-	-	-
SELECTIVE SERVICE ACT	-	-	-	-	-	-	-	-	-
OTHER SPECIAL OFFENSES (FEDERAL STATUTES)	7	3	3	-	-	4	3	-	1
ILLINOIS SOUTHERN									
TOTAL	141	34	31	-	3	107	91	-	16
HOMICIDE	3	-	-	-	-	3	1	-	2
ROBBERY	3	1	-	-	1	2	2	-	-
ASSAULT	3	1	1	-	-	2	2	-	-
BURGLARY	-	-	-	-	-	-	-	-	-
LARCENY AND THEFT	18	3	3	-	-	15	13	-	2
EMBEZZLEMENT	9	1	1	-	-	8	7	-	1
FRAUD	30	7	7	-	-	23	22	-	1
AUTO THEFT	14	3	3	-	-	11	9	-	2
FORGERY, COUNTERFEIT.	10	2	2	-	-	8	8	-	-
SEX OFFENSES	-	-	-	-	-	-	-	-	-
MARIHUANA	1	1	1	-	-	-	-	-	-
NARCOTICS	16	3	3	-	-	13	12	-	1
WEAPONS AND FIREARMS	9	6	5	-	1	3	3	-	-
ESCAPE	1	-	-	-	-	1	1	-	-
OTHER GENERAL OFFENSES	14	2	1	-	1	12	5	-	7
IMMIGRATION LAWS	2	1	1	-	-	1	1	-	-
LIQUOR, INTERNAL REV.	-	-	-	-	-	-	-	-	-
SELECTIVE SERVICE ACT	-	-	-	-	-	-	-	-	-
OTHER SPECIAL OFFENSES (FEDERAL STATUTES)	8	3	3	-	-	5	5	-	-

TABLE 1
UNITED STATES DISTRICT COURTS
CRIMINAL DEFENDANTS DISPOSED OF BY TYPE OF DISPOSITION
TWELVE MONTH PERIOD ENDED JUNE 30, 1980.

DISTRICT AND OFFENSE	TOTAL DEFENDANTS	NOT CONVICTED				CONVICTED AND SENTENCED			
		TOTAL	DISMISSED	ACQUITTED BY		TOTAL	PLEA OF GUILTY OR NOLO CONTENDERE	CONVICTED BY	
				COURT	JURY			COURT	JURY
INDIANA NORTHERN TOTAL	156	42	36	-	6	114	89	3	22
HOMICIDE	-	-	-	-	-	-	-	-	-
ROBBERY	10	1	1	-	-	9	6	1	2
ASSAULT	1	1	1	-	-	-	-	-	-
BURGLARY	-	-	-	-	-	-	-	-	-
LARCENY AND THEFT	16	4	4	-	-	12	12	-	-
EMBEZZLEMENT	7	-	-	-	-	7	6	1	-
FRAUD	27	3	2	-	1	24	17	-	7
AUTO THEFT	9	2	1	-	1	7	5	-	2
FORGERY, COUNTERFEIT.	15	6	6	-	-	9	8	-	1
SEX OFFENSES	-	-	-	-	-	-	-	-	-
MARIHUANA	1	1	1	-	-	-	-	-	-
NARCOTICS	37	12	9	-	3	25	17	-	8
WEAPONS AND FIREARMS	15	6	5	-	1	9	8	-	1
ESCAPE	2	-	-	-	-	2	1	-	1
OTHER GENERAL OFFENSES	6	3	3	-	-	3	3	-	-
IMMIGRATION LAWS	2	1	1	-	-	1	1	-	-
LIQUOR, INTERNAL REV.	-	-	-	-	-	-	-	-	-
SELECTIVE SERVICE ACT	-	-	-	-	-	-	-	-	-
OTHER SPECIAL OFFENSES (FEDERAL STATUTES)	8	2	2	-	-	6	5	1	-
INDIANA SOUTHERN TOTAL	236	28	18	2	8	208	185	5	18
HOMICIDE	-	-	-	-	-	-	-	-	-
ROBBERY	17	2	2	-	-	15	12	-	3
ASSAULT	6	2	2	-	-	4	2	-	2
BURGLARY	8	-	-	-	-	8	5	-	3
LARCENY AND THEFT	21	2	2	-	-	19	18	1	-
EMBEZZLEMENT	12	4	1	-	3	8	8	-	-
FRAUD	40	2	1	-	1	38	36	-	2
AUTO THEFT	14	2	2	-	-	12	9	-	3
FORGERY, COUNTERFEIT.	15	1	1	-	-	14	12	-	2
SEX OFFENSES	2	-	-	-	-	2	2	-	-
MARIHUANA	21	4	2	-	2	17	17	-	-
NARCOTICS	39	5	5	-	-	34	30	3	1
WEAPONS AND FIREARMS	3	-	-	-	-	3	2	1	-
ESCAPE	5	-	-	-	-	5	5	-	-
OTHER GENERAL OFFENSES	16	2	-	-	2	14	13	-	1
IMMIGRATION LAWS	1	-	-	-	-	1	1	-	-
LIQUOR, INTERNAL REV.	-	-	-	-	-	-	-	-	-
SELECTIVE SERVICE ACT	-	-	-	-	-	-	-	-	-
OTHER SPECIAL OFFENSES (FEDERAL STATUTES)	16	2	-	2	-	14	13	-	1
WISCONSIN EASTERN TOTAL	166	34	29	-	5	132	111	7	14
HOMICIDE	-	-	-	-	-	-	-	-	-
ROBBERY	6	1	1	-	-	5	5	-	-
ASSAULT	11	2	1	-	1	9	4	2	3
BURGLARY	1	-	-	-	-	1	-	1	-
LARCENY AND THEFT	18	4	3	-	1	14	13	1	-
EMBEZZLEMENT	20	3	3	-	-	17	15	-	2
FRAUD	50	8	6	-	2	42	36	1	5
AUTO THEFT	1	-	-	-	-	1	1	-	-
FORGERY, COUNTERFEIT.	14	4	4	-	-	10	10	-	-
SEX OFFENSES	1	1	1	-	-	-	-	-	-
MARIHUANA	2	-	-	-	-	2	2	-	-
NARCOTICS	15	5	4	-	1	10	6	1	3
WEAPONS AND FIREARMS	12	4	4	-	-	8	7	1	-
ESCAPE	1	-	-	-	-	1	1	-	-
OTHER GENERAL OFFENSES	6	2	2	-	-	4	3	-	1
IMMIGRATION LAWS	2	-	-	-	-	2	2	-	-
LIQUOR, INTERNAL REV.	-	-	-	-	-	-	-	-	-
SELECTIVE SERVICE ACT	-	-	-	-	-	-	-	-	-
OTHER SPECIAL OFFENSES (FEDERAL STATUTES)	6	-	-	-	-	6	6	-	-

TABLE 1
UNITED STATES DISTRICT COURTS
CRIMINAL DEFENDANTS DISPOSED OF BY TYPE OF DISPOSITION
TWELVE MONTH PERIOD ENDED JUNE 30, 1980.

DISTRICT AND OFFENSE	TOTAL DEFENDANTS	NOT CONVICTED				CONVICTED AND SENTENCED			
		TOTAL	DISMISSED	ACQUITTED BY		TOTAL	PLEA OF GUILTY OR NOLO CONTENDERE	CONVICTED BY	
				COURT	JURY			COURT	JURY
WISCONSIN WESTERN TOTAL	131	34	26	2	6	97	78	3	16
HOMICIDE	-	-	-	-	-	-	-	-	-
ROBBERY	5	-	-	-	-	5	5	-	-
ASSAULT	3	1	-	-	1	2	1	-	1
BURGLARY	-	-	-	-	-	-	-	-	-
LARCENY AND THEFT	18	2	1	-	1	16	12	-	4
EMBEZZLEMENT	6	-	-	-	-	6	6	-	-
FRAUD	33	6	5	-	1	27	21	-	6
AUTO THEFT	7	4	4	-	-	3	2	-	1
FORGERY, COUNTERFEIT.	5	-	-	-	-	5	3	1	1
SEX OFFENSES	2	-	-	-	-	2	1	-	1
MARIHUANA	-	-	-	-	-	-	-	-	-
NARCOTICS	-	-	-	-	-	-	-	-	-
WEAPONS AND FIREARMS	13	3	2	1	-	10	8	-	2
ESCAPE	9	4	1	-	3	5	5	-	-
OTHER GENERAL OFFENSES	8	4	4	-	-	4	4	-	-
IMMIGRATION LAWS	-	-	-	-	-	-	-	-	-
LIQUOR, INTERNAL REV.	-	-	-	-	-	-	-	-	-
SELECTIVE SERVICE ACT	-	-	-	-	-	-	-	-	-
OTHER SPECIAL OFFENSES (FEDERAL STATUTES)	22	10	9	1	-	12	10	2	-
ARKANSAS EASTERN TOTAL	199	28	20	1	7	171	136	6	29
HOMICIDE	-	-	-	-	-	-	-	-	-
ROBBERY	9	-	-	-	-	9	8	-	1
ASSAULT	1	1	1	-	-	-	-	-	-
BURGLARY	-	-	-	-	-	-	-	-	-
LARCENY AND THEFT	31	5	4	-	1	26	25	-	1
EMBEZZLEMENT	14	1	-	-	1	13	12	-	1
FRAUD	37	6	4	1	1	31	25	-	6
AUTO THEFT	4	-	-	-	-	4	3	-	1
FORGERY, COUNTERFEIT.	28	1	-	-	1	27	26	-	1
SEX OFFENSES	-	-	-	-	-	-	-	-	-
MARIHUANA	10	1	1	-	-	9	5	-	4
NARCOTICS	36	6	4	-	2	30	22	-	8
WEAPONS AND FIREARMS	3	1	1	-	-	2	-	-	2
ESCAPE	2	-	-	-	-	2	1	-	1
OTHER GENERAL OFFENSES	9	3	3	-	-	6	3	-	3
IMMIGRATION LAWS	-	-	-	-	-	-	-	-	-
LIQUOR, INTERNAL REV.	-	-	-	-	-	-	-	-	-
SELECTIVE SERVICE ACT	-	-	-	-	-	-	-	-	-
OTHER SPECIAL OFFENSES (FEDERAL STATUTES)	15	3	2	-	1	12	6	6	-
ARKANSAS WESTERN TOTAL	92	23	18	-	5	69	65	1	3
HOMICIDE	-	-	-	-	-	-	-	-	-
ROBBERY	2	1	1	-	-	1	1	-	-
ASSAULT	3	2	2	-	-	1	1	-	-
BURGLARY	1	1	1	-	-	-	-	-	-
LARCENY AND THEFT	26	4	3	-	1	22	20	-	2
EMBEZZLEMENT	14	4	2	-	2	10	9	1	-
FRAUD	19	4	3	-	1	15	14	-	1
AUTO THEFT	5	1	1	-	-	4	4	-	-
FORGERY, COUNTERFEIT.	9	2	2	-	-	7	7	-	-
SEX OFFENSES	1	-	-	-	-	1	1	-	-
MARIHUANA	3	1	1	-	-	2	2	-	-
NARCOTICS	-	-	-	-	-	-	-	-	-
WEAPONS AND FIREARMS	3	1	1	-	-	2	2	-	-
ESCAPE	1	-	-	-	-	1	1	-	-
OTHER GENERAL OFFENSES	1	1	1	-	-	-	-	-	-
IMMIGRATION LAWS	-	-	-	-	-	-	-	-	-
LIQUOR, INTERNAL REV.	-	-	-	-	-	-	-	-	-
SELECTIVE SERVICE ACT	-	-	-	-	-	-	-	-	-
OTHER SPECIAL OFFENSES (FEDERAL STATUTES)	4	1	-	-	1	3	3	-	-

TABLE 1
UNITED STATES DISTRICT COURTS
CRIMINAL DEFENDANTS DISPOSED OF BY TYPE OF DISPOSITION
TWELVE MONTH PERIOD ENDED JUNE 30, 1980.

DISTRICT AND OFFENSE	TOTAL DEFENDANTS	NOT CONVICTED				CONVICTED AND SENTENCED			
		TOTAL	DISMISSED	ACQUITTED BY		TOTAL	PLEA OF GUILTY OR NOLO CONTENDERE	CONVICTED BY	
				COURT	JURY			COURT	JURY
IOWA NORTHERN TOTAL	72	14	14	-	-	58	54	-	4
HOMICIDE	-	-	-	-	-	-	-	-	-
ROBBERY	3	1	1	-	-	2	2	-	-
ASSAULT	-	-	-	-	-	-	-	-	-
BURGLARY	-	-	-	-	-	-	-	-	-
LARCENY AND THEFT	4	2	2	-	-	2	2	-	-
EMBEZZLEMENT	4	-	-	-	-	4	4	-	-
FRAUD	25	6	6	-	-	19	17	-	2
AUTO THEFT	4	1	1	-	-	3	3	-	-
FORGERY, COUNTERFEIT.	3	-	-	-	-	3	3	-	-
SEX OFFENSES	-	-	-	-	-	-	-	-	-
MARIHUANA	-	-	-	-	-	-	-	-	-
NARCOTICS	8	1	1	-	-	7	6	-	1
WEAPONS AND FIREARMS	3	-	-	-	-	3	3	-	-
ESCAPE	1	1	1	-	-	-	-	-	-
OTHER GENERAL OFFENSES	5	2	2	-	-	3	3	-	-
IMMIGRATION LAWS	2	-	-	-	-	2	2	-	-
LIQUOR, INTERNAL REV.	-	-	-	-	-	-	-	-	-
SELECTIVE SERVICE ACT	-	-	-	-	-	-	-	-	-
OTHER SPECIAL OFFENSES (FEDERAL STATUTES)	10	-	-	-	-	10	9	-	1
IOWA SOUTHERN TOTAL	126	39	31	1	7	87	76	1	10
HOMICIDE	-	-	-	-	-	-	-	-	-
ROBBERY	3	2	2	-	-	1	1	-	-
ASSAULT	1	1	1	-	-	-	-	-	-
BURGLARY	-	-	-	-	-	-	-	-	-
LARCENY AND THEFT	23	8	7	-	1	15	13	-	2
EMBEZZLEMENT	3	-	-	-	-	3	3	-	-
FRAUD	37	12	7	-	5	25	21	1	3
AUTO THEFT	2	1	1	-	-	1	-	-	1
FORGERY, COUNTERFEIT.	3	-	-	-	-	3	2	-	1
SEX OFFENSES	-	-	-	-	-	-	-	-	-
MARIHUANA	2	2	2	-	-	-	-	-	-
NARCOTICS	7	-	-	-	-	7	5	-	2
WEAPONS AND FIREARMS	3	-	-	-	-	3	3	-	-
ESCAPE	4	1	1	-	-	3	3	-	-
OTHER GENERAL OFFENSES	5	4	3	1	-	1	-	-	1
IMMIGRATION LAWS	7	2	2	-	-	5	5	-	-
LIQUOR, INTERNAL REV.	-	-	-	-	-	-	-	-	-
SELECTIVE SERVICE ACT	-	-	-	-	-	-	-	-	-
OTHER SPECIAL OFFENSES (FEDERAL STATUTES)	26	6	5	-	1	20	20	-	-
MINNESOTA TOTAL	257	46	39	-	7	211	179	9	23
HOMICIDE	-	-	-	-	-	-	-	-	-
ROBBERY	31	6	5	-	1	25	20	-	5
ASSAULT	8	1	-	-	1	7	2	-	5
BURGLARY	-	-	-	-	-	-	-	-	-
LARCENY AND THEFT	8	2	2	-	-	6	6	-	-
EMBEZZLEMENT	15	1	1	-	-	14	12	-	2
FRAUD	42	6	4	-	2	36	33	-	3
AUTO THEFT	1	-	-	-	-	1	1	-	-
FORGERY, COUNTERFEIT.	7	2	2	-	-	5	4	1	-
SEX OFFENSES	-	-	-	-	-	-	-	-	-
MARIHUANA	9	2	2	-	-	7	5	-	2
NARCOTICS	80	8	8	-	-	72	64	2	6
WEAPONS AND FIREARMS	23	5	4	-	1	18	14	4	-
ESCAPE	10	1	1	-	-	9	9	-	-
OTHER GENERAL OFFENSES	5	5	3	-	2	-	-	-	-
IMMIGRATION LAWS	2	1	1	-	-	1	1	-	-
LIQUOR, INTERNAL REV.	-	-	-	-	-	-	-	-	-
SELECTIVE SERVICE ACT	-	-	-	-	-	-	-	-	-
OTHER SPECIAL OFFENSES (FEDERAL STATUTES)	16	6	6	-	-	10	8	2	-

TABLE 1
UNITED STATES DISTRICT COURTS
CRIMINAL DEFENDANTS DISPOSED OF BY TYPE OF DISPOSITION
TWELVE MONTH PERIOD ENDED JUNE 30, 1980.

DISTRICT AND OFFENSE	TOTAL DEFENDANTS	NOT CONVICTED				CONVICTED AND SENTENCED			
		TOTAL	DISMISSED	ACQUITTED BY		TOTAL	PLEA OF GUILTY OR NOLO CONTENDERE	CONVICTED BY	
				COURT	JURY			COURT	JURY
MISSOURI EASTERN TOTAL	218	25	18	-	7	193	153	9	31
HOMICIDE	-	-	-	-	-	-	-	-	-
ROBBERY	3	-	-	-	-	3	2	-	1
ASSAULT	1	1	1	-	-	-	-	-	-
BURGLARY	-	-	-	-	-	-	-	-	-
LARCENY AND THEFT	35	5	4	-	1	30	24	1	5
EMBEZZLEMENT	17	2	2	-	-	15	12	-	3
FRAUD	46	5	2	-	3	41	40	-	1
AUTO THEFT	2	-	-	-	-	2	1	1	-
FORGERY, COUNTERFEIT.	15	1	1	-	-	14	13	-	1
SEX OFFENSES	-	-	-	-	-	-	-	-	-
MARIHUANA	5	1	1	-	-	5	4	1	-
NARCOTICS	62	3	3	-	-	59	44	2	13
WEAPONS AND FIREARMS	10	1	-	-	1	9	4	2	3
ESCAPE	2	1	1	-	-	1	1	-	-
OTHER GENERAL OFFENSES	7	4	2	-	2	3	-	1	2
IMMIGRATION LAWS	2	-	-	-	-	2	2	-	-
LIQUOR, INTERNAL REV.	-	-	-	-	-	-	-	-	-
SELECTIVE SERVICE ACT	-	-	-	-	-	-	-	-	-
OTHER SPECIAL OFFENSES (FEDERAL STATUTES)	10	1	1	-	-	9	6	1	2
MISSOURI WESTERN TOTAL	689	199	176	12	11	490	415	34	41
HOMICIDE	4	-	-	-	-	4	-	-	4
ROBBERY	24	7	5	-	2	17	14	-	3
ASSAULT	12	3	3	-	-	9	5	-	4
BURGLARY	-	-	-	-	-	-	-	-	-
LARCENY AND THEFT	47	9	8	-	1	38	34	-	4
EMBEZZLEMENT	20	1	1	-	-	19	16	-	3
FRAUD	63	5	4	-	1	58	48	-	10
AUTO THEFT	4	-	-	-	-	4	3	-	1
FORGERY, COUNTERFEIT.	23	5	4	-	1	18	17	-	1
SEX OFFENSES	1	1	1	-	-	-	-	-	-
MARIHUANA	4	-	-	-	-	4	3	-	1
NARCOTICS	44	6	4	-	2	38	34	-	4
WEAPONS AND FIREARMS	20	6	3	1	2	14	12	1	1
ESCAPE	15	3	2	-	1	12	12	-	-
OTHER GENERAL OFFENSES	392	151	139	11	1	241	206	33	2
IMMIGRATION LAWS	-	-	-	-	-	-	-	-	-
LIQUOR, INTERNAL REV.	-	-	-	-	-	-	-	-	-
SELECTIVE SERVICE ACT	-	-	-	-	-	-	-	-	-
OTHER SPECIAL OFFENSES (FEDERAL STATUTES)	16	2	2	-	-	14	11	-	3
NEBRASKA TOTAL	159	45	45	-	-	114	109	-	5
HOMICIDE	-	-	-	-	-	-	-	-	-
ROBBERY	2	-	-	-	-	2	2	-	-
ASSAULT	4	-	-	-	-	4	3	-	1
BURGLARY	-	-	-	-	-	-	-	-	-
LARCENY AND THEFT	26	2	2	-	-	24	24	-	-
EMBEZZLEMENT	7	3	3	-	-	4	4	-	-
FRAUD	28	6	6	-	-	22	21	-	1
AUTO THEFT	3	1	1	-	-	2	2	-	-
FORGERY, COUNTERFEIT.	13	3	3	-	-	10	9	-	1
SEX OFFENSES	1	-	-	-	-	1	1	-	-
MARIHUANA	30	23	23	-	-	7	7	-	-
NARCOTICS	6	-	-	-	-	6	5	-	1
WEAPONS AND FIREARMS	3	-	-	-	-	3	2	-	1
ESCAPE	-	-	-	-	-	-	-	-	-
OTHER GENERAL OFFENSES	1	-	-	-	-	1	1	-	-
IMMIGRATION LAWS	18	1	1	-	-	17	17	-	-
LIQUOR, INTERNAL REV.	-	-	-	-	-	-	-	-	-
SELECTIVE SERVICE ACT	-	-	-	-	-	-	-	-	-
OTHER SPECIAL OFFENSES (FEDERAL STATUTES)	17	6	6	-	-	11	11	-	-

TABLE 1
UNITED STATES DISTRICT COURTS
CRIMINAL DEFENDANTS DISPOSED OF BY TYPE OF DISPOSITION
TWELVE MONTH PERIOD ENDED JUNE 30, 1980.

DISTRICT AND OFFENSE	TOTAL DEFEN-DANTS	NOT CONVICTED				CONVICTED AND SENTENCED			
		TOTAL	DIS-MISSED	ACQUITTED BY		TOTAL	PLEA OF GUILTY OR NOLO CON-TENDERE	CONVICTED BY	
				COURT	JURY			COURT	JURY
NORTH DAKOTA TOTAL	101	18	12	-	6	83	66	2	15
HOMICIDE	4	1	1	-	-	3	2	-	1
ROBBERY	4	-	-	-	-	4	4	-	-
ASSAULT	7	1	-	-	1	6	5	-	1
BURGLARY	8	-	-	-	-	8	7	-	1
LARCENY AND THEFT	6	1	-	-	1	5	2	-	3
EMBEZZLEMENT	7	4	3	-	1	3	1	1	1
FRAUD	16	5	3	-	2	11	7	-	4
AUTO THEFT	-	-	-	-	-	-	-	-	-
FORGERY, COUNTERFEIT.	15	2	1	-	1	13	12	-	1
SEX OFFENSES	7	2	2	-	-	5	5	-	-
MARIHUANA	1	-	-	-	-	1	1	-	-
NARCOTICS	7	-	-	-	-	7	6	1	-
WEAPONS AND FIREARMS	3	-	-	-	-	9	7	-	2
ESCAPE	2	1	1	-	-	1	1	-	-
OTHER GENERAL OFFENSES	4	-	-	-	-	4	3	-	1
IMMIGRATION LAWS	-	-	-	-	-	-	-	-	-
LIQUOR, INTERNAL REV.	-	-	-	-	-	-	-	-	-
SELECTIVE SERVICE ACT	-	-	-	-	-	-	-	-	-
OTHER SPECIAL OFFENSES (FEDERAL STATUTES)	4	1	1	-	-	3	3	-	-
SOUTH DAKOTA TOTAL	234	62	51	2	9	172	152	5	15
HOMICIDE	21	10	6	-	4	11	9	-	2
ROBBERY	5	-	-	-	-	5	5	-	-
ASSAULT	56	7	6	-	1	49	45	3	1
BURGLARY	8	2	2	-	-	6	6	-	-
LARCENY AND THEFT	51	15	12	1	2	36	35	-	1
EMBEZZLEMENT	5	1	1	-	-	4	4	-	-
FRAUD	31	11	10	-	1	20	17	1	2
AUTO THEFT	-	-	-	-	-	-	-	-	-
FORGERY, COUNTERFEIT.	9	-	-	-	-	9	7	-	2
SEX OFFENSES	8	2	1	-	1	6	3	-	3
MARIHUANA	-	-	-	-	-	-	-	-	-
NARCOTICS	2	2	2	-	-	-	-	-	-
WEAPONS AND FIREARMS	3	2	2	-	-	1	-	-	1
ESCAPE	3	1	1	-	-	2	1	-	1
OTHER GENERAL OFFENSES	11	2	2	-	-	9	7	-	2
IMMIGRATION LAWS	-	-	-	-	-	-	-	-	-
LIQUOR, INTERNAL REV.	-	-	-	-	-	-	-	-	-
SELECTIVE SERVICE ACT	-	-	-	-	-	-	-	-	-
OTHER SPECIAL OFFENSES (FEDERAL STATUTES)	21	7	6	1	-	14	13	1	-
ALASKA TOTAL	123	29	21	1	7	94	82	1	11
HOMICIDE	-	-	-	-	-	-	-	-	-
ROBBERY	12	1	1	-	-	11	9	-	2
ASSAULT	2	-	-	-	-	2	1	-	1
BURGLARY	-	-	-	-	-	-	-	-	-
LARCENY AND THEFT	16	5	5	-	-	11	11	-	-
EMBEZZLEMENT	9	-	-	-	-	9	9	-	-
FRAUD	29	6	5	-	1	23	16	-	7
AUTO THEFT	-	-	-	-	-	-	-	-	-
FORGERY, COUNTERFEIT.	1	-	-	-	-	1	1	-	-
SEX OFFENSES	2	-	-	-	-	2	1	1	-
MARIHUANA	2	1	-	1	-	1	1	-	-
NARCOTICS	23	1	1	-	-	22	21	-	1
WEAPONS AND FIREARMS	-	-	-	-	-	-	-	-	-
ESCAPE	1	1	1	-	-	-	-	-	-
OTHER GENERAL OFFENSES	13	9	4	-	5	4	4	-	-
IMMIGRATION LAWS	3	-	-	-	-	3	3	-	-
LIQUOR, INTERNAL REV.	-	-	-	-	-	-	-	-	-
SELECTIVE SERVICE ACT	-	-	-	-	-	-	-	-	-
OTHER SPECIAL OFFENSES (FEDERAL STATUTES)	10	5	4	-	1	5	5	-	-

TABLE 1
UNITED STATES DISTRICT COURTS
CRIMINAL DEFENDANTS DISPOSED OF BY TYPE OF DISPOSITION
TWELVE MONTH PERIOD ENDED JUNE 30, 1980.

DISTRICT AND OFFENSE	TOTAL DEFEN-DANTS	NOT CONVICTED				CONVICTED AND SENTENCED			
		TOTAL	DIS-MISSED	ACQUITTED BY		TOTAL	PLEA OF GUILTY OR NOLO CON-TENDERE	CONVICTED BY	
				COURT	JURY			COURT	JURY
ARIZONA TOTAL	815	300	270	4	26	515	442	13	60
HOMICIDE	24	7	5	-	2	17	12	-	5
ROBBERY	15	3	1	-	2	12	10	-	2
ASSAULT	30	3	3	-	-	27	25	1	1
BURGLARY	4	-	-	-	-	4	4	-	-
LARCENY AND THEFT	33	9	7	-	2	24	22	-	2
EMBEZZLEMENT	20	4	4	-	-	16	14	-	2
FRAUD	76	31	28	-	3	45	40	1	4
AUTO THEFT	14	5	3	-	2	9	9	-	-
FORGERY, COUNTERFEIT.	15	5	4	-	1	10	9	-	1
SEX OFFENSES	6	3	2	-	1	3	3	-	-
MARIHUANA	121	80	75	-	5	41	29	2	10
NARCOTICS	123	65	60	1	4	58	53	-	15
WEAPONS AND FIREARMS	21	9	7	-	2	12	10	-	2
ESCAPE	65	25	24	-	1	40	40	-	-
OTHER GENERAL OFFENSES	27	4	4	-	-	23	21	-	2
IMMIGRATION LAWS	185	44	42	1	1	141	119	8	14
LIQUOR, INTERNAL REV.	-	-	-	-	-	-	-	-	-
SELECTIVE SERVICE ACT	-	-	-	-	-	-	-	-	-
OTHER SPECIAL OFFENSES (FEDERAL STATUTES)	36	13	11	2	-	23	22	1	-
CALIFORNIA NORTHERN TOTAL	512	103	94	3	6	409	342	17	50
HOMICIDE	2	-	-	-	-	2	1	1	-
ROBBERY	42	4	4	-	-	38	32	1	5
ASSAULT	4	4	3	-	1	-	-	-	-
BURGLARY	3	1	1	-	-	2	1	1	-
LARCENY AND THEFT	31	12	10	1	1	19	19	-	-
EMBEZZLEMENT	41	9	8	1	-	32	30	-	2
FRAUD	107	21	18	1	2	86	74	1	11
AUTO THEFT	2	-	-	-	-	2	2	-	-
FORGERY, COUNTERFEIT.	50	12	12	-	-	38	38	-	-
SEX OFFENSES	-	-	-	-	-	-	-	-	-
MARIHUANA	33	4	4	-	-	29	26	2	1
NARCOTICS	93	15	15	-	-	78	57	6	15
WEAPONS AND FIREARMS	16	3	3	-	-	13	8	2	3
ESCAPE	9	1	1	-	-	8	6	-	2
OTHER GENERAL OFFENSES	25	6	5	-	1	19	11	-	8
IMMIGRATION LAWS	20	5	4	-	1	15	12	3	-
LIQUOR, INTERNAL REV.	-	-	-	-	-	-	-	-	-
SELECTIVE SERVICE ACT	-	-	-	-	-	-	-	-	-
OTHER SPECIAL OFFENSES (FEDERAL STATUTES)	34	6	6	-	-	28	25	-	3
CALIFORNIA EASTERN TOTAL	516	146	139	1	6	370	337	7	26
HOMICIDE	2	1	1	-	-	1	1	-	-
ROBBERY	45	11	10	-	1	34	31	-	3
ASSAULT	11	5	5	-	-	6	5	-	1
BURGLARY	3	2	-	-	2	1	1	-	-
LARCENY AND THEFT	74	18	15	1	2	56	54	2	-
EMBEZZLEMENT	23	5	5	-	-	18	18	-	-
FRAUD	59	17	17	-	-	42	39	-	3
AUTO THEFT	2	-	-	-	-	2	2	-	-
FORGERY, COUNTERFEIT.	46	10	9	-	1	36	36	-	-
SEX OFFENSES	1	-	-	-	-	1	1	-	-
MARIHUANA	15	6	6	-	-	9	8	1	-
NARCOTICS	78	25	25	-	-	53	41	-	12
WEAPONS AND FIREARMS	13	8	8	-	-	5	4	-	1
ESCAPE	11	4	4	-	-	7	7	-	-
OTHER GENERAL OFFENSES	20	9	9	-	-	11	9	1	1
IMMIGRATION LAWS	84	12	12	-	-	72	65	3	4
LIQUOR, INTERNAL REV.	-	-	-	-	-	-	-	-	-
SELECTIVE SERVICE ACT	-	-	-	-	-	-	-	-	-
OTHER SPECIAL OFFENSES (FEDERAL STATUTES)	29	13	13	-	-	16	15	-	1

TABLE 1
UNITED STATES DISTRICT COURTS
CRIMINAL DEFENDANTS DISPOSED OF BY TYPE OF DISPOSITION
TWELVE MONTH PERIOD ENDED JUNE 30, 1980.

DISTRICT AND OFFENSE	TOTAL DEFEN-DANTS	NOT CONVICTED				CONVICTED AND SENTENCED			
		TOTAL	DIS-MISSED	ACQUITTED BY		TOTAL	PLEA OF GUILTY OR NOLO CON-TENDERE	CONVICTED BY	
				COURT	JURY			COURT	JURY
CALIFORNIA CENTRAL									
TOTAL	1,354	183	147	5	31	1,171	955	48	168
HOMICIDE	4	1	1	-	-	3	-	-	3
ROBBERY	203	14	13	-	1	189	159	5	25
ASSAULT	9	5	2	1	2	4	3	-	1
BURGLARY	1	-	-	-	-	1	1	-	-
LARCENY AND THEFT	122	12	8	-	4	110	94	3	13
EMBEZZLEMENT	89	4	2	-	2	85	76	3	6
FRAUD	318	54	45	2	7	264	203	14	47
AUTO THEFT	7	2	1	-	1	5	5	-	-
FORGERY, COUNTERFEIT.	89	8	7	-	1	81	71	1	9
SEX OFFENSES	2	-	-	-	-	2	2	-	-
MARIHUANA	49	9	8	1	-	40	33	3	4
NARCOTICS	160	28	19	1	8	132	88	9	35
WEAPONS A FIREARMS	36	5	4	-	1	31	26	1	4
ESCAPE	94	8	6	-	2	86	78	4	4
OTHER GENERAL OFFENSES	36	15	14	-	1	21	13	1	7
IMMIGRATION LAWS	67	7	7	-	-	60	54	2	4
LIQUOR, INTERNAL REV.	-	-	-	-	-	-	-	-	-
SELECTIVE SERVICE ACT	-	-	-	-	-	-	-	-	-
OTHER SPECIAL OFFENSES (FEDERAL STATUTES)	68	11	10	-	1	57	49	2	6
CALIFORNIA SOUTHERN									
TOTAL	1,156	272	267	1	4	884	774	61	49
HOMICIDE	-	-	-	-	-	-	-	-	-
ROBBERY	31	5	5	-	-	26	18	3	5
ASSAULT	17	3	3	-	-	14	11	2	1
BURGLARY	1	-	-	-	-	1	1	-	-
LARCENY AND THEFT	42	6	6	-	-	36	34	-	2
EMBEZZLEMENT	14	-	-	-	-	14	11	2	1
FRAUD	79	18	17	-	1	61	50	3	8
AUTO THEFT	1	1	1	-	-	-	-	-	-
FORGERY, COUNTERFEIT.	43	6	6	-	-	37	35	-	2
SEX OFFENSES	-	-	-	-	-	-	-	-	-
MARIHUANA	85	52	52	-	-	33	29	4	-
NARCOTICS	215	65	63	-	2	150	122	22	6
WEAPONS AND FIREARMS	12	1	1	-	-	11	11	-	-
ESCAPE	62	13	13	-	-	49	46	2	1
OTHER GENERAL OFFENSES	27	4	4	-	-	23	21	1	1
IMMIGRATION LAWS	458	88	86	1	1	370	332	19	19
LIQUOR, INTERNAL REV.	-	-	-	-	-	-	-	-	-
SELECTIVE SERVICE ACT	-	-	-	-	-	-	-	-	-
OTHER SPECIAL OFFENSES (FEDERAL STATUTES)	69	10	10	-	-	59	53	3	3
HAWAII									
TOTAL	1,484	785	773	7	5	699	659	29	11
HOMICIDE	-	-	-	-	-	-	-	-	-
ROBBERY	4	3	2	1	-	1	1	-	-
ASSAULT	14	1	1	-	-	13	11	-	2
BURGLARY	-	-	-	-	-	-	-	-	-
LARCENY AND THEFT	76	16	12	1	2	61	52	7	2
EMBEZZLEMENT	2	-	-	-	-	2	2	-	-
FRAUD	22	6	4	1	1	16	12	3	1
AUTO THEFT	-	-	-	-	-	-	-	-	-
FORGERY, COUNTERFEIT.	6	3	3	-	-	3	2	-	1
SEX OFFENSES	2	1	1	-	-	1	1	-	-
MARIHUANA	2	2	2	-	-	-	-	-	-
NARCOTICS	32	7	6	-	1	25	19	2	4
WEAPONS AND FIREARMS	4	1	1	-	-	3	3	-	-
ESCAPE	-	-	-	-	-	-	-	-	-
OTHER GENERAL OFFENSES	1,294	732	727	4	1	562	545	17	-
IMMIGRATION LAWS	-	-	-	-	-	-	-	-	-
LIQUOR, INTERNAL REV.	-	-	-	-	-	-	-	-	-
SELECTIVE SERVICE ACT	-	-	-	-	-	-	-	-	-
OTHER SPECIAL OFFENSES (FEDERAL STATUTES)	26	14	14	-	-	12	11	-	1

TABLE 1
UNITED STATES DISTRICT COURTS
CRIMINAL DEFENDANTS DISPOSED OF BY TYPE OF DISPOSITION
TWELVE MONTH PERIOD ENDED JUNE 30, 1980.

DISTRICT AND OFFENSE	TOTAL DEFEN-DANTS	NOT CONVICTED				CONVICTED AND SENTENCED			
		TOTAL	DIS-MISSED	ACQUITTED BY		TOTAL	PLEA OF GUILTY OR NOLO CON-TENDERE	CONVICTED BY	
				COURT	JURY			COURT	JURY
IDAHO									
TOTAL	125	34	26	2	6	91	82	2	7
HOMICIDE	3	1	-	-	1	2	2	-	-
ROBBERY	-	-	-	-	-	-	-	-	-
ASSAULT	3	-	-	-	-	3	3	-	-
BURGLARY	2	-	-	-	-	2	2	-	-
LARCENY AND THEFT	13	6	5	1	-	7	7	-	-
EMBEZZLEMENT	10	-	-	-	-	10	9	1	-
FRAUD	19	7	4	1	2	12	6	-	6
AUTO THEFT	1	-	-	-	-	1	1	-	-
FORGERY, COUNTERFEIT.	4	1	1	-	-	3	3	-	-
SEX OFFENSES	-	-	-	-	-	-	-	-	-
MARIHUANA	-	-	-	-	-	-	-	-	-
NARCOTICS	29	6	5	-	1	23	22	-	1
WEAPONS AND FIREARMS	9	5	5	-	-	4	4	-	-
ESCAPE	-	-	-	-	-	-	-	-	-
OTHER GENERAL OFFENSES	4	4	2	-	2	-	-	-	-
IMMIGRATION LAWS	23	4	4	-	-	19	18	1	-
LIQUOR, INTERNAL REV.	-	-	-	-	-	-	-	-	-
SELECTIVE SERVICE ACT	-	-	-	-	-	-	-	-	-
OTHER SPECIAL OFFENSES (FEDERAL STATUTES)	5	-	-	-	-	5	5	-	-
MONTANA									
TOTAL	148	53	47	1	5	95	80	8	7
HOMICIDE	14	7	6	-	1	7	3	3	1
ROBBERY	6	3	3	-	-	3	3	-	-
ASSAULT	12	4	4	-	-	8	5	-	3
BURGLARY	13	6	6	-	-	7	7	-	-
LARCENY AND THEFT	31	4	4	-	-	27	24	1	2
EMBEZZLEMENT	6	3	3	-	-	3	3	-	-
FRAUD	17	8	4	-	4	9	9	-	-
AUTO THEFT	1	-	-	-	-	1	1	-	-
FORGERY, COUNTERFEIT.	8	2	2	-	-	6	4	1	1
SEX OFFENSES	8	6	6	-	-	2	1	1	-
MARIHUANA	-	-	-	-	-	-	-	-	-
NARCOTICS	4	1	1	-	-	3	1	2	-
WEAPONS AND FIREARMS	1	-	-	-	-	1	1	-	-
ESCAPE	-	-	-	-	-	-	-	-	-
OTHER GENERAL OFFENSES	13	5	5	-	-	8	8	-	-
IMMIGRATION LAWS	3	-	-	-	-	3	3	-	-
LIQUOR, INTERNAL REV.	-	-	-	-	-	-	-	-	-
SELECTIVE SERVICE ACT	-	-	-	-	-	-	-	-	-
OTHER SPECIAL OFFENSES (FEDERAL STATUTES)	11	4	3	1	-	7	7	-	-
NEVADA									
TOTAL	185	60	47	-	13	125	95	10	20
HOMICIDE	2	-	-	-	-	2	1	-	1
ROBBERY	15	2	1	-	1	13	12	-	1
ASSAULT	3	1	-	-	1	2	2	-	-
BURGLARY	-	-	-	-	-	-	-	-	-
LARCENY AND THEFT	12	2	2	-	-	10	8	-	2
EMBEZZLEMENT	3	1	1	-	-	2	2	-	-
FRAUD	36	10	8	-	2	26	18	5	3
AUTO THEFT	5	5	1	-	4	-	-	-	-
FORGERY, COUNTERFEIT.	23	5	5	-	-	18	13	-	5
SEX OFFENSES	-	-	-	-	-	-	-	-	-
MARIHUANA	-	-	-	-	-	-	-	-	-
NARCOTICS	36	11	11	-	-	27	20	2	5
WEAPONS AND FIREARMS	5	2	2	-	-	3	3	-	-
ESCAPE	1	1	1	-	-	-	-	-	-
OTHER GENERAL OFFENSES	24	12	9	-	3	12	6	3	3
IMMIGRATION LAWS	5	3	3	-	-	2	2	-	-
LIQUOR, INTERNAL REV.	-	-	-	-	-	-	-	-	-
SELECTIVE SERVICE ACT	-	-	-	-	-	-	-	-	-
OTHER SPECIAL OFFENSES (FEDERAL STATUTES)	13	5	3	-	2	8	8	-	-

TABLE 1
UNITED STATES DISTRICT COURTS
CRIMINAL DEFENDANTS DISPOSED OF BY TYPE OF DISPOSITION
TWELVE MONTH PERIOD ENDED JUNE 30, 1980.

DISTRICT AND OFFENSE	TOTAL DEFEN-DANTS	NOT CONVICTED				CONVICTED AND SENTENCED			
		TOTAL	DIS-MISSED	ACQUITTED BY		TOTAL	PLEA OF GUILTY OR NOLO CON-TENDERE	CONVICTED BY	
				COURT	JURY			COURT	JURY
OREGON									
TOTAL	314	61	46	1	14	253	207	15	31
HOMICIDE	3	1	1	-	-	2	2	-	-
ROBBERY	26	4	4	-	-	22	17	1	4
ASSAULT	7	1	-	-	1	6	2	4	-
BURGLARY	1	-	-	-	-	1	1	-	-
LARCENY AND THEFT	50	11	8	-	3	39	38	-	1
EMBEZZLEMENT	36	-	-	-	-	36	35	-	1
FRAUD	65	12	10	-	2	53	39	1	13
AUTO THEFT	2	-	-	-	-	2	2	-	-
FORGERY, COUNTERFEIT,	10	4	4	-	-	6	4	2	-
SEX OFFENSES	-	-	-	-	-	-	-	-	-
MARIHUANA	2	1	1	-	-	1	1	-	-
NARCOTICS	53	16	12	-	4	37	21	6	10
WEAPONS AND FIREARMS	1	-	-	-	-	1	1	-	-
ESCAPE	5	1	1	-	-	4	3	1	-
OTHER GENERAL OFFENSES	9	3	-	-	3	6	5	-	1
IMMIGRATION LAWS	5	1	1	-	-	4	4	-	-
LIQUOR, INTERNAL REV.	-	-	-	-	-	-	-	-	-
SELECTIVE SERVICE ACT	-	-	-	-	-	-	-	-	-
OTHER SPECIAL OFFENSES (FEDERAL STATUTES)	39	6	4	1	1	33	32	-	1
WASHINGTON EASTERN									
TOTAL	153	46	40	2	4	107	92	2	13
HOMICIDE	1	-	-	-	-	1	1	-	-
ROBBERY	9	-	-	-	-	9	8	-	1
ASSAULT	2	1	1	-	-	1	1	-	-
BURGLARY	1	-	-	-	-	1	-	1	-
LARCENY AND THEFT	4	2	2	-	-	2	2	-	-
EMBEZZLEMENT	5	2	2	-	-	3	3	-	-
FRAUD	26	12	8	1	3	14	11	-	3
AUTO THEFT	2	1	1	-	-	1	1	-	-
FORGERY, COUNTERFEIT,	7	3	3	-	-	4	4	-	-
SEX OFFENSES	2	-	-	-	-	2	1	-	1
MARIHUANA	4	2	2	-	-	2	2	-	-
NARCOTICS	29	10	9	-	1	19	13	-	6
WEAPONS AND FIREARMS	17	8	7	1	-	9	8	-	1
ESCAPE	3	1	1	-	-	2	2	-	-
OTHER GENERAL OFFENSES	-	-	-	-	-	-	-	-	-
IMMIGRATION LAWS	33	2	2	-	-	31	30	-	1
LIQUOR, INTERNAL REV.	-	-	-	-	-	-	-	-	-
SELECTIVE SERVICE ACT	-	-	-	-	-	-	-	-	-
OTHER SPECIAL OFFENSES (FEDERAL STATUTES)	8	2	2	-	-	6	5	1	-
WASHINGTON WESTERN									
TOTAL	661	121	96	5	20	540	356	102	82
HOMICIDE	2	1	1	-	-	1	1	-	-
ROBBERY	31	5	3	-	2	26	21	-	5
ASSAULT	9	2	2	-	-	7	4	2	1
BURGLARY	-	-	-	-	-	-	-	-	-
LARCENY AND THEFT	96	26	16	4	6	70	67	1	2
EMBEZZLEMENT	46	4	4	-	-	42	40	-	2
FRAUD	79	11	11	-	-	68	61	1	6
AUTO THEFT	1	-	-	-	-	1	1	-	-
FORGERY, COUNTERFEIT,	27	8	7	-	1	19	16	1	2
SEX OFFENSES	3	1	-	-	1	2	1	-	1
MARIHUANA	11	2	2	-	-	9	3	-	6
NARCOTICS	67	14	11	-	3	53	37	3	13
WEAPONS AND FIREARMS	7	-	-	-	-	7	3	1	3
ESCAPE	13	3	2	-	1	10	7	1	2
OTHER GENERAL OFFENSES	46	12	11	-	1	34	30	3	1
IMMIGRATION LAWS	18	2	2	-	-	16	13	3	-
LIQUOR, INTERNAL REV.	-	-	-	-	-	-	-	-	-
SELECTIVE SERVICE ACT	-	-	-	-	-	-	-	-	-
OTHER SPECIAL OFFENSES (FEDERAL STATUTES)	205	30	24	1	5	175	51	86	38

TABLE 1
UNITED STATES DISTRICT COURTS
CRIMINAL DEFENDANTS DISPOSED OF BY TYPE OF DISPOSITION
TWELVE MONTH PERIOD ENDED JUNE 30, 1980.

DISTRICT AND OFFENSE	TOTAL DEFEN-DANTS	NOT CONVICTED				CONVICTED AND SENTENCED			
		TOTAL	DIS-MISSED	ACQUITTED BY		TOTAL	PLEA OF GUILTY OR NOLO CON-TENDERE	CONVICTED BY	
				COURT	JURY			COURT	JURY
GUAM									
TOTAL	82	39	39	-	-	43	42	-	1
HOMICIDE	11	11	11	-	-	-	-	-	-
ROBBERY	1	-	-	-	-	1	1	-	-
ASSAULT	2	2	2	-	-	-	-	-	-
BURGLARY	-	-	-	-	-	-	-	-	-
LARCENY AND THEFT	2	2	2	-	-	-	-	-	-
EMBEZZLEMENT	-	-	-	-	-	-	-	-	-
FRAUD	4	1	1	-	-	3	3	-	-
AUTO THEFT	1	1	1	-	-	-	-	-	-
FORGERY, COUNTERFEIT,	-	-	-	-	-	-	-	-	-
SEX OFFENSES	1	1	1	-	-	-	-	-	-
MARIHUANA	5	1	1	-	-	4	4	-	-
NARCOTICS	40	10	10	-	-	30	29	-	1
WEAPONS AND FIREARMS	5	3	3	-	-	2	2	-	-
ESCAPE	1	1	1	-	-	-	-	-	-
OTHER GENERAL OFFENSES	1	1	1	-	-	-	-	-	-
IMMIGRATION LAWS	-	-	-	-	-	-	-	-	-
LIQUOR, INTERNAL REV.	-	-	-	-	-	-	-	-	-
SELECTIVE SERVICE ACT	-	-	-	-	-	-	-	-	-
OTHER SPECIAL OFFENSES (FEDERAL STATUTES)	8	5	5	-	-	3	3	-	-
NORTHERN MARIANAS									
TOTAL	15	11	6	-	5	4	3	1	-
HOMICIDE	1	1	1	-	-	-	-	-	-
ROBBERY	1	-	-	-	-	1	1	-	-
ASSAULT	1	1	1	-	-	-	-	-	-
BURGLARY	7	4	2	-	2	3	2	1	-
LARCENY AND THEFT	-	-	-	-	-	-	-	-	-
EMBEZZLEMENT	-	-	-	-	-	-	-	-	-
FRAUD	-	-	-	-	-	-	-	-	-
AUTO THEFT	-	-	-	-	-	-	-	-	-
FORGERY, COUNTERFEIT,	-	-	-	-	-	-	-	-	-
SEX OFFENSES	1	1	1	-	-	-	-	-	-
MARIHUANA	-	-	-	-	-	-	-	-	-
NARCOTICS	-	-	-	-	-	-	-	-	-
WEAPONS AND FIREARMS	-	-	-	-	-	-	-	-	-
ESCAPE	-	-	-	-	-	-	-	-	-
OTHER GENERAL OFFENSES	4	4	1	-	3	-	-	-	-
IMMIGRATION LAWS	-	-	-	-	-	-	-	-	-
LIQUOR, INTERNAL REV.	-	-	-	-	-	-	-	-	-
SELECTIVE SERVICE ACT	-	-	-	-	-	-	-	-	-
OTHER SPECIAL OFFENSES (FEDERAL STATUTES)	-	-	-	-	-	-	-	-	-
COLORADO									
TOTAL	639	96	79	2	15	543	211	16	316
HOMICIDE	-	-	-	-	-	-	-	-	-
ROBBERY	15	3	2	-	1	12	10	-	2
ASSAULT	8	4	2	-	2	4	4	-	-
BURGLARY	-	-	-	-	-	-	-	-	-
LARCENY AND THEFT	29	8	7	-	1	21	19	-	2
EMBEZZLEMENT	23	2	2	-	-	21	21	-	-
FRAUD	70	16	14	-	2	54	37	1	16
AUTO THEFT	7	3	2	-	1	4	4	-	-
FORGERY, COUNTERFEIT,	19	5	5	-	-	14	11	1	2
SEX OFFENSES	1	1	-	-	1	-	-	-	-
MARIHUANA	4	1	1	-	-	3	3	-	-
NARCOTICS	75	15	12	-	3	60	42	1	17
WEAPONS AND FIREARMS	5	1	-	-	1	4	4	-	-
ESCAPE	11	6	4	-	2	5	4	1	-
OTHER GENERAL OFFENSES	30	14	12	1	1	16	14	1	1
IMMIGRATION LAWS	16	1	1	-	-	15	14	-	1
LIQUOR, INTERNAL REV.	-	-	-	-	-	-	-	-	-
SELECTIVE SERVICE ACT	-	-	-	-	-	-	-	-	-
OTHER SPECIAL OFFENSES (FEDERAL STATUTES)	326	16	15	1	-	310	24	11	275

TABLE 1
UNITED STATES DISTRICT COURTS
CRIMINAL DEFENDANTS DISPOSED OF BY TYPE OF DISPOSITION
TWELVE MONTH PERIOD ENDED JUNE 30, 1980.

DISTRICT AND OFFENSE	TOTAL DEFEN-DANTS	NOT CONVICTED				CONVICTED AND SENTENCED			
		TOTAL	DIS-MISSED	ACQUITTED BY		TOTAL	PLEA OF GUILTY OR NOLO CON-TENDERE	CONVICTED BY	
				COURT	JURY			COURT	JURY
KANSAS									
TOTAL	264	59	54	2	3	195	157	6	32
HOMICIDE	3	-	-	-	-	3	2	-	1
ROBBERY	3	1	1	-	-	2	2	-	-
ASSAULT	5	1	-	-	1	4	2	-	2
BURGLARY	3	-	-	-	-	3	1	-	2
LARCENY AND THEFT	30	7	7	-	-	23	23	-	-
EMBEZZLEMENT	20	2	2	-	-	18	13	-	5
FRAUD	65	17	15	1	1	48	37	2	9
AUTO THEFT	2	2	2	-	-	-	-	-	-
FORGERY, COUNTERFEIT.	19	7	6	-	1	12	10	-	2
SEX OFFENSES	2	-	-	-	-	2	-	-	2
MARIHUANA	5	2	2	-	-	3	3	-	-
NARCOTICS	17	-	-	-	-	17	11	1	5
WEAPONS AND FIREARMS	17	7	7	-	-	10	9	-	1
ESCAPE	11	3	3	-	-	8	6	1	1
OTHER GENERAL OFFENSES	24	4	3	1	-	20	17	2	1
IMMIGRATION LAWS	5	3	3	-	-	2	2	-	-
LIQUOR, INTERNAL REV.	-	-	-	-	-	-	-	-	-
SELECTIVE SERVICE ACT	-	-	-	-	-	-	-	-	-
OTHER SPECIAL OFFENSES (FEDERAL STATUTES)	23	3	3	-	-	20	19	-	1
NEW MEXICO									
TOTAL	227	63	57	-	6	164	136	6	22
HOMICIDE	7	3	3	-	-	4	2	1	1
ROBBERY	7	1	1	-	-	6	3	-	3
ASSAULT	8	3	3	-	-	5	4	-	1
BURGLARY	3	-	-	-	-	3	3	-	-
LARCENY AND THEFT	20	10	10	-	-	10	10	-	-
EMBEZZLEMENT	14	-	-	-	-	14	13	-	1
FRAUD	31	13	9	-	4	18	14	2	2
AUTO THEFT	8	4	4	-	-	4	4	-	-
FORGERY, COUNTERFEIT.	11	7	7	-	-	4	2	-	2
SEX OFFENSES	7	-	-	-	-	7	6	-	1
MARIHUANA	11	3	3	-	-	8	8	-	-
NARCOTICS	25	4	3	-	1	21	14	1	6
WEAPONS AND FIREARMS	10	3	2	-	1	7	5	-	2
ESCAPE	3	1	1	-	-	2	1	-	1
OTHER GENERAL OFFENSES	16	2	2	-	-	14	13	1	-
IMMIGRATION LAWS	30	6	6	-	-	24	21	1	2
LIQUOR, INTERNAL REV.	-	-	-	-	-	-	-	-	-
SELECTIVE SERVICE ACT	-	-	-	-	-	-	-	-	-
OTHER SPECIAL OFFENSES (FEDERAL STATUTES)	16	3	3	-	-	13	13	-	-
OKLAHOMA NORTHERN									
TOTAL	151	21	16	-	5	130	110	5	14
HOMICIDE	1	-	-	-	-	1	-	-	1
ROBBERY	2	-	-	-	-	2	2	-	-
ASSAULT	-	-	-	-	-	-	-	-	-
BURGLARY	-	-	-	-	-	-	-	-	-
LARCENY AND THEFT	13	-	-	-	-	13	10	-	3
EMBEZZLEMENT	17	-	-	-	-	17	15	1	1
FRAUD	42	7	4	-	3	35	28	4	3
AUTO THEFT	2	-	-	-	-	2	1	1	-
FORGERY, COUNTERFEIT.	28	1	-	-	1	27	27	-	-
SEX OFFENSES	-	-	-	-	-	-	-	-	-
MARIHUANA	-	-	-	-	-	-	-	-	-
NARCOTICS	8	2	2	-	-	6	6	-	-
WEAPONS AND FIREARMS	12	3	2	-	1	9	8	-	1
ESCAPE	1	1	1	-	-	-	-	-	-
OTHER GENERAL OFFENSES	6	-	-	-	-	6	1	-	5
IMMIGRATION LAWS	10	6	6	-	-	4	4	-	-
LIQUOR, INTERNAL REV.	1	1	1	-	-	-	-	-	-
SELECTIVE SERVICE ACT	-	-	-	-	-	-	-	-	-
OTHER SPECIAL OFFENSES (FEDERAL STATUTES)	8	-	-	-	-	8	8	-	-

TABLE 1
UNITED STATES DISTRICT COURTS
CRIMINAL DEFENDANTS DISPOSED OF BY TYPE OF DISPOSITION
TWELVE MONTH PERIOD ENDED JUNE 30, 1980.

DISTRICT AND OFFENSE	TOTAL DEFEN-DANTS	NOT CONVICTED				CONVICTED AND SENTENCED			
		TOTAL	DIS-MISSED	ACQUITTED BY		TOTAL	PLEA OF GUILTY OR NOLO CON-TENDERE	CONVICTED BY	
				COURT	JURY			COURT	JURY
OKLAHOMA EASTERN									
TOTAL	122	34	23	-	11	88	74	2	12
HOMICIDE	-	-	-	-	-	-	-	-	-
ROBBERY	1	-	-	-	-	1	1	-	-
ASSAULT	-	-	-	-	-	-	-	-	-
BURGLARY	-	-	-	-	-	-	-	-	-
LARCENY AND THEFT	16	-	-	-	-	16	14	-	2
EMBEZZLEMENT	12	3	-	-	3	9	7	-	2
FRAUD	21	5	2	-	3	16	15	-	1
AUTO THEFT	6	4	3	-	1	2	2	-	-
FORGERY, COUNTERFEIT.	10	2	1	-	1	8	7	-	1
SEX OFFENSES	-	-	-	-	-	-	-	-	-
MARIHUANA	14	2	2	-	-	12	8	2	2
NARCOTICS	7	6	6	-	-	1	1	-	-
WEAPONS AND FIREARMS	1	1	1	-	-	-	-	-	-
ESCAPE	-	-	-	-	-	-	-	-	-
OTHER GENERAL OFFENSES	13	4	1	-	3	9	6	-	3
IMMIGRATION LAWS	1	-	-	-	-	1	1	-	-
LIQUOR, INTERNAL REV.	-	-	-	-	-	-	-	-	-
SELECTIVE SERVICE ACT	-	-	-	-	-	-	-	-	-
OTHER SPECIAL OFFENSES (FEDERAL STATUTES)	20	7	7	-	-	13	12	-	1
OKLAHOMA WESTERN									
TOTAL	508	63	50	3	10	445	405	15	24
HOMICIDE	5	2	1	-	1	3	2	-	1
ROBBERY	3	-	-	-	-	3	3	-	-
ASSAULT	6	1	1	-	-	5	4	1	-
BURGLARY	1	-	-	-	-	1	1	-	-
LARCENY AND THEFT	47	4	4	-	-	43	40	1	2
EMBEZZLEMENT	18	3	3	-	-	15	15	-	-
FRAUD	45	8	3	-	2	37	33	-	4
AUTO THEFT	13	1	-	-	1	12	9	-	3
FORGERY, COUNTERFEIT.	20	2	2	-	-	18	15	-	3
SEX OFFENSES	2	1	1	-	-	1	1	-	-
MARIHUANA	19	7	3	-	4	12	10	-	2
NARCOTICS	68	6	6	-	-	62	53	2	7
WEAPONS AND FIREARMS	8	1	1	-	-	7	7	-	-
ESCAPE	17	2	1	-	1	15	14	-	1
OTHER GENERAL OFFENSES	209	21	17	3	1	188	175	12	1
IMMIGRATION LAWS	-	-	-	-	-	-	-	-	-
LIQUOR, INTERNAL REV.	-	-	-	-	-	-	-	-	-
SELECTIVE SERVICE ACT	-	-	-	-	-	-	-	-	-
OTHER SPECIAL OFFENSES (FEDERAL STATUTES)	27	4	4	-	-	23	23	-	-
UTAH									
TOTAL	221	49	41	1	7	172	143	7	22
HOMICIDE	2	-	-	-	-	2	1	-	1
ROBBERY	9	2	2	-	-	7	7	-	-
ASSAULT	3	-	-	-	-	3	2	1	-
BURGLARY	7	-	-	-	-	7	7	-	-
LARCENY AND THEFT	27	7	4	-	3	20	18	-	2
EMBEZZLEMENT	15	3	2	-	1	12	12	-	-
FRAUD	65	15	15	-	1	49	40	2	7
AUTO THEFT	6	2	2	-	-	4	2	-	2
FORGERY, COUNTERFEIT.	14	3	3	-	-	11	8	-	3
SEX OFFENSES	1	-	-	-	-	1	1	-	-
MARIHUANA	-	-	-	-	-	-	-	-	-
NARCOTICS	6	3	3	-	-	3	1	-	2
WEAPONS AND FIREARMS	8	4	4	-	-	4	2	-	2
ESCAPE	1	1	1	-	-	-	-	-	-
OTHER GENERAL OFFENSES	6	4	2	-	2	2	1	1	-
IMMIGRATION LAWS	10	-	-	-	-	10	10	-	-
LIQUOR, INTERNAL REV.	-	-	-	-	-	-	-	-	-
SELECTIVE SERVICE ACT	-	-	-	-	-	-	-	-	-
OTHER SPECIAL OFFENSES (FEDERAL STATUTES)	41	4	3	1	-	37	31	3	3

TABLE 1
UNITED STATES DISTRICT COURTS
CRIMINAL DEFENDANTS DISPOSED OF BY TYPE OF DISPOSITION
TWELVE MONTH PERIOD ENDED JUNE 30, 1980.

DISTRICT AND OFFENSE	TOTAL DEFEN-DANTS	NOT CONVICTED				CONVICTED AND SENTENCED			
		TOTAL	DIS-MISSED	ACQUITTED BY		TOTAL	PLEA OF GUILTY OR NOLO CON-TENDERE	CONVICTED BY	
				COURT	JURY			COURT	JURY
WYOMING TOTAL	105	25	16	-	9	80	69	-	11
HOMICIDE	-	-	-	-	-	-	-	-	-
ROBBERY	-	-	-	-	-	-	-	-	-
ASSAULT	17	2	1	-	1	15	13	-	2
BURGLARY	1	-	-	-	-	1	1	-	-
LARCENY AND THEFT	15	1	1	-	-	14	11	-	3
EMBEZZLEMENT	3	1	-	-	1	2	2	-	-
FRAUD	13	3	1	-	2	10	8	-	2
AUTO THEFT	3	-	-	-	-	3	2	-	1
FORGERY, COUNTERFEIT.	3	1	1	-	-	2	2	-	-
SEX OFFENSES	1	-	-	-	-	1	1	-	-
MARIHUANA	4	1	1	-	-	3	3	-	-
NARCOTICS	20	4	3	-	1	16	14	-	2
WEAPONS AND FIREARMS	5	2	2	-	-	3	3	-	-
ESCAPE	1	1	1	-	-	-	-	-	-
OTHER GENERAL OFFENSES	8	4	3	-	1	4	3	-	1
IMMIGRATION LAWS	1	-	-	-	-	1	1	-	-
LIQUOR, INTERNAL REV.	-	-	-	-	-	-	-	-	-
SELECTIVE SERVICE ACT	-	-	-	-	-	-	-	-	-
OTHER SPECIAL OFFENSES (FEDERAL STATUTES)	10	5	2	-	3	5	5	-	-
DISTRICT OF COLUMBIA TOTAL	779	151	115	9	27	628	533	23	72
HOMICIDE	2	1	1	-	-	1	1	-	-
ROBBERY	32	7	4	3	-	25	23	-	2
ASSAULT	9	3	2	1	-	6	2	-	4
BURGLARY	1	-	-	-	-	1	1	-	-
LARCENY AND THEFT	60	8	6	1	1	52	47	5	-
EMBEZZLEMENT	28	1	1	-	-	27	26	-	1
FRAUD	107	12	10	-	2	95	91	1	3
AUTO THEFT	9	-	-	-	-	9	8	-	1
FORGERY, COUNTERFEIT.	35	3	3	-	-	32	27	1	4
SEX OFFENSES	-	-	-	-	-	-	-	-	-
MARIHUANA	24	6	6	-	-	18	15	1	2
NARCOTICS	333	79	58	1	20	254	193	11	50
WEAPONS AND FIREARMS	52	19	13	2	4	33	29	2	2
ESCAPE	27	3	3	-	-	24	23	1	-
OTHER GENERAL OFFENSES	43	8	7	1	-	35	34	1	-
IMMIGRATION LAWS	-	-	-	-	-	-	-	-	-
LIQUOR, INTERNAL REV.	-	-	-	-	-	-	-	-	-
SELECTIVE SERVICE ACT	-	-	-	-	-	-	-	-	-
OTHER SPECIAL OFFENSES (FEDERAL STATUTES)	17	1	1	-	-	16	13	-	3
ALL DISTRICTS TOTAL	36,560	7,962	6,633	283	1,046	28,598	23,111	1,351	3,636
HOMICIDE	170	62	47	-	15	108	82	6	40
ROBBERY	1,441	179	144	5	30	1,262	1,011	18	233
ASSAULT	697	179	143	4	32	418	301	39	78
BURGLARY	176	42	34	2	6	134	116	9	9
LARCENY AND THEFT	3,977	745	622	25	98	3,232	2,865	151	216
EMBEZZLEMENT	1,561	169	149	1	39	1,392	1,280	23	89
FRAUD	5,507	1,024	796	24	204	4,483	3,867	97	619
AUTO THEFT	558	137	115	-	21	421	360	8	53
FORGERY, COUNTERFEIT.	2,312	373	324	7	42	1,939	1,720	32	187
SEX OFFENSES	137	39	33	-	6	98	64	10	24
MARIHUANA	1,690	569	483	26	60	1,121	772	30	259
NARCOTICS	4,653	1,025	854	6	165	3,628	2,678	146	804
WEAPONS AND FIREARMS	1,155	293	235	11	47	862	675	47	140
ESCAPE	754	158	141	1	16	596	544	12	40
OTHER GENERAL OFFENSES	5,994	1,842	1,583	135	124	4,152	2,958	899	289
IMMIGRATION LAWS	2,534	390	358	3	29	2,144	1,992	58	94
LIQUOR, INTERNAL REV.	42	7	7	-	-	35	35	-	-
SELECTIVE SERVICE ACT	3	3	3	-	-	-	-	-	-
OTHER SPECIAL OFFENSES	3,175	706	561	33	112	2,469	1,801	206	462

Appendix Detail Table X-2
Type and Length of Sentences for Convicted Defendants by Offense
1980

TABLE 2
UNITED STATES DISTRICT COURTS
TYPE AND LENGTH OF SENTENCES FOR CONVICTED DEFENDANTS BY OFFENSE
TWELVE MONTH PERIOD ENDED JUNE 30, 1980

DISTRICT AND OFFENSE	TOTAL	TERMS OF IMPRISONMENT						PROBATION TERMS OF SPLIT SENTENCES				
		TOTAL	12 MOS. AND UNDER	13-24 MOS.	25-36 MOS.	37-60 MOS.	61 MOS. AND OVER	TOTAL	12 MOS. AND UNDER	13-24 MOS.	25-48 MOS.	49 MOS. AND OVER
MAINE TOTAL	93	33	9	8	8	7	1	7	-	6	1	-
HOMICIDE	1	1	-	-	-	-	1	-	-	-	-	-
ROBBERY	-	-	-	-	-	-	-	-	-	-	-	-
ASSAULT	4	1	-	-	-	1	-	-	-	-	-	-
BURGLARY	-	-	-	-	-	-	-	-	-	-	-	-
LARCENY AND THEFT	23	13	3	4	3	3	-	2	-	1	1	-
EMBEZZLEMENT	7	-	-	-	-	-	-	-	-	-	-	-
FRAUD	12	2	1	1	-	-	-	4	-	4	-	-
AUTO THEFT	1	-	-	-	-	-	-	-	-	-	-	-
FORGERY, COUNTERFEIT.	11	6	-	2	2	1	-	-	-	-	-	-
SEX OFFENSES	-	-	-	-	-	-	-	-	-	-	-	-
MARIHUANA	3	2	-	1	-	1	-	-	-	-	-	-
NARCOTICS	6	3	-	-	3	-	-	-	-	-	-	-
WEAPONS AND FIREARMS	2	1	-	-	-	1	-	1	-	1	-	-
ESCAPE	-	-	-	-	-	-	-	-	-	-	-	-
OTHER GENERAL OFFENSES	3	-	-	-	-	-	-	-	-	-	-	-
IMMIGRATION LAWS	4	3	3	-	-	-	-	-	-	-	-	-
LIQUOR, INTERNAL REV.	-	-	-	-	-	-	-	-	-	-	-	-
SELECTIVE SERVICE ACT	-	-	-	-	-	-	-	-	-	-	-	-
OTHER SPECIAL OFFENSES (FEDERAL STATUTES)	17	2	2	-	-	-	-	-	-	-	-	-
MASSACHUSETTS TOTAL	482	151	58	48	20	15	10	74	10	59	5	-
HOMICIDE	-	-	-	-	-	-	-	-	-	-	-	-
ROBBERY	4	4	-	-	-	1	3	-	-	-	-	-
ASSAULT	1	-	-	-	-	-	-	-	-	-	-	-
BURGLARY	-	-	-	-	-	-	-	-	-	-	-	-
LARCENY AND THEFT	104	35	11	12	4	4	4	20	2	17	1	-
EMBEZZLEMENT	20	2	1	1	-	-	-	1	-	1	-	-
FRAUD	125	21	11	6	3	1	-	10	2	8	-	-
AUTO THEFT	3	2	1	1	-	-	-	-	-	-	-	-
FORGERY, COUNTERFEIT.	40	16	13	1	1	-	-	5	-	5	-	-
SEX OFFENSES	-	-	-	-	-	-	-	-	-	-	-	-
MARIHUANA	15	8	4	3	1	-	-	2	-	1	1	-
NARCOTICS	65	31	5	12	7	5	2	14	-	11	3	-
WEAPONS AND FIREARMS	20	5	-	2	1	2	-	6	2	4	-	-
ESCAPE	8	5	5	-	-	-	-	1	-	1	-	-
OTHER GENERAL OFFENSES	32	21	5	10	3	2	1	3	1	2	-	-
IMMIGRATION LAWS	7	1	1	-	-	-	-	3	3	-	-	-
LIQUOR, INTERNAL REV.	1	-	-	-	-	-	-	-	-	-	-	-
SELECTIVE SERVICE ACT	-	-	-	-	-	-	-	-	-	-	-	-
OTHER SPECIAL OFFENSES (FEDERAL STATUTES)	37	1	1	-	-	-	-	9	-	9	-	-
NEW HAMPSHIRE TOTAL	41	10	-	2	2	2	4	5	-	3	1	1
HOMICIDE	-	-	-	-	-	-	-	-	-	-	-	-
ROBBERY	2	2	-	-	1	-	1	-	-	-	-	-
ASSAULT	-	-	-	-	-	-	-	-	-	-	-	-
BURGLARY	-	-	-	-	-	-	-	-	-	-	-	-
LARCENY AND THEFT	1	-	-	-	-	-	-	-	-	-	-	-
EMBEZZLEMENT	-	-	-	-	-	-	-	-	-	-	-	-
FRAUD	14	1	-	1	-	-	-	2	-	-	1	1
AUTO THEFT	2	-	-	-	-	-	-	1	-	1	-	-
FORGERY, COUNTERFEIT.	2	-	-	-	-	-	-	-	-	-	-	-
SEX OFFENSES	-	-	-	-	-	-	-	-	-	-	-	-
MARIHUANA	4	3	-	-	1	2	-	-	-	-	-	-
NARCOTICS	7	2	-	1	-	-	2	2	-	2	-	-
WEAPONS AND FIREARMS	-	-	-	-	-	-	-	-	-	-	-	-
ESCAPE	-	-	-	-	-	-	-	-	-	-	-	-
OTHER GENERAL OFFENSES	2	1	-	-	-	-	1	-	-	-	-	-
IMMIGRATION LAWS	-	-	-	-	-	-	-	-	-	-	-	-
LIQUOR, INTERNAL REV.	-	-	-	-	-	-	-	-	-	-	-	-
SELECTIVE SERVICE ACT	-	-	-	-	-	-	-	-	-	-	-	-
OTHER SPECIAL OFFENSES (FEDERAL STATUTES)	7	-	-	-	-	-	-	-	-	-	-	-

TABLE 2
UNITED STATES DISTRICT COURTS
TYPE AND LENGTH OF SENTENCES FOR CONVICTED DEFENDANTS BY OFFENSE
TWELVE MONTH PERIOD ENDED JUNE 30, 1980

TERMS OF PROBATION					PROBATION W/O SUPERVISION SUSPENDED SENTENCE	FINE ONLY				DISTRICT AND OFFENSE
TOTAL	12 MOS. AND UNDER	13-24 MOS.	25-48 MOS.	49 MOS. AND OVER		TOTAL	LESS THAN $1,000	$1,000-9,999	$10,000 AND OVER	
44	9	34	1	-	-	9	3	6	-	MAINE TOTAL
-	-	-	-	-	-	-	-	-	-	HOMICIDE
-	-	-	-	-	-	-	-	-	-	ROBBERY
3	1	2	-	-	-	-	-	-	-	ASSAULT
-	-	-	-	-	-	-	-	-	-	BURGLARY
8	1	7	-	-	-	-	-	-	-	LARCENY AND THEFT
7	-	7	-	-	-	-	-	-	-	EMBEZZLEMENT
5	-	5	-	-	-	1	1	-	-	FRAUD
1	-	1	-	-	-	-	-	-	-	AUTO THEFT
6	1	5	-	-	-	-	-	-	-	FORGERY, COUNTERFEIT.
-	-	-	-	-	-	-	-	-	-	SEX OFFENSES
1	-	1	-	-	-	-	-	-	-	MARIHUANA
2	-	2	-	-	-	-	-	-	-	NARCOTICS
-	-	-	-	-	-	-	-	-	-	WEAPONS AND FIREARMS
-	-	-	-	-	-	-	-	-	-	ESCAPE
1	-	-	1	-	-	2	1	1	-	OTHER GENERAL OFFENSES
1	-	1	-	-	-	-	-	-	-	IMMIGRATION LAWS
-	-	-	-	-	-	-	-	-	-	LIQUOR, INTERNAL REV.
-	-	-	-	-	-	-	-	-	-	SELECTIVE SERVICE ACT
9	6	3	-	-	-	6	1	5	-	OTHER SPECIAL OFFENSES (FEDERAL STATUTES)
234	48	159	26	1	1	22	4	15	3	MASSACHUSETTS TOTAL
-	-	-	-	-	-	-	-	-	-	HOMICIDE
-	-	-	-	-	-	-	-	-	-	ROBBERY
1	1	-	-	-	-	-	-	-	-	ASSAULT
-	-	-	-	-	-	-	-	-	-	BURGLARY
48	9	38	1	-	-	1	1	-	-	LARCENY AND THEFT
17	2	12	2	1	-	-	-	-	-	EMBEZZLEMENT
87	20	52	15	-	1	6	1	4	1	FRAUD
1	-	1	-	-	-	-	-	-	-	AUTO THEFT
20	1	18	1	-	-	-	-	-	-	FORGERY, COUNTERFEIT.
-	-	-	-	-	-	-	-	-	-	SEX OFFENSES
5	1	4	-	-	-	-	-	-	-	MARIHUANA
20	2	13	5	-	-	-	-	-	-	NARCOTICS
8	1	6	1	-	-	1	-	1	-	WEAPONS AND FIREARMS
2	2	-	-	-	-	-	-	-	-	ESCAPE
8	-	7	1	-	-	-	-	-	-	OTHER GENERAL OFFENSES
3	2	1	-	-	-	-	-	-	-	IMMIGRATION LAWS
-	-	-	-	-	-	1	-	1	-	LIQUOR, INTERNAL REV.
-	-	-	-	-	-	-	-	-	-	SELECTIVE SERVICE ACT
14	7	7	-	-	-	13	2	9	2	OTHER SPECIAL OFFENSES (FEDERAL STATUTES)
20	5	5	8	2	-	6	3	3	-	NEW HAMPSHIRE TOTAL
-	-	-	-	-	-	-	-	-	-	HOMICIDE
-	-	-	-	-	-	-	-	-	-	ROBBERY
-	-	-	-	-	-	-	-	-	-	ASSAULT
-	-	-	-	-	-	-	-	-	-	BURGLARY
1	-	-	1	-	-	-	-	-	-	LARCENY AND THEFT
-	-	-	-	-	-	-	-	-	-	EMBEZZLEMENT
9	3	-	5	1	-	2	1	1	-	FRAUD
1	-	1	-	-	-	-	-	-	-	AUTO THEFT
2	-	1	1	-	-	-	-	-	-	FORGERY, COUNTERFEIT.
-	-	-	-	-	-	-	-	-	-	SEX OFFENSES
1	-	-	-	1	-	-	-	-	-	MARIHUANA
2	-	1	1	-	-	-	-	-	-	NARCOTICS
-	-	-	-	-	-	-	-	-	-	WEAPONS AND FIREARMS
-	-	-	-	-	-	-	-	-	-	ESCAPE
1	-	1	-	-	-	-	-	-	-	OTHER GENERAL OFFENSES
-	-	-	-	-	-	-	-	-	-	IMMIGRATION LAWS
-	-	-	-	-	-	-	-	-	-	LIQUOR, INTERNAL REV.
-	-	-	-	-	-	-	-	-	-	SELECTIVE SERVICE ACT
3	2	1	-	-	-	4	2	2	-	OTHER SPECIAL OFFENSES (FEDERAL STATUTES)

TABLE 2
UNITED STATES DISTRICT COURTS
TYPE AND LENGTH OF SENTENCES FOR CONVICTED DEFENDANTS BY OFFENSE
TWELVE MONTH PERIOD ENDED JUNE 30, 1980

DISTRICT AND OFFENSE	TOTAL	TERMS OF IMPRISONMENT						PROBATION TERMS OF SPLIT SENTENCES				
		TOTAL	12 MOS. AND UNDER	13-24 MOS.	25-36 MOS.	37-60 MOS.	61 MOS. AND OVER	TOTAL	12 MOS. AND UNDER	13-24 MOS.	25-48 MOS.	49 MOS. AND OVER
RHODE ISLAND TOTAL	66	19	3	5	4	3	4	10	3	2	-	-
HOMICIDE	-	-	-	-	-	-	-	-	-	-	-	-
ROBBERY	-	-	-	-	-	-	-	-	-	-	-	-
ASSAULT	1	-	-	-	-	-	-	-	-	-	-	-
BURGLARY	-	-	-	-	-	-	-	-	-	-	-	-
LARCENY AND THEFT	15	3	1	-	2	-	-	3	2	1	-	-
EMBEZZLEMENT	3	1	-	-	-	-	1	-	-	-	-	-
FRAUD	24	3	1	-	-	2	-	6	6	-	-	-
AUTO THEFT	2	-	-	-	-	-	-	-	-	-	-	-
FORGERY, COUNTERFEIT.	9	6	-	2	1	1	2	-	-	-	-	-
SEX OFFENSES	-	-	-	-	-	-	-	-	-	-	-	-
MARIHUANA	-	-	-	-	-	-	-	-	-	-	-	-
NARCOTICS	3	2	-	1	1	-	-	-	-	-	-	-
WEAPONS AND FIREARMS	2	1	1	-	-	-	-	-	-	-	-	-
ESCAPE	-	-	-	-	-	-	-	-	-	-	-	-
OTHER GENERAL OFFENSES	2	1	-	-	-	-	1	1	-	1	-	-
IMMIGRATION LAWS	-	-	-	-	-	-	-	-	-	-	-	-
LIQUOR, INTERNAL REV.	-	-	-	-	-	-	-	-	-	-	-	-
SELECTIVE SERVICE ACT	-	-	-	-	-	-	-	-	-	-	-	-
OTHER SPECIAL OFFENSES (FEDERAL STATUTES)	5	2	-	2	-	-	-	-	-	-	-	-
PUERTO RICO TOTAL	356	76	24	13	12	12	15	36	-	1	2	33
HOMICIDE	-	-	-	-	-	-	-	-	-	-	-	-
ROBBERY	-	-	-	-	-	-	-	-	-	-	-	-
ASSAULT	1	-	-	-	-	-	-	-	-	-	-	-
BURGLARY	-	-	-	-	-	-	-	-	-	-	-	-
LARCENY AND THEFT	10	3	1	-	1	-	1	1	-	-	1	-
EMBEZZLEMENT	5	-	-	-	-	-	-	-	-	-	-	-
FRAUD	19	3	2	-	-	1	-	2	-	-	1	1
AUTO THEFT	-	-	-	-	-	-	-	-	-	-	-	-
FORGERY, COUNTERFEIT.	10	6	1	1	2	2	-	1	-	-	-	1
SEX OFFENSES	-	-	-	-	-	-	-	-	-	-	-	-
MARIHUANA	40	19	8	4	4	1	2	16	-	-	-	16
NARCOTICS	35	31	1	6	5	8	11	-	-	-	-	-
WEAPONS AND FIREARMS	-	-	-	-	-	-	-	-	-	-	-	-
ESCAPE	1	-	-	-	-	-	-	-	-	-	-	-
OTHER GENERAL OFFENSES	1	1	-	-	-	-	1	-	-	-	-	-
IMMIGRATION LAWS	162	5	3	2	-	-	-	15	-	1	-	14
LIQUOR, INTERNAL REV.	-	-	-	-	-	-	-	-	-	-	-	-
SELECTIVE SERVICE ACT	-	-	-	-	-	-	-	-	-	-	-	-
OTHER SPECIAL OFFENSES (FEDERAL STATUTES)	72	8	8	-	-	-	-	-	-	-	-	-
CONNECTICUT TOTAL	141	32	10	7	3	9	3	18	2	6	9	1
HOMICIDE	-	-	-	-	-	-	-	-	-	-	-	-
ROBBERY	1	1	-	-	-	-	1	-	-	-	-	-
ASSAULT	-	-	-	-	-	-	-	-	-	-	-	-
BURGLARY	-	-	-	-	-	-	-	-	-	-	-	-
LARCENY AND THEFT	21	7	1	2	-	4	-	3	-	3	-	-
EMBEZZLEMENT	15	1	-	-	1	-	-	4	-	2	2	-
FRAUD	54	8	5	1	-	2	-	8	2	-	2	1
AUTO THEFT	-	-	-	-	-	-	-	-	-	-	-	-
FORGERY, COUNTERFEIT.	7	1	-	1	-	-	-	2	-	-	2	-
SEX OFFENSES	-	-	-	-	-	-	-	-	-	-	-	-
MARIHUANA	-	-	-	-	-	-	-	-	-	-	-	-
NARCOTICS	18	9	2	1	1	3	2	-	-	-	-	-
WEAPONS AND FIREARMS	6	1	-	1	-	-	-	1	-	-	1	-
ESCAPE	2	2	-	1	1	-	-	-	-	-	-	-
OTHER GENERAL OFFENSES	3	-	-	-	-	-	-	2	-	1	1	-
IMMIGRATION LAWS	2	1	1	-	-	-	-	-	-	-	-	-
LIQUOR, INTERNAL REV.	-	-	-	-	-	-	-	-	-	-	-	-
SELECTIVE SERVICE ACT	-	-	-	-	-	-	-	-	-	-	-	-
OTHER SPECIAL OFFENSES (FEDERAL STATUTES)	12	1	1	-	-	-	-	1	-	-	1	-

TABLE 2
UNITED STATES DISTRICT COURTS
TYPE AND LENGTH OF SENTENCES FOR CONVICTED DEFENDANTS BY OFFENSE
TWELVE MONTH PERIOD ENDED JUNE 30, 1980

TERMS OF PROBATION					PROBATION W/O SUPERVISION SUSPENDED SENTENCE	FINE ONLY				DISTRICT AND OFFENSE
TOTAL	12 MOS. AND UNDER	13-24 MOS.	25-48 MOS.	49 MOS. AND OVER		TOTAL	LESS THAN $1,000	$1,000-9,999	$10,000 AND OVER	
33	19	11	2	1	2	2	1	1	-	RHODE ISLAND TOTAL
-	-	-	-	-	-	-	-	-	-	HOMICIDE
-	-	-	-	-	-	-	-	-	-	ROBBERY
1	1	-	-	-	-	-	-	-	-	ASSAULT
-	-	-	-	-	-	-	-	-	-	BURGLARY
7	4	3	-	-	2	-	-	-	-	LARCENY AND THEFT
2	1	1	-	-	-	-	-	-	-	EMBEZZLEMENT
13	10	1	2	-	-	2	1	1	-	FRAUD
2	-	2	-	-	-	-	-	-	-	AUTO THEFT
3	-	2	-	1	-	-	-	-	-	FORGERY, COUNTERFEIT.
-	-	-	-	-	-	-	-	-	-	SEX OFFENSES
-	-	-	-	-	-	-	-	-	-	MARIHUANA
1	-	1	-	-	-	-	-	-	-	NARCOTICS
1	-	1	-	-	-	-	-	-	-	WEAPONS AND FIREARMS
-	-	-	-	-	-	-	-	-	-	ESCAPE
-	-	-	-	-	-	-	-	-	-	OTHER GENERAL OFFENSES
-	-	-	-	-	-	-	-	-	-	IMMIGRATION LAWS
-	-	-	-	-	-	-	-	-	-	LIQUOR, INTERNAL REV.
-	-	-	-	-	-	-	-	-	-	SELECTIVE SERVICE ACT
3	3	-	-	-	-	-	-	-	-	OTHER SPECIAL OFFENSES (FEDERAL STATUTES)
206	21	21	121	43	-	38	33	4	1	PUERTO RICO TOTAL
-	-	-	-	-	-	-	-	-	-	HOMICIDE
-	-	-	-	-	-	-	-	-	-	ROBBERY
1	-	-	1	-	-	-	-	-	-	ASSAULT
-	-	-	-	-	-	-	-	-	-	BURGLARY
6	-	1	5	-	-	-	-	-	-	LARCENY AND THEFT
5	-	-	3	2	-	-	-	-	-	EMBEZZLEMENT
12	1	3	7	1	-	2	1	-	1	FRAUD
-	-	-	-	-	-	-	-	-	-	AUTO THEFT
3	-	-	2	1	-	-	-	-	-	FORGERY, COUNTERFEIT.
-	-	-	-	-	-	-	-	-	-	SEX OFFENSES
5	-	-	-	5	-	-	-	-	-	MARIHUANA
4	-	-	1	3	-	-	-	-	-	NARCOTICS
-	-	-	-	-	-	-	-	-	-	WEAPONS AND FIREARMS
1	-	-	1	-	-	-	-	-	-	ESCAPE
-	-	-	-	-	-	-	-	-	-	OTHER GENERAL OFFENSES
141	3	14	101	23	-	-	-	-	-	IMMIGRATION LAWS
-	-	-	-	-	-	-	-	-	-	LIQUOR, INTERNAL REV.
-	-	-	-	-	-	-	-	-	-	SELECTIVE SERVICE ACT
28	17	3	-	8	-	36	32	4	-	OTHER SPECIAL OFFENSES (FEDERAL STATUTES)
78	20	24	16	18	1	12	5	6	1	CONNECTICUT TOTAL
-	-	-	-	-	-	-	-	-	-	HOMICIDE
-	-	-	-	-	-	-	-	-	-	ROBBERY
-	-	-	-	-	-	-	-	-	-	ASSAULT
-	-	-	-	-	-	-	-	-	-	BURGLARY
11	2	3	3	3	-	-	-	-	-	LARCENY AND THEFT
9	-	7	1	1	-	1	-	1	-	EMBEZZLEMENT
34	13	10	7	4	-	7	3	4	-	FRAUD
-	-	-	-	-	-	-	-	-	-	AUTO THEFT
6	-	1	2	1	-	-	-	-	-	FORGERY, COUNTERFEIT.
-	-	-	-	-	-	-	-	-	-	SEX OFFENSES
-	-	-	-	-	-	-	-	-	-	MARIHUANA
9	2	1	2	4	-	-	-	-	-	NARCOTICS
4	-	-	-	4	-	-	-	-	-	WEAPONS AND FIREARMS
-	-	-	-	-	-	-	-	-	-	ESCAPE
1	-	-	-	1	-	-	-	-	-	OTHER GENERAL OFFENSES
-	-	-	-	-	1	-	-	-	-	IMMIGRATION LAWS
-	-	-	-	-	-	-	-	-	-	LIQUOR, INTERNAL REV.
-	-	-	-	-	-	-	-	-	-	SELECTIVE SERVICE ACT
6	3	2	1	-	-	4	2	1	1	OTHER SPECIAL OFFENSES (FEDERAL STATUTES)

TABLE 2
UNITED STATES DISTRICT COURTS
TYPE AND LENGTH OF SENTENCES FOR CONVICTED DEFENDANTS BY OFFENSE
TWELVE MONTH PERIOD ENDED JUNE 30, 1980

DISTRICT AND OFFENSE	TOTAL	TERMS OF IMPRISONMENT						PROBATION TERMS OF SPLIT SENTENCES				
		TOTAL	12 MOS. AND UNDER	13-24 MOS.	25-36 MOS.	37-60 MOS.	61 MOS. AND OVER	TOTAL	12 MOS. AND UNDER	13-24 MOS.	25-48 MOS.	49 MOS. AND OVER
NEW YORK NORTHERN TOTAL	128	35	21	7	5	2	-	3	1	-	2	-
HOMICIDE	-	-	-	-	-	-	-	-	-	-	-	-
ROBBERY	1	1	-	-	-	1	-	-	-	-	-	-
ASSAULT	-	-	-	-	-	-	-	-	-	-	-	-
BURGLARY	-	-	-	-	-	-	-	-	-	-	-	-
LARCENY AND THEFT	7	2	1	1	-	-	-	-	-	-	-	-
EMBEZZLEMENT	21	2	-	2	-	-	-	-	-	-	-	-
FRAUD	35	6	4	-	2	-	-	-	-	-	-	-
AUTO THEFT	2	2	1	-	1	-	-	-	-	-	-	-
FORGERY, COUNTERFEIT.	6	1	-	1	-	-	-	-	-	-	-	-
SEX OFFENSES	-	-	-	-	-	-	-	-	-	-	-	-
MARIHUANA	5	5	-	2	2	1	-	-	-	-	-	-
NARCOTICS	7	5	4	1	-	-	-	-	-	-	-	-
WEAPONS AND FIREARMS	4	1	1	-	-	-	-	1	-	-	1	-
ESCAPE	-	-	-	-	-	-	-	-	-	-	-	-
OTHER GENERAL OFFENSES	4	-	-	-	-	-	-	1	-	-	1	-
IMMIGRATION LAWS	25	9	9	-	-	-	-	-	-	-	-	-
LIQUOR, INTERNAL REV.	-	-	-	-	-	-	-	-	-	-	-	-
SELECTIVE SERVICE ACT	-	-	-	-	-	-	-	-	-	-	-	-
OTHER SPECIAL OFFENSES (FEDERAL STATUTES)	11	1	1	-	-	-	-	1	1	-	-	-
NEW YORK EASTERN TOTAL	713	328	32	36	49	114	97	71	3	18	38	12
HOMICIDE	-	-	-	-	-	-	-	-	-	-	-	-
ROBBERY	44	37	-	-	-	8	29	-	-	-	-	-
ASSAULT	6	2	-	-	-	-	2	-	-	-	-	-
BURGLARY	2	2	-	-	-	2	-	-	-	-	-	-
LARCENY AND THEFT	123	45	16	6	5	15	3	12	-	4	5	3
EMBEZZLEMENT	14	1	-	-	1	-	-	4	-	2	2	-
FRAUD	138	23	3	7	9	2	2	21	2	7	9	3
AUTO THEFT	2	1	-	1	-	-	-	-	-	-	-	-
FORGERY, COUNTERFEIT.	33	13	-	4	4	5	-	3	-	1	-	2
SEX OFFENSES	-	-	-	-	-	-	-	-	-	-	-	-
MARIHUANA	13	8	1	1	1	4	1	1	-	-	1	-
NARCOTICS	221	164	4	10	24	76	50	12	-	3	8	1
WEAPONS AND FIREARMS	16	4	1	1	2	-	-	2	-	-	1	1
ESCAPE	3	1	-	1	-	-	-	-	-	-	-	-
OTHER GENERAL OFFENSES	38	15	2	-	2	2	9	10	1	-	9	-
IMMIGRATION LAWS	10	3	-	3	-	-	-	4	-	1	1	2
LIQUOR, INTERNAL REV.	-	-	-	-	-	-	-	-	-	-	-	-
SELECTIVE SERVICE ACT	-	-	-	-	-	-	-	-	-	-	-	-
OTHER SPECIAL OFFENSES (FEDERAL STATUTES)	50	9	5	2	1	-	1	2	-	-	2	-
NEW YORK SOUTHERN TOTAL	1,084	456	79	96	71	116	94	121	9	34	53	25
HOMICIDE	-	-	-	-	-	-	-	-	-	-	-	-
ROBBERY	58	54	2	2	5	8	39	2	-	-	-	2
ASSAULT	4	2	2	-	-	-	-	-	-	-	-	-
BURGLARY	1	-	-	-	-	-	-	-	-	-	-	-
LARCENY AND THEFT	130	45	9	18	6	8	4	29	2	5	12	7
EMBEZZLEMENT	49	7	1	4	-	2	-	1	-	-	1	-
FRAUD	262	70	21	20	12	14	3	26	1	10	9	5
AUTO THEFT	8	5	1	-	1	3	-	1	-	1	-	-
FORGERY, COUNTERFEIT.	89	31	10	10	6	3	3	16	2	3	6	5
SEX OFFENSES	-	-	-	-	-	-	-	-	-	-	-	-
MARIHUANA	4	-	-	-	-	-	-	-	-	-	-	-
NARCOTICS	324	194	18	32	36	68	40	31	2	6	14	5
WEAPONS AND FIREARMS	24	9	2	-	2	5	-	3	-	1	2	-
ESCAPE	14	6	2	3	1	-	-	5	1	1	2	1
OTHER GENERAL OFFENSES	31	18	2	2	3	3	5	1	-	1	-	-
IMMIGRATION LAWS	21	9	3	2	1	-	-	1	-	1	-	-
LIQUOR, INTERNAL REV.	-	-	-	-	-	-	-	-	-	-	-	-
SELECTIVE SERVICE ACT	-	-	-	-	-	-	-	-	-	-	-	-
OTHER SPECIAL OFFENSES (FEDERAL STATUTES)	65	12	6	3	1	2	-	6	1	2	3	-

TABLE 2
UNITED STATES DISTRICT COURTS
TYPE AND LENGTH OF SENTENCES FOR CONVICTED DEFENDANTS BY OFFENSE
TWELVE MONTH PERIOD ENDED JUNE 30, 1980

TERMS OF PROBATION					PROBATION W/O SUPERVISION SUSPENDED SENTENCE	FINE ONLY				DISTRICT AND OFFENSE
TOTAL	12 MOS. AND UNDER	13-24 MOS.	25-48 MOS.	49 MOS. AND OVER		TOTAL	LESS THAN $1,000	$1,000-9,999	$10,000 AND OVER	
80	39	24	16	1	3	7	3	3	1	NEW YORK NORTHERN TOTAL
-	-	-	-	-	-	-	-	-	-	HOMICIDE
-	-	-	-	-	-	-	-	-	-	ROBBERY
-	-	-	-	-	-	-	-	-	-	ASSAULT
-	-	-	-	-	-	-	-	-	-	BURGLARY
5	2	3	-	-	-	-	-	-	-	LARCENY AND THEFT
17	7	7	2	1	2	-	-	-	-	EMBEZZLEMENT
28	9	7	12	-	-	1	-	1	-	FRAUD
-	-	-	-	-	-	-	-	-	-	AUTO THEFT
5	4	-	1	-	-	-	-	-	-	FORGERY, COUNTERFEIT.
-	-	-	-	-	-	-	-	-	-	SEX OFFENSES
-	-	-	-	-	-	-	-	-	-	MARIHUANA
2	-	1	1	-	-	-	-	-	-	NARCOTICS
2	-	2	-	-	-	-	-	-	-	WEAPONS AND FIREARMS
-	-	-	-	-	-	-	-	-	-	ESCAPE
-	-	-	-	-	-	3	3	-	-	OTHER GENERAL OFFENSES
15	12	3	-	-	1	-	-	-	-	IMMIGRATION LAWS
-	-	-	-	-	-	-	-	-	-	LIQUOR, INTERNAL REV.
-	-	-	-	-	-	-	-	-	-	SELECTIVE SERVICE ACT
6	5	1	-	-	-	3	-	2	1	OTHER SPECIAL OFFENSES (FEDERAL STATUTES)
287	43	61	102	81	13	14	1	8	5	NEW YORK EASTERN TOTAL
-	-	-	-	-	-	-	-	-	-	HOMICIDE
7	-	-	1	6	-	-	-	-	-	ROBBERY
4	1	1	1	1	-	-	-	-	-	ASSAULT
-	-	-	-	-	-	-	-	-	-	BURGLARY
64	14	15	21	14	1	1	-	1	-	LARCENY AND THEFT
8	1	4	1	2	1	-	-	-	-	EMBEZZLEMENT
77	12	27	30	8	7	10	1	5	4	FRAUD
1	-	-	1	-	-	-	-	-	-	AUTO THEFT
17	-	1	8	8	-	-	-	-	-	FORGERY, COUNTERFEIT.
-	-	-	-	-	-	-	-	-	-	SEX OFFENSES
4	1	-	-	3	-	-	-	-	-	MARIHUANA
45	1	1	12	31	-	-	-	-	-	NARCOTICS
10	-	-	8	2	-	-	-	-	-	WEAPONS AND FIREARMS
2	-	-	-	2	-	-	-	-	-	ESCAPE
10	2	-	7	1	1	2	-	1	1	OTHER GENERAL OFFENSES
2	-	-	2	-	1	-	-	-	-	IMMIGRATION LAWS
-	-	-	-	-	-	-	-	-	-	LIQUOR, INTERNAL REV.
-	-	-	-	-	-	-	-	-	-	SELECTIVE SERVICE ACT
36	11	12	10	3	2	1	-	1	-	OTHER SPECIAL OFFENSES (FEDERAL STATUTES)
447	80	121	182	64	31	29	-	19	10	NEW YORK SOUTHERN TOTAL
-	-	-	-	-	-	-	-	-	-	HOMICIDE
2	-	-	2	-	-	-	-	-	-	ROBBERY
2	1	1	-	-	-	-	-	-	-	ASSAULT
1	-	-	1	-	-	-	-	-	-	BURGLARY
53	5	13	26	9	2	1	-	-	1	LARCENY AND THEFT
40	4	10	15	11	1	-	-	-	-	EMBEZZLEMENT
164	31	44	54	15	9	14	-	9	5	FRAUD
2	-	1	1	-	-	-	-	-	-	AUTO THEFT
42	6	12	21	3	-	-	-	-	-	FORGERY, COUNTERFEIT.
-	-	-	-	-	-	-	-	-	-	SEX OFFENSES
4	2	1	-	1	-	-	-	-	-	MARIHUANA
96	6	22	49	16	3	-	-	-	-	NARCOTICS
11	1	-	6	4	1	-	-	-	-	WEAPONS AND FIREARMS
3	1	2	-	-	-	-	-	-	-	ESCAPE
8	5	1	1	1	3	4	-	4	-	OTHER GENERAL OFFENSES
6	1	3	-	2	6	2	-	1	1	IMMIGRATION LAWS
-	-	-	-	-	-	-	-	-	-	LIQUOR, INTERNAL REV.
-	-	-	-	-	-	-	-	-	-	SELECTIVE SERVICE ACT
33	15	10	6	2	6	8	-	5	3	OTHER SPECIAL OFFENSES (FEDERAL STATUTES)

TABLE 2
UNITED STATES DISTRICT COURTS
TYPE AND LENGTH OF SENTENCES FOR CONVICTED DEFENDANTS BY OFFENSE
TWELVE MONTH PERIOD ENDED JUNE 30, 1980

DISTRICT AND OFFENSE	TOTAL	TERMS OF IMPRISONMENT						PROBATION TERMS OF SPLIT SENTENCES				
		TOTAL	12 MOS. AND UNDER	13-24 MOS.	25-36 MOS.	37-60 MOS.	61 MOS. AND OVER	TOTAL	12 MOS. AND UNDER	13-24 MOS.	25-48 MOS.	49 MOS. AND OVER
NEW YORK WESTERN TOTAL	215	77	15	14	10	13	25	10	-	1	9	-
HOMICIDE	1	-	-	-	-	-	-	-	-	-	-	-
ROBBERY	8	6	-	-	-	-	6	-	-	-	-	-
ASSAULT	-	-	-	-	-	-	-	-	-	-	-	-
BURGLARY	-	-	-	-	-	-	-	-	-	-	-	-
LARCENY AND THEFT	30	14	2	-	2	1	9	2	-	-	2	-
EMBEZZLEMENT	14	5	1	3	-	1	-	-	-	-	-	-
FRAUD	71	16	5	4	3	3	1	6	-	1	5	-
AUTO THEFT	2	1	-	1	-	-	-	-	-	-	-	-
FORGERY, COUNTERFEIT.	9	7	1	-	1	4	1	-	-	-	-	-
SEX OFFENSES	1	-	-	-	-	-	-	-	-	-	-	-
MARIHUANA	-	-	-	-	-	-	-	-	-	-	-	-
NARCOTICS	21	11	3	4	2	1	1	-	-	-	-	-
WEAPONS AND FIREARMS	10	6	-	-	2	2	2	2	-	-	2	-
ESCAPE	-	-	-	-	-	-	-	-	-	-	-	-
OTHER GENERAL OFFENSES	7	6	1	-	-	1	4	-	-	-	-	-
IMMIGRATION LAWS	5	1	-	1	-	-	-	-	-	-	-	-
LIQUOR, INTERNAL REV.	-	-	-	-	-	-	-	-	-	-	-	-
SELECTIVE SERVICE ACT	-	-	-	-	-	-	-	-	-	-	-	-
OTHER SPECIAL OFFENSES (FEDERAL STATUTES)	37	4	2	1	-	-	1	-	-	-	-	-
VERMONT TOTAL	54	19	9	3	1	5	1	8	2	1	4	1
HOMICIDE	-	-	-	-	-	-	-	-	-	-	-	-
ROBBERY	3	2	-	-	-	1	1	-	-	-	-	-
ASSAULT	-	-	-	-	-	-	-	-	-	-	-	-
BURGLARY	-	-	-	-	-	-	-	-	-	-	-	-
LARCENY AND THEFT	1	-	-	-	-	-	-	1	-	-	1	-
EMBEZZLEMENT	1	-	-	-	-	-	-	-	-	-	-	-
FRAUD	4	-	-	-	-	-	-	2	-	-	2	-
AUTO THEFT	-	-	-	-	-	-	-	-	-	-	-	-
FORGERY, COUNTERFEIT.	1	-	-	-	-	-	-	-	-	-	-	-
SEX OFFENSES	-	-	-	-	-	-	-	-	-	-	-	-
MARIHUANA	2	2	1	-	1	-	-	-	-	-	-	-
NARCOTICS	5	2	-	-	-	2	-	-	-	-	-	-
WEAPONS AND FIREARMS	2	2	-	-	-	2	-	-	-	-	-	-
ESCAPE	-	-	-	-	-	-	-	-	-	-	-	-
OTHER GENERAL OFFENSES	-	-	-	-	-	-	-	-	-	-	-	-
IMMIGRATION LAWS	29	10	8	2	-	-	-	2	-	1	-	1
LIQUOR, INTERNAL REV.	-	-	-	-	-	-	-	-	-	-	-	-
SELECTIVE SERVICE ACT	-	-	-	-	-	-	-	-	-	-	-	-
OTHER SPECIAL OFFENSES (FEDERAL STATUTES)	6	1	-	1	-	-	-	3	2	-	1	-
DELAWARE TOTAL	62	28	5	2	3	13	5	5	-	2	3	-
HOMICIDE	-	-	-	-	-	-	-	-	-	-	-	-
ROBBERY	3	2	-	-	-	-	2	1	-	-	1	-
ASSAULT	-	-	-	-	-	-	-	-	-	-	-	-
BURGLARY	-	-	-	-	-	-	-	-	-	-	-	-
LARCENY AND THEFT	7	3	-	-	1	2	-	-	-	-	-	-
EMBEZZLEMENT	3	-	-	-	-	-	-	2	-	-	2	-
FRAUD	15	3	1	-	-	2	-	1	-	1	-	-
AUTO THEFT	5	4	-	-	-	4	-	-	-	-	-	-
FORGERY, COUNTERFEIT.	4	3	1	-	1	-	1	-	-	-	-	-
SEX OFFENSES	-	-	-	-	-	-	-	-	-	-	-	-
MARIHUANA	1	1	-	-	-	1	-	-	-	-	-	-
NARCOTICS	14	12	3	2	1	4	2	-	-	-	-	-
WEAPONS AND FIREARMS	5	-	-	-	-	-	-	1	-	1	-	-
ESCAPE	-	-	-	-	-	-	-	-	-	-	-	-
OTHER GENERAL OFFENSES	-	-	-	-	-	-	-	-	-	-	-	-
IMMIGRATION LAWS	-	-	-	-	-	-	-	-	-	-	-	-
LIQUOR, INTERNAL REV.	-	-	-	-	-	-	-	-	-	-	-	-
SELECTIVE SERVICE ACT	-	-	-	-	-	-	-	-	-	-	-	-
OTHER SPECIAL OFFENSES (FEDERAL STATUTES)	4	-	-	-	-	-	-	-	-	-	-	-

TABLE 2
UNITED STATES DISTRICT COURTS
TYPE AND LENGTH OF SENTENCES FOR CONVICTED DEFENDANTS BY OFFENSE
TWELVE MONTH PERIOD ENDED JUNE 30, 1980

TERMS OF PROBATION					PROBATION W/O SUPERVISION SUSPENDED SENTENCE	FINE ONLY				DISTRICT AND OFFENSE
TOTAL	12 MOS. AND UNDER	13-24 MOS.	25-48 MOS.	49 MOS. AND OVER		TOTAL	LESS THAN $1,000	$1,000-9,999	$10,000 AND OVER	
108	26	33	45	4	2	18	6	9	3	NEW YORK WESTERN TOTAL
-	-	-	-	-	-	-	-	-	-	HOMICIDE
2	-	-	2	-	-	-	-	-	-	ROBBERY
-	-	-	-	-	-	-	-	-	-	ASSAULT
-	-	-	-	-	-	-	-	-	-	BURGLARY
14	3	8	3	-	-	-	-	-	-	LARCENY AND THEFT
9	3	2	3	1	-	-	-	-	-	EMBEZZLEMENT
37	6	9	21	1	-	12	2	8	2	FRAUD
1	-	-	1	-	-	-	-	-	-	AUTO THEFT
2	-	-	2	-	-	-	-	-	-	FORGERY, COUNTERFEIT.
-	-	-	-	-	1	-	-	-	-	SEX OFFENSES
-	-	-	-	-	-	-	-	-	-	MARIHUANA
10	-	3	5	2	-	-	-	-	-	NARCOTICS
2	-	-	2	-	-	-	-	-	-	WEAPONS AND FIREARMS
-	-	-	-	-	-	-	-	-	-	ESCAPE
1	-	-	1	-	-	-	-	-	-	OTHER GENERAL OFFENSES
3	-	2	1	-	1	-	-	-	-	IMMIGRATION LAWS
-	-	-	-	-	-	-	-	-	-	LIQUOR, INTERNAL REV.
-	-	-	-	-	-	-	-	-	-	SELECTIVE SERVICE ACT
27	14	9	4	-	-	6	4	1	1	OTHER SPECIAL OFFENSES (FEDERAL STATUTES)
22	2	5	15	-	3	2	1	-	1	VERMONT TOTAL
-	-	-	-	-	-	-	-	-	-	HOMICIDE
1	-	-	1	-	-	-	-	-	-	ROBBERY
-	-	-	-	-	-	-	-	-	-	ASSAULT
-	-	-	-	-	-	-	-	-	-	BURGLARY
-	-	-	-	-	-	-	-	-	-	LARCENY AND THEFT
1	-	-	1	-	-	-	-	-	-	EMBEZZLEMENT
1	-	-	1	-	-	1	-	-	1	FRAUD
-	-	-	-	-	-	-	-	-	-	AUTO THEFT
1	-	-	1	-	-	-	-	-	-	FORGERY, COUNTERFEIT.
-	-	-	-	-	-	-	-	-	-	SEX OFFENSES
-	-	-	-	-	-	-	-	-	-	MARIHUANA
3	-	-	3	-	-	-	-	-	-	NARCOTICS
-	-	-	-	-	-	-	-	-	-	WEAPONS AND FIREARMS
-	-	-	-	-	-	-	-	-	-	ESCAPE
-	-	-	-	-	-	-	-	-	-	OTHER GENERAL OFFENSES
14	2	6	7	-	3	-	-	-	-	IMMIGRATION LAWS
-	-	-	-	-	-	-	-	-	-	LIQUOR, INTERNAL REV.
-	-	-	-	-	-	-	-	-	-	SELECTIVE SERVICE ACT
1	-	-	1	-	-	1	1	-	-	OTHER SPECIAL OFFENSES (FEDERAL STATUTES)
25	9	2	13	1	-	4	3	1	-	DELAWARE TOTAL
-	-	-	-	-	-	-	-	-	-	HOMICIDE
-	-	-	-	-	-	-	-	-	-	ROBBERY
-	-	-	-	-	-	-	-	-	-	ASSAULT
-	-	-	-	-	-	-	-	-	-	BURGLARY
4	-	2	2	-	-	-	-	-	-	LARCENY AND THEFT
1	-	-	1	-	-	-	-	-	-	EMBEZZLEMENT
9	6	-	3	-	-	2	1	1	-	FRAUD
-	-	-	-	-	-	1	1	-	-	AUTO THEFT
1	-	-	1	-	-	-	-	-	-	FORGERY, COUNTERFEIT.
-	-	-	-	-	-	-	-	-	-	SEX OFFENSES
-	-	-	-	-	-	-	-	-	-	MARIHUANA
2	-	-	2	-	-	-	-	-	-	NARCOTICS
5	-	-	4	1	-	-	-	-	-	WEAPONS AND FIREARMS
-	-	-	-	-	-	-	-	-	-	ESCAPE
-	-	-	-	-	-	-	-	-	-	OTHER GENERAL OFFENSES
-	-	-	-	-	-	-	-	-	-	IMMIGRATION LAWS
-	-	-	-	-	-	-	-	-	-	LIQUOR, INTERNAL REV.
-	-	-	-	-	-	-	-	-	-	SELECTIVE SERVICE ACT
3	3	-	-	-	-	1	1	-	-	OTHER SPECIAL OFFENSES (FEDERAL STATUTES)

TABLE 2
UNITED STATES DISTRICT COURTS
TYPE AND LENGTH OF SENTENCES FOR CONVICTED DEFENDANTS BY OFFENSE
TWELVE MONTH PERIOD ENDED JUNE 30, 1980

DISTRICT AND OFFENSE	TOTAL	TERMS OF IMPRISONMENT						PROBATION TERMS OF SPLIT SENTENCES				
		TOTAL	12 MOS. AND UNDER	13-24 MOS.	25-36 MOS.	37-60 MOS.	61 MOS. AND OVER	TOTAL	12 MOS. AND UNDER	13-24 MOS.	25-48 MOS.	49 MOS. AND OVER
NEW JERSEY TOTAL	620	210	56	51	35	27	41	49	1	11	17	20
HOMICIDE	-	-	-	-	-	-	-	-	-	-	-	-
ROBBERY	24	23	-	-	-	2	21	-	-	-	-	-
ASSAULT	7	2	-	1	-	1	-	-	-	-	-	-
BURGLARY	2	-	-	-	-	-	-	-	-	-	-	-
LARCENY AND THEFT	65	26	5	7	6	5	3	5	-	2	1	2
EMBEZZLEMENT	27	1	-	-	-	1	-	2	-	-	1	1
FRAUD	230	55	31	9	10	5	-	13	1	7	4	1
AUTO THEFT	6	2	1	1	-	-	-	1	-	-	-	1
FORGERY, COUNTERFEIT.	74	24	6	8	4	6	-	7	-	-	7	-
SEX OFFENSES	-	-	-	-	-	-	-	-	-	-	-	-
MARIHUANA	23	12	2	5	2	3	-	8	-	-	-	8
NARCOTICS	36	19	1	10	3	2	3	2	-	-	2	-
WEAPONS AND FIREARMS	13	5	1	2	1	-	1	-	-	-	-	-
ESCAPE	5	1	1	-	-	-	-	-	-	-	-	-
OTHER GENERAL OFFENSES	61	32	1	7	9	2	13	6	-	-	1	5
IMMIGRATION LAWS	12	2	1	1	-	-	-	4	-	2	1	1
LIQUOR, INTERNAL REV.	-	-	-	-	-	-	-	-	-	-	-	-
SELECTIVE SERVICE ACT	-	-	-	-	-	-	-	-	-	-	-	-
OTHER SPECIAL OFFENSES (FEDERAL STATUTES)	49	6	6	-	-	-	-	1	-	-	-	1
PENNSYLVANIA EASTERN TOTAL	424	159	26	35	30	36	32	32	-	6	10	16
HOMICIDE	-	-	-	-	-	-	-	-	-	-	-	-
ROBBERY	16	13	-	-	-	6	7	1	-	-	1	-
ASSAULT	8	4	-	1	1	2	-	-	-	-	-	-
BURGLARY	-	-	-	-	-	-	-	-	-	-	-	-
LARCENY AND THEFT	48	23	5	6	4	1	7	1	-	1	-	-
EMBEZZLEMENT	18	1	-	-	-	1	-	2	-	-	2	-
FRAUD	111	14	3	5	4	1	1	10	-	1	5	4
AUTO THEFT	6	3	-	-	2	-	1	-	-	-	-	-
FORGERY, COUNTERFEIT.	22	5	-	3	2	-	-	1	-	-	1	-
SEX OFFENSES	-	-	-	-	-	-	-	-	-	-	-	-
MARIHUANA	1	-	-	-	-	-	-	-	-	-	-	-
NARCOTICS	91	66	10	14	10	21	11	8	-	-	-	8
WEAPONS AND FIREARMS	26	13	5	2	2	2	2	1	-	-	1	-
ESCAPE	2	2	1	1	-	-	-	-	-	-	-	-
OTHER GENERAL OFFENSES	27	11	-	2	4	2	3	4	-	1	-	3
IMMIGRATION LAWS	2	1	1	-	-	-	-	-	-	-	-	-
LIQUOR, INTERNAL REV.	-	-	-	-	-	-	-	-	-	-	-	-
SELECTIVE SERVICE ACT	-	-	-	-	-	-	-	-	-	-	-	-
OTHER SPECIAL OFFENSES (FEDERAL STATUTES)	46	3	1	1	1	-	-	4	-	3	-	1
PENNSYLVANIA MIDDLE TOTAL	103	44	22	7	3	1	11	6	-	1	4	1
HOMICIDE	2	2	-	-	-	-	2	-	-	-	-	-
ROBBERY	7	7	-	-	-	1	6	-	-	-	-	-
ASSAULT	1	1	1	-	-	-	-	-	-	-	-	-
BURGLARY	2	1	1	-	-	-	-	-	-	-	-	-
LARCENY AND THEFT	7	4	2	1	-	-	1	-	-	-	-	-
EMBEZZLEMENT	10	1	1	-	-	-	-	2	-	-	1	1
FRAUD	38	9	5	1	1	-	2	3	-	1	2	-
AUTO THEFT	-	-	-	-	-	-	-	-	-	-	-	-
FORGERY, COUNTERFEIT.	5	3	1	2	-	-	-	-	-	-	-	-
SEX OFFENSES	-	-	-	-	-	-	-	-	-	-	-	-
MARIHUANA	1	1	1	-	-	-	-	-	-	-	-	-
NARCOTICS	-	-	-	-	-	-	-	-	-	-	-	-
WEAPONS AND FIREARMS	1	-	-	-	-	-	-	1	-	-	1	-
ESCAPE	13	12	9	1	2	-	-	-	-	-	-	-
OTHER GENERAL OFFENSES	4	3	1	2	-	-	-	-	-	-	-	-
IMMIGRATION LAWS	-	-	-	-	-	-	-	-	-	-	-	-
LIQUOR, INTERNAL REV.	-	-	-	-	-	-	-	-	-	-	-	-
SELECTIVE SERVICE ACT	-	-	-	-	-	-	-	-	-	-	-	-
OTHER SPECIAL OFFENSES (FEDERAL STATUTES)	8	-	-	-	-	-	-	-	-	-	-	-

TABLE 2
UNITED STATES DISTRICT COURTS
TYPE AND LENGTH OF SENTENCES FOR CONVICTED DEFENDANTS BY OFFENSE
TWELVE MONTH PERIOD ENDED JUNE 30, 1980

TERMS OF PROBATION					PROBATION W/O SUPERVISION SUSPENDED SENTENCE	FINE ONLY				DISTRICT AND OFFENSE
TOTAL	12 MOS. AND UNDER	13-24 MOS.	25-48 MOS.	49 MOS. AND OVER		TOTAL	LESS THAN $1,000	$1,000-9,999	$10,000 AND OVER	
315	76	92	107	40	10	36	16	14	6	NEW JERSEY TOTAL
-	-	-	-	-	-	-	-	-	-	HOMICIDE
1	-	-	-	1	-	-	-	-	-	ROBBERY
4	2	2	-	-	-	1	1	-	-	ASSAULT
2	-	-	2	-	-	-	-	-	-	BURGLARY
30	4	10	12	4	1	3	2	1	-	LARCENY AND THEFT
22	2	4	12	4	-	2	2	-	-	EMBEZZLEMENT
146	53	40	39	14	6	10	3	2	5	FRAUD
3	-	-	1	2	-	-	-	-	-	AUTO THEFT
42	3	11	17	11	1	-	-	-	-	FORGERY, COUNTERFEIT.
-	-	-	-	-	-	-	-	-	-	SEX OFFENSES
3	1	-	2	-	-	-	-	-	-	MARIHUANA
14	3	2	8	1	1	-	-	-	-	NARCOTICS
8	1	2	3	2	-	-	-	-	-	WEAPONS AND FIREARMS
-	-	-	-	-	-	-	-	-	-	ESCAPE
8	1	4	3	-	-	5	5	-	-	OTHER GENERAL OFFENSES
6	-	5	1	-	-	-	-	-	-	IMMIGRATION LAWS
-	-	-	-	-	-	-	-	-	-	LIQUOR, INTERNAL REV.
-	-	-	-	-	-	-	-	-	-	SELECTIVE SERVICE ACT
26	6	12	7	1	1	15	3	11	1	OTHER SPECIAL OFFENSES (FEDERAL STATUTES)
224	30	26	74	94	4	5	-	2	3	PENNSYLVANIA EASTERN TOTAL
-	-	-	-	-	-	-	-	-	-	HOMICIDE
2	-	-	-	2	-	-	-	-	-	ROBBERY
4	2	1	-	1	-	-	-	-	-	ASSAULT
-	-	-	-	-	-	-	-	-	-	BURGLARY
24	1	4	10	9	-	-	-	-	-	LARCENY AND THEFT
15	-	2	8	5	-	-	-	-	-	EMBEZZLEMENT
82	5	6	27	44	3	2	-	2	-	FRAUD
3	-	-	1	2	-	-	-	-	-	AUTO THEFT
16	-	3	9	4	-	-	-	-	-	FORGERY, COUNTERFEIT.
-	-	-	-	-	-	-	-	-	-	SEX OFFENSES
1	-	-	-	1	-	-	-	-	-	MARIHUANA
17	-	3	1	13	-	-	-	-	-	NARCOTICS
12	-	1	8	3	-	-	-	-	-	WEAPONS AND FIREARMS
-	-	-	-	-	-	-	-	-	-	ESCAPE
11	-	4	4	3	-	1	-	-	1	OTHER GENERAL OFFENSES
-	-	-	-	-	1	-	-	-	-	IMMIGRATION LAWS
-	-	-	-	-	-	-	-	-	-	LIQUOR, INTERNAL REV.
-	-	-	-	-	-	-	-	-	-	SELECTIVE SERVICE ACT
37	22	2	6	7	-	2	-	-	2	OTHER SPECIAL OFFENSES (FEDERAL STATUTES)
45	4	25	17	2	-	5	4	1	-	PENNSYLVANIA MIDDLE TOTAL
-	-	-	-	-	-	-	-	-	-	HOMICIDE
-	-	-	-	-	-	-	-	-	-	ROBBERY
-	-	-	-	-	-	-	-	-	-	ASSAULT
1	-	-	1	-	-	-	-	-	-	BURGLARY
3	-	1	2	-	-	-	-	-	-	LARCENY AND THEFT
5	-	2	4	-	-	1	1	-	-	EMBEZZLEMENT
24	1	17	5	-	-	2	1	1	-	FRAUD
-	-	-	-	-	-	-	-	-	-	AUTO THEFT
5	-	2	2	2	-	-	-	-	-	FORGERY, COUNTERFEIT.
-	-	-	-	-	-	-	-	-	-	SEX OFFENSES
-	-	-	-	-	-	-	-	-	-	MARIHUANA
-	-	-	-	-	-	-	-	-	-	NARCOTICS
-	-	-	-	-	-	-	-	-	-	WEAPONS AND FIREARMS
1	1	-	-	-	-	-	-	-	-	ESCAPE
1	-	-	1	-	-	-	-	-	-	OTHER GENERAL OFFENSES
-	-	-	-	-	-	-	-	-	-	IMMIGRATION LAWS
-	-	-	-	-	-	-	-	-	-	LIQUOR, INTERNAL REV.
-	-	-	-	-	-	-	-	-	-	SELECTIVE SERVICE ACT
6	2	3	1	-	-	2	2	-	-	OTHER SPECIAL OFFENSES (FEDERAL STATUTES)

TABLE 2
UNITED STATES DISTRICT COURTS
TYPE AND LENGTH OF SENTENCES FOR CONVICTED DEFENDANTS BY OFFENSE
TWELVE MONTH PERIOD ENDED JUNE 30, 1980

DISTRICT AND OFFENSE	TOTAL	TERMS OF IMPRISONMENT						PROBATION TERMS OF SPLIT SENTENCES				
		TOTAL	12 MOS. AND UNDER	13-24 MOS.	25-36 MOS.	37-60 MOS.	61 MOS. AND OVER	TOTAL	12 MOS. AND UNDER	13-24 MOS.	25-48 MOS.	49 MOS. AND OVER
PENNSYLVANIA WESTERN TOTAL	242	88	10	19	19	17	23	38	3	8	20	7
HOMICIDE	-	-	-	-	-	-	-	-	-	-	-	-
ROBBERY	10	9	-	-	-	2	7	1	-	-	-	1
ASSAULT	-	-	-	-	-	-	-	-	-	-	-	-
BURGLARY	1	-	-	-	-	-	-	-	-	-	-	-
LARCENY AND THEFT	14	7	1	-	2	2	2	1	-	-	1	-
EMBEZZLEMENT	20	3	-	1	2	-	-	3	-	-	1	2
FRAUD	78	12	6	3	2	2	-	21	3	2	14	2
AUTO THEFT	9	2	-	-	2	-	-	2	-	-	1	1
FORGERY, COUNTERFEIT.	45	18	1	5	6	5	1	3	-	1	1	1
SEX OFFENSES	3	3	-	1	-	1	1	-	-	-	-	-
MARIHUANA	4	1	-	-	-	-	1	3	-	3	-	-
NARCOTICS	25	17	-	2	4	4	7	-	-	-	-	-
WEAPONS AND FIREARMS	6	6	1	2	-	-	3	-	-	-	-	-
ESCAPE	4	4	2	1	-	1	-	-	-	-	-	-
OTHER GENERAL OFFENSES	18	6	-	4	-	-	1	2	-	2	-	-
IMMIGRATION LAWS	-	-	-	-	-	-	-	-	-	-	-	-
LIQUOR, INTERNAL REV.	-	-	-	-	-	-	-	-	-	-	-	-
SELECTIVE SERVICE ACT	-	-	-	-	-	-	-	-	-	-	-	-
OTHER SPECIAL OFFENSES (FEDERAL STATUTES)	5	1	-	-	1	-	-	2	-	-	2	-
VIRGIN ISLANDS TOTAL	242	97	15	18	14	21	29	45	7	32	5	1
HOMICIDE	14	14	-	-	1	2	11	-	-	-	-	-
ROBBERY	18	14	1	-	3	3	7	-	-	-	-	-
ASSAULT	18	7	1	2	2	1	1	4	-	4	-	-
BURGLARY	21	7	2	1	2	1	1	3	-	2	1	-
LARCENY AND THEFT	73	21	3	4	4	9	1	13	1	8	3	1
EMBEZZLEMENT	5	3	-	1	1	1	-	1	-	1	-	-
FRAUD	11	4	1	1	-	2	-	3	1	2	-	-
AUTO THEFT	-	-	-	-	-	-	-	-	-	-	-	-
FORGERY, COUNTERFEIT.	10	2	1	1	-	-	-	4	1	2	1	-
SEX OFFENSES	9	6	-	-	1	1	4	1	-	1	-	-
MARIHUANA	3	1	1	-	-	-	-	1	-	1	-	-
NARCOTICS	1	1	-	1	-	-	-	-	-	-	-	-
WEAPONS AND FIREARMS	9	5	-	1	-	1	3	1	1	-	-	-
ESCAPE	5	3	1	2	-	-	-	2	1	1	-	-
OTHER GENERAL OFFENSES	8	1	-	-	-	-	1	3	1	2	-	-
IMMIGRATION LAWS	36	8	4	4	-	-	-	9	1	8	-	-
LIQUOR, INTERNAL REV.	-	-	-	-	-	-	-	-	-	-	-	-
SELECTIVE SERVICE ACT	-	-	-	-	-	-	-	-	-	-	-	-
OTHER SPECIAL OFFENSES (FEDERAL STATUTES)	1	-	-	-	-	-	-	-	-	-	-	-
MARYLAND TOTAL	866	245	33	31	25	62	94	103	6	36	38	23
HOMICIDE	1	1	-	-	-	-	1	-	-	-	-	-
ROBBERY	60	59	-	-	1	3	55	-	-	-	-	-
ASSAULT	12	8	4	1	-	1	2	2	1	-	-	1
BURGLARY	-	-	-	-	-	-	-	-	-	-	-	-
LARCENY AND THEFT	90	17	2	-	4	9	2	14	2	6	5	1
EMBEZZLEMENT	35	8	1	3	-	4	-	7	1	1	2	3
FRAUD	85	21	8	6	3	3	1	40	1	20	10	9
AUTO THEFT	5	2	-	-	1	-	1	2	-	1	1	-
FORGERY, COUNTERFEIT.	10	4	-	1	1	1	1	5	-	-	-	5
SEX OFFENSES	2	2	-	-	-	1	1	-	-	-	-	-
MARIHUANA	23	3	2	1	-	-	-	1	-	1	-	-
NARCOTICS	117	77	8	9	10	30	23	14	-	3	10	2
WEAPONS AND FIREARMS	13	6	-	-	3	2	1	2	1	-	1	-
ESCAPE	2	-	-	-	-	-	-	-	-	-	-	-
OTHER GENERAL OFFENSES	127	12	4	-	-	3	5	7	-	3	3	1
IMMIGRATION LAWS	4	2	-	1	1	-	-	-	-	-	-	-
LIQUOR, INTERNAL REV.	-	-	-	-	-	-	-	-	-	-	-	-
SELECTIVE SERVICE ACT	-	-	-	-	-	-	-	-	-	-	-	-
OTHER SPECIAL OFFENSES (FEDERAL STATUTES)	76	23	7	9	1	5	1	9	-	2	6	1

TABLE 2
UNITED STATES DISTRICT COURTS
TYPE AND LENGTH OF SENTENCES FOR CONVICTED DEFENDANTS BY OFFENSE
TWELVE MONTH PERIOD ENDED JUNE 30, 1980

TERMS OF PROBATION					PROBATION W/O SUPERVISION SUSPENDED SENTENCE	FINE ONLY				DISTRICT AND OFFENSE
TOTAL	12 MOS. AND UNDER	13-24 MOS.	25-48 MOS.	49 MOS. AND OVER		TOTAL	LESS THAN $1,000	$1,000-9,999	$10,000 AND OVER	
109	4	30	57	18	3	4	2	1	1	PENNSYLVANIA WESTERN TOTAL
-	-	-	-	-	-	-	-	-	-	HOMICIDE
-	-	-	-	-	-	-	-	-	-	ROBBERY
-	-	-	-	-	-	-	-	-	-	ASSAULT
1	1	-	-	-	-	-	-	-	-	BURGLARY
5	-	1	2	3	-	-	-	-	-	LARCENY AND THEFT
12	-	4	8	-	-	-	-	-	-	EMBEZZLEMENT
42	2	8	27	5	1	1	1	-	-	FRAUD
5	-	1	2	2	-	3	1	1	1	AUTO THEFT
23	-	7	13	3	-	-	-	-	-	FORGERY, COUNTERFEIT.
-	-	-	-	-	1	-	-	-	-	SEX OFFENSES
-	-	-	-	-	-	-	-	-	-	MARIHUANA
8	-	3	1	4	-	-	-	-	-	NARCOTICS
-	-	-	-	-	-	-	-	-	-	WEAPONS AND FIREARMS
-	-	-	-	-	-	-	-	-	-	ESCAPE
11	1	6	3	1	-	-	-	-	-	OTHER GENERAL OFFENSES
-	-	-	-	-	-	-	-	-	-	IMMIGRATION LAWS
-	-	-	-	-	-	-	-	-	-	LIQUOR, INTERNAL REV.
-	-	-	-	-	-	-	-	-	-	SELECTIVE SERVICE ACT
1	-	-	1	-	1	-	-	-	-	OTHER SPECIAL OFFENSES (FEDERAL STATUTES)
92	37	36	15	4	7	1	1	-	-	VIRGIN ISLANDS TOTAL
-	-	-	-	-	-	-	-	-	-	HOMICIDE
4	1	1	2	-	-	-	-	-	-	ROBBERY
7	4	-	3	-	-	-	-	-	-	ASSAULT
10	2	5	1	2	-	-	-	-	-	BURGLARY
37	15	16	6	-	1	-	-	-	-	LARCENY AND THEFT
1	1	-	-	-	2	-	-	-	-	EMBEZZLEMENT
1	-	-	-	1	-	-	-	-	-	FRAUD
-	-	-	-	-	3	-	-	-	-	AUTO THEFT
4	3	-	1	-	-	-	-	-	-	FORGERY, COUNTERFEIT.
2	-	1	1	-	-	-	-	-	-	SEX OFFENSES
1	1	-	-	-	-	-	-	-	-	MARIHUANA
-	-	-	-	-	-	-	-	-	-	NARCOTICS
3	1	2	-	-	-	-	-	-	-	WEAPONS AND FIREARMS
-	-	-	-	-	-	-	-	-	-	ESCAPE
3	3	-	-	-	-	-	-	-	-	OTHER GENERAL OFFENSES
18	5	11	1	1	-	1	1	-	-	IMMIGRATION LAWS
-	-	-	-	-	1	-	-	-	-	LIQUOR, INTERNAL REV.
-	-	-	-	-	-	-	-	-	-	SELECTIVE SERVICE ACT
1	1	-	-	-	-	-	-	-	-	OTHER SPECIAL OFFENSES (FEDERAL STATUTES)
272	86	89	61	36	14	32	29	3	-	MARYLAND TOTAL
-	-	-	-	-	-	-	-	-	-	HOMICIDE
1	-	-	-	1	-	-	-	-	-	ROBBERY
2	1	-	-	1	-	-	-	-	-	ASSAULT
-	-	-	-	-	-	-	-	-	-	BURGLARY
53	22	17	13	1	-	-	-	-	-	LARCENY AND THEFT
22	2	5	4	11	-	6	6	-	-	EMBEZZLEMENT
22	1	6	10	5	1	1	1	-	-	FRAUD
-	-	-	-	-	1	1	-	1	-	AUTO THEFT
1	-	-	-	1	1	-	-	-	-	FORGERY, COUNTERFEIT.
-	-	-	-	-	-	-	-	-	-	SEX OFFENSES
17	9	8	-	-	-	-	-	-	-	MARIHUANA
25	2	4	12	7	2	-	-	-	-	NARCOTICS
4	1	1	1	1	1	-	-	-	-	WEAPONS AND FIREARMS
1	-	1	-	-	1	-	-	-	-	ESCAPE
83	41	35	6	1	1	-	-	-	-	OTHER GENERAL OFFENSES
2	-	-	-	2	6	19	19	-	-	IMMIGRATION LAWS
-	-	-	-	-	-	-	-	-	-	LIQUOR, INTERNAL REV.
-	-	-	-	-	-	-	-	-	-	SELECTIVE SERVICE ACT
39	7	12	15	5	-	6	3	2	-	OTHER SPECIAL OFFENSES (FEDERAL STATUTES)

TABLE 2
UNITED STATES DISTRICT COURTS
TYPE AND LENGTH OF SENTENCES FOR CONVICTED DEFENDANTS BY OFFENSE
TWELVE MONTH PERIOD ENDED JUNE 30, 1980

DISTRICT AND OFFENSE	TOTAL	TERMS OF IMPRISONMENT						PROBATION TERMS OF SPLIT SENTENCES				
		TOTAL	12 MOS. AND UNDER	13-24 MOS.	25-36 MOS.	37-60 MOS.	61 MOS. AND OVER	TOTAL	12 MOS. AND UNDER	13-24 MOS.	25-48 MOS.	49 MOS. AND OVER
NORTH CAROLINA EASTERN TOTAL	272	76	12	3	11	23	29	19	-	1	10	8
HOMICIDE	3	3	-	-	-	-	3	-	-	-	-	-
ROBBERY	23	23	-	-	-	4	19	-	-	-	-	-
ASSAULT	9	2	-	-	-	2	-	2	-	-	1	1
BURGLARY	1	1	-	-	-	-	1	-	-	-	-	-
LARCENY AND THEFT	21	6	1	-	1	3	1	5	-	-	3	2
EMBEZZLEMENT	15	3	-	-	2	1	-	2	-	-	1	1
FRAUD	35	6	3	1	-	2	-	4	-	-	4	-
AUTO THEFT	2	1	-	-	-	1	-	-	-	-	-	-
FORGERY, COUNTERFEIT.	24	11	-	1	5	4	1	3	-	1	-	2
SEX OFFENSES	3	3	1	-	-	1	1	-	-	-	-	-
MARIHUANA	22	7	2	1	1	3	-	1	-	-	1	-
NARCOTICS	-	-	-	-	-	-	-	-	-	-	-	-
WEAPONS AND FIREARMS	6	3	-	-	1	1	1	-	-	-	-	-
ESCAPE	1	1	-	-	1	-	-	-	-	-	-	-
OTHER GENERAL OFFENSES	50	3	3	-	-	-	-	1	-	-	-	1
IMMIGRATION LAWS	-	-	-	-	-	-	-	-	-	-	-	-
LIQUOR, INTERNAL REV.	1	-	-	-	-	-	-	-	-	-	-	-
SELECTIVE SERVICE ACT	-	-	-	-	-	-	-	-	-	-	-	-
OTHER SPECIAL OFFENSES (FEDERAL STATUTES)	26	5	2	-	-	1	2	1	-	-	-	1
NORTH CAROLINA MIDDLE TOTAL	179	97	13	22	9	12	41	21	-	1	1	19
HOMICIDE	-	-	-	-	-	-	-	-	-	-	-	-
ROBBERY	36	35	1	-	-	2	32	-	-	-	-	-
ASSAULT	-	-	-	-	-	-	-	-	-	-	-	-
BURGLARY	1	1	-	-	-	1	-	-	-	-	-	-
LARCENY AND THEFT	38	20	3	11	3	2	1	1	-	-	-	1
EMBEZZLEMENT	14	1	-	1	-	-	-	2	-	-	-	2
FRAUD	23	10	3	2	2	2	1	2	-	-	1	1
AUTO THEFT	1	-	-	-	-	-	-	1	-	-	1	1
FORGERY, COUNTERFEIT.	17	12	2	5	2	1	2	-	-	-	-	-
SEX OFFENSES	-	-	-	-	-	-	-	-	-	-	-	-
MARIHUANA	-	-	-	-	-	-	-	-	-	-	-	-
NARCOTICS	13	9	-	1	1	2	5	1	-	1	-	-
WEAPONS AND FIREARMS	6	1	1	-	-	-	-	2	-	-	-	2
ESCAPE	4	4	3	1	-	-	-	-	-	-	-	-
OTHER GENERAL OFFENSES	15	-	-	-	-	-	-	9	-	-	-	9
IMMIGRATION LAWS	1	-	-	-	-	-	-	-	-	-	-	-
LIQUOR, INTERNAL REV.	5	2	-	1	1	-	-	3	-	-	-	3
SELECTIVE SERVICE ACT	-	-	-	-	-	-	-	-	-	-	-	-
OTHER SPECIAL OFFENSES (FEDERAL STATUTES)	6	2	-	-	-	2	-	-	-	-	-	-
NORTH CAROLINA WESTERN TOTAL	199	68	-	4	21	15	28	3	-	-	3	-
HOMICIDE	-	-	-	-	-	-	-	-	-	-	-	-
ROBBERY	23	23	-	-	-	3	20	-	-	-	-	-
ASSAULT	7	2	-	-	-	1	1	-	-	-	-	-
BURGLARY	1	1	-	-	-	1	-	-	-	-	-	-
LARCENY AND THEFT	41	13	-	-	7	5	1	-	-	-	-	-
EMBEZZLEMENT	10	-	-	-	-	-	-	-	-	-	-	-
FRAUD	43	11	-	3	6	1	1	1	-	-	1	-
AUTO THEFT	13	8	-	-	6	2	-	-	-	-	-	-
FORGERY, COUNTERFEIT.	25	6	-	-	1	1	4	-	-	-	-	-
SEX OFFENSES	-	-	-	-	-	-	-	-	-	-	-	-
MARIHUANA	3	-	-	-	-	-	-	-	-	-	-	-
NARCOTICS	-	-	-	-	-	-	-	-	-	-	-	-
WEAPONS AND FIREARMS	3	1	-	1	-	-	-	-	-	-	-	-
ESCAPE	3	2	-	-	1	1	-	-	-	-	-	-
OTHER GENERAL OFFENSES	7	1	-	-	-	-	1	-	-	-	-	-
IMMIGRATION LAWS	-	-	-	-	-	-	-	-	-	-	-	-
LIQUOR, INTERNAL REV.	3	-	-	-	-	-	-	-	-	-	-	-
SELECTIVE SERVICE ACT	-	-	-	-	-	-	-	-	-	-	-	-
OTHER SPECIAL OFFENSES (FEDERAL STATUTES)	17	-	-	-	-	-	-	2	-	-	2	-

TABLE 2
UNITED STATES DISTRICT COURTS
TYPE AND LENGTH OF SENTENCES FOR CONVICTED DEFENDANTS BY OFFENSE
TWELVE MONTH PERIOD ENDED JUNE 30, 1980

TERMS OF PROBATION					PROBATION W/O SUPERVISION SUSPENDED SENTENCE	FINE ONLY				DISTRICT AND OFFENSE
TOTAL	12 MOS. AND UNDER	13-24 MOS.	25-48 MOS.	49 MOS. AND OVER		TOTAL	LESS THAN $1,000	$1,000-9,999	$10,000 AND OVER	
97	13	14	36	34	28	50	48	1	1	NORTH CAROLINA EASTERN TOTAL
-	-	-	-	-	-	-	-	-	-	HOMICIDE
-	-	-	-	-	-	-	-	-	-	ROBBERY
4	-	1	2	1	-	1	1	-	-	ASSAULT
-	-	-	-	-	-	-	-	-	-	BURGLARY
9	1	-	3	5	-	1	1	-	-	LARCENY AND THEFT
10	-	-	6	4	-	-	-	-	-	EMBEZZLEMENT
19	1	-	7	11	2	4	2	1	1	FRAUD
1	-	-	1	-	-	-	-	-	-	AUTO THEFT
10	-	-	4	6	-	-	-	-	-	FORGERY, COUNTERFEIT.
-	-	-	-	-	-	-	-	-	-	SEX OFFENSES
6	2	2	2	-	3	5	5	-	-	MARIHUANA
-	-	-	-	-	-	-	-	-	-	NARCOTICS
3	1	-	-	2	-	-	-	-	-	WEAPONS AND FIREARMS
-	-	-	-	-	-	-	-	-	-	ESCAPE
21	8	7	6	-	22	33	33	-	-	OTHER GENERAL OFFENSES
-	-	-	-	-	-	-	-	-	-	IMMIGRATION LAWS
-	-	-	-	-	-	1	1	-	-	LIQUOR, INTERNAL REV.
-	-	-	-	-	-	-	-	-	-	SELECTIVE SERVICE ACT
14	-	4	5	5	1	5	5	-	-	OTHER SPECIAL OFFENSES (FEDERAL STATUTES)
60	1	2	8	49	1	-	-	-	-	NORTH CAROLINA MIDDLE TOTAL
-	-	-	-	-	-	-	-	-	-	HOMICIDE
-	-	-	-	-	-	-	-	-	-	ROBBERY
-	-	-	-	-	-	-	-	-	-	ASSAULT
-	-	-	-	-	-	-	-	-	-	BURGLARY
17	-	1	2	14	-	-	-	-	-	LARCENY AND THEFT
11	-	-	3	8	-	-	-	-	-	EMBEZZLEMENT
11	-	-	1	10	-	-	-	-	-	FRAUD
-	-	-	-	-	-	-	-	-	-	AUTO THEFT
5	-	-	1	4	-	-	-	-	-	FORGERY, COUNTERFEIT.
-	-	-	-	-	-	-	-	-	-	SEX OFFENSES
-	-	-	-	-	-	-	-	-	-	MARIHUANA
3	-	-	-	3	-	-	-	-	-	NARCOTICS
3	1	-	-	2	-	-	-	-	-	WEAPONS AND FIREARMS
-	-	-	-	-	-	-	-	-	-	ESCAPE
6	-	-	1	5	-	-	-	-	-	OTHER GENERAL OFFENSES
-	-	-	-	-	-	1	-	-	-	IMMIGRATION LAWS
-	-	-	-	-	-	-	-	-	-	LIQUOR, INTERNAL REV.
-	-	-	-	-	-	-	-	-	-	SELECTIVE SERVICE ACT
4	-	1	-	3	-	-	-	-	-	OTHER SPECIAL OFFENSES (FEDERAL STATUTES)
123	10	3	79	31	-	5	2	2	1	NORTH CAROLINA WESTERN TOTAL
-	-	-	-	-	-	-	-	-	-	HOMICIDE
-	-	-	-	-	-	-	-	-	-	ROBBERY
5	1	1	3	-	-	-	-	-	-	ASSAULT
-	-	-	-	-	-	-	-	-	-	BURGLARY
28	1	1	18	8	-	-	-	-	-	LARCENY AND THEFT
10	2	-	4	4	-	-	-	-	-	EMBEZZLEMENT
31	1	-	18	12	-	-	-	-	-	FRAUD
6	-	-	6	-	-	-	-	-	-	AUTO THEFT
19	-	-	17	2	-	-	-	-	-	FORGERY, COUNTERFEIT.
-	-	-	-	-	-	-	-	-	-	SEX OFFENSES
3	-	-	-	3	-	-	-	-	-	MARIHUANA
-	-	-	-	-	-	-	-	-	-	NARCOTICS
2	-	-	2	-	-	-	-	-	-	WEAPONS AND FIREARMS
1	-	-	1	-	-	-	-	-	-	ESCAPE
5	1	-	3	1	-	-	-	-	-	OTHER GENERAL OFFENSES
-	-	-	-	-	-	1	-	1	-	IMMIGRATION LAWS
3	-	-	3	-	-	-	-	-	-	LIQUOR, INTERNAL REV.
-	-	-	-	-	-	-	-	-	-	SELECTIVE SERVICE ACT
11	4	1	5	1	-	4	2	1	1	OTHER SPECIAL OFFENSES (FEDERAL STATUTES)

TABLE 2
UNITED STATES DISTRICT COURTS
TYPE AND LENGTH OF SENTENCES FOR CONVICTED DEFENDANTS BY OFFENSE
TWELVE MONTH PERIOD ENDED JUNE 30, 1980

DISTRICT AND OFFENSE	TOTAL	TERMS OF IMPRISONMENT						PROBATION TERMS OF SPLIT SENTENCES				
		TOTAL	12 MOS. AND UNDER	13-24 MOS.	25-36 MOS.	37-60 MOS.	61 MOS. AND OVER	TOTAL	12 MOS. AND UNDER	13-24 MOS.	25-48 MOS.	49 MOS. AND OVER
SOUTH CAROLINA TOTAL	361	173	14	41	28	62	28	22	-	-	16	6
HOMICIDE	2	2	-	-	-	-	2	-	-	-	-	-
ROBBERY	18	18	-	2	-	5	11	-	-	-	-	-
ASSAULT	1	-	-	-	-	-	-	-	-	-	-	-
BURGLARY	1	1	-	-	-	1	-	-	-	-	-	-
LARCENY AND THEFT	56	24	2	8	5	8	1	1	-	-	1	-
EMBEZZLEMENT	23	6	-	1	-	5	-	5	-	-	5	-
FRAUD	65	26	5	8	9	4	1	5	-	-	4	1
AUTO THEFT	29	10	-	2	1	5	2	6	-	-	3	3
FORGERY, COUNTERFEIT.	49	16	-	6	3	7	-	1	-	-	1	-
SEX OFFENSES	-	-	-	-	-	-	-	-	-	-	-	-
MARIHUANA	44	39	3	8	5	18	5	2	-	-	1	1
NARCOTICS	6	4	1	-	-	1	2	-	-	-	-	-
WEAPONS AND FIREARMS	15	10	-	4	1	4	1	-	-	-	-	-
ESCAPE	3	2	-	-	1	-	1	1	-	-	-	1
OTHER GENERAL OFFENSES	8	5	-	-	1	3	1	-	-	-	-	-
IMMIGRATION LAWS	1	-	-	-	-	-	-	-	-	-	-	-
LIQUOR, INTERNAL REV.	-	-	-	-	-	-	-	-	-	-	-	-
SELECTIVE SERVICE ACT	-	-	-	-	-	-	-	-	-	-	-	-
OTHER SPECIAL OFFENSES (FEDERAL STATUTES)	40	8	2	2	2	1	1	1	-	-	1	-
VIRGINIA EASTERN TOTAL	837	212	78	31	18	37	48	80	5	22	40	12
HOMICIDE	1	1	-	-	-	-	1	-	-	-	-	-
ROBBERY	25	24	-	1	1	4	18	1	-	-	1	-
ASSAULT	22	7	1	1	4	-	1	3	-	-	1	2
BURGLARY	-	-	-	-	-	-	-	-	-	-	-	-
LARCENY AND THEFT	221	47	25	3	4	12	3	12	1	6	5	-
EMBEZZLEMENT	52	7	2	3	-	2	-	22	1	5	14	2
FRAUD	71	23	13	2	2	2	4	12	-	3	6	3
AUTO THEFT	13	6	4	1	-	1	-	-	-	-	-	-
FORGERY, COUNTERFEIT.	26	10	3	3	2	2	-	2	-	-	1	1
SEX OFFENSES	11	4	1	2	-	-	1	1	-	1	-	-
MARIHUANA	13	1	1	-	-	-	-	1	-	-	1	-
NARCOTICS	53	33	1	5	2	4	17	10	-	7	3	
WEAPONS AND FIREARMS	27	7	-	3	1	3	-	7	-	3	3	1
ESCAPE	23	19	15	3	-	1	-	-	-	-	-	-
OTHER GENERAL OFFENSES	242	17	9	2	2	2	2	6	2	3	1	-
IMMIGRATION LAWS	1	1	1	-	-	-	-	-	-	-	-	-
LIQUOR, INTERNAL REV.	-	-	-	-	-	-	-	-	-	-	-	-
SELECTIVE SERVICE ACT	-	-	-	-	-	-	-	-	-	-	-	-
OTHER SPECIAL OFFENSES (FEDERAL STATUTES)	36	5	2	2	-	-	1	3	2	1	-	-
VIRGINIA WESTERN TOTAL	152	22	3	-	4	7	8	20	1	1	18	-
HOMICIDE	-	-	-	-	-	-	-	-	-	-	-	-
ROBBERY	5	5	-	-	-	1	4	-	-	-	-	-
ASSAULT	3	-	-	-	-	-	-	-	-	-	-	-
BURGLARY	2	-	-	-	-	-	-	-	-	-	-	-
LARCENY AND THEFT	17	2	-	-	-	1	1	1	-	-	1	-
EMBEZZLEMENT	19	-	-	-	-	-	-	4	-	-	4	-
FRAUD	37	2	2	-	-	-	-	2	-	-	2	-
AUTO THEFT	3	-	-	-	-	-	-	1	1	-	-	-
FORGERY, COUNTERFEIT.	14	2	-	-	-	2	-	4	-	-	4	-
SEX OFFENSES	-	-	-	-	-	-	-	-	-	-	-	-
MARIHUANA	1	-	-	-	-	-	-	-	-	-	-	-
NARCOTICS	5	1	-	-	-	-	1	-	-	-	-	-
WEAPONS AND FIREARMS	4	2	-	-	1	-	1	-	-	-	-	-
ESCAPE	2	1	-	-	-	-	1	1	-	-	1	-
OTHER GENERAL OFFENSES	7	1	-	-	-	1	-	-	-	-	-	-
IMMIGRATION LAWS	-	-	-	-	-	-	-	-	-	-	-	-
LIQUOR, INTERNAL REV.	18	6	1	-	3	2	-	6	-	1	5	-
SELECTIVE SERVICE ACT	-	-	-	-	-	-	-	-	-	-	-	-
OTHER SPECIAL OFFENSES (FEDERAL STATUTES)	15	-	-	-	-	-	-	1	-	-	1	-

TABLE 2
UNITED STATES DISTRICT COURTS
TYPE AND LENGTH OF SENTENCES FOR CONVICTED DEFENDANTS BY OFFENSE
TWELVE MONTH PERIOD ENDED JUNE 30, 1980

TERMS OF PROBATION					PROBATION W/O SUPERVISION SUSPENDED SENTENCE	FINE ONLY				DISTRICT AND OFFENSE
TOTAL	12 MOS. AND UNDER	13-24 MOS.	25-48 MOS.	49 MOS. AND OVER		TOTAL	LESS THAN $1,000	$1,000-9,999	$10,000 AND OVER	
163	4	10	74	75	1	2	1	1	-	SOUTH CAROLINA TOTAL
-	-	-	-	-	-	-	-	-	-	HOMICIDE
-	-	-	-	-	-	-	-	-	-	ROBBERY
1	1	-	-	-	-	-	-	-	-	ASSAULT
-	-	-	-	-	-	-	-	-	-	BURGLARY
31	-	2	17	12	-	-	-	-	-	LARCENY AND THEFT
12	-	-	6	6	-	-	-	-	-	EMBEZZLEMENT
32	-	1	12	19	-	-	-	-	-	FRAUD
13	-	-	4	9	-	-	-	-	-	AUTO THEFT
32	-	-	20	12	-	-	-	-	-	FORGERY, COUNTERFEIT,
-	-	-	-	-	-	-	-	-	-	SEX OFFENSES
3	-	-	1	2	-	-	-	-	-	MARIHUANA
2	-	-	-	2	-	-	-	-	-	NARCOTICS
5	-	-	2	3	-	-	-	-	-	WEAPONS AND FIREARMS
-	-	-	-	-	-	-	-	-	-	ESCAPE
3	-	1	-	2	-	-	-	-	-	OTHER GENERAL OFFENSES
-	-	-	-	-	1	-	-	-	-	IMMIGRATION LAWS
-	-	-	-	-	-	-	-	-	-	LIQUOR, INTERNAL REV.
-	-	-	-	-	-	-	-	-	-	SELECTIVE SERVICE ACT
29	3	6	12	8	-	2	1	1	-	OTHER SPECIAL OFFENSES (FEDERAL STATUTES)
139	45	33	38	23	97	309	307	-	2	VIRGINIA EASTERN TOTAL
-	-	-	-	-	-	-	-	-	-	HOMICIDE
2	-	2	-	-	-	-	-	-	-	ROBBERY
-	-	-	-	-	8	2	2	-	-	ASSAULT
53	31	9	9	4	-	-	-	-	-	BURGLARY
14	2	4	3	5	32	77	77	-	-	LARCENY AND THEFT
27	2	9	10	6	8	1	1	-	-	EMBEZZLEMENT
2	-	1	1	-	4	5	4	-	1	FRAUD
6	1	-	2	3	2	3	3	-	-	AUTO THEFT
-	-	-	-	-	1	7	7	-	-	FORGERY, COUNTERFEIT,
5	2	3	-	-	3	3	3	-	-	SEX OFFENSES
10	1	2	6	2	2	4	4	-	-	MARIHUANA
4	1	1	1	1	-	-	-	-	-	NARCOTICS
3	1	-	2	-	3	6	6	-	-	WEAPONS AND FIREARMS
11	4	2	3	2	1	-	-	-	-	ESCAPE
-	-	-	-	-	21	187	187	-	-	OTHER GENERAL OFFENSES
-	-	-	-	-	-	-	-	-	-	IMMIGRATION LAWS
-	-	-	-	-	-	-	-	-	-	LIQUOR, INTERNAL REV.
2	-	-	2	-	-	-	-	-	-	SELECTIVE SERVICE ACT
					12	14	13	-	1	OTHER SPECIAL OFFENSES (FEDERAL STATUTES)
99	18	24	56	1	2	9	7	1	1	VIRGINIA WESTERN TOTAL
-	-	-	-	-	-	-	-	-	-	HOMICIDE
-	-	-	-	-	-	-	-	-	-	ROBBERY
3	-	2	1	-	-	-	-	-	-	ASSAULT
2	-	-	2	-	-	-	-	-	-	BURGLARY
13	6	-	7	-	-	1	1	-	-	LARCENY AND THEFT
15	1	2	12	-	-	-	-	-	-	EMBEZZLEMENT
28	2	12	13	1	1	4	3	1	-	FRAUD
1	-	-	1	-	1	-	-	-	-	AUTO THEFT
8	-	2	6	-	-	-	-	-	-	FORGERY, COUNTERFEIT,
-	-	-	-	-	-	-	-	-	-	SEX OFFENSES
1	-	1	-	-	-	-	-	-	-	MARIHUANA
4	-	1	3	-	-	-	-	-	-	NARCOTICS
2	-	-	2	-	-	-	-	-	-	WEAPONS AND FIREARMS
-	-	-	-	-	-	-	-	-	-	ESCAPE
4	3	1	-	-	-	-	-	-	-	OTHER GENERAL OFFENSES
-	-	-	-	-	-	2	2	-	-	IMMIGRATION LAWS
6	-	-	6	-	-	-	-	-	-	LIQUOR, INTERNAL REV.
-	-	-	-	-	-	-	-	-	-	SELECTIVE SERVICE ACT
12	6	3	3	-	-	2	1	-	1	OTHER SPECIAL OFFENSES (FEDERAL STATUTES)

TABLE 2
UNITED STATES DISTRICT COURTS
TYPE AND LENGTH OF SENTENCES FOR CONVICTED DEFENDANTS BY OFFENSE
TWELVE MONTH PERIOD ENDED JUNE 30, 1980

DISTRICT AND OFFENSE	TOTAL	TERMS OF IMPRISONMENT						PROBATION TERMS OF SPLIT SENTENCES				
		TOTAL	12 MOS. AND UNDER	13-24 MOS.	25-36 MOS.	37-60 MOS.	61 MOS. AND OVER	TOTAL	12 MOS. AND UNDER	13-24 MOS.	25-48 MOS.	49 MOS. AND OVER
WEST VIRGINIA NORTHERN TOTAL	63	31	2	8	4	12	5	2	-	-	1	1
HOMICIDE	-	-	-	-	-	-	-	-	-	-	-	-
ROBBERY	-	-	-	-	-	-	-	-	-	-	-	-
ASSAULT	-	-	-	-	-	-	-	-	-	-	-	-
BURGLARY	-	-	-	-	-	-	-	-	-	-	-	-
LARCENY AND THEFT	3	1	-	-	-	-	1	-	-	-	-	-
EMBEZZLEMENT	-	-	-	-	-	-	-	-	-	-	-	-
FRAUD	19	3	2	-	-	1	-	-	-	-	-	-
AUTO THEFT	-	-	-	-	-	-	-	-	-	-	-	-
FORGERY, COUNTERFEIT,	1	-	-	-	-	-	-	-	-	-	-	-
SEX OFFENSES	1	-	-	-	-	-	-	-	-	-	-	-
MARIHUANA	1	1	-	-	-	-	1	-	-	-	-	-
NARCOTICS	13	10	-	-	2	8	-	-	-	-	-	-
WEAPONS AND FIREARMS	3	1	-	-	-	1	-	1	-	-	1	-
ESCAPE	8	8	-	8	-	-	-	-	-	-	-	-
OTHER GENERAL OFFENSES	10	6	-	-	2	2	2	1	-	-	-	1
IMMIGRATION LAWS	-	-	-	-	-	-	-	-	-	-	-	-
LIQUOR, INTERNAL REV.	-	-	-	-	-	-	-	-	-	-	-	-
SELECTIVE SERVICE ACT	-	-	-	-	-	-	-	-	-	-	-	-
OTHER SPECIAL OFFENSES (FEDERAL STATUTES)	4	1	-	-	-	-	1	-	-	-	-	-
WEST VIRGINIA SOUTHERN TOTAL	127	42	12	6	4	10	10	4	-	1	1	2
HOMICIDE	-	-	-	-	-	-	-	-	-	-	-	-
ROBBERY	11	4	-	-	1	1	2	1	-	-	-	1
ASSAULT	-	-	-	-	-	-	-	-	-	-	-	-
BURGLARY	1	1	-	-	-	1	-	-	-	-	-	-
LARCENY AND THEFT	14	8	-	2	-	2	4	1	-	-	1	-
EMBEZZLEMENT	6	-	-	-	-	-	-	-	-	-	-	-
FRAUD	21	4	2	-	1	-	1	-	-	-	-	-
AUTO THEFT	-	-	-	-	-	-	-	-	-	-	-	-
FORGERY, COUNTERFEIT,	9	5	-	1	1	2	1	1	-	-	-	1
SEX OFFENSES	1	1	-	1	-	-	-	-	-	-	-	-
MARIHUANA	-	-	-	-	-	-	-	-	-	-	-	-
NARCOTICS	6	3	-	-	-	1	2	-	-	-	-	-
WEAPONS AND FIREARMS	13	5	1	2	-	2	-	1	-	1	-	-
ESCAPE	7	7	6	-	-	1	-	-	-	-	-	-
OTHER GENERAL OFFENSES	8	1	-	-	1	-	-	-	-	-	-	-
IMMIGRATION LAWS	-	-	-	-	-	-	-	-	-	-	-	-
LIQUOR, INTERNAL REV.	-	-	-	-	-	-	-	-	-	-	-	-
SELECTIVE SERVICE ACT	-	-	-	-	-	-	-	-	-	-	-	-
OTHER SPECIAL OFFENSES (FEDERAL STATUTES)	30	3	3	-	-	-	-	-	-	-	-	-
ALABAMA NORTHERN TOTAL	448	133	17	31	36	28	21	33	-	4	20	9
HOMICIDE	-	-	-	-	-	-	-	-	-	-	-	-
ROBBERY	16	14	-	-	-	2	12	-	-	-	-	-
ASSAULT	3	1	-	1	-	-	-	-	-	-	-	-
BURGLARY	2	-	-	-	-	-	-	-	-	-	-	-
LARCENY AND THEFT	64	28	2	8	10	7	1	1	-	-	1	-
EMBEZZLEMENT	8	1	-	1	-	-	-	6	-	-	2	4
FRAUD	44	5	1	3	-	1	-	1	-	-	-	1
AUTO THEFT	33	25	-	5	13	6	1	6	-	4	2	-
FORGERY, COUNTERFEIT,	95	33	6	7	9	8	3	3	-	-	2	1
SEX OFFENSES	2	2	-	-	-	-	2	10	-	-	9	1
MARIHUANA	-	-	-	-	-	-	-	-	-	-	-	-
NARCOTICS	17	9	-	3	2	2	2	-	-	-	-	-
WEAPONS AND FIREARMS	15	4	1	-	2	1	-	1	-	-	-	1
ESCAPE	1	1	1	-	-	-	-	3	-	-	2	1
OTHER GENERAL OFFENSES	127	2	1	1	-	-	-	-	-	-	-	-
IMMIGRATION LAWS	-	-	-	-	-	-	-	1	-	-	1	-
LIQUOR, INTERNAL REV.	2	1	1	-	-	-	-	-	-	-	-	-
SELECTIVE SERVICE ACT	-	-	-	-	-	-	-	-	-	-	-	-
OTHER SPECIAL OFFENSES (FEDERAL STATUTES)	19	7	4	2	-	1	-	1	-	-	1	-

TABLE 2
UNITED STATES DISTRICT COURTS
TYPE AND LENGTH OF SENTENCES FOR CONVICTED DEFENDANTS BY OFFENSE
TWELVE MONTH PERIOD ENDED JUNE 30, 1980

TERMS OF PROBATION					PROBATION W/O SUPERVISION SUSPENDED SENTENCE	FINE ONLY				DISTRICT AND OFFENSE
TOTAL	12 MOS. AND UNDER	13-24 MOS.	25-48 MOS.	49 MOS. AND OVER		TOTAL	LESS THAN $1,000	$1,000-9,999	$10,000 AND OVER	
28	3	6	13	6	-	2	1	1	-	WEST VIRGINIA NORTHERN TOTAL
-	-	-	-	-	-	-	-	-	-	HOMICIDE
-	-	-	-	-	-	-	-	-	-	ROBBERY
-	-	-	-	-	-	-	-	-	-	ASSAULT
1	-	-	-	1	-	-	-	-	-	BURGLARY
-	-	-	-	-	-	1	1	-	-	LARCENY AND THEFT
15	-	5	8	2	-	-	-	-	-	EMBEZZLEMENT
-	-	-	-	-	-	1	-	1	-	FRAUD
1	-	1	-	-	-	-	-	-	-	AUTO THEFT
1	-	-	1	-	-	-	-	-	-	FORGERY, COUNTERFEIT,
-	-	-	-	-	-	-	-	-	-	SEX OFFENSES
3	-	-	1	2	-	-	-	-	-	MARIHUANA
1	-	-	1	-	-	-	-	-	-	NARCOTICS
-	-	-	-	-	-	-	-	-	-	WEAPONS AND FIREARMS
3	2	-	1	-	-	-	-	-	-	ESCAPE
-	-	-	-	-	-	-	-	-	-	OTHER GENERAL OFFENSES
-	-	-	-	-	-	-	-	-	-	IMMIGRATION LAWS
-	-	-	-	-	-	-	-	-	-	LIQUOR, INTERNAL REV.
3	1	-	1	1	-	-	-	-	-	SELECTIVE SERVICE ACT
										OTHER SPECIAL OFFENSES (FEDERAL STATUTES)
68	10	9	25	24	2	11	5	5	1	WEST VIRGINIA SOUTHERN TOTAL
-	-	-	-	-	-	-	-	-	-	HOMICIDE
6	-	-	1	5	-	-	-	-	-	ROBBERY
-	-	-	-	-	-	-	-	-	-	ASSAULT
-	-	-	-	-	-	-	-	-	-	BURGLARY
5	-	3	2	-	-	-	-	-	-	LARCENY AND THEFT
6	-	-	5	1	-	-	-	-	-	EMBEZZLEMENT
16	1	1	7	7	-	-	-	-	-	FRAUD
-	-	-	-	-	-	1	-	1	-	AUTO THEFT
3	-	2	1	-	-	-	-	-	-	FORGERY, COUNTERFEIT,
-	-	-	-	-	-	-	-	-	-	SEX OFFENSES
-	-	-	-	-	-	-	-	-	-	MARIHUANA
2	-	-	-	2	-	-	-	-	-	NARCOTICS
7	-	-	3	4	-	1	-	1	-	WEAPONS AND FIREARMS
-	-	-	-	-	-	-	-	-	-	ESCAPE
4	-	-	2	2	-	-	-	-	-	OTHER GENERAL OFFENSES
-	-	-	-	-	-	3	-	2	1	IMMIGRATION LAWS
-	-	-	-	-	-	-	-	-	-	LIQUOR, INTERNAL REV.
-	-	-	-	-	-	-	-	-	-	SELECTIVE SERVICE ACT
19	9	3	4	3	2	6	5	1	-	OTHER SPECIAL OFFENSES (FEDERAL STATUTES)
152	17	19	98	28	9	111	109	2	-	ALABAMA NORTHERN TOTAL
-	-	-	-	-	-	-	-	-	-	HOMICIDE
2	-	-	1	1	-	-	-	-	-	ROBBERY
2	-	-	-	2	-	-	-	-	-	ASSAULT
1	-	-	-	1	-	-	-	-	-	BURGLARY
30	1	1	22	6	-	-	-	-	-	LARCENY AND THEFT
6	-	-	6	-	-	-	-	-	-	EMBEZZLEMENT
32	2	6	15	9	1	-	-	-	-	FRAUD
5	-	1	1	3	-	-	-	-	-	AUTO THEFT
51	1	6	41	3	1	-	-	-	-	FORGERY, COUNTERFEIT,
-	-	-	-	-	-	-	-	-	-	SEX OFFENSES
-	-	-	-	-	-	-	-	-	-	MARIHUANA
7	1	2	3	1	-	-	-	-	-	NARCOTICS
8	1	-	5	2	-	-	-	-	-	WEAPONS AND FIREARMS
-	-	-	-	-	-	-	-	-	-	ESCAPE
12	10	2	-	-	-	-	-	-	-	OTHER GENERAL OFFENSES
-	-	-	-	-	7	105	105	-	-	IMMIGRATION LAWS
1	-	-	1	-	-	-	-	-	-	LIQUOR, INTERNAL REV.
-	-	-	-	-	-	-	-	-	-	SELECTIVE SERVICE ACT
5	1	1	3	-	-	6	4	2	-	OTHER SPECIAL OFFENSES (FEDERAL STATUTES)

TABLE 2
UNITED STATES DISTRICT COURTS
TYPE AND LENGTH OF SENTENCES FOR CONVICTED DEFENDANTS BY OFFENSE
TWELVE MONTH PERIOD ENDED JUNE 30, 1980

DISTRICT AND OFFENSE	TOTAL	TERMS OF IMPRISONMENT						PROBATION TERMS OF SPLIT SENTENCES				
		TOTAL	12 MOS. AND UNDER	13-24 MOS.	25-36 MOS.	37-60 MOS.	61 MOS. AND OVER	TOTAL	12 MOS. AND UNDER	13-24 MOS.	25-48 MOS.	49 MOS. AND OVER
ALABAMA MIDDLE TOTAL	194	71	20	21	7	16	7	14	-	2	8	4
HOMICIDE	-	-	-	-	-	-	-	-	-	-	-	-
ROBBERY	8	8	-	-	-	1	7	-	-	-	-	-
ASSAULT	-	-	-	-	-	-	-	-	-	-	-	-
BURGLARY	1	1	-	-	-	1	-	-	-	-	-	-
LARCENY AND THEFT	17	5	1	-	2	2	-	-	-	-	-	-
EMBEZZLEMENT	16	1	-	1	-	-	-	2	-	-	1	1
FRAUD	36	10	4	3	1	2	-	8	-	1	4	3
AUTO THEFT	5	5	-	2	2	1	-	-	-	-	-	-
FORGERY, COUNTERFEIT,	7	6	-	1	-	5	-	-	-	-	-	-
SEX OFFENSES	-	-	-	-	-	-	-	-	-	-	-	-
MARIHUANA	10	9	1	8	-	-	-	-	-	-	-	-
NARCOTICS	8	7	1	4	1	1	-	1	-	-	1	-
WEAPONS AND FIREARMS	5	2	1	-	-	1	-	-	-	-	-	-
ESCAPE	11	11	8	2	-	1	-	-	-	-	-	-
OTHER GENERAL OFFENSES	45	4	2	-	1	1	-	2	-	1	1	-
IMMIGRATION LAWS	-	-	-	-	-	-	-	-	-	-	-	-
LIQUOR, INTERNAL REV.	-	-	-	-	-	-	-	-	-	-	-	-
SELECTIVE SERVICE ACT	-	-	-	-	-	-	-	-	-	-	-	-
OTHER SPECIAL OFFENSES (FEDERAL STATUTES)	25	2	2	-	-	-	-	1	-	-	1	-
ALABAMA SOUTHERN TOTAL	95	45	1	3	6	16	19	7	-	-	2	5
HOMICIDE	-	-	-	-	-	-	-	-	-	-	-	-
ROBBERY	5	4	-	-	-	1	3	-	-	-	-	-
ASSAULT	1	-	-	-	-	-	-	-	-	-	-	-
BURGLARY	-	-	-	-	-	-	-	-	-	-	-	-
LARCENY AND THEFT	7	1	1	-	-	-	-	-	-	-	-	-
EMBEZZLEMENT	8	2	-	1	1	-	-	-	-	-	-	-
FRAUD	21	7	-	1	4	2	1	3	-	-	1	2
AUTO THEFT	2	2	-	-	-	1	1	-	-	-	-	-
FORGERY, COUNTERFEIT,	13	4	-	1	-	3	-	1	-	-	1	-
SEX OFFENSES	-	-	-	-	-	-	-	-	-	-	-	-
MARIHUANA	20	15	-	-	-	5	10	-	-	-	-	-
NARCOTICS	6	6	-	1	-	1	4	-	-	-	-	-
WEAPONS AND FIREARMS	7	3	-	-	1	2	-	3	-	-	-	3
ESCAPE	1	1	-	-	-	1	-	-	-	-	-	-
OTHER GENERAL OFFENSES	-	-	-	-	-	-	-	-	-	-	-	-
IMMIGRATION LAWS	-	-	-	-	-	-	-	-	-	-	-	-
LIQUOR, INTERNAL REV.	-	-	-	-	-	-	-	-	-	-	-	-
SELECTIVE SERVICE ACT	-	-	-	-	-	-	-	-	-	-	-	-
OTHER SPECIAL OFFENSES (FEDERAL STATUTES)	3	-	-	-	-	-	-	-	-	-	-	-
FLORIDA NORTHERN TOTAL	92	57	7	14	11	15	10	6	-	-	4	2
HOMICIDE	-	-	-	-	-	-	-	-	-	-	-	-
ROBBERY	3	3	-	-	-	-	3	-	-	-	-	-
ASSAULT	1	1	-	-	-	1	-	-	-	-	-	-
BURGLARY	-	-	-	-	-	-	-	-	-	-	-	-
LARCENY AND THEFT	19	14	-	5	4	2	3	-	-	-	-	-
EMBEZZLEMENT	6	3	2	-	-	1	-	1	-	-	-	1
FRAUD	13	6	1	1	2	1	1	3	-	-	2	1
AUTO THEFT	1	1	-	-	-	1	-	-	-	-	-	-
FORGERY, COUNTERFEIT,	12	5	-	1	1	3	-	-	-	-	-	-
SEX OFFENSES	-	-	-	-	-	-	-	-	-	-	-	-
MARIHUANA	6	6	-	1	-	4	1	-	-	-	-	-
NARCOTICS	6	4	1	1	-	1	1	2	-	-	2	-
WEAPONS AND FIREARMS	1	-	-	-	-	-	-	-	-	-	-	-
ESCAPE	12	11	3	5	3	-	-	-	-	-	-	-
OTHER GENERAL OFFENSES	5	2	-	-	-	1	1	-	-	-	-	-
IMMIGRATION LAWS	-	-	-	-	-	1	-	-	-	-	-	-
LIQUOR, INTERNAL REV.	-	-	-	-	-	-	-	-	-	-	-	-
SELECTIVE SERVICE ACT	-	-	-	-	-	-	-	-	-	-	-	-
OTHER SPECIAL OFFENSES (FEDERAL STATUTES)	1	1	-	-	1	-	-	-	-	-	-	-

TABLE 2
UNITED STATES DISTRICT COURTS
TYPE AND LENGTH OF SENTENCES FOR CONVICTED DEFENDANTS BY OFFENSE
TWELVE MONTH PERIOD ENDED JUNE 30, 1980

TERMS OF PROBATION					PROBATION W/O SUPERVISION SUSPENDED SENTENCE	FINE ONLY				DISTRICT AND OFFENSE
TOTAL	12 MOS. AND UNDER	13-24 MOS.	25-48 MOS.	49 MOS. AND OVER		TOTAL	LESS THAN $1,000	$1,000-9,999	$10,000 AND OVER	
56	6	8	42	12	-	41	39	2	-	ALABAMA MIDDLE TOTAL
-	-	-	-	-	-	-	-	-	-	HOMICIDE
-	-	-	-	-	-	-	-	-	-	ROBBERY
-	-	-	-	-	-	-	-	-	-	ASSAULT
-	-	-	-	-	-	-	-	-	-	BURGLARY
10	2	2	3	3	-	2	2	-	-	LARCENY AND THEFT
13	1	1	8	3	-	-	-	-	-	EMBEZZLEMENT
18	2	2	12	2	-	-	-	-	-	FRAUD
-	-	-	-	-	-	-	-	-	-	AUTO THEFT
1	-	-	1	-	-	-	-	-	-	FORGERY, COUNTERFEIT.
-	-	-	-	-	-	-	-	-	-	SEX OFFENSES
1	-	-	1	-	-	-	-	-	-	MARIHUANA
-	-	-	-	-	-	-	-	-	-	NARCOTICS
3	-	1	-	2	-	-	-	-	-	WEAPONS AND FIREARMS
-	-	-	-	-	-	-	-	-	-	ESCAPE
4	-	-	4	-	-	35	35	-	-	OTHER GENERAL OFFENSES
-	-	-	-	-	-	-	-	-	-	IMMIGRATION LAWS
-	-	-	-	-	-	-	-	-	-	LIQUOR, INTERNAL REV.
-	-	-	-	-	-	-	-	-	-	SELECTIVE SERVICE ACT
18	1	2	13	2	-	4	2	2	-	OTHER SPECIAL OFFENSES (FEDERAL STATUTES)
43	9	7	9	18	-	-	-	-	-	ALABAMA SOUTHERN TOTAL
-	-	-	-	-	-	-	-	-	-	HOMICIDE
2	-	-	-	2	-	-	-	-	-	ROBBERY
1	-	1	-	-	-	-	-	-	-	ASSAULT
-	-	-	-	-	-	-	-	-	-	BURGLARY
6	2	1	2	1	-	-	-	-	-	LARCENY AND THEFT
6	-	-	4	2	-	-	-	-	-	EMBEZZLEMENT
11	3	4	2	2	-	-	-	-	-	FRAUD
-	-	-	-	-	-	-	-	-	-	AUTO THEFT
8	1	1	-	6	-	-	-	-	-	FORGERY, COUNTERFEIT.
-	-	-	-	-	-	-	-	-	-	SEX OFFENSES
5	-	-	-	5	-	-	-	-	-	MARIHUANA
-	-	-	-	-	-	-	-	-	-	NARCOTICS
1	-	-	1	-	-	-	-	-	-	WEAPONS AND FIREARMS
-	-	-	-	-	-	-	-	-	-	ESCAPE
-	-	-	-	-	-	-	-	-	-	OTHER GENERAL OFFENSES
-	-	-	-	-	-	-	-	-	-	IMMIGRATION LAWS
-	-	-	-	-	-	-	-	-	-	LIQUOR, INTERNAL REV.
-	-	-	-	-	-	-	-	-	-	SELECTIVE SERVICE ACT
3	3	-	-	-	-	-	-	-	-	OTHER SPECIAL OFFENSES (FEDERAL STATUTES)
25	-	4	14	7	1	3	3	-	-	FLORIDA NORTHERN TOTAL
-	-	-	-	-	-	-	-	-	-	HOMICIDE
-	-	-	-	-	-	-	-	-	-	ROBBERY
-	-	-	-	-	-	-	-	-	-	ASSAULT
-	-	-	-	-	-	-	-	-	-	BURGLARY
5	-	2	3	-	-	-	-	-	-	LARCENY AND THEFT
4	-	-	1	3	-	-	-	-	-	EMBEZZLEMENT
3	-	1	2	-	1	-	-	-	-	FRAUD
-	-	-	-	-	-	-	-	-	-	AUTO THEFT
7	-	1	4	2	-	-	-	-	-	FORGERY, COUNTERFEIT.
-	-	-	-	-	-	-	-	-	-	SEX OFFENSES
-	-	-	-	-	-	-	-	-	-	MARIHUANA
3	-	-	1	2	-	-	-	-	-	NARCOTICS
1	-	-	1	-	-	-	-	-	-	WEAPONS AND FIREARMS
1	-	-	1	-	-	-	-	-	-	ESCAPE
1	-	-	1	-	-	3	3	-	-	OTHER GENERAL OFFENSES
-	-	-	-	-	-	-	-	-	-	IMMIGRATION LAWS
-	-	-	-	-	-	-	-	-	-	LIQUOR, INTERNAL REV.
-	-	-	-	-	-	-	-	-	-	SELECTIVE SERVICE ACT
-	-	-	-	-	-	-	-	-	-	OTHER SPECIAL OFFENSES (FEDERAL STATUTES)

TABLE 2
UNITED STATES DISTRICT COURTS
TYPE AND LENGTH OF SENTENCES FOR CONVICTED DEFENDANTS BY OFFENSE
TWELVE MONTH PERIOD ENDED JUNE 30, 1980

DISTRICT AND OFFENSE	TOTAL	TERMS OF IMPRISONMENT						PROBATION TERMS OF SPLIT SENTENCES				
		TOTAL	12 MOS. AND UNDER	13-24 MOS.	25-36 MOS.	37-60 MOS.	61 MOS. AND OVER	TOTAL	12 MOS. AND UNDER	13-24 MOS.	25-48 MOS.	49 MOS. AND OVER
FLORIDA MIDDLE TOTAL	373	159	16	30	41	45	27	39	2	8	18	11
HOMICIDE	-	-	-	-	-	-	-	-	-	-	-	-
ROBBERY	19	17	-	-	-	3	14	-	-	-	-	-
ASSAULT	2	1	1	-	-	-	-	-	-	-	-	-
BURGLARY	-	-	-	-	-	-	-	-	-	-	-	-
LARCENY AND THEFT	29	15	-	5	7	2	1	3	-	2	-	1
EMBEZZLEMENT	24	5	-	2	2	1	-	4	-	-	3	1
FRAUD	62	14	5	4	3	2	-	14	1	3	7	3
AUTO THEFT	3	1	-	-	1	-	-	-	-	-	-	-
FORGERY, COUNTERFEIT.	49	18	-	9	2	5	2	7	-	1	3	3
SEX OFFENSES	-	-	-	-	-	-	-	-	-	-	-	-
MARIHUANA	41	39	-	2	18	19	-	2	-	-	-	2
NARCOTICS	37	27	1	5	6	8	7	3	-	-	2	1
WEAPONS AND FIREARMS	11	3	-	1	-	1	1	4	-	2	2	-
ESCAPE	4	2	2	-	-	-	-	-	-	-	-	-
OTHER GENERAL OFFENSES	9	3	-	1	1	-	1	-	-	-	-	-
IMMIGRATION LAWS	8	6	4	-	-	2	-	-	-	-	-	-
LIQUOR, INTERNAL REV.	-	-	-	-	-	-	-	-	-	-	-	-
SELECTIVE SERVICE ACT	-	-	-	-	-	-	-	-	-	-	-	-
OTHER SPECIAL OFFENSES (FEDERAL STATUTES)	75	8	3	1	1	2	1	2	1	-	1	-
FLORIDA SOUTHERN TOTAL	656	366	48	79	94	95	50	67	6	28	27	6
HOMICIDE	-	-	-	-	-	-	-	-	-	-	-	-
ROBBERY	10	9	-	-	1	2	6	-	-	-	-	-
ASSAULT	2	1	1	-	-	-	-	-	-	-	-	-
BURGLARY	-	-	-	-	-	-	-	-	-	-	-	-
LARCENY AND THEFT	25	9	3	1	2	1	2	4	1	1	2	-
EMBEZZLEMENT	24	1	-	-	-	1	-	3	-	2	-	1
FRAUD	73	21	9	7	2	3	-	13	1	5	6	1
AUTO THEFT	-	-	-	-	-	-	-	-	-	-	-	-
FORGERY, COUNTERFEIT.	68	24	7	5	5	5	2	18	-	6	10	2
SEX OFFENSES	-	-	-	-	-	-	-	-	-	-	-	-
MARIHUANA	104	79	8	13	31	20	7	4	-	2	2	-
NARCOTICS	218	176	6	45	47	55	23	11	-	7	3	1
WEAPONS AND FIREARMS	14	7	-	1	1	3	2	3	-	-	3	-
ESCAPE	5	5	2	2	-	1	-	-	-	-	-	-
OTHER GENERAL OFFENSES	16	11	2	-	1	2	6	2	1	-	-	1
IMMIGRATION LAWS	52	18	9	4	4	1	-	7	3	4	-	-
LIQUOR, INTERNAL REV.	-	-	-	-	-	-	-	-	-	-	-	-
SELECTIVE SERVICE ACT	-	-	-	-	-	-	-	-	-	-	-	-
OTHER SPECIAL OFFENSES (FEDERAL STATUTES)	45	5	1	1	-	1	2	2	-	1	1	-
GEORGIA NORTHERN TOTAL	313	151	26	23	21	44	37	26	-	3	5	18
HOMICIDE	2	2	-	-	-	-	2	-	-	-	-	-
ROBBERY	7	5	-	-	-	1	4	1	-	-	1	-
ASSAULT	5	3	-	-	-	-	3	-	-	-	-	-
BURGLARY	-	-	-	-	-	-	-	-	-	-	-	-
LARCENY AND THEFT	16	5	1	1	-	2	1	1	-	-	-	1
EMBEZZLEMENT	19	6	3	1	1	1	-	1	-	-	-	1
FRAUD	94	27	8	5	7	3	4	14	-	2	2	10
AUTO THEFT	19	14	2	2	1	6	3	1	-	-	-	1
FORGERY, COUNTERFEIT.	33	19	3	5	-	7	4	4	-	-	1	3
SEX OFFENSES	1	-	-	-	-	-	-	-	-	-	-	-
MARIHUANA	2	1	1	-	-	-	-	-	-	-	-	-
NARCOTICS	43	36	2	4	5	16	8	-	-	-	-	-
WEAPONS AND FIREARMS	21	12	1	3	3	4	1	1	-	1	-	-
ESCAPE	12	10	1	1	3	3	2	-	-	-	-	-
OTHER GENERAL OFFENSES	12	4	-	1	-	-	3	1	-	-	1	-
IMMIGRATION LAWS	1	-	-	-	-	-	-	-	-	-	-	-
LIQUOR, INTERNAL REV.	-	-	-	-	-	-	-	-	-	-	-	-
SELECTIVE SERVICE ACT	-	-	-	-	-	-	-	-	-	-	-	-
OTHER SPECIAL OFFENSES (FEDERAL STATUTES)	26	7	4	-	-	1	2	2	-	-	-	2

TABLE 2
UNITED STATES DISTRICT COURTS
TYPE AND LENGTH OF SENTENCES FOR CONVICTED DEFENDANTS BY OFFENSE
TWELVE MONTH PERIOD ENDED JUNE 30, 1980

TERMS OF PROBATION					PROBATION W/O SUPERVISION SUSPENDED SENTENCE	FINE ONLY				DISTRICT AND OFFENSE
TOTAL	12 MOS. AND UNDER	13-24 MOS.	25-48 MOS.	49 MOS. AND OVER		TOTAL	LESS THAN $1,000	$1,000-9,999	$10,000 AND OVER	
125	14	36	53	22	28	22	7	1	14	FLORIDA MIDDLE TOTAL
-	-	-	-	-	-	-	-	-	-	HOMICIDE
2	-	-	2	-	-	-	-	-	-	ROBBERY
1	-	1	-	-	-	-	-	-	-	ASSAULT
-	-	-	-	-	-	-	-	-	-	BURGLARY
10	1	2	4	3	-	1	1	-	-	LARCENY AND THEFT
15	2	5	5	3	-	-	-	-	-	EMBEZZLEMENT
32	4	12	9	7	2	-	-	-	-	FRAUD
2	-	-	1	1	-	-	-	-	-	AUTO THEFT
23	-	2	15	6	-	1	1	-	-	FORGERY, COUNTERFEIT.
-	-	-	-	-	-	-	-	-	-	SEX OFFENSES
-	-	-	-	-	-	-	-	-	-	MARIHUANA
6	2	-	4	-	1	-	-	-	-	NARCOTICS
4	-	-	4	-	-	-	-	-	-	WEAPONS AND FIREARMS
1	-	1	-	-	-	1	1	-	-	ESCAPE
1	-	-	-	1	1	4	4	-	-	OTHER GENERAL OFFENSES
2	-	-	1	1	-	-	-	-	-	IMMIGRATION LAWS
-	-	-	-	-	-	-	-	-	-	LIQUOR, INTERNAL REV.
-	-	-	-	-	-	-	-	-	-	SELECTIVE SERVICE ACT
26	5	13	8	-	24	15	-	1	14	OTHER SPECIAL OFFENSES (FEDERAL STATUTES)
202	43	51	83	25	15	6	2	2	2	FLORIDA SOUTHERN TOTAL
-	-	-	-	-	-	-	-	-	-	HOMICIDE
1	-	-	-	1	-	-	-	-	-	ROBBERY
1	1	-	-	-	-	-	-	-	-	ASSAULT
-	-	-	-	-	-	-	-	-	-	BURGLARY
12	1	6	3	2	-	-	-	-	-	LARCENY AND THEFT
20	2	3	10	5	-	-	-	-	-	EMBEZZLEMENT
35	8	11	12	4	4	-	-	-	-	FRAUD
-	-	-	-	-	-	-	-	-	-	AUTO THEFT
26	3	1	19	3	-	-	-	-	-	FORGERY, COUNTERFEIT.
-	-	-	-	-	-	-	-	-	-	SEX OFFENSES
21	2	3	13	3	-	-	-	-	-	MARIHUANA
31	3	10	14	4	-	-	-	-	-	NARCOTICS
4	-	2	2	-	-	-	-	-	-	WEAPONS AND FIREARMS
-	-	-	-	-	-	-	-	-	-	ESCAPE
3	1	1	1	-	-	-	-	-	-	OTHER GENERAL OFFENSES
17	4	7	5	1	7	3	2	-	1	IMMIGRATION LAWS
-	-	-	-	-	-	-	-	-	-	LIQUOR, INTERNAL REV.
-	-	-	-	-	-	-	-	-	-	SELECTIVE SERVICE ACT
31	18	7	4	2	4	3	-	2	1	OTHER SPECIAL OFFENSES (FEDERAL STATUTES)
121	12	26	41	42	4	11	10	-	1	GEORGIA NORTHERN TOTAL
-	-	-	-	-	-	-	-	-	-	HOMICIDE
1	-	-	1	-	-	-	-	-	-	ROBBERY
2	1	-	1	-	-	-	-	-	-	ASSAULT
-	-	-	-	-	-	-	-	-	-	BURGLARY
10	2	3	2	3	-	-	-	-	-	LARCENY AND THEFT
12	-	3	2	7	-	-	-	-	-	EMBEZZLEMENT
51	1	14	17	19	1	1	1	-	-	FRAUD
4	-	2	1	1	-	-	-	-	-	AUTO THEFT
10	-	-	5	5	-	-	-	-	-	FORGERY, COUNTERFEIT.
1	-	-	1	-	-	-	-	-	-	SEX OFFENSES
1	-	-	1	-	-	-	-	-	-	MARIHUANA
7	-	-	4	3	-	-	-	-	-	NARCOTICS
7	-	2	3	2	1	-	-	-	-	WEAPONS AND FIREARMS
2	1	-	-	1	-	-	-	-	-	ESCAPE
2	1	-	1	-	1	4	3	-	1	OTHER GENERAL OFFENSES
-	-	-	-	-	1	-	-	-	-	IMMIGRATION LAWS
-	-	-	-	-	-	-	-	-	-	LIQUOR, INTERNAL REV.
-	-	-	-	-	-	-	-	-	-	SELECTIVE SERVICE ACT
11	5	2	2	1	-	6	6	-	-	OTHER SPECIAL OFFENSES (FEDERAL STATUTES)

TABLE 2
UNITED STATES DISTRICT COURTS
TYPE AND LENGTH OF SENTENCES FOR CONVICTED DEFENDANTS BY OFFENSE
TWELVE MONTH PERIOD ENDED JUNE 30, 1980

DISTRICT AND OFFENSE	TOTAL	TERMS OF IMPRISONMENT						PROBATION TERMS OF SPLIT SENTENCES				
		TOTAL	12 MOS. AND UNDER	13-24 MOS.	25-36 MOS.	37-60 MOS.	61 MOS. AND OVER	TOTAL	12 MOS. AND UNDER	13-24 MOS.	25-48 MOS.	49 MOS. AND OVER
GEORGIA MIDDLE TOTAL	1,104	53	6	13	4	14	16	14	-	1	-	13
HOMICIDE	-	-	-	-	-	-	-	-	-	-	-	-
ROBBERY	6	6	-	-	-	1	5	-	-	-	-	-
ASSAULT	4	3	1	-	1	1	-	-	-	-	-	-
BURGLARY	-	-	-	-	-	-	-	-	-	-	-	-
LARCENY AND THEFT	16	2	-	-	-	-	2	6	-	1	-	5
EMBEZZLEMENT	2	-	-	-	-	-	-	1	-	-	-	1
FRAUD	22	10	-	8	-	2	-	3	-	-	-	3
AUTO THEFT	3	3	1	1	-	1	-	-	-	-	-	-
FORGERY, COUNTERFEIT.	8	5	1	1	1	2	-	1	-	-	-	1
SEX OFFENSES	-	-	-	-	-	-	-	-	-	-	-	-
MARIHUANA	10	6	1	-	-	1	4	1	-	-	-	1
NARCOTICS	14	12	-	2	1	4	5	1	-	-	-	1
WEAPONS AND FIREARMS	6	4	1	1	1	1	-	-	-	-	-	-
ESCAPE	1	1	1	-	-	-	-	-	-	-	-	-
OTHER GENERAL OFFENSES	973	-	-	-	-	-	-	1	-	-	-	1
IMMIGRATION LAWS	-	-	-	-	-	-	-	-	-	-	-	-
LIQUOR, INTERNAL REV.	-	-	-	-	-	-	-	-	-	-	-	-
SELECTIVE SERVICE ACT	-	-	-	-	-	-	-	-	-	-	-	-
OTHER SPECIAL OFFENSES (FEDERAL STATUTES)	39	1	-	-	-	1	-	-	-	-	-	-
GEORGIA SOUTHERN TOTAL	701	65	8	8	11	19	19	8	-	-	7	1
HOMICIDE	-	-	-	-	-	-	-	-	-	-	-	-
ROBBERY	5	5	-	-	-	-	5	-	-	-	-	-
ASSAULT	1	-	-	-	-	-	-	-	-	-	-	-
BURGLARY	-	-	-	-	-	-	-	-	-	-	-	-
LARCENY AND THEFT	18	10	3	3	1	3	-	2	-	-	2	-
EMBEZZLEMENT	11	6	1	1	2	-	2	1	-	-	1	-
FRAUD	19	2	1	1	-	-	-	5	-	-	4	1
AUTO THEFT	4	3	-	-	3	-	-	-	-	-	-	-
FORGERY, COUNTERFEIT.	7	5	1	-	2	2	-	-	-	-	-	-
SEX OFFENSES	-	-	-	-	-	-	-	-	-	-	-	-
MARIHUANA	20	13	-	1	2	7	8	-	-	-	-	-
NARCOTICS	11	10	1	2	1	3	3	-	-	-	-	-
WEAPONS AND FIREARMS	8	2	1	-	-	1	-	-	-	-	-	-
ESCAPE	-	-	-	-	-	-	-	-	-	-	-	-
OTHER GENERAL OFFENSES	590	4	-	-	-	3	1	-	-	-	-	-
IMMIGRATION LAWS	-	-	-	-	-	-	-	-	-	-	-	-
LIQUOR, INTERNAL REV.	-	-	-	-	-	-	-	-	-	-	-	-
SELECTIVE SERVICE ACT	-	-	-	-	-	-	-	-	-	-	-	-
OTHER SPECIAL OFFENSES (FEDERAL STATUTES)	7	-	-	-	-	-	-	-	-	-	-	-
LOUISIANA EASTERN TOTAL	314	128	18	29	30	33	18	25	-	4	9	12
HOMICIDE	-	-	-	-	-	-	-	-	-	-	-	-
ROBBERY	10	9	-	-	-	1	8	1	-	-	1	-
ASSAULT	-	-	-	-	-	-	-	-	-	-	-	-
BURGLARY	-	-	-	-	-	-	-	-	-	-	-	-
LARCENY AND THEFT	68	32	2	13	12	5	-	4	-	-	2	2
EMBEZZLEMENT	19	3	-	2	1	-	-	1	-	1	-	-
FRAUD	43	11	5	3	3	-	-	4	-	-	3	1
AUTO THEFT	-	-	-	-	-	-	-	-	-	-	-	-
FORGERY, COUNTERFEIT.	14	6	-	3	1	2	-	-	-	-	-	-
SEX OFFENSES	-	-	-	-	-	-	-	-	-	-	-	-
MARIHUANA	21	21	-	-	2	14	5	-	-	-	-	-
NARCOTICS	41	29	4	4	6	10	5	1	-	-	-	1
WEAPONS AND FIREARMS	10	3	-	2	1	-	-	4	-	-	-	4
ESCAPE	4	2	2	-	-	-	-	1	-	1	-	-
OTHER GENERAL OFFENSES	18	6	1	1	3	1	-	4	-	-	2	2
IMMIGRATION LAWS	32	5	4	-	1	-	-	2	-	-	-	2
LIQUOR, INTERNAL REV.	-	-	-	-	-	-	-	-	-	-	-	-
SELECTIVE SERVICE ACT	-	-	-	-	-	-	-	-	-	-	-	-
OTHER SPECIAL OFFENSES (FEDERAL STATUTES)	34	1	-	1	-	-	-	3	-	2	1	-

TABLE 2
UNITED STATES DISTRICT COURTS
TYPE AND LENGTH OF SENTENCES FOR CONVICTED DEFENDANTS BY OFFENSE
TWELVE MONTH PERIOD ENDED JUNE 30, 1980

TERMS OF PROBATION					PROBATION W/O SUPERVISION SUSPENDED SENTENCE	FINE ONLY				DISTRICT AND OFFENSE
TOTAL	12 MOS. AND UNDER	13-24 MOS.	25-48 MOS.	49 MOS. AND OVER		TOTAL	LESS THAN $1,000	$1,000-9,999	$10,000 AND OVER	
106	81	10	4	13	5	924	924	-	-	GEORGIA MIDDLE TOTAL
-	-	-	-	-	-	-	-	-	-	HOMICIDE
-	-	-	-	-	-	-	-	-	-	ROBBERY
-	-	-	-	-	1	-	-	-	-	ASSAULT
-	-	-	-	-	-	-	-	-	-	BURGLARY
8	3	2	1	2	-	-	-	-	-	LARCENY AND THEFT
1	-	1	-	-	-	-	-	-	-	EMBEZZLEMENT
7	-	1	1	5	1	1	1	-	-	FRAUD
-	-	-	-	-	-	-	-	-	-	AUTO THEFT
2	-	-	-	2	-	-	-	-	-	FORGERY, COUNTERFEIT,
-	-	-	-	-	-	-	-	-	-	SEX OFFENSES
3	-	3	-	-	-	-	-	-	-	MARIHUANA
1	-	-	-	1	-	-	-	-	-	NARCOTICS
2	-	1	1	-	-	-	-	-	-	WEAPONS AND FIREARMS
-	-	-	-	-	-	-	-	-	-	ESCAPE
75	75	-	-	-	2	895	895	-	-	OTHER GENERAL OFFENSES
-	-	-	-	-	-	-	-	-	-	IMMIGRATION LAWS
-	-	-	-	-	-	-	-	-	-	LIQUOR, INTERNAL REV.
-	-	-	-	-	-	-	-	-	-	SELECTIVE SERVICE ACT
9	3	2	1	3	1	28	28	-	-	OTHER SPECIAL OFFENSES (FEDERAL STATUTES)
37	9	4	14	10	248	343	343	-	-	GEORGIA SOUTHERN TOTAL
-	-	-	-	-	-	-	-	-	-	HOMICIDE
-	-	-	-	-	-	-	-	-	-	ROBBERY
1	-	-	1	-	-	-	-	-	-	ASSAULT
-	-	-	-	-	-	-	-	-	-	BURGLARY
6	1	1	2	2	-	-	-	-	-	LARCENY AND THEFT
4	-	-	2	2	-	-	-	-	-	EMBEZZLEMENT
9	-	3	3	3	1	2	2	-	-	FRAUD
1	-	-	-	1	-	-	-	-	-	AUTO THEFT
2	-	-	2	-	-	-	-	-	-	FORGERY, COUNTERFEIT,
-	-	-	-	-	-	-	-	-	-	SEX OFFENSES
2	2	-	-	-	-	-	-	-	-	MARIHUANA
1	-	-	-	1	-	-	-	-	-	NARCOTICS
6	1	-	4	1	-	-	-	-	-	WEAPONS AND FIREARMS
-	-	-	-	-	-	-	-	-	-	ESCAPE
2	2	-	-	-	245	339	339	-	-	OTHER GENERAL OFFENSES
-	-	-	-	-	-	-	-	-	-	IMMIGRATION LAWS
-	-	-	-	-	-	-	-	-	-	LIQUOR, INTERNAL REV.
-	-	-	-	-	-	-	-	-	-	SELECTIVE SERVICE ACT
3	3	-	-	-	2	2	2	-	-	OTHER SPECIAL OFFENSES (FEDERAL STATUTES)
130	22	29	53	26	22	9	3	3	3	LOUISIANA EASTERN TOTAL
-	-	-	-	-	-	-	-	-	-	HOMICIDE
-	-	-	-	-	-	-	-	-	-	ROBBERY
-	-	-	-	-	-	-	-	-	-	ASSAULT
-	-	-	-	-	-	-	-	-	-	BURGLARY
31	5	7	15	4	1	-	-	-	-	LARCENY AND THEFT
14	2	2	8	2	1	-	-	-	-	EMBEZZLEMENT
24	1	7	12	4	3	1	-	-	1	FRAUD
-	-	-	-	-	-	-	-	-	-	AUTO THEFT
8	1	1	2	4	-	-	-	-	-	FORGERY, COUNTERFEIT,
-	-	-	-	-	-	-	-	-	-	SEX OFFENSES
-	-	-	-	-	-	-	-	-	-	MARIHUANA
11	1	1	4	5	-	-	-	-	-	NARCOTICS
3	1	1	1	-	-	-	-	-	-	WEAPONS AND FIREARMS
1	-	-	-	1	-	-	-	-	-	ESCAPE
8	1	-	6	1	-	-	-	-	-	OTHER GENERAL OFFENSES
9	2	3	-	4	16	-	-	-	-	IMMIGRATION LAWS
-	-	-	-	-	-	-	-	-	-	LIQUOR, INTERNAL REV.
-	-	-	-	-	-	-	-	-	-	SELECTIVE SERVICE ACT
21	8	7	5	1	1	8	3	3	2	OTHER SPECIAL OFFENSES (FEDERAL STATUTES)

TABLE 2
UNITED STATES DISTRICT COURTS
TYPE AND LENGTH OF SENTENCES FOR CONVICTED DEFENDANTS BY OFFENSE
TWELVE MONTH PERIOD ENDED JUNE 30, 1980

DISTRICT AND OFFENSE	TOTAL	TERMS OF IMPRISONMENT						PROBATION TERMS OF SPLIT SENTENCES				
		TOTAL	12 MOS. AND UNDER	13-24 MOS.	25-36 MOS.	37-60 MOS.	61 MOS. AND OVER	TOTAL	12 MOS. AND UNDER	13-24 MOS.	25-48 MOS.	49 MOS. AND OVER
LOUISIANA MIDDLE TOTAL	49	17	4	4	3	4	2	10	-	-	5	5
HOMICIDE	-	-	-	-	-	-	-	-	-	-	-	-
ROBBERY	-	-	-	-	-	-	-	-	-	-	-	-
ASSAULT	-	-	-	-	-	-	-	-	-	-	-	-
BURGLARY	-	-	-	-	-	-	-	-	-	-	-	-
LARCENY AND THEFT	7	3	-	1	-	-	2	-	-	-	-	-
EMBEZZLEMENT	10	2	-	1	-	1	-	3	-	-	2	1
FRAUD	9	2	2	-	-	-	-	3	-	-	1	2
AUTO THEFT	1	1	-	1	-	-	-	-	-	-	-	-
FORGERY, COUNTERFEIT,	1	1	-	-	-	1	-	-	-	-	-	-
SEX OFFENSES	-	-	-	-	-	-	-	-	-	-	-	-
MARIHUANA	3	-	-	-	-	-	-	1	-	-	-	1
NARCOTICS	6	2	-	-	1	1	-	2	-	-	2	-
WEAPONS AND FIREARMS	1	-	-	-	-	-	-	-	-	-	-	-
ESCAPE	-	-	-	-	-	-	-	-	-	-	-	-
OTHER GENERAL OFFENSES	6	3	-	-	2	1	-	1	-	-	-	1
IMMIGRATION LAWS	2	1	1	-	-	-	-	-	-	-	-	-
LIQUOR, INTERNAL REV.	-	-	-	-	-	-	-	-	-	-	-	-
SELECTIVE SERVICE ACT	-	-	-	-	-	-	-	-	-	-	-	-
OTHER SPECIAL OFFENSES (FEDERAL STATUTES)	3	2	1	1	-	-	-	-	-	-	-	-
LOUISIANA WESTERN TOTAL	164	38	4	5	7	16	6	27	-	4	3	20
HOMICIDE	1	1	-	-	1	-	-	-	-	-	-	-
ROBBERY	1	-	-	-	-	-	-	1	-	-	-	1
ASSAULT	1	1	-	1	-	-	-	-	-	-	-	-
BURGLARY	1	1	-	-	-	1	-	-	-	-	-	-
LARCENY AND THEFT	28	4	-	1	-	3	-	5	-	-	1	4
EMBEZZLEMENT	16	1	-	-	-	1	-	5	-	2	1	2
FRAUD	19	4	-	-	-	3	1	4	-	-	1	3
AUTO THEFT	7	6	-	-	2	2	2	-	-	-	-	-
FORGERY, COUNTERFEIT,	19	7	-	1	2	4	-	2	-	2	-	-
SEX OFFENSES	-	-	-	-	-	-	-	-	-	-	-	-
MARIHUANA	3	2	-	-	-	1	1	-	-	-	-	-
NARCOTICS	11	4	-	1	-	1	2	6	-	-	-	6
WEAPONS AND FIREARMS	6	1	-	1	-	-	-	1	-	-	-	1
ESCAPE	10	6	4	-	2	-	-	-	-	-	-	-
OTHER GENERAL OFFENSES	7	-	-	-	-	-	-	2	-	-	-	2
IMMIGRATION LAWS	1	-	-	-	-	-	-	1	-	-	-	1
LIQUOR, INTERNAL REV.	-	-	-	-	-	-	-	-	-	-	-	-
SELECTIVE SERVICE ACT	-	-	-	-	-	-	-	-	-	-	-	-
OTHER SPECIAL OFFENSES (FEDERAL STATUTES)	33	-	-	-	-	-	-	1	-	-	-	1
MISSISSIPPI NORTHERN TOTAL	36	14	2	3	-	4	5	5	-	-	4	
HOMICIDE	-	-	-	-	-	-	-	-	-	-	-	-
ROBBERY	5	5	-	-	-	-	5	-	-	-	-	-
ASSAULT	1	1	-	1	-	-	-	-	-	-	-	-
BURGLARY	-	-	-	-	-	-	-	-	-	-	-	-
LARCENY AND THEFT	2	-	-	-	-	-	-	-	-	-	-	-
EMBEZZLEMENT	1	-	-	-	-	-	-	-	-	-	-	-
FRAUD	12	3	1	1	-	1	-	5	-	-	4	1
AUTO THEFT	-	-	-	-	-	-	-	-	-	-	-	-
FORGERY, COUNTERFEIT,	10	4	1	1	-	2	-	-	-	-	-	-
SEX OFFENSES	-	-	-	-	-	-	-	-	-	-	-	-
MARIHUANA	-	-	-	-	-	-	-	-	-	-	-	-
NARCOTICS	-	-	-	-	-	-	-	-	-	-	-	-
WEAPONS AND FIREARMS	4	1	-	-	-	1	-	-	-	-	-	-
ESCAPE	-	-	-	-	-	-	-	-	-	-	-	-
OTHER GENERAL OFFENSES	-	-	-	-	-	-	-	-	-	-	-	-
IMMIGRATION LAWS	-	-	-	-	-	-	-	-	-	-	-	-
LIQUOR, INTERNAL REV.	-	-	-	-	-	-	-	-	-	-	-	-
SELECTIVE SERVICE ACT	-	-	-	-	-	-	-	-	-	-	-	-
OTHER SPECIAL OFFENSES (FEDERAL STATUTES)	1	-	-	-	-	-	-	-	-	-	-	-

TABLE 2
UNITED STATES DISTRICT COURTS
TYPE AND LENGTH OF SENTENCES FOR CONVICTED DEFENDANTS BY OFFENSE
TWELVE MONTH PERIOD ENDED JUNE 30, 1980

TERMS OF PROBATION					PROBATION W/O SUPERVISION SUSPENDED SENTENCE	FINE ONLY				DISTRICT AND OFFENSE
TOTAL	12 MOS. AND UNDER	13-24 MOS.	25-48 MOS.	49 MOS. AND OVER		TOTAL	LESS THAN $1,000	$1,000-9,999	$10,000 AND OVER	
22	-	7	8	7	-	-	-	-	-	LOUISIANA MIDDLE TOTAL
-	-	-	-	-	-	-	-	-	-	HOMICIDE
-	-	-	-	-	-	-	-	-	-	ROBBERY
-	-	-	-	-	-	-	-	-	-	ASSAULT
-	-	-	-	-	-	-	-	-	-	BURGLARY
4	-	1	2	1	-	-	-	-	-	LARCENY AND THEFT
5	-	1	2	2	-	-	-	-	-	EMBEZZLEMENT
4	-	3	1	-	-	-	-	-	-	FRAUD
-	-	-	-	-	-	-	-	-	-	AUTO THEFT
-	-	-	-	-	-	-	-	-	-	FORGERY, COUNTERFEIT.
-	-	-	-	-	-	-	-	-	-	SEX OFFENSES
2	-	-	2	-	-	-	-	-	-	MARIHUANA
2	-	-	-	2	-	-	-	-	-	NARCOTICS
1	-	-	-	1	-	-	-	-	-	WEAPONS AND FIREARMS
-	-	-	-	-	-	-	-	-	-	ESCAPE
2	-	1	1	-	-	-	-	-	-	OTHER GENERAL OFFENSES
1	-	-	-	1	-	-	-	-	-	IMMIGRATION LAWS
-	-	-	-	-	-	-	-	-	-	LIQUOR, INTERNAL REV.
-	-	-	-	-	-	-	-	-	-	SELECTIVE SERVICE ACT
1	-	1	-	-	-	-	-	-	-	OTHER SPECIAL OFFENSES (FEDERAL STATUTES)
96	8	37	12	39	1	2	1	1	-	LOUISIANA WESTERN TOTAL
-	-	-	-	-	-	-	-	-	-	HOMICIDE
-	-	-	-	-	-	-	-	-	-	ROBBERY
-	-	-	-	-	-	-	-	-	-	ASSAULT
-	-	-	-	-	-	-	-	-	-	BURGLARY
18	1	3	3	11	1	-	-	-	-	LARCENY AND THEFT
10	-	4	1	5	-	-	-	-	-	EMBEZZLEMENT
11	-	-	4	7	-	-	-	-	-	FRAUD
1	-	-	-	1	-	-	-	-	-	AUTO THEFT
10	-	2	3	6	-	-	-	-	-	FORGERY, COUNTERFEIT.
-	-	-	-	-	-	-	-	-	-	SEX OFFENSES
1	-	-	-	1	-	-	-	-	-	MARIHUANA
2	-	-	-	2	-	-	-	-	-	NARCOTICS
4	-	-	1	3	-	-	-	-	-	WEAPONS AND FIREARMS
4	-	4	-	-	-	-	-	-	-	ESCAPE
4	1	-	-	2	-	1	-	1	-	OTHER GENERAL OFFENSES
-	-	-	-	-	-	-	-	-	-	IMMIGRATION LAWS
-	-	-	-	-	-	-	-	-	-	LIQUOR, INTERNAL REV.
-	-	-	-	-	-	-	-	-	-	SELECTIVE SERVICE ACT
31	6	24	-	1	-	1	1	-	-	OTHER SPECIAL OFFENSES (FEDERAL STATUTES)
17	-	2	13	2	-	-	-	-	-	MISSISSIPPI NORTHERN TOTAL
-	-	-	-	-	-	-	-	-	-	HOMICIDE
-	-	-	-	-	-	-	-	-	-	ROBBERY
-	-	-	-	-	-	-	-	-	-	ASSAULT
-	-	-	-	-	-	-	-	-	-	BURGLARY
2	-	-	2	-	-	-	-	-	-	LARCENY AND THEFT
1	-	-	1	-	-	-	-	-	-	EMBEZZLEMENT
4	-	2	2	-	-	-	-	-	-	FRAUD
-	-	-	-	-	-	-	-	-	-	AUTO THEFT
6	-	-	5	1	-	-	-	-	-	FORGERY, COUNTERFEIT.
-	-	-	-	-	-	-	-	-	-	SEX OFFENSES
-	-	-	-	-	-	-	-	-	-	MARIHUANA
-	-	-	-	-	-	-	-	-	-	NARCOTICS
3	-	-	2	1	-	-	-	-	-	WEAPONS AND FIREARMS
-	-	-	-	-	-	-	-	-	-	ESCAPE
-	-	-	-	-	-	-	-	-	-	OTHER GENERAL OFFENSES
-	-	-	-	-	-	-	-	-	-	IMMIGRATION LAWS
-	-	-	-	-	-	-	-	-	-	LIQUOR, INTERNAL REV.
-	-	-	-	-	-	-	-	-	-	SELECTIVE SERVICE ACT
1	-	-	1	-	-	-	-	-	-	OTHER SPECIAL OFFENSES (FEDERAL STATUTES)

TABLE 2
UNITED STATES DISTRICT COURTS
TYPE AND LENGTH OF SENTENCES FOR CONVICTED DEFENDANTS BY OFFENSE
TWELVE MONTH PERIOD ENDED JUNE 30, 1980

DISTRICT AND OFFENSE	TOTAL	TERMS OF IMPRISONMENT						PROBATION TERMS OF SPLIT SENTENCES				
		TOTAL	12 MOS. AND UNDER	13-24 MOS.	25-36 MOS.	37-60 MOS.	61 MOS. AND OVER	TOTAL	12 MOS. AND UNDER	13-24 MOS.	25-48 MOS.	49 MOS. AND OVER
MISSISSIPPI SOUTHERN TOTAL	79	9	2	-	3	2	2	11	1	2	5	3
HOMICIDE	-	-	-	-	-	-	-	-	-	-	-	-
ROBBERY	-	-	-	-	-	-	-	-	-	-	-	-
ASSAULT	1	-	-	-	-	-	-	1	-	-	1	-
BURGLARY	-	-	-	-	-	-	-	-	-	-	-	-
LARCENY AND THEFT	15	1	-	-	-	1	-	-	-	-	-	-
EMBEZZLEMENT	5	-	-	-	-	-	-	1	-	1	-	-
FRAUD	28	2	-	-	2	-	-	6	1	1	2	2
AUTO THEFT	-	-	-	-	-	-	-	-	-	-	-	-
FORGERY, COUNTERFEIT.	8	3	-	-	1	-	2	1	-	-	1	-
SEX OFFENSES	-	-	-	-	-	-	-	-	-	-	-	-
MARIHUANA	1	-	-	-	-	-	-	1	-	-	-	1
NARCOTICS	1	-	-	-	-	-	-	-	-	-	-	-
WEAPONS AND FIREARMS	3	2	2	-	-	-	-	1	-	-	1	-
ESCAPE	-	-	-	-	-	-	-	-	-	-	-	-
OTHER GENERAL OFFENSES	4	1	-	-	-	1	-	-	-	-	-	-
IMMIGRATION LAWS	-	-	-	-	-	-	-	-	-	-	-	-
LIQUOR, INTERNAL REV.	-	-	-	-	-	-	-	-	-	-	-	-
SELECTIVE SERVICE ACT	-	-	-	-	-	-	-	-	-	-	-	-
OTHER SPECIAL OFFENSES (FEDERAL STATUTES)	13	-	-	-	-	-	-	-	-	-	-	-
TEXAS NORTHERN TOTAL	475	257	45	53	52	53	54	65	4	10	33	18
HOMICIDE	-	-	-	-	-	-	-	-	-	-	-	-
ROBBERY	19	15	-	2	4	3	6	3	-	-	1	2
ASSAULT	1	1	-	1	-	-	-	-	-	-	-	-
BURGLARY	-	-	-	-	-	-	-	-	-	-	-	-
LARCENY AND THEFT	74	18	3	4	1	7	3	10	-	2	7	1
EMBEZZLEMENT	32	7	3	-	3	1	-	7	1	-	3	3
FRAUD	98	52	5	8	16	16	7	15	1	3	7	4
AUTO THEFT	7	4	-	-	-	3	1	1	-	-	1	-
FORGERY, COUNTERFEIT.	61	23	1	9	7	6	-	9	-	-	8	1
SEX OFFENSES	-	-	-	-	-	-	-	-	-	-	-	-
MARIHUANA	27	22	7	4	3	4	4	2	1	-	-	1
NARCOTICS	64	59	2	13	11	9	24	4	-	-	2	2
WEAPONS AND FIREARMS	12	8	1	2	2	-	3	1	-	-	-	1
ESCAPE	28	23	15	5	1	2	-	3	1	2	-	-
OTHER GENERAL OFFENSES	13	11	-	2	3	1	5	1	-	-	-	1
IMMIGRATION LAWS	17	8	3	2	1	1	1	6	-	3	2	1
LIQUOR, INTERNAL REV.	-	-	-	-	-	-	-	-	-	-	-	-
SELECTIVE SERVICE ACT	-	-	-	-	-	-	-	-	-	-	-	-
OTHER SPECIAL OFFENSES (FEDERAL STATUTES)	22	6	5	1	-	-	-	3	-	-	2	1
TEXAS EASTERN TOTAL	177	70	8	15	19	16	11	16	-	1	12	3
HOMICIDE	-	-	-	-	-	-	-	-	-	-	-	-
ROBBERY	1	1	-	-	-	-	1	-	-	-	-	-
ASSAULT	1	1	-	1	-	-	-	-	-	-	-	-
BURGLARY	-	-	-	-	-	-	-	-	-	-	-	-
LARCENY AND THEFT	36	3	1	-	1	1	-	4	-	-	3	1
EMBEZZLEMENT	12	2	-	1	-	1	-	1	-	-	1	-
FRAUD	20	4	1	-	1	-	2	2	-	-	1	1
AUTO THEFT	2	2	-	-	1	1	-	-	-	-	-	-
FORGERY, COUNTERFEIT.	28	15	-	7	6	1	1	2	-	-	2	-
SEX OFFENSES	-	-	-	-	-	-	-	-	-	-	-	-
MARIHUANA	14	13	-	5	3	2	3	-	-	-	-	-
NARCOTICS	10	3	-	-	1	2	-	4	-	-	3	1
WEAPONS AND FIREARMS	4	1	-	-	-	1	-	-	-	-	-	-
ESCAPE	4	4	3	-	-	1	-	-	-	-	-	-
OTHER GENERAL OFFENSES	22	12	2	1	2	3	4	2	-	1	1	-
IMMIGRATION LAWS	-	-	-	-	-	-	-	-	-	-	-	-
LIQUOR, INTERNAL REV.	-	-	-	-	-	-	-	-	-	-	-	-
SELECTIVE SERVICE ACT	-	-	-	-	-	-	-	-	-	-	-	-
OTHER SPECIAL OFFENSES (FEDERAL STATUTES)	23	9	1	1	4	3	-	1	-	-	1	-

TABLE 2
UNITED STATES DISTRICT COURTS
TYPE AND LENGTH OF SENTENCES FOR CONVICTED DEFENDANTS BY OFFENSE
TWELVE MONTH PERIOD ENDED JUNE 30, 1980

TERMS OF PROBATION					PROBATION W/O SUPERVISION SUSPENDED SENTENCE	FINE ONLY				DISTRICT AND OFFENSE
TOTAL	12 MOS. AND UNDER	13-24 MOS.	25-48 MOS.	49 MOS. AND OVER		TOTAL	LESS THAN $1,000	$1,000-9,999	$10,000 AND OVER	
55	12	27	8	8		4	4	-	-	MISSISSIPPI SOUTHERN TOTAL
-	-	-	-	-	-	-	-	-	-	HOMICIDE
-	-	-	-	-	-	-	-	-	-	ROBBERY
-	-	-	-	-	-	-	-	-	-	ASSAULT
-	-	-	-	-	-	-	-	-	-	BURGLARY
14	2	10	1	1	-	-	-	-	-	LARCENY AND THEFT
4	-	2	1	1	-	-	-	-	-	EMBEZZLEMENT
19	6	5	4	3	-	1	1	-	-	FRAUD
-	-	-	-	-	-	-	-	-	-	AUTO THEFT
4	1	2	1	-	-	-	-	-	-	FORGERY, COUNTERFEIT.
-	-	-	-	-	-	-	-	-	-	SEX OFFENSES
-	-	-	-	-	-	-	-	-	-	MARIHUANA
1	-	-	-	1	-	-	-	-	-	NARCOTICS
-	-	-	-	-	-	-	-	-	-	WEAPONS AND FIREARMS
-	-	-	-	-	-	-	-	-	-	ESCAPE
3	1	-	-	2	-	-	-	-	-	OTHER GENERAL OFFENSES
-	-	-	-	-	-	-	-	-	-	IMMIGRATION LAWS
-	-	-	-	-	-	-	-	-	-	LIQUOR, INTERNAL REV.
-	-	-	-	-	-	-	-	-	-	SELECTIVE SERVICE ACT
10	2	7	1	-	-	3	3	-	-	OTHER SPECIAL OFFENSES (FEDERAL STATUTES)
133	21	28	65	19	1	19	13	3	3	TEXAS NORTHERN TOTAL
-	-	-	-	-	-	-	-	-	-	HOMICIDE
1	1	-	-	-	-	-	-	-	-	ROBBERY
-	-	-	-	-	-	-	-	-	-	ASSAULT
-	-	-	1	-	-	-	-	-	-	BURGLARY
38	11	9	15	3	1	7	7	-	-	LARCENY AND THEFT
17	2	5	8	2	-	1	-	1	-	EMBEZZLEMENT
25	2	6	13	4	-	6	2	1	3	FRAUD
2	-	-	1	1	-	-	-	-	-	AUTO THEFT
29	1	5	16	7	-	-	-	-	-	FORGERY, COUNTERFEIT.
-	-	-	-	-	-	-	-	-	-	SEX OFFENSES
3	1	-	2	-	-	-	-	-	-	MARIHUANA
1	-	-	-	1	-	-	-	-	-	NARCOTICS
3	-	1	1	1	-	-	-	-	-	WEAPONS AND FIREARMS
2	1	-	1	-	-	-	-	-	-	ESCAPE
1	-	-	1	-	-	-	-	-	-	OTHER GENERAL OFFENSES
3	-	-	3	-	-	-	-	-	-	IMMIGRATION LAWS
-	-	-	-	-	-	-	-	-	-	LIQUOR, INTERNAL REV.
-	-	-	-	-	-	-	-	-	-	SELECTIVE SERVICE ACT
8	2	2	4	-	-	5	4	1	-	OTHER SPECIAL OFFENSES (FEDERAL STATUTES)
79	6	16	36	21	4	8	5	3	-	TEXAS EASTERN TOTAL
-	-	-	-	-	-	-	-	-	-	HOMICIDE
-	-	-	-	-	-	-	-	-	-	ROBBERY
-	-	-	-	-	-	-	-	-	-	ASSAULT
-	-	-	-	-	-	-	-	-	-	BURGLARY
29	1	3	17	8	-	-	-	-	-	LARCENY AND THEFT
7	1	2	3	1	1	1	1	-	-	EMBEZZLEMENT
9	3	4	-	2	2	3	1	2	-	FRAUD
-	-	-	-	-	-	-	-	-	-	AUTO THEFT
11	-	1	10	-	-	-	-	-	-	FORGERY, COUNTERFEIT.
-	-	-	-	-	-	-	-	-	-	SEX OFFENSES
1	-	1	-	-	-	-	-	-	-	MARIHUANA
2	-	-	1	1	1	-	-	-	-	NARCOTICS
3	-	-	2	1	-	-	-	-	-	WEAPONS AND FIREARMS
-	-	-	-	-	-	-	-	-	-	ESCAPE
8	-	2	2	4	-	-	-	-	-	OTHER GENERAL OFFENSES
-	-	-	-	-	-	-	-	-	-	IMMIGRATION LAWS
-	-	-	-	-	-	-	-	-	-	LIQUOR, INTERNAL REV.
-	-	-	-	-	-	-	-	-	-	SELECTIVE SERVICE ACT
9	1	3	1	4	-	4	3	1	-	OTHER SPECIAL OFFENSES (FEDERAL STATUTES)

TABLE 2
UNITED STATES DISTRICT COURTS
TYPE AND LENGTH OF SENTENCES FOR CONVICTED DEFENDANTS BY OFFENSE
TWELVE MONTH PERIOD ENDED JUNE 30, 1980

DISTRICT AND OFFENSE	TOTAL	TERMS OF IMPRISONMENT						PROBATION TERMS OF SPLIT SENTENCES				
		TOTAL	12 MOS. AND UNDER	13-24 MOS.	25-36 MOS.	37-60 MOS.	61 MOS. AND OVER	TOTAL	12 MOS. AND UNDER	13-24 MOS.	25-48 MOS.	49 MOS. AND OVER
TEXAS SOUTHERN TOTAL	1,323	348	47	84	80	97	40	181	1	6	52	122
HOMICIDE	-	-	-	-	-	-	-	-	-	-	-	-
ROBBERY	10	8	-	-	1	2	5	-	-	-	-	-
ASSAULT	7	4	-	1	1	-	2	-	-	-	-	-
BURGLARY	-	-	-	-	-	-	-	-	-	-	-	-
LARCENY AND THEFT	32	8	2	2	3	1	-	3	-	-	-	3
EMBEZZLEMENT	35	6	1	1	2	2	-	1	-	-	-	1
FRAUD	101	14	3	4	4	3	-	18	-	1	6	11
AUTO THEFT	7	3	-	1	-	2	-	-	-	-	-	-
FORGERY, COUNTERFEIT.	31	15	1	1	8	4	1	2	-	-	1	1
SEX OFFENSES	1	1	-	-	-	-	1	-	-	-	-	-
MARIHUANA	149	67	5	16	16	19	11	13	-	-	6	7
NARCOTICS	146	86	3	9	23	33	17	13	-	1	4	8
WEAPONS AND FIREARMS	36	14	-	5	2	7	-	2	-	-	2	-
ESCAPE	28	25	8	8	4	5	-	-	-	-	-	-
OTHER GENERAL OFFENSES	14	3	-	-	1	1	1	2	-	-	1	1
IMMIGRATION LAWS	560	84	21	31	14	16	2	119	1	4	32	82
LIQUOR, INTERNAL REV.	-	-	-	-	-	-	-	-	-	-	-	-
SELECTIVE SERVICE ACT	-	-	-	-	-	-	-	-	-	-	-	-
OTHER SPECIAL OFFENSES (FEDERAL STATUTES)	68	11	3	5	1	2	-	8	-	-	-	8
TEXAS WESTERN TOTAL	611	306	55	60	59	81	53	62	-	6	15	41
HOMICIDE	-	-	-	-	-	-	-	-	-	-	-	-
ROBBERY	16	14	-	-	1	2	11	-	-	-	-	-
ASSAULT	9	4	-	1	1	-	2	1	-	-	1	-
BURGLARY	-	-	-	-	-	-	-	-	-	-	-	-
LARCENY AND THEFT	84	17	3	1	2	5	6	3	-	-	1	2
EMBEZZLEMENT	14	4	2	-	1	-	1	1	-	-	1	-
FRAUD	36	15	8	1	2	2	2	1	-	-	-	1
AUTO THEFT	3	2	-	-	-	2	-	1	-	1	-	-
FORGERY, COUNTERFEIT.	33	18	6	2	3	4	3	1	-	-	-	1
SEX OFFENSES	1	1	1	-	-	-	-	-	-	-	-	-
MARIHUANA	103	57	4	9	18	22	4	12	-	-	4	8
NARCOTICS	78	67	3	6	14	27	17	2	-	-	1	1
WEAPONS AND FIREARMS	23	16	-	9	4	1	2	1	-	1	-	-
ESCAPE	11	8	3	3	1	1	-	2	-	1	-	1
OTHER GENERAL OFFENSES	16	8	-	4	1	2	1	2	-	-	1	1
IMMIGRATION LAWS	147	60	21	19	11	9	-	29	-	3	5	21
LIQUOR, INTERNAL REV.	2	-	-	-	-	-	-	-	-	-	-	-
SELECTIVE SERVICE ACT	-	-	-	-	-	-	-	-	-	-	-	-
OTHER SPECIAL OFFENSES (FEDERAL STATUTES)	33	17	4	6	-	4	4	6	-	-	1	5
CANAL ZONE TOTAL	95	27	8	4	3	8	4	23	-	4	17	2
HOMICIDE	-	-	-	-	-	-	-	-	-	-	-	-
ROBBERY	1	1	-	-	1	-	-	-	-	-	-	-
ASSAULT	2	1	1	-	-	-	-	1	-	-	-	1
BURGLARY	26	9	1	3	2	2	1	15	-	4	10	1
LARCENY AND THEFT	19	4	3	-	-	-	1	1	-	-	1	-
EMBEZZLEMENT	-	-	-	-	-	-	-	-	-	-	-	-
FRAUD	5	-	-	-	-	-	-	-	-	-	-	-
AUTO THEFT	-	-	-	-	-	-	-	-	-	-	-	-
FORGERY, COUNTERFEIT.	2	-	-	-	-	-	-	1	-	-	1	-
SEX OFFENSES	5	4	1	-	-	1	2	-	-	-	-	-
MARIHUANA	23	4	1	1	-	2	-	4	-	-	4	-
NARCOTICS	3	1	1	-	-	-	-	1	-	-	1	-
WEAPONS AND FIREARMS	-	-	-	-	-	-	-	-	-	-	-	-
ESCAPE	-	-	-	-	-	-	-	-	-	-	-	-
OTHER GENERAL OFFENSES	7	3	-	-	-	3	-	-	-	-	-	-
IMMIGRATION LAWS	-	-	-	-	-	-	-	-	-	-	-	-
LIQUOR, INTERNAL REV.	-	-	-	-	-	-	-	-	-	-	-	-
SELECTIVE SERVICE ACT	-	-	-	-	-	-	-	-	-	-	-	-
OTHER SPECIAL OFFENSES (FEDERAL STATUTES)	2	-	-	-	-	-	-	-	-	-	-	-

TABLE 2
UNITED STATES DISTRICT COURTS
TYPE AND LENGTH OF SENTENCES FOR CONVICTED DEFENDANTS BY OFFENSE
TWELVE MONTH PERIOD ENDED JUNE 30, 1980

TERMS OF PROBATION					PROBATION W/O SUPERVISION SUSPENDED SENTENCE	FINE ONLY				DISTRICT AND OFFENSE
TOTAL	12 MOS. AND UNDER	13-24 MOS.	25-48 MOS.	49 MOS. AND OVER		TOTAL	LESS THAN $1,000	$1,000-9,999	$10,000 AND OVER	
501	30	85	243	233	170	33	12	14	7	TEXAS SOUTHERN TOTAL
-	-	-	-	-	-	-	-	-	-	HOMICIDE
2	-	-	-	2	-	-	-	-	-	ROBBERY
2	-	1	1	-	-	1	1	-	-	ASSAULT
-	-	-	-	-	-	-	-	-	-	BURGLARY
16	3	1	5	7	5	-	-	-	-	LARCENY AND THEFT
24	4	5	10	5	3	1	-	1	-	EMBEZZLEMENT
42	5	6	14	16	18	9	1	1	7	FRAUD
4	-	-	1	3	-	-	-	-	-	AUTO THEFT
14	1	2	5	6	-	-	-	-	-	FORGERY, COUNTERFEIT,
-	-	-	-	-	-	-	-	-	-	SEX OFFENSES
68	2	9	19	38	1	-	-	-	-	MARIHUANA
46	3	6	19	18	1	-	-	-	-	NARCOTICS
17	-	4	6	7	2	-	-	-	-	WEAPONS AND FIREARMS
3	-	1	2	-	-	-	-	-	-	ESCAPE
2	-	1	-	1	-	7	-	7	-	OTHER GENERAL OFFENSES
322	8	42	149	123	131	4	4	-	-	IMMIGRATION LAWS
-	-	-	-	-	-	-	-	-	-	LIQUOR, INTERNAL REV.
-	-	-	-	-	-	-	-	-	-	SELECTIVE SERVICE ACT
29	3	7	13	7	9	11	5	5	-	OTHER SPECIAL OFFENSES (FEDERAL STATUTES)
182	30	14	30	108	7	52	47	4	1	TEXAS WESTERN TOTAL
-	-	-	-	-	-	-	-	-	-	HOMICIDE
2	-	-	-	2	-	-	-	-	-	ROBBERY
2	-	-	1	1	-	2	2	-	-	ASSAULT
-	-	-	-	-	-	-	-	-	-	BURGLARY
25	19	2	-	4	1	38	38	-	-	LARCENY AND THEFT
8	-	-	-	8	-	1	1	-	-	EMBEZZLEMENT
17	2	3	5	7	-	6	-	4	1	FRAUD
-	-	-	-	-	-	-	-	-	-	AUTO THEFT
14	-	3	5	6	-	-	-	-	-	FORGERY, COUNTERFEIT,
-	-	-	-	-	-	-	-	-	-	SEX OFFENSES
34	3	-	3	28	-	-	-	-	-	MARIHUANA
9	1	-	3	5	-	-	-	-	-	NARCOTICS
6	-	-	-	6	-	-	-	-	-	WEAPONS AND FIREARMS
1	-	-	-	1	-	-	-	-	-	ESCAPE
3	1	-	1	1	1	2	2	-	-	OTHER GENERAL OFFENSES
52	2	5	11	34	5	1	1	-	-	IMMIGRATION LAWS
2	-	-	1	1	-	-	-	-	-	LIQUOR, INTERNAL REV.
-	-	-	-	-	-	-	-	-	-	SELECTIVE SERVICE ACT
7	2	1	-	4	-	3	3	-	-	OTHER SPECIAL OFFENSES (FEDERAL STATUTES)
37	18	4	13	2	-	8	7	1	-	CANAL ZONE TOTAL
-	-	-	-	-	-	-	-	-	-	HOMICIDE
-	-	-	-	-	-	-	-	-	-	ROBBERY
-	-	-	-	-	-	-	-	-	-	ASSAULT
2	-	-	2	-	-	-	-	-	-	BURGLARY
9	-	2	6	1	-	5	5	-	-	LARCENY AND THEFT
-	-	-	-	-	-	-	-	-	-	EMBEZZLEMENT
4	1	2	1	-	-	1	1	-	-	FRAUD
-	-	-	-	-	-	-	-	-	-	AUTO THEFT
1	-	-	1	-	-	-	-	-	-	FORGERY, COUNTERFEIT,
1	-	-	1	-	-	-	-	-	-	SEX OFFENSES
15	15	-	-	-	-	-	-	-	-	MARIHUANA
1	1	-	-	-	-	-	-	-	-	NARCOTICS
-	-	-	-	-	-	-	-	-	-	WEAPONS AND FIREARMS
-	-	-	-	-	-	-	-	-	-	ESCAPE
3	-	-	2	1	-	1	1	-	-	OTHER GENERAL OFFENSES
-	-	-	-	-	-	-	-	-	-	IMMIGRATION LAWS
-	-	-	-	-	-	-	-	-	-	LIQUOR, INTERNAL REV.
-	-	-	-	-	-	-	-	-	-	SELECTIVE SERVICE ACT
1	1	-	-	-	-	1	-	1	-	OTHER SPECIAL OFFENSES (FEDERAL STATUTES)

TABLE 2
UNITED STATES DISTRICT COURTS
TYPE AND LENGTH OF SENTENCES FOR CONVICTED DEFENDANTS BY OFFENSE
TWELVE MONTH PERIOD ENDED JUNE 30, 1980

DISTRICT AND OFFENSE	TOTAL	TERMS OF IMPRISONMENT						PROBATION TERMS OF SPLIT SENTENCES				
		TOTAL	12 MOS. AND UNDER	13-24 MOS.	25-36 MOS.	37-60 MOS.	61 MOS. AND OVER	TOTAL	12 MOS. AND UNDER	13-24 MOS.	25-48 MOS.	49 MOS. AND OVER
KENTUCKY EASTERN TOTAL	194	125	23	23	11	33	35	32	2	5	7	18
HOMICIDE	-	-	-	-	-	-	-	-	-	-	-	-
ROBBERY	19	19	-	1	-	1	17	-	-	-	-	-
ASSAULT	3	3	3	-	-	-	-	-	-	-	-	-
BURGLARY	3	2	-	-	-	2	-	-	-	-	-	-
LARCENY AND THEFT	14	9	-	3	-	5	1	4	-	-	1	3
EMBEZZLEMENT	8	2	2	-	-	-	-	3	-	2	-	1
FRAUD	19	8	3	1	2	-	2	2	1	-	-	1
AUTO THEFT	12	10	-	2	-	4	4	2	-	1	-	1
FORGERY, COUNTERFEIT,	8	5	-	2	-	3	-	-	-	-	-	-
SEX OFFENSES	-	-	-	-	-	-	-	-	-	-	-	-
MARIHUANA	1	-	-	-	-	-	-	1	-	-	-	1
NARCOTICS	8	4	-	1	-	3	-	4	-	-	-	4
WEAPONS AND FIREARMS	25	20	2	4	3	6	5	5	-	-	1	4
ESCAPE	20	15	3	5	5	2	-	3	-	1	1	1
OTHER GENERAL OFFENSES	17	14	4	3	1	2	4	2	-	-	1	1
IMMIGRATION LAWS	3	3	2	-	-	1	-	-	-	-	-	-
LIQUOR, INTERNAL REV.	-	-	-	-	-	-	-	-	-	-	-	-
SELECTIVE SERVICE ACT	-	-	-	-	-	-	-	-	-	-	-	-
OTHER SPECIAL OFFENSES (FEDERAL STATUTES)	34	11	4	1	-	4	2	6	1	1	3	1
KENTUCKY WESTERN TOTAL	424	126	32	14	20	39	21	29	2	18	6	3
HOMICIDE	4	-	-	-	-	-	-	-	-	-	-	-
ROBBERY	10	9	-	-	-	2	7	-	-	-	-	-
ASSAULT	17	8	2	-	1	5	-	1	-	1	-	-
BURGLARY	2	2	-	-	1	1	-	-	-	-	-	-
LARCENY AND THEFT	138	13	6	1	2	3	1	4	1	2	1	-
EMBEZZLEMENT	10	3	2	1	-	-	-	1	-	1	-	-
FRAUD	32	11	5	1	1	1	3	10	-	5	2	3
AUTO THEFT	14	13	2	-	3	7	1	1	-	1	-	-
FORGERY, COUNTERFEIT,	29	14	3	3	3	5	-	3	-	3	-	-
SEX OFFENSES	5	5	1	-	1	2	1	-	-	-	-	-
MARIHUANA	21	13	1	1	4	5	2	1	1	-	-	-
NARCOTICS	13	8	-	2	-	4	2	2	-	-	2	-
WEAPONS AND FIREARMS	14	6	-	2	-	4	-	5	-	4	1	-
ESCAPE	12	12	9	1	2	-	-	-	-	-	-	-
OTHER GENERAL OFFENSES	22	4	-	-	-	-	4	-	-	-	-	-
IMMIGRATION LAWS	1	1	-	1	-	-	-	-	-	-	-	-
LIQUOR, INTERNAL REV.	1	-	-	-	-	-	-	-	-	-	-	-
SELECTIVE SERVICE ACT	-	-	-	-	-	-	-	-	-	-	-	-
OTHER SPECIAL OFFENSES (FEDERAL STATUTES)	19	4	1	1	2	-	-	1	-	1	-	-
MICHIGAN EASTERN TOTAL	524	255	79	60	49	33	34	51	6	31	12	2
HOMICIDE	-	-	-	-	-	-	-	-	-	-	-	-
ROBBERY	10	9	-	-	1	1	7	-	-	-	-	-
ASSAULT	5	3	3	-	-	-	-	-	-	-	-	-
BURGLARY	-	-	-	-	-	-	-	-	-	-	-	-
LARCENY AND THEFT	34	19	4	5	3	4	3	5	-	5	-	-
EMBEZZLEMENT	11	-	-	-	-	-	-	5	1	4	-	-
FRAUD	149	53	24	13	5	10	-	22	1	14	5	2
AUTO THEFT	9	5	-	1	2	2	-	2	1	-	1	-
FORGERY, COUNTERFEIT,	66	36	8	15	4	3	6	3	1	1	1	-
SEX OFFENSES	-	-	-	-	-	-	-	-	-	-	-	-
MARIHUANA	6	5	4	1	-	-	-	-	-	-	-	-
NARCOTICS	91	70	11	12	20	13	14	3	-	1	2	-
WEAPONS AND FIREARMS	17	8	-	5	1	-	2	3	2	-	1	-
ESCAPE	1	-	-	-	-	-	-	-	-	-	-	-
OTHER GENERAL OFFENSES	33	19	5	1	11	-	2	6	-	5	1	-
IMMIGRATION LAWS	22	12	11	1	-	-	-	-	-	-	-	-
LIQUOR, INTERNAL REV.	-	-	-	-	-	-	-	-	-	-	-	-
SELECTIVE SERVICE ACT	-	-	-	-	-	-	-	-	-	-	-	-
OTHER SPECIAL OFFENSES (FEDERAL STATUTES)	66	16	9	6	1	-	-	2	-	1	1	-

TABLE 2
UNITED STATES DISTRICT COURTS
TYPE AND LENGTH OF SENTENCES FOR CONVICTED DEFENDANTS BY OFFENSE
TWELVE MONTH PERIOD ENDED JUNE 30, 1980

TERMS OF PROBATION					PROBATION W/O SUPERVISION SUSPENDED SENTENCE	FINE ONLY				DISTRICT AND OFFENSE
TOTAL	12 MOS. AND UNDER	13-24 MOS.	25-48 MOS.	49 MOS. AND OVER		TOTAL	LESS THAN $1,000	$1,000-9,999	$10,000 AND OVER	
31	2	2	10	17	2	4	2	1	1	KENTUCKY EASTERN TOTAL
-	-	-	-	-	-	-	-	-	-	HOMICIDE
-	-	-	-	-	-	-	-	-	-	ROBBERY
-	-	-	-	-	-	-	-	-	-	ASSAULT
1	-	-	-	1	-	-	-	-	-	BURGLARY
1	-	-	1	-	-	-	-	-	-	LARCENY AND THEFT
3	-	1	1	1	-	-	-	-	-	EMBEZZLEMENT
8	-	-	3	5	1	-	-	-	-	FRAUD
-	-	-	-	-	-	-	-	-	-	AUTO THEFT
3	-	-	1	2	-	-	-	-	-	FORGERY, COUNTERFEIT.
-	-	-	-	-	-	-	-	-	-	SEX OFFENSES
-	-	-	-	-	-	-	-	-	-	MARIHUANA
-	-	-	-	-	-	-	-	-	-	NARCOTICS
-	-	-	-	-	-	-	-	-	-	WEAPONS AND FIREARMS
2	-	-	1	1	-	-	-	-	-	ESCAPE
1	-	-	1	-	-	-	-	-	-	OTHER GENERAL OFFENSES
-	-	-	-	-	-	-	-	-	-	IMMIGRATION LAWS
-	-	-	-	-	-	-	-	-	-	LIQUOR, INTERNAL REV.
-	-	-	-	-	-	-	-	-	-	SELECTIVE SERVICE ACT
12	2	1	2	7	1	4	2	1	1	OTHER SPECIAL OFFENSES (FEDERAL STATUTES)
95	35	39	16	5	121	53	53	-	-	KENTUCKY WESTERN TOTAL
3	-	-	1	2	1	-	-	-	-	HOMICIDE
1	-	-	-	1	-	-	-	-	-	ROBBERY
4	3	1	-	-	3	1	1	-	-	ASSAULT
-	-	-	-	-	-	-	-	-	-	BURGLARY
38	22	13	3	-	111	32	32	-	-	LARCENY AND THEFT
6	2	1	2	1	-	-	-	-	-	EMBEZZLEMENT
11	1	7	2	1	-	-	-	-	-	FRAUD
-	-	-	-	-	-	-	-	-	-	AUTO THEFT
11	1	10	-	-	1	-	-	-	-	FORGERY, COUNTERFEIT.
-	-	-	-	-	-	-	-	-	-	SEX OFFENSES
5	-	2	3	-	-	2	2	-	-	MARIHUANA
3	-	1	2	-	-	-	-	-	-	NARCOTICS
1	-	-	1	-	1	1	1	-	-	WEAPONS AND FIREARMS
-	-	-	-	-	-	-	-	-	-	ESCAPE
2	4	3	1	-	4	6	6	-	-	OTHER GENERAL OFFENSES
-	-	-	-	-	-	-	-	-	-	IMMIGRATION LAWS
1	1	-	-	-	-	-	-	-	-	LIQUOR, INTERNAL REV.
-	-	-	-	-	-	-	-	-	-	SELECTIVE SERVICE ACT
3	1	1	1	-	-	11	11	-	-	OTHER SPECIAL OFFENSES (FEDERAL STATUTES)
173	16	81	67	9	9	36	22	2	12	MICHIGAN EASTERN TOTAL
-	-	-	-	-	-	-	-	-	-	HOMICIDE
1	-	1	-	-	-	-	-	-	-	ROBBERY
2	2	-	-	-	-	-	-	-	-	ASSAULT
-	-	-	-	-	-	-	-	-	-	BURGLARY
14	-	12	2	-	-	-	-	-	-	LARCENY AND THEFT
6	-	1	4	1	-	-	-	-	-	EMBEZZLEMENT
69	8	34	25	2	1	4	-	2	2	FRAUD
2	-	-	2	-	-	-	-	-	-	AUTO THEFT
27	-	11	16	-	-	-	-	-	-	FORGERY, COUNTERFEIT.
-	-	-	-	-	-	-	-	-	-	SEX OFFENSES
1	-	1	-	-	-	-	-	-	-	MARIHUANA
16	1	6	7	2	2	-	-	-	-	NARCOTICS
6	-	2	3	1	-	-	-	-	-	WEAPONS AND FIREARMS
1	-	-	-	1	-	-	-	-	-	ESCAPE
6	1	2	3	-	-	2	1	-	1	OTHER GENERAL OFFENSES
4	-	2	1	1	5	1	1	-	-	IMMIGRATION LAWS
-	-	-	-	-	-	-	-	-	-	LIQUOR, INTERNAL REV.
-	-	-	-	-	-	-	-	-	-	SELECTIVE SERVICE ACT
18	4	9	4	1	1	29	20	-	9	OTHER SPECIAL OFFENSES (FEDERAL STATUTES)

TABLE 2
UNITED STATES DISTRICT COURTS
TYPE AND LENGTH OF SENTENCES FOR CONVICTED DEFENDANTS BY OFFENSE
TWELVE MONTH PERIOD ENDED JUNE 30, 1980

DISTRICT AND OFFENSE	TOTAL	TERMS OF IMPRISONMENT						PROBATION TERMS OF SPLIT SENTENCES				
		TOTAL	12 MOS. AND UNDER	13-24 MOS.	25-36 MOS.	37-60 MOS.	61 MOS. AND OVER	TOTAL	12 MOS. AND UNDER	13-24 MOS.	25-48 MOS.	49 MOS. AND OVER
MICHIGAN WESTERN TOTAL	161	55	2	4	8	18	23	14	1	-	10	3
HOMICIDE	-	-	-	-	-	-	-	-	-	-	-	-
ROBBERY	5	5	-	-	-	-	-	-	-	-	-	-
ASSAULT	4	2	1	-	-	1	4	-	-	-	-	-
BURGLARY	-	-	-	-	1	-	-	-	-	-	-	-
LARCENY AND THEFT	15	9	1	1	2	5	-	3	-	-	2	1
EMBEZZLEMENT	14	1	-	-	-	1	-	-	-	-	-	-
FRAUD	35	14	-	1	2	4	7	3	-	-	3	-
AUTO THEFT	-	-	-	-	-	-	-	-	-	-	-	-
FORGERY, COUNTERFEIT.	6	3	-	1	-	-	2	-	-	-	-	-
SEX OFFENSES	2	1	-	-	-	-	1	1	-	-	-	1
MARIHUANA	11	1	-	-	-	-	1	-	-	-	-	-
NARCOTICS	31	15	-	1	2	3	9	5	-	-	5	-
WEAPONS AND FIREARMS	2	1	-	-	-	1	-	-	-	-	-	-
ESCAPE	-	-	-	-	-	-	-	-	-	-	-	-
OTHER GENERAL OFFENSES	9	2	-	-	1	-	1	-	-	-	-	-
IMMIGRATION LAWS	3	1	-	-	-	1	-	-	-	-	-	-
LIQUOR, INTERNAL REV.	-	-	-	-	-	-	-	-	-	-	-	-
SELECTIVE SERVICE ACT	-	-	-	-	-	-	-	-	-	-	-	-
OTHER SPECIAL OFFENSES (FEDERAL STATUTES)	13	-	-	-	-	-	-	2	1	-	-	1
OHIO NORTHERN TOTAL	303	144	15	31	23	27	48	34	3	8	11	12
HOMICIDE	1	1	-	-	-	-	1	-	-	-	-	-
ROBBERY	35	34	1	-	-	4	29	1	-	-	-	1
ASSAULT	1	1	-	1	-	-	-	-	-	-	-	-
BURGLARY	-	-	-	-	-	-	-	-	-	-	-	-
LARCENY AND THEFT	52	26	4	4	9	4	5	7	-	1	3	3
EMBEZZLEMENT	26	5	-	1	2	2	-	7	-	1	3	3
FRAUD	69	14	2	6	2	3	1	8	1	1	3	3
AUTO THEFT	12	8	1	-	3	4	-	1	-	-	1	-
FORGERY, COUNTERFEIT.	34	13	1	4	2	3	3	3	-	1	1	1
SEX OFFENSES	-	-	-	-	-	-	-	-	-	-	-	-
MARIHUANA	-	-	-	-	-	-	-	-	-	-	-	-
NARCOTICS	27	23	2	8	2	5	6	1	-	1	-	-
WEAPONS AND FIREARMS	20	3	2	-	-	1	-	3	-	2	-	1
ESCAPE	1	-	-	-	-	-	-	-	-	-	-	-
OTHER GENERAL OFFENSES	13	9	-	4	2	1	2	3	2	1	-	-
IMMIGRATION LAWS	1	-	-	-	-	-	-	-	-	-	-	-
LIQUOR, INTERNAL REV.	2	-	-	-	-	-	-	-	-	-	-	-
SELECTIVE SERVICE ACT	-	-	-	-	-	-	-	-	-	-	-	-
OTHER SPECIAL OFFENSES (FEDERAL STATUTES)	9	7	2	3	1	-	1	-	-	-	-	-
OHIO SOUTHERN TOTAL	230	124	12	14	23	28	47	23	1	5	15	2
HOMICIDE	1	1	-	-	-	-	1	-	-	-	-	-
ROBBERY	29	28	-	-	-	2	26	-	-	-	-	-
ASSAULT	-	-	-	-	-	-	-	-	-	-	-	-
BURGLARY	1	-	-	-	-	-	-	-	-	-	-	-
LARCENY AND THEFT	38	21	-	4	9	5	3	6	-	3	2	1
EMBEZZLEMENT	28	10	3	3	1	2	1	4	-	-	4	-
FRAUD	49	12	3	1	3	3	2	9	1	2	5	1
AUTO THEFT	7	2	-	-	2	-	-	-	-	-	-	-
FORGERY, COUNTERFEIT.	29	23	2	2	3	6	10	2	-	-	2	-
SEX OFFENSES	-	-	-	-	-	-	-	-	-	-	-	-
MARIHUANA	-	-	-	-	-	-	-	-	-	-	-	-
NARCOTICS	16	14	2	1	4	6	1	-	-	-	-	-
WEAPONS AND FIREARMS	5	1	-	-	-	1	-	1	-	-	-	-
ESCAPE	2	2	-	1	-	1	-	-	-	-	1	-
OTHER GENERAL OFFENSES	8	3	2	-	-	1	-	1	-	-	1	-
IMMIGRATION LAWS	-	-	-	-	-	-	-	-	-	-	-	-
LIQUOR, INTERNAL REV.	-	-	-	-	-	-	-	-	-	-	-	-
SELECTIVE SERVICE ACT	-	-	-	-	-	-	-	-	-	-	-	-
OTHER SPECIAL OFFENSES (FEDERAL STATUTES)	17	7	-	2	1	1	3	-	-	-	-	-

TABLE 2
UNITED STATES DISTRICT COURTS
TYPE AND LENGTH OF SENTENCES FOR CONVICTED DEFENDANTS BY OFFENSE
TWELVE MONTH PERIOD ENDED JUNE 30, 1980

TERMS OF PROBATION					PROBATION W/O SUPERVISION SUSPENDED SENTENCE	FINE ONLY				DISTRICT AND OFFENSE
TOTAL	12 MOS. AND UNDER	13-24 MOS.	25-48 MOS.	49 MOS. AND OVER		TOTAL	LESS THAN $1,000	$1,000-9,999	$10,000 AND OVER	
74	10	18	30	16	2	6	3	3	-	MICHIGAN WESTERN TOTAL
-	-	-	-	-	-	-	-	-	-	HOMICIDE
1	-	-	-	1	-	-	-	-	-	ROBBERY
2	1	1	-	-	-	-	-	-	-	ASSAULT
-	-	-	-	-	-	-	-	-	-	BURGLARY
3	-	-	2	1	-	-	-	-	-	LARCENY AND THEFT
13	3	4	3	3	-	-	-	-	-	EMBEZZLEMENT
17	4	6	5	2	-	1	1	-	-	FRAUD
-	-	-	-	-	-	-	-	-	-	AUTO THEFT
3	-	2	-	1	-	-	-	-	-	FORGERY, COUNTERFEIT.
-	-	-	-	-	-	-	-	-	-	SEX OFFENSES
10	-	4	5	1	-	-	-	-	-	MARIHUANA
11	1	-	7	3	-	-	-	-	-	NARCOTICS
1	-	-	1	-	-	-	-	-	-	WEAPONS AND FIREARMS
-	-	-	-	-	-	-	-	-	-	ESCAPE
5	-	-	4	1	2	-	-	-	-	OTHER GENERAL OFFENSES
2	-	1	-	1	-	-	-	-	-	IMMIGRATION LAWS
-	-	-	-	-	-	-	-	-	-	LIQUOR, INTERNAL REV.
-	-	-	-	-	-	-	-	-	-	SELECTIVE SERVICE ACT
6	1	-	3	2	-	5	2	3	-	OTHER SPECIAL OFFENSES (FEDERAL STATUTES)
119	9	33	62	15	2	4	2	-	2	OHIO NORTHERN TOTAL
-	-	-	-	-	-	-	-	-	-	HOMICIDE
-	-	-	-	-	-	-	-	-	-	ROBBERY
-	-	-	-	-	-	-	-	-	-	ASSAULT
-	-	-	-	-	-	-	-	-	-	BURGLARY
18	-	2	11	5	-	1	1	-	-	LARCENY AND THEFT
14	-	3	9	2	-	-	-	-	-	EMBEZZLEMENT
43	9	17	14	3	1	3	1	-	2	FRAUD
3	-	1	1	1	-	-	-	-	-	AUTO THEFT
18	-	3	13	2	-	-	-	-	-	FORGERY, COUNTERFEIT.
-	-	-	-	-	-	-	-	-	-	SEX OFFENSES
-	-	-	-	-	-	-	-	-	-	MARIHUANA
3	-	2	1	-	-	-	-	-	-	NARCOTICS
14	-	2	10	2	-	-	-	-	-	WEAPONS AND FIREARMS
1	-	1	-	-	-	-	-	-	-	ESCAPE
1	-	1	-	-	-	-	-	-	-	OTHER GENERAL OFFENSES
-	-	-	-	-	1	-	-	-	-	IMMIGRATION LAWS
2	-	-	2	-	-	-	-	-	-	LIQUOR, INTERNAL REV.
-	-	-	-	-	-	-	-	-	-	SELECTIVE SERVICE ACT
2	-	1	1	-	-	-	-	-	-	OTHER SPECIAL OFFENSES (FEDERAL STATUTES)
70	6	29	28	7	2	11	5	4	2	OHIO SOUTHERN TOTAL
-	-	-	-	-	-	-	-	-	-	HOMICIDE
1	-	-	-	1	-	-	-	-	-	ROBBERY
-	-	-	-	-	-	-	-	-	-	ASSAULT
1	-	-	1	-	-	-	-	-	-	BURGLARY
11	1	5	4	1	-	-	-	-	-	LARCENY AND THEFT
14	-	8	5	1	-	-	-	-	-	EMBEZZLEMENT
21	3	9	6	3	-	7	5	2	-	FRAUD
5	-	-	5	-	-	-	-	-	-	AUTO THEFT.
4	-	2	2	-	-	-	-	-	-	FORGERY, COUNTERFEIT.
-	-	-	-	-	-	-	-	-	-	SEX OFFENSES
-	-	-	-	-	-	-	-	-	-	MARIHUANA
2	-	-	2	-	-	-	-	-	-	NARCOTICS
3	1	1	-	1	-	-	-	-	-	WEAPONS AND FIREARMS
-	-	-	-	-	-	-	-	-	-	ESCAPE
2	1	-	1	-	-	2	-	1	1	OTHER GENERAL OFFENSES
-	-	-	-	-	-	-	-	-	-	IMMIGRATION LAWS
-	-	-	-	-	-	-	-	-	-	LIQUOR, INTERNAL REV.
-	-	-	-	-	-	-	-	-	-	SELECTIVE SERVICE ACT
6	-	4	2	-	2	2	-	1	1	OTHER SPECIAL OFFENSES (FEDERAL STATUTES)

TABLE 2
UNITED STATES DISTRICT COURTS
TYPE AND LENGTH OF SENTENCES FOR CONVICTED DEFENDANTS BY OFFENSE
TWELVE MONTH PERIOD ENDED JUNE 30, 1980

DISTRICT AND OFFENSE	TOTAL	TERMS OF IMPRISONMENT						PROBATION TERMS OF SPLIT SENTENCES				
		TOTAL	12 MOS. AND UNDER	13-24 MOS.	25-36 MOS.	37-60 MOS.	61 MOS. AND OVER	TOTAL	12 MOS. AND UNDER	13-24 MOS.	25-48 MOS.	49 MOS. AND OVER
TENNESSEE EASTERN TOTAL	150	84	15	16	9	23	21	18	2	9	6	1
HOMICIDE	-	-	-	-	-	-	-	-	-	-	-	-
ROBBERY	20	20	-	-	-	4	16	-	-	-	-	-
ASSAULT	1	-	-	-	-	-	-	-	-	-	-	-
BURGLARY	-	-	-	-	-	-	-	-	-	-	-	-
LARCENY AND THEFT	21	8	3	-	2	1	2	7	-	4	3	-
EMBEZZLEMENT	6	4	3	-	-	1	-	2	-	1	1	-
FRAUD	24	10	4	4	1	1	-	3	1	-	2	-
AUTO THEFT	25	21	-	7	5	8	1	1	-	1	-	-
FORGERY, COUNTERFEIT.	11	8	1	2	-	5	-	2	-	1	-	1
SEX OFFENSES	1	-	-	-	-	-	-	-	-	-	-	-
MARIHUANA	1	-	-	-	-	-	-	-	-	-	-	-
NARCOTICS	4	2	-	1	-	1	-	-	-	-	-	-
WEAPONS AND FIREARMS	15	4	2	2	-	-	-	2	-	2	-	-
ESCAPE	4	4	2	-	1	1	-	-	-	-	-	-
OTHER GENERAL OFFENSES	3	3	-	-	-	1	2	-	-	-	-	-
IMMIGRATION LAWS	-	-	-	-	-	-	-	-	-	-	-	-
LIQUOR, INTERNAL REV.	-	-	-	-	-	-	-	-	-	-	-	-
SELECTIVE SERVICE ACT	-	-	-	-	-	-	-	-	-	-	-	-
OTHER SPECIAL OFFENSES (FEDERAL STATUTES)	14	-	-	-	-	-	-	1	1	-	-	-
TENNESSEE MIDDLE TOTAL	217	71	14	13	10	20	14	16	3	3	6	4
HOMICIDE	-	-	-	-	-	-	-	-	-	-	-	-
ROBBERY	11	11	-	-	1	3	7	-	-	-	-	-
ASSAULT	-	-	-	-	-	-	-	-	-	-	-	-
BURGLARY	-	-	-	-	-	-	-	-	-	-	-	-
LARCENY AND THEFT	23	5	-	1	2	2	-	1	1	-	-	-
EMBEZZLEMENT	7	2	-	-	1	1	-	-	-	-	-	-
FRAUD	37	10	4	1	3	2	-	6	1	1	3	1
AUTO THEFT	5	4	2	1	-	1	-	1	-	-	1	-
FORGERY, COUNTERFEIT.	19	8	1	1	1	4	1	1	-	-	-	1
SEX OFFENSES	-	-	-	-	-	-	-	-	-	-	-	-
MARIHUANA	4	2	1	-	-	1	-	1	-	-	-	1
NARCOTICS	10	3	-	-	-	1	2	3	-	-	2	1
WEAPONS AND FIREARMS	14	9	-	5	-	3	1	-	-	-	-	-
ESCAPE	4	3	2	1	-	-	-	1	-	1	-	-
OTHER GENERAL OFFENSES	54	8	-	1	2	2	3	1	-	1	-	-
IMMIGRATION LAWS	-	-	-	-	-	-	-	-	-	-	-	-
LIQUOR, INTERNAL REV.	-	-	-	-	-	-	-	-	-	-	-	-
SELECTIVE SERVICE ACT	-	-	-	-	-	-	-	-	-	-	-	-
OTHER SPECIAL OFFENSES (FEDERAL STATUTES)	29	6	4	2	-	-	-	1	1	-	-	-
TENNESSEE WESTERN TOTAL	269	108	34	32	9	23	10	38	1	25	12	-
HOMICIDE	1	1	-	-	-	-	1	-	-	-	-	-
ROBBERY	11	9	-	-	1	2	6	-	-	-	-	-
ASSAULT	6	5	5	-	-	-	-	-	-	-	-	-
BURGLARY	-	-	-	-	-	-	-	-	-	-	-	-
LARCENY AND THEFT	37	15	3	8	-	4	-	7	-	5	2	-
EMBEZZLEMENT	17	3	2	-	1	-	-	4	-	4	-	-
FRAUD	63	28	13	12	1	2	-	9	-	7	2	-
AUTO THEFT	2	1	-	-	-	1	-	-	-	-	-	-
FORGERY, COUNTERFEIT.	69	18	6	3	6	3	-	14	-	6	8	-
SEX OFFENSES	-	-	-	-	-	-	-	-	-	-	-	-
MARIHUANA	2	2	-	-	-	2	-	-	-	-	-	-
NARCOTICS	20	15	2	2	-	9	2	1	-	1	-	-
WEAPONS AND FIREARMS	6	2	-	2	-	-	-	-	-	-	-	-
ESCAPE	3	2	1	1	-	-	-	-	-	-	-	-
OTHER GENERAL OFFENSES	14	6	1	4	-	-	1	2	1	1	-	-
IMMIGRATION LAWS	2	-	-	-	-	-	-	-	-	-	-	-
LIQUOR, INTERNAL REV.	-	-	-	-	-	-	-	-	-	-	-	-
SELECTIVE SERVICE ACT	-	-	-	-	-	-	-	-	-	-	-	-
OTHER SPECIAL OFFENSES (FEDERAL STATUTES)	16	1	1	-	-	-	-	1	-	1	-	-

TABLE 2
UNITED STATES DISTRICT COURTS
TYPE AND LENGTH OF SENTENCES FOR CONVICTED DEFENDANTS BY OFFENSE
TWELVE MONTH PERIOD ENDED JUNE 30, 1980

TERMS OF PROBATION					PROBATION W/O SUPERVISION SUSPENDED SENTENCE	FINE ONLY				DISTRICT AND OFFENSE
TOTAL	12 MOS. AND UNDER	13-24 MOS.	25-48 MOS.	49 MOS. AND OVER		TOTAL	LESS THAN $1,000	$1,000-9,999	$10,000 AND OVER	
38	8	19	9	2	-	10	5	4	1	TENNESSEE EASTERN TOTAL
-	-	-	-	-	-	-	-	-	-	HOMICIDE
-	-	-	-	-	-	-	-	-	-	ROBBERY
1	-	1	-	-	-	-	-	-	-	ASSAULT
-	-	-	-	-	-	-	-	-	-	BURGLARY
6	-	6	-	-	-	-	-	-	-	LARCENY AND THEFT
-	-	-	-	-	-	-	-	-	-	EMBEZZLEMENT
10	1	5	2	2	-	1	-	1	-	FRAUD
3	-	-	3	-	-	-	-	-	-	AUTO THEFT
1	1	-	-	-	-	-	-	-	-	FORGERY, COUNTERFEIT.
1	-	1	-	-	-	-	-	-	-	SEX OFFENSES
1	1	-	-	-	-	-	-	-	-	MARIHUANA
2	1	-	1	-	-	-	-	-	-	NARCOTICS
7	1	3	3	-	-	2	2	-	-	WEAPONS AND FIREARMS
-	-	-	-	-	-	-	-	-	-	ESCAPE
-	-	-	-	-	-	-	-	-	-	OTHER GENERAL OFFENSES
-	-	-	-	-	-	-	-	-	-	IMMIGRATION LAWS
-	-	-	-	-	-	-	-	-	-	LIQUOR, INTERNAL REV.
-	-	-	-	-	-	-	-	-	-	SELECTIVE SERVICE ACT
6	3	3	-	-	-	7	3	3	1	OTHER SPECIAL OFFENSES (FEDERAL STATUTES)
72	18	23	22	9	32	26	17	2	7	TENNESSEE MIDDLE TOTAL
-	-	-	-	-	-	-	-	-	-	HOMICIDE
-	-	-	-	-	-	-	-	-	-	ROBBERY
-	-	-	-	-	-	-	-	-	-	ASSAULT
-	-	-	-	-	-	-	-	-	-	BURGLARY
8	1	3	4	-	7	2	2	-	-	LARCENY AND THEFT
5	-	1	4	-	-	-	-	-	-	EMBEZZLEMENT
21	6	4	7	4	-	-	-	-	-	FRAUD
-	-	-	-	-	-	-	-	-	-	AUTO THEFT
10	-	5	4	1	-	-	-	-	-	FORGERY, COUNTERFEIT.
-	-	-	-	-	-	-	-	-	-	SEX OFFENSES
1	1	-	-	-	-	-	-	-	-	MARIHUANA
4	2	-	1	1	-	-	-	-	-	NARCOTICS
4	-	4	-	-	-	1	1	-	-	WEAPONS AND FIREARMS
-	-	-	-	-	-	-	-	-	-	ESCAPE
7	5	-	-	2	25	13	13	-	-	OTHER GENERAL OFFENSES
-	-	-	-	-	-	-	-	-	-	IMMIGRATION LAWS
-	-	-	-	-	-	-	-	-	-	LIQUOR, INTERNAL REV.
-	-	-	-	-	-	-	-	-	-	SELECTIVE SERVICE ACT
12	3	6	2	1	-	10	1	2	7	OTHER SPECIAL OFFENSES (FEDERAL STATUTES)
114	3	46	57	6	1	8	6	2	-	TENNESSEE WESTERN TOTAL
-	-	-	-	-	-	-	-	-	-	HOMICIDE
2	-	-	-	2	-	-	-	-	-	ROBBERY
1	-	1	-	-	-	-	-	-	-	ASSAULT
-	-	-	-	-	-	-	-	-	-	BURGLARY
15	-	7	8	-	-	-	-	-	-	LARCENY AND THEFT
10	-	4	4	2	-	-	-	-	-	EMBEZZLEMENT
26	1	10	13	2	-	-	-	-	-	FRAUD
1	-	-	1	-	-	-	-	-	-	AUTO THEFT
37	-	16	21	-	-	-	-	-	-	FORGERY, COUNTERFEIT.
-	-	-	-	-	-	-	-	-	-	SEX OFFENSES
-	-	-	-	-	-	-	-	-	-	MARIHUANA
4	-	-	4	-	-	-	-	-	-	NARCOTICS
4	-	4	-	-	-	-	-	-	-	WEAPONS AND FIREARMS
1	-	1	-	-	-	-	-	-	-	ESCAPE
4	-	2	2	-	-	2	2	-	-	OTHER GENERAL OFFENSES
1	-	-	1	-	1	-	-	-	-	IMMIGRATION LAWS
-	-	-	-	-	-	-	-	-	-	LIQUOR, INTERNAL REV.
-	-	-	-	-	-	-	-	-	-	SELECTIVE SERVICE ACT
8	2	3	3	-	-	6	4	2	-	OTHER SPECIAL OFFENSES (FEDERAL STATUTES)

TABLE 2
UNITED STATES DISTRICT COURTS
TYPE AND LENGTH OF SENTENCES FOR CONVICTED DEFENDANTS BY OFFENSE
TWELVE MONTH PERIOD ENDED JUNE 30, 1980

DISTRICT AND OFFENSE	TOTAL	TERMS OF IMPRISONMENT						PROBATION TERMS OF SPLIT SENTENCES				
		TOTAL	12 MOS. AND UNDER	13-24 MOS.	25-36 MOS.	37-60 MOS.	61 MOS. AND OVER	TOTAL	12 MOS. AND UNDER	13-24 MOS.	25-48 MOS.	49 MOS. AND OVER
ILLINOIS NORTHERN TOTAL	626	240	64	48	45	48	35	74	1	6	37	34
HOMICIDE	1	1	-	-	-	-	1	-	-	-	-	-
ROBBERY	20	18	-	-	1	6	11	1	-	-	-	1
ASSAULT	5	3	1	-	2	-	-	-	-	-	-	-
BURGLARY	-	-	-	-	-	-	-	-	-	-	-	-
LARCENY AND THEFT	71	29	10	6	5	5	3	8	-	-	4	4
EMBEZZLEMENT	33	8	2	2	2	2	-	2	-	1	1	-
FRAUD	158	44	19	12	7	5	1	23	-	2	12	9
AUTO THEFT	2	-	-	-	-	-	-	-	-	-	-	-
FORGERY, COUNTERFEIT.	51	21	8	5	3	4	1	4	-	-	2	2
SEX OFFENSES	4	4	-	2	1	-	1	-	-	-	-	-
MARIHUANA	7	2	-	1	1	-	-	3	-	1	1	1
NARCOTICS	113	66	11	10	16	17	12	17	-	-	10	7
WEAPONS AND FIREARMS	39	15	1	6	3	3	2	5	-	-	1	4
ESCAPE	4	1	-	-	-	1	-	-	-	-	-	-
OTHER GENERAL OFFENSES	33	17	5	3	3	4	2	4	-	2	2	-
IMMIGRATION LAWS	22	3	3	-	-	-	-	6	-	-	2	4
LIQUOR, INTERNAL REV.	-	-	-	-	-	-	-	-	-	-	-	-
SELECTIVE SERVICE ACT	-	-	-	-	-	-	-	-	-	-	-	-
OTHER SPECIAL OFFENSES (FEDERAL STATUTES)	63	8	4	1	1	1	1	5	1	-	2	2
ILLINOIS CENTRAL TOTAL	138	56	10	2	13	10	21	19	-	1	13	5
HOMICIDE	-	-	-	-	-	-	-	-	-	-	-	-
ROBBERY	-	-	-	-	-	-	-	-	-	-	-	-
ASSAULT	1	-	-	-	-	-	-	-	-	-	-	-
BURGLARY	-	-	-	-	-	-	-	-	-	-	-	-
LARCENY AND THEFT	5	-	-	-	-	-	-	-	-	-	-	-
EMBEZZLEMENT	16	4	-	1	1	2	-	2	-	-	1	1
FRAUD	35	11	2	1	2	-	6	7	-	1	3	3
AUTO THEFT	3	3	-	-	1	1	1	-	-	-	-	-
FORGERY, COUNTERFEIT.	17	8	1	-	5	2	-	-	-	-	-	-
SEX OFFENSES	1	-	-	-	-	-	-	-	-	-	-	-
MARIHUANA	3	1	1	-	-	-	-	-	-	-	-	-
NARCOTICS	14	13	2	-	1	3	7	1	-	-	-	1
WEAPONS AND FIREARMS	6	1	-	-	-	-	1	-	-	-	-	-
ESCAPE	2	2	2	-	-	-	-	-	-	-	-	-
OTHER GENERAL OFFENSES	8	6	-	-	-	-	6	-	-	-	-	-
IMMIGRATION LAWS	23	5	1	-	3	1	-	8	-	-	8	-
LIQUOR, INTERNAL REV.	-	-	-	-	-	-	-	-	-	-	-	-
SELECTIVE SERVICE ACT	-	-	-	-	-	-	-	-	-	-	-	-
OTHER SPECIAL OFFENSES (FEDERAL STATUTES)	4	2	1	-	-	1	-	1	-	-	1	-
ILLINOIS SOUTHERN TOTAL	107	58	8	2	10	17	21	13	-	-	3	10
HOMICIDE	3	3	-	-	-	-	3	-	-	-	-	-
ROBBERY	2	2	-	-	-	-	2	-	-	-	-	-
ASSAULT	2	2	-	-	-	-	2	-	-	-	-	-
BURGLARY	-	-	-	-	-	-	-	-	-	-	-	-
LARCENY AND THEFT	16	9	1	-	1	5	2	-	-	-	-	-
EMBEZZLEMENT	8	3	1	-	1	-	1	1	-	-	-	1
FRAUD	23	4	1	-	1	1	1	5	-	-	1	4
AUTO THEFT	11	7	1	1	-	3	2	1	-	-	-	1
FORGERY, COUNTERFEIT.	8	4	-	-	2	2	-	3	-	-	-	3
SEX OFFENSES	-	-	-	-	-	-	-	-	-	-	-	-
MARIHUANA	-	-	-	-	-	-	-	-	-	-	-	-
NARCOTICS	13	9	-	-	2	5	2	2	-	-	1	1
WEAPONS AND FIREARMS	3	2	-	1	1	-	-	1	-	-	1	-
ESCAPE	1	1	1	-	-	-	-	-	-	-	-	-
OTHER GENERAL OFFENSES	12	9	-	-	2	1	6	-	-	-	-	-
IMMIGRATION LAWS	1	1	1	-	-	-	-	-	-	-	-	-
LIQUOR, INTERNAL REV.	-	-	-	-	-	-	-	-	-	-	-	-
SELECTIVE SERVICE ACT	-	-	-	-	-	-	-	-	-	-	-	-
OTHER SPECIAL OFFENSES (FEDERAL STATUTES)	5	2	2	-	-	-	-	-	-	-	-	-

TABLE 2
UNITED STATES DISTRICT COURTS
TYPE AND LENGTH OF SENTENCES FOR CONVICTED DEFENDANTS BY OFFENSE
TWELVE MONTH PERIOD ENDED JUNE 30, 1980

TERMS OF PROBATION					PROBATION W/O SUPERVISION SUSPENDED SENTENCE	FINE ONLY				DISTRICT AND OFFENSE
TOTAL	12 MOS. AND UNDER	13-24 MOS.	25-48 MOS.	49 MOS. AND OVER		TOTAL	LESS THAN $1,000	$1,000-9,999	$10,000 AND OVER	
285	18	44	122	101	5	18	3	3	12	ILLINOIS NORTHERN TOTAL
-	-	-	-	-	-	-	-	-	-	HOMICIDE
1	-	-	-	1	-	-	-	-	-	ROBBERY
1	-	-	1	-	1	-	-	-	-	ASSAULT
-	-	-	-	-	-	-	-	-	-	BURGLARY
33	-	8	16	9	1	-	-	-	-	LARCENY AND THEFT
23	1	5	7	10	-	-	-	-	-	EMBEZZLEMENT
85	9	14	40	22	2	4	1	1	2	FRAUD
2	-	1	-	1	-	-	-	-	-	AUTO THEFT
26	2	1	9	14	-	-	-	-	-	FORGERY, COUNTERFEIT,
-	-	-	-	-	-	-	-	-	-	SEX OFFENSES
2	-	-	1	1	-	-	-	-	-	MARIHUANA
30	-	1	9	20	-	-	-	-	-	NARCOTICS
19	-	1	9	9	-	-	-	-	-	WEAPONS AND FIREARMS
3	1	-	-	2	-	-	-	-	-	ESCAPE
12	-	1	6	5	-	-	-	-	-	OTHER GENERAL OFFENSES
12	-	1	7	4	1	-	-	-	-	IMMIGRATION LAWS
-	-	-	-	-	-	-	-	-	-	LIQUOR, INTERNAL REV.
-	-	-	-	-	-	-	-	-	-	SELECTIVE SERVICE ACT
36	5	11	17	3	-	14	2	2	10	OTHER SPECIAL OFFENSES (FEDERAL STATUTES)
56	6	11	32	7	3	4	2	-	2	ILLINOIS CENTRAL TOTAL
-	-	-	-	-	-	-	-	-	-	HOMICIDE
-	-	-	-	-	-	-	-	-	-	ROBBERY
1	1	-	-	-	-	-	-	-	-	ASSAULT
-	-	-	-	-	-	-	-	-	-	BURGLARY
5	2	1	2	-	-	-	-	-	-	LARCENY AND THEFT
10	-	3	4	3	-	-	-	-	-	EMBEZZLEMENT
17	1	3	9	4	-	-	-	-	-	FRAUD
-	-	-	-	-	-	-	-	-	-	AUTO THEFT
9	1	1	7	-	-	-	-	-	-	FORGERY, COUNTERFEIT,
1	-	-	1	-	-	-	-	-	-	SEX OFFENSES
-	-	-	-	-	-	2	2	-	-	MARIHUANA
-	-	-	-	-	-	-	-	-	-	NARCOTICS
5	-	1	4	-	-	-	-	-	-	WEAPONS AND FIREARMS
-	-	-	-	-	-	-	-	-	-	ESCAPE
-	-	-	-	-	-	2	-	-	2	OTHER GENERAL OFFENSES
7	1	1	5	-	3	-	-	-	-	IMMIGRATION LAWS
-	-	-	-	-	-	-	-	-	-	LIQUOR, INTERNAL REV.
-	-	-	-	-	-	-	-	-	-	SELECTIVE SERVICE ACT
1	-	1	-	-	-	-	-	-	-	OTHER SPECIAL OFFENSES (FEDERAL STATUTES)
33	3	4	10	16	1	2	2	-	-	ILLINOIS SOUTHERN TOTAL
-	-	-	-	-	-	-	-	-	-	HOMICIDE
-	-	-	-	-	-	-	-	-	-	ROBBERY
-	-	-	-	-	-	-	-	-	-	ASSAULT
-	-	-	-	-	-	-	-	-	-	BURGLARY
6	1	-	1	4	-	-	-	-	-	LARCENY AND THEFT
4	-	1	1	2	-	-	-	-	-	EMBEZZLEMENT
14	1	2	4	7	-	-	-	-	-	FRAUD
3	-	-	1	2	-	-	-	-	-	AUTO THEFT
1	-	-	1	-	-	-	-	-	-	FORGERY, COUNTERFEIT,
-	-	-	-	-	-	-	-	-	-	SEX OFFENSES
-	-	-	-	-	-	-	-	-	-	MARIHUANA
2	1	-	1	-	-	-	-	-	-	NARCOTICS
-	-	-	-	-	-	-	-	-	-	WEAPONS AND FIREARMS
-	-	-	-	-	-	-	-	-	-	ESCAPE
2	-	1	1	-	1	-	-	-	-	OTHER GENERAL OFFENSES
-	-	-	-	-	-	-	-	-	-	IMMIGRATION LAWS
-	-	-	-	-	-	-	-	-	-	LIQUOR, INTERNAL REV.
-	-	-	-	-	-	-	-	-	-	SELECTIVE SERVICE ACT
1	-	-	-	1	-	2	2	-	-	OTHER SPECIAL OFFENSES (FEDERAL STATUTES)

TABLE 2
UNITED STATES DISTRICT COURTS
TYPE AND LENGTH OF SENTENCES FOR CONVICTED DEFENDANTS BY OFFENSE
TWELVE MONTH PERIOD ENDED JUNE 30, 1980

DISTRICT AND OFFENSE	TOTAL	TERMS OF IMPRISONMENT						PROBATION TERMS OF SPLIT SENTENCES				
		TOTAL	12 MOS. AND UNDER	13-24 MOS.	25-36 MOS.	37-60 MOS.	61 MOS. AND OVER	TOTAL	12 MOS. AND UNDER	13-24 MOS.	25-48 MOS.	49 MOS. AND OVER
INDIANA NORTHERN TOTAL	114	87	2	8	10	22	15	10	-	2	5	3
HOMICIDE	-	-	-	-	-	-	-	-	-	-	-	-
ROBBERY	9	9	-	-	1	3	5	-	-	-	-	-
ASSAULT	-	-	-	-	-	-	-	-	-	-	-	-
BURGLARY	-	-	-	-	-	-	-	-	-	-	-	-
LARCENY AND THEFT	12	5	-	1	1	2	1	-	-	-	-	-
EMBEZZLEMENT	7	2	-	-	1	1	-	2	-	-	1	1
FRAUD	24	8	1	4	1	2	-	3	-	1	1	1
AUTO THEFT	7	7	-	-	-	5	2	-	-	-	-	-
FORGERY, COUNTERFEIT,	9	4	-	1	1	2	-	1	-	1	-	-
SEX OFFENSES	-	-	-	-	-	-	-	-	-	-	-	-
MARIHUANA	-	-	-	-	-	-	-	-	-	-	-	-
NARCOTICS	25	18	1	1	5	5	6	2	-	-	2	-
WEAPONS AND FIREARMS	9	1	-	1	-	-	-	2	-	-	1	1
ESCAPE	2	2	-	-	-	1	1	-	-	-	-	-
OTHER GENERAL OFFENSES	3	1	-	-	-	1	-	-	-	-	-	-
IMMIGRATION LAWS	1	-	-	-	-	-	-	-	-	-	-	-
LIQUOR, INTERNAL REV.	-	-	-	-	-	-	-	-	-	-	-	-
SELECTIVE SERVICE ACT	-	-	-	-	-	-	-	-	-	-	-	-
OTHER SPECIAL OFFENSES (FEDERAL STATUTES)	6	-	-	-	-	-	-	-	-	-	-	-
INDIANA SOUTHERN TOTAL	208	79	12	14	18	13	22	38	7	10	14	7
HOMICIDE	-	-	-	-	-	-	-	-	-	-	-	-
ROBBERY	15	12	-	-	-	2	11	1	-	-	1	-
ASSAULT	4	2	-	-	-	-	2	2	-	-	2	-
BURGLARY	8	4	-	-	1	1	2	1	-	1	-	-
LARCENY AND THEFT	19	2	-	-	2	-	-	1	-	-	1	-
EMBEZZLEMENT	8	1	-	-	-	-	1	1	-	-	1	-
FRAUD	38	8	5	3	-	-	-	10	3	3	3	1
AUTO THEFT	12	6	-	1	5	-	-	3	-	3	-	-
FORGERY, COUNTERFEIT,	14	7	-	4	-	1	2	3	-	-	1	2
SEX OFFENSES	2	2	-	-	-	2	-	-	-	-	-	-
MARIHUANA	17	10	1	2	4	2	1	5	1	2	1	1
NARCOTICS	34	13	-	3	6	2	2	3	1	1	-	1
WEAPONS AND FIREARMS	3	3	2	-	-	1	-	-	-	-	-	-
ESCAPE	8	5	4	1	-	-	-	-	-	-	-	-
OTHER GENERAL OFFENSES	14	2	-	-	-	1	1	5	-	-	3	2
IMMIGRATION LAWS	1	-	-	-	-	-	-	1	1	-	-	-
LIQUOR, INTERNAL REV.	-	-	-	-	-	-	-	-	-	-	-	-
SELECTIVE SERVICE ACT	-	-	-	-	-	-	-	-	-	-	-	-
OTHER SPECIAL OFFENSES (FEDERAL STATUTES)	14	1	-	-	-	1	-	2	1	-	1	-
WISCONSIN EASTERN TOTAL	132	52	16	13	4	6	13	11	-	6	1	4
HOMICIDE	-	-	-	-	-	-	-	-	-	-	-	-
ROBBERY	5	5	-	-	-	1	4	-	-	-	-	-
ASSAULT	9	6	3	-	2	1	-	1	-	1	-	-
BURGLARY	1	-	-	-	-	-	-	-	-	-	-	-
LARCENY AND THEFT	14	4	-	3	-	1	-	3	-	-	-	3
EMBEZZLEMENT	17	2	2	-	-	-	-	2	-	1	-	1
FRAUD	42	14	6	4	1	2	1	2	-	2	-	-
AUTO THEFT	1	1	-	-	1	-	-	-	-	-	-	-
FORGERY, COUNTERFEIT,	10	4	-	3	-	-	1	2	-	1	1	-
SEX OFFENSES	-	-	-	-	-	-	-	-	-	-	-	-
MARIHUANA	2	1	1	-	-	-	-	-	-	-	-	-
NARCOTICS	10	5	-	1	-	-	4	-	-	-	-	-
WEAPONS AND FIREARMS	8	5	2	1	-	1	1	1	-	1	-	-
ESCAPE	1	-	-	-	-	-	-	-	-	-	-	-
OTHER GENERAL OFFENSES	4	3	-	1	-	-	2	-	-	-	-	-
IMMIGRATION LAWS	2	1	1	-	-	-	-	-	-	-	-	-
LIQUOR, INTERNAL REV.	-	-	-	-	-	-	-	-	-	-	-	-
SELECTIVE SERVICE ACT	-	-	-	-	-	-	-	-	-	-	-	-
OTHER SPECIAL OFFENSES (FEDERAL STATUTES)	6	1	1	-	-	-	-	-	-	-	-	-

TABLE 2
UNITED STATES DISTRICT COURTS
TYPE AND LENGTH OF SENTENCES FOR CONVICTED DEFENDANTS BY OFFENSE
TWELVE MONTH PERIOD ENDED JUNE 30, 1980

TERMS OF PROBATION					PROBATION W/O SUPERVISION SUSPENDED SENTENCE	FINE ONLY				DISTRICT AND OFFENSE
TOTAL	12 MOS. AND UNDER	13-24 MOS.	25-48 MOS.	49 MOS. AND OVER		TOTAL	LESS THAN $1,000	$1,000-9,999	$10,000 AND OVER	
40	11	8	13	8	2	5	5	-	-	INDIANA NORTHERN TOTAL
-	-	-	-	-	-	-	-	-	-	HOMICIDE
-	-	-	-	-	-	-	-	-	-	ROBBERY
-	-	-	-	-	-	-	-	-	-	ASSAULT
-	-	-	-	-	-	-	-	-	-	BURGLARY
7	1	2	4	-	-	-	-	-	-	LARCENY AND THEFT
3	1	1	-	1	-	-	-	-	-	EMBEZZLEMENT
13	6	1	6	-	-	-	-	-	-	FRAUD
-	-	-	-	-	-	-	-	-	-	AUTO THEFT
4	-	3	-	1	-	-	-	-	-	FORGERY, COUNTERFEIT.
-	-	-	-	-	-	-	-	-	-	SEX OFFENSES
-	-	-	-	-	-	-	-	-	-	MARIHUANA
5	-	-	-	5	-	-	-	-	-	NARCOTICS
6	1	1	3	1	-	-	-	-	-	WEAPONS AND FIREARMS
-	-	-	-	-	-	-	-	-	-	ESCAPE
1	1	-	-	-	-	1	1	-	-	OTHER GENERAL OFFENSES
-	-	-	-	-	1	-	-	-	-	IMMIGRATION LAWS
-	-	-	-	-	-	-	-	-	-	LIQUOR, INTERNAL REV.
-	-	-	-	-	-	-	-	-	-	SELECTIVE SERVICE ACT
1	1	-	-	-	1	4	4	-	-	OTHER SPECIAL OFFENSES (FEDERAL STATUTES)
80	29	23	25	3	1	10	2	8	-	INDIANA SOUTHERN TOTAL
-	-	-	-	-	-	-	-	-	-	HOMICIDE
1	-	-	1	-	-	-	-	-	-	ROBBERY
-	-	-	-	-	-	-	-	-	-	ASSAULT
3	-	1	2	-	-	-	-	-	-	BURGLARY
15	5	9	1	-	1	-	-	-	-	LARCENY AND THEFT
6	2	-	4	-	-	-	-	-	-	EMBEZZLEMENT
15	8	2	5	-	-	5	-	5	-	FRAUD
3	-	1	2	-	-	-	-	-	-	AUTO THEFT
4	-	2	2	-	-	-	-	-	-	FORGERY, COUNTERFEIT.
-	-	-	-	-	-	-	-	-	-	SEX OFFENSES
2	1	-	1	-	-	-	-	-	-	MARIHUANA
18	6	3	6	3	-	-	-	-	-	NARCOTICS
-	-	-	-	-	-	-	-	-	-	WEAPONS AND FIREARMS
-	-	-	-	-	-	-	-	-	-	ESCAPE
7	3	3	1	-	-	-	-	-	-	OTHER GENERAL OFFENSES
-	-	-	-	-	-	-	-	-	-	IMMIGRATION LAWS
-	-	-	-	-	-	-	-	-	-	LIQUOR, INTERNAL REV.
-	-	-	-	-	-	-	-	-	-	SELECTIVE SERVICE ACT
6	4	2	-	-	-	5	2	3	-	OTHER SPECIAL OFFENSES (FEDERAL STATUTES)
61	13	29	16	3	-	8	5	3	-	WISCONSIN EASTERN TOTAL
-	-	-	-	-	-	-	-	-	-	HOMICIDE
-	-	-	-	-	-	-	-	-	-	ROBBERY
1	1	-	-	-	-	1	1	-	-	ASSAULT
1	-	1	-	-	-	-	-	-	-	BURGLARY
7	1	3	3	-	-	-	-	-	-	LARCENY AND THEFT
12	-	6	5	2	-	-	-	-	-	EMBEZZLEMENT
22	4	13	4	1	-	4	2	2	-	FRAUD
-	-	-	-	-	-	-	-	-	-	AUTO THEFT
4	3	1	-	-	-	-	-	-	-	FORGERY, COUNTERFEIT.
-	-	-	-	-	-	-	-	-	-	SEX OFFENSES
1	1	-	-	-	-	-	-	-	-	MARIHUANA
5	2	1	2	-	-	-	-	-	-	NARCOTICS
2	-	-	2	-	-	-	-	-	-	WEAPONS AND FIREARMS
1	-	1	-	-	-	-	-	-	-	ESCAPE
1	1	-	-	-	-	-	-	-	-	OTHER GENERAL OFFENSES
1	-	1	-	-	-	-	-	-	-	IMMIGRATION LAWS
-	-	-	-	-	-	-	-	-	-	LIQUOR, INTERNAL REV.
-	-	-	-	-	-	-	-	-	-	SELECTIVE SERVICE ACT
2	-	2	-	-	-	3	2	1	-	OTHER SPECIAL OFFENSES (FEDERAL STATUTES)

TABLE 2
UNITED STATES DISTRICT COURTS
TYPE AND LENGTH OF SENTENCES FOR CONVICTED DEFENDANTS BY OFFENSE
TWELVE MONTH PERIOD ENDED JUNE 30, 1980

DISTRICT AND OFFENSE	TOTAL	TERMS OF IMPRISONMENT						PROBATION TERMS OF SPLIT SENTENCES				
		TOTAL	12 MOS. AND UNDER	13-24 MOS.	25-36 MOS.	37-60 MOS.	61 MOS. AND OVER	TOTAL	12 MOS. AND UNDER	13-24 MOS.	25-48 MOS.	49 MOS. AND OVER
WISCONSIN WESTERN TOTAL	97	40	19	5	4	8	4	7	1	4	2	-
HOMICIDE	-	-	-	-	-	-	-	-	-	-	-	-
ROBBERY	5	5	1	-	-	1	3	-	-	-	-	-
ASSAULT	2	1	-	1	-	-	-	-	-	-	-	-
BURGLARY	-	-	-	-	-	-	-	-	-	-	-	-
LARCENY AND THEFT	16	7	1	2	4	-	-	2	-	1	1	-
EMBEZZLEMENT	6	-	-	-	-	-	-	1	-	1	-	-
FRAUD	27	5	4	1	-	-	-	3	1	2	-	-
AUTO THEFT	3	3	1	1	-	1	-	-	-	-	-	-
FORGERY, COUNTERFEIT.	5	3	1	-	-	2	-	1	-	-	1	-
SEX OFFENSES	2	2	-	-	-	2	-	-	-	-	-	-
MARIHUANA	-	-	-	-	-	-	-	-	-	-	-	-
NARCOTICS	-	-	-	-	-	-	-	-	-	-	-	-
WEAPONS AND FIREARMS	10	6	6	-	-	-	-	-	-	-	-	-
ESCAPE	5	5	4	-	-	1	-	-	-	-	-	-
OTHER GENERAL OFFENSES	4	3	1	-	-	1	1	-	-	-	-	-
IMMIGRATION LAWS	-	-	-	-	-	-	-	-	-	-	-	-
LIQUOR, INTERNAL REV.	-	-	-	-	-	-	-	-	-	-	-	-
SELECTIVE SERVICE ACT	-	-	-	-	-	-	-	-	-	-	-	-
OTHER SPECIAL OFFENSES (FEDERAL STATUTES)	12	-	-	-	-	-	-	-	-	-	-	-
ARKANSAS EASTERN TOTAL	171	73	9	24	16	14	10	35	2	5	26	2
HOMICIDE	-	-	-	-	-	-	-	-	-	-	-	-
ROBBERY	9	8	-	-	-	2	6	-	-	-	-	-
ASSAULT	-	-	-	-	-	-	-	-	-	-	-	-
BURGLARY	-	-	-	-	-	-	-	-	-	-	-	-
LARCENY AND THEFT	26	8	1	3	-	3	1	5	-	-	5	-
EMBEZZLEMENT	13	1	-	-	-	1	-	6	-	-	6	-
FRAUD	31	8	3	3	2	-	-	9	-	2	6	1
AUTO THEFT	4	2	-	1	1	-	1	2	-	-	2	-
FORGERY, COUNTERFEIT.	27	12	1	5	4	2	2	7	-	2	5	-
SEX OFFENSES	-	-	-	-	-	-	-	-	-	-	-	-
MARIHUANA	9	5	-	1	-	4	-	-	-	-	-	-
NARCOTICS	30	24	3	12	8	1	-	1	-	-	1	-
WEAPONS AND FIREARMS	2	1	-	-	-	1	-	1	-	-	-	1
ESCAPE	2	1	-	1	-	-	-	-	-	-	-	-
OTHER GENERAL OFFENSES	6	3	1	1	1	-	-	2	1	1	-	-
IMMIGRATION LAWS	-	-	-	-	-	-	-	-	-	-	-	-
LIQUOR, INTERNAL REV.	-	-	-	-	-	-	-	-	-	-	-	-
SELECTIVE SERVICE ACT	-	-	-	-	-	-	-	-	-	-	-	-
OTHER SPECIAL OFFENSES (FEDERAL STATUTES)	12	-	-	-	-	-	-	2	1	-	1	-
ARKANSAS WESTERN TOTAL	69	13	7	3	-	2	1	8	2	3	3	-
HOMICIDE	-	-	-	-	-	-	-	-	-	-	-	-
ROBBERY	1	1	-	-	-	-	1	-	-	-	-	-
ASSAULT	1	-	-	-	-	-	-	-	-	-	-	-
BURGLARY	-	-	-	-	-	-	-	-	-	-	-	-
LARCENY AND THEFT	22	4	3	1	-	-	-	4	2	1	1	-
EMBEZZLEMENT	10	1	1	-	-	-	-	4	-	2	2	-
FRAUD	15	-	-	-	-	-	-	-	-	-	-	-
AUTO THEFT	4	3	-	1	-	2	-	-	-	-	-	-
FORGERY, COUNTERFEIT.	7	1	1	-	-	-	-	-	-	-	-	-
SEX OFFENSES	1	1	1	-	-	-	-	-	-	-	-	-
MARIHUANA	2	-	-	-	-	-	-	-	-	-	-	-
NARCOTICS	-	-	-	-	-	-	-	-	-	-	-	-
WEAPONS AND FIREARMS	2	1	-	1	-	-	-	-	-	-	-	-
ESCAPE	1	1	1	-	-	-	-	-	-	-	-	-
OTHER GENERAL OFFENSES	-	-	-	-	-	-	-	-	-	-	-	-
IMMIGRATION LAWS	-	-	-	-	-	-	-	-	-	-	-	-
LIQUOR, INTERNAL REV.	-	-	-	-	-	-	-	-	-	-	-	-
SELECTIVE SERVICE ACT	-	-	-	-	-	-	-	-	-	-	-	-
OTHER SPECIAL OFFENSES (FEDERAL STATUTES)	3	-	-	-	-	-	-	-	-	-	-	-

TABLE 2
UNITED STATES DISTRICT COURTS
TYPE AND LENGTH OF SENTENCES FOR CONVICTED DEFENDANTS BY OFFENSE
TWELVE MONTH PERIOD ENDED JUNE 30, 1980

TERMS OF PROBATION					PROBATION W/O SUPERVISION SUSPENDED SENTENCE	FINE ONLY				DISTRICT AND OFFENSE
TOTAL	12 MOS. AND UNDER	13-24 MOS.	25-48 MOS.	49 MOS. AND OVER		TOTAL	LESS THAN $1,000	$1,000-9,999	$10,000 AND OVER	
34	14	12	8	-	1	15	8	5	2	WISCONSIN WESTERN TOTAL
-	-	-	-	-	-	-	-	-	-	HOMICIDE
-	-	-	-	-	-	-	-	-	-	ROBBERY
-	-	-	-	-	1	-	-	-	-	ASSAULT
-	-	-	-	-	-	-	-	-	-	BURGLARY
7	1	1	5	-	-	-	-	-	-	LARCENY AND THEFT
5	-	4	1	-	-	-	-	-	-	EMBEZZLEMENT
14	9	3	2	-	-	5	1	4	-	FRAUD
-	-	-	-	-	-	-	-	-	-	AUTO THEFT
1	-	1	-	-	-	-	-	-	-	FORGERY, COUNTERFEIT.
-	-	-	-	-	-	-	-	-	-	SEX OFFENSES
-	-	-	-	-	-	-	-	-	-	MARIHUANA
-	-	-	-	-	-	-	-	-	-	NARCOTICS
4	1	3	-	-	-	-	-	-	-	WEAPONS AND FIREARMS
-	-	-	-	-	-	-	-	-	-	ESCAPE
-	-	-	-	-	-	1	1	-	-	OTHER GENERAL OFFENSES
-	-	-	-	-	-	-	-	-	-	IMMIGRATION LAWS
-	-	-	-	-	-	-	-	-	-	LIQUOR, INTERNAL REV.
-	-	-	-	-	-	-	-	-	-	SELECTIVE SERVICE ACT
3	3	-	-	-	-	9	6	1	2	OTHER SPECIAL OFFENSES (FEDERAL STATUTES)
57	7	14	35	1	2	4	2	1	1	ARKANSAS EASTERN TOTAL
-	-	-	-	-	-	-	-	-	-	HOMICIDE
1	-	-	-	1	-	-	-	-	-	ROBBERY
-	-	-	-	-	-	-	-	-	-	ASSAULT
-	-	-	-	-	-	-	-	-	-	BURGLARY
13	1	6	6	-	-	-	-	-	-	LARCENY AND THEFT
6	-	1	5	-	-	-	-	-	-	EMBEZZLEMENT
10	-	3	7	-	-	4	2	1	1	FRAUD
-	-	-	-	-	-	-	-	-	-	AUTO THEFT
8	1	-	7	-	-	-	-	-	-	FORGERY, COUNTERFEIT.
-	-	-	-	-	-	-	-	-	-	SEX OFFENSES
4	-	1	3	-	-	-	-	-	-	MARIHUANA
5	1	1	3	-	-	-	-	-	-	NARCOTICS
-	-	-	-	-	-	-	-	-	-	WEAPONS AND FIREARMS
1	1	-	-	-	-	-	-	-	-	ESCAPE
1	-	-	1	-	-	-	-	-	-	OTHER GENERAL OFFENSES
-	-	-	-	-	-	-	-	-	-	IMMIGRATION LAWS
-	-	-	-	-	-	-	-	-	-	LIQUOR, INTERNAL REV.
-	-	-	-	-	-	-	-	-	-	SELECTIVE SERVICE ACT
8	3	2	3	-	2	-	-	-	-	OTHER SPECIAL OFFENSES (FEDERAL STATUTES)
41	10	13	14	4	-	7	5	2	-	ARKANSAS WESTERN TOTAL
-	-	-	-	-	-	-	-	-	-	HOMICIDE
-	-	-	-	-	-	-	-	-	-	ROBBERY
-	-	-	-	-	-	1	1	-	-	ASSAULT
-	-	-	-	-	-	-	-	-	-	BURGLARY
14	1	8	5	-	-	-	-	-	-	LARCENY AND THEFT
5	2	1	1	1	-	-	-	-	-	EMBEZZLEMENT
14	7	3	2	2	-	1	-	1	-	FRAUD
1	-	-	1	-	-	-	-	-	-	AUTO THEFT
6	-	1	5	-	-	-	-	-	-	FORGERY, COUNTERFEIT.
-	-	-	-	-	-	-	-	-	-	SEX OFFENSES
-	-	-	-	-	-	2	2	-	-	MARIHUANA
-	-	-	-	-	-	-	-	-	-	NARCOTICS
-	-	-	-	-	-	1	1	-	-	WEAPONS AND FIREARMS
-	-	-	-	-	-	-	-	-	-	ESCAPE
-	-	-	-	-	-	-	-	-	-	OTHER GENERAL OFFENSES
-	-	-	-	-	-	-	-	-	-	IMMIGRATION LAWS
-	-	-	-	-	-	-	-	-	-	LIQUOR, INTERNAL REV.
-	-	-	-	-	-	-	-	-	-	SELECTIVE SERVICE ACT
1	-	-	-	1	-	2	1	1	-	OTHER SPECIAL OFFENSES (FEDERAL STATUTES)

TABLE 2
UNITED STATES DISTRICT COURTS
TYPE AND LENGTH OF SENTENCES FOR CONVICTED DEFENDANTS BY OFFENSE
TWELVE MONTH PERIOD ENDED JUNE 30, 1980

DISTRICT AND OFFENSE	TOTAL	TERMS OF IMPRISONMENT						PROBATION TERMS OF SPLIT SENTENCES				
		TOTAL	12 MOS. AND UNDER	13-24 MOS.	25-36 MOS.	37-60 MOS.	61 MOS. AND OVER	TOTAL	12 MOS. AND UNDER	13-24 MOS.	25-48 MOS.	49 MOS. AND OVER
IOWA NORTHERN TOTAL	48	18	2	2	3	9	2	3	-	3	-	-
HOMICIDE	-	-	-	-	-	-	-	-	-	-	-	-
ROBBERY	2	2	-	-	-	2	-	-	-	-	-	-
ASSAULT	-	-	-	-	-	-	-	-	-	-	-	-
BURGLARY	-	-	-	-	-	-	-	-	-	-	-	-
LARCENY AND THEFT	2	-	-	-	-	-	-	-	-	-	-	-
EMBEZZLEMENT	4	1	-	-	1	-	-	-	-	-	-	-
FRAUD	19	3	1	-	-	1	1	3	-	3	-	-
AUTO THEFT	3	2	-	1	1	-	-	-	-	-	-	-
FORGERY, COUNTERFEIT.	3	-	-	-	-	-	-	-	-	-	-	-
SEX OFFENSES	-	-	-	-	-	-	-	-	-	-	-	-
MARIHUANA	-	-	-	-	-	-	-	-	-	-	-	-
NARCOTICS	7	6	-	-	1	4	1	-	-	-	-	-
WEAPONS AND FIREARMS	3	-	-	-	-	-	-	-	-	-	-	-
ESCAPE	-	-	-	-	-	-	-	-	-	-	-	-
OTHER GENERAL OFFENSES	3	2	-	1	-	1	-	-	-	-	-	-
IMMIGRATION LAWS	2	2	1	-	-	1	-	-	-	-	-	-
LIQUOR, INTERNAL REV.	-	-	-	-	-	-	-	-	-	-	-	-
SELECTIVE SERVICE ACT	-	-	-	-	-	-	-	-	-	-	-	-
OTHER SPECIAL OFFENSES (FEDERAL STATUTES)	10	-	-	-	-	-	-	-	-	-	-	-
IOWA SOUTHERN TOTAL	87	26	10	5	5	4	2	12	3	3	6	-
HOMICIDE	-	-	-	-	-	-	-	-	-	-	-	-
ROBBERY	1	1	-	-	-	-	1	-	-	-	-	-
ASSAULT	-	-	-	-	-	-	-	-	-	-	-	-
BURGLARY	-	-	-	-	-	-	-	-	-	-	-	-
LARCENY AND THEFT	15	5	2	-	2	-	1	2	-	-	2	-
EMBEZZLEMENT	3	-	-	-	-	-	-	1	1	-	-	-
FRAUD	25	5	3	1	1	-	-	8	2	3	3	-
AUTO THEFT	1	1	-	-	-	1	-	-	-	-	-	-
FORGERY, COUNTERFEIT.	3	1	-	1	-	-	-	1	-	-	1	-
SEX OFFENSES	-	-	-	-	-	-	-	-	-	-	-	-
MARIHUANA	-	-	-	-	-	-	-	-	-	-	-	-
NARCOTICS	7	5	1	2	-	2	-	-	-	-	-	-
WEAPONS AND FIREARMS	3	2	-	1	1	-	-	-	-	-	-	-
ESCAPE	3	2	2	-	-	-	-	-	-	-	-	-
OTHER GENERAL OFFENSES	1	1	-	-	-	1	-	-	-	-	-	-
IMMIGRATION LAWS	5	1	1	-	-	-	-	-	-	-	-	-
LIQUOR, INTERNAL REV.	-	-	-	-	-	-	-	-	-	-	-	-
SELECTIVE SERVICE ACT	-	-	-	-	-	-	-	-	-	-	-	-
OTHER SPECIAL OFFENSES (FEDERAL STATUTES)	20	2	1	-	1	-	-	-	-	-	-	-
MINNESOTA TOTAL	211	130	26	17	21	23	43	25	2	18	5	-
HOMICIDE	-	-	-	-	-	-	-	-	-	-	-	-
ROBBERY	25	24	-	-	-	3	21	-	-	-	-	-
ASSAULT	7	7	1	-	-	1	5	-	-	-	-	-
BURGLARY	-	-	-	-	-	-	-	-	-	-	-	-
LARCENY AND THEFT	5	4	1	1	-	2	-	1	-	1	-	-
EMBEZZLEMENT	14	1	-	-	-	-	1	2	-	2	-	-
FRAUD	35	13	4	5	2	1	1	7	1	4	2	-
AUTO THEFT	1	1	-	1	-	-	-	-	-	-	-	-
FORGERY, COUNTERFEIT.	5	2	-	-	1	1	-	1	-	1	-	-
SEX OFFENSES	-	-	-	-	-	-	-	-	-	-	-	-
MARIHUANA	7	4	1	-	2	1	-	1	-	1	-	-
NARCOTICS	72	50	7	5	13	14	11	10	-	7	3	-
WEAPONS AND FIREARMS	14	11	3	5	2	-	1	2	-	2	-	-
ESCAPE	9	9	5	-	-	-	1	-	-	-	-	-
OTHER GENERAL OFFENSES	-	-	-	-	-	-	-	-	-	-	-	-
IMMIGRATION LAWS	1	-	-	-	-	-	-	-	-	-	-	-
LIQUOR, INTERNAL REV.	-	-	-	-	-	-	-	-	-	-	-	-
SELECTIVE SERVICE ACT	-	-	-	-	-	-	-	-	-	-	-	-
OTHER SPECIAL OFFENSES (FEDERAL STATUTES)	10	4	1	-	1	-	2	1	1	-	-	-

TABLE 2
UNITED STATES DISTRICT COURTS
TYPE AND LENGTH OF SENTENCES FOR CONVICTED DEFENDANTS BY OFFENSE
TWELVE MONTH PERIOD ENDED JUNE 30, 1980

TERMS OF PROBATION					PROBATION W/O SUPERVISION SUSPENDED SENTENCE	FINE ONLY				DISTRICT AND OFFENSE
TOTAL	12 MOS. AND UNDER	13-24 MOS.	25-48 MOS.	49 MOS. AND OVER		TOTAL	LESS THAN $1,000	$1,000-9,999	$10,000 AND OVER	
26	6	11	8	1	-	11	7	2	2	IOWA NORTHERN TOTAL
-	-	-	-	-	-	-	-	-	-	HOMICIDE
-	-	-	-	-	-	-	-	-	-	ROBBERY
-	-	-	-	-	-	-	-	-	-	ASSAULT
-	-	-	-	-	-	-	-	-	-	BURGLARY
2	-	1	1	-	-	-	-	-	-	LARCENY AND THEFT
3	-	2	1	-	-	-	-	-	-	EMBEZZLEMENT
9	6	2	1	-	-	4	1	1	2	FRAUD
1	-	-	1	-	-	-	-	-	-	AUTO THEFT
3	-	2	1	-	-	-	-	-	-	FORGERY, COUNTERFEIT.
-	-	-	-	-	-	-	-	-	-	SEX OFFENSES
-	-	-	-	-	-	-	-	-	-	MARIHUANA
1	-	-	-	1	-	-	-	-	-	NARCOTICS
3	-	3	-	-	-	-	-	-	-	WEAPONS AND FIREARMS
-	-	-	-	-	-	-	-	-	-	ESCAPE
1	-	-	1	-	-	-	-	-	-	OTHER GENERAL OFFENSES
-	-	-	-	-	-	-	-	-	-	IMMIGRATION LAWS
-	-	-	-	-	-	-	-	-	-	LIQUOR, INTERNAL REV.
-	-	-	-	-	-	-	-	-	-	SELECTIVE SERVICE ACT
3	-	1	2	-	-	7	6	1	-	OTHER SPECIAL OFFENSES (FEDERAL STATUTES)
30	5	18	6	-	5	14	11	2	1	IOWA SOUTHERN TOTAL
-	-	-	-	-	-	-	-	-	-	HOMICIDE
-	-	-	-	-	-	-	-	-	-	ROBBERY
-	-	-	-	-	-	-	-	-	-	ASSAULT
-	-	-	-	-	-	-	-	-	-	BURGLARY
8	-	5	3	-	-	-	-	-	-	LARCENY AND THEFT
2	-	2	-	-	-	-	-	-	-	EMBEZZLEMENT
2	-	2	-	-	3	7	6	-	1	FRAUD
-	-	-	-	-	-	-	-	-	-	AUTO THEFT
1	-	1	-	-	-	-	-	-	-	FORGERY, COUNTERFEIT.
-	-	-	-	-	-	-	-	-	-	SEX OFFENSES
-	-	-	-	-	-	-	-	-	-	MARIHUANA
2	1	1	-	-	-	-	-	-	-	NARCOTICS
1	-	1	-	-	-	-	-	-	-	WEAPONS AND FIREARMS
1	-	-	1	-	-	-	-	-	-	ESCAPE
-	-	-	-	-	-	-	-	-	-	OTHER GENERAL OFFENSES
2	-	1	1	-	2	-	-	-	-	IMMIGRATION LAWS
-	-	-	-	-	-	-	-	-	-	LIQUOR, INTERNAL REV.
-	-	-	-	-	-	-	-	-	-	SELECTIVE SERVICE ACT
11	5	5	1	-	-	7	5	2	-	OTHER SPECIAL OFFENSES (FEDERAL STATUTES)
54	11	23	16	4	-	2	-	1	1	MINNESOTA TOTAL
-	-	-	-	-	-	-	-	-	-	HOMICIDE
1	1	-	-	-	-	-	-	-	-	ROBBERY
-	-	-	-	-	-	-	-	-	-	ASSAULT
-	-	-	-	-	-	-	-	-	-	BURGLARY
1	-	1	-	-	-	-	-	-	-	LARCENY AND THEFT
11	2	6	3	-	-	-	-	-	-	EMBEZZLEMENT
16	1	6	9	-	-	-	-	-	-	FRAUD
-	-	-	-	-	-	-	-	-	-	AUTO THEFT
2	-	-	1	1	-	-	-	-	-	FORGERY, COUNTERFEIT.
-	-	-	-	-	-	-	-	-	-	SEX OFFENSES
2	1	-	-	1	-	-	-	-	-	MARIHUANA
12	5	6	1	-	-	-	-	-	-	NARCOTICS
5	1	2	1	1	-	-	-	-	-	WEAPONS AND FIREARMS
-	-	-	-	-	-	-	-	-	-	ESCAPE
-	-	-	-	-	-	-	-	-	-	OTHER GENERAL OFFENSES
1	-	-	-	1	-	-	-	-	-	IMMIGRATION LAWS
-	-	-	-	-	-	-	-	-	-	LIQUOR, INTERNAL REV.
-	-	-	-	-	-	-	-	-	-	SELECTIVE SERVICE ACT
3	-	2	1	-	-	2	-	1	1	OTHER SPECIAL OFFENSES (FEDERAL STATUTES)

TABLE 2
UNITED STATES DISTRICT COURTS
TYPE AND LENGTH OF SENTENCES FOR CONVICTED DEFENDANTS BY OFFENSE
TWELVE MONTH PERIOD ENDED JUNE 30, 1980

DISTRICT AND OFFENSE	TOTAL	TERMS OF IMPRISONMENT						PROBATION TERMS OF SPLIT SENTENCES				
		TOTAL	12 MOS. AND UNDER	13-24 MOS.	25-36 MOS.	37-60 MOS.	61 MOS. AND OVER	TOTAL	12 MOS. AND UNDER	13-24 MOS.	25-48 MOS.	49 MOS. AND OVER
MISSOURI EASTERN TOTAL	193	119	8	12	21	35	43	17	-	6	10	1
HOMICIDE	-	-	-	-	-	-	-	-	-	-	-	-
ROBBERY	3	3	-	-	-	-	3	-	-	-	-	-
ASSAULT	-	-	-	-	-	-	-	-	-	-	-	-
BURGLARY	-	-	-	-	-	-	-	-	-	-	-	-
LARCENY AND THEFT	30	16	1	4	2	6	3	5	-	-	5	-
EMBEZZLEMENT	15	4	-	2	1	-	1	-	-	-	-	-
FRAUD	41	10	2	-	3	2	3	12	-	6	5	1
AUTO THEFT	2	1	-	1	-	-	-	-	-	-	-	-
FORGERY, COUNTERFEIT.	14	13	-	1	4	6	2	-	-	-	-	-
SEX OFFENSES	-	-	-	-	-	-	-	-	-	-	-	-
MARIHUANA	5	3	-	1	-	2	-	-	-	-	-	-
NARCOTICS	59	50	1	-	7	16	26	-	-	-	-	-
WEAPONS AND FIREARMS	9	8	-	3	-	1	4	-	-	-	-	-
ESCAPE	1	1	1	-	-	-	-	-	-	-	-	-
OTHER GENERAL OFFENSES	3	2	-	-	-	1	1	-	-	-	-	-
IMMIGRATION LAWS	2	-	-	-	-	-	-	-	-	-	-	-
LIQUOR, INTERNAL REV.	-	-	-	-	-	-	-	-	-	-	-	-
SELECTIVE SERVICE ACT	-	-	-	-	-	-	-	-	-	-	-	-
OTHER SPECIAL OFFENSES (FEDERAL STATUTES)	9	8	3	-	4	1	-	-	-	-	-	-
MISSOURI WESTERN TOTAL	490	125	16	22	29	26	32	33	7	8	16	2
HOMICIDE	4	4	-	-	-	-	4	-	-	-	-	-
ROBBERY	17	16	-	-	-	1	15	-	-	-	-	-
ASSAULT	9	2	-	1	-	-	1	2	-	-	2	-
BURGLARY	-	-	-	-	-	-	-	-	-	-	-	-
LARCENY AND THEFT	38	10	1	2	1	3	3	2	-	-	2	-
EMBEZZLEMENT	19	3	1	-	2	-	-	4	-	2	1	1
FRAUD	53	20	5	2	7	6	-	14	6	4	4	-
AUTO THEFT	4	4	-	1	1	-	2	-	-	-	-	-
FORGERY, COUNTERFEIT.	18	11	1	2	5	3	-	1	-	-	-	1
SEX OFFENSES	-	-	-	-	-	-	-	-	-	-	-	-
MARIHUANA	4	3	-	1	-	2	-	-	-	-	-	-
NARCOTICS	38	26	2	4	10	5	5	6	1	2	3	-
WEAPONS AND FIREARMS	14	6	-	4	1	2	1	1	-	-	1	-
ESCAPE	12	11	6	4	-	1	-	-	-	-	-	-
OTHER GENERAL OFFENSES	241	3	-	-	1	2	-	1	-	-	1	-
IMMIGRATION LAWS	-	-	-	-	-	-	-	-	-	-	-	-
LIQUOR, INTERNAL REV.	-	-	-	-	-	-	-	-	-	-	-	-
SELECTIVE SERVICE ACT	-	-	-	-	-	-	-	-	-	-	-	-
OTHER SPECIAL OFFENSES (FEDERAL STATUTES)	14	4	-	1	1	1	1	2	-	-	2	-
NEBRASKA TOTAL	114	39	10	10	5	11	3	11	1	6	2	2
HOMICIDE	-	-	-	-	-	-	-	-	-	-	-	-
ROBBERY	2	2	-	-	-	-	2	-	-	-	-	-
ASSAULT	4	3	1	-	-	2	-	-	-	-	-	-
BURGLARY	-	-	-	-	-	-	-	-	-	-	-	-
LARCENY AND THEFT	24	6	1	2	1	2	-	3	-	1	2	-
EMBEZZLEMENT	4	-	-	-	-	-	-	-	-	-	-	-
FRAUD	22	3	-	-	2	1	-	6	1	5	-	-
AUTO THEFT	2	1	-	-	-	-	1	-	-	-	-	-
FORGERY, COUNTERFEIT.	10	4	-	2	1	1	-	-	-	-	-	-
SEX OFFENSES	1	1	-	-	-	1	-	-	-	-	-	-
MARIHUANA	7	5	2	1	1	1	-	-	-	-	-	-
NARCOTICS	6	2	-	-	-	2	-	1	-	-	-	1
WEAPONS AND FIREARMS	3	2	-	1	-	1	-	-	-	-	-	-
ESCAPE	-	-	-	-	-	-	-	-	-	-	-	-
OTHER GENERAL OFFENSES	1	-	-	-	-	-	-	-	-	-	-	-
IMMIGRATION LAWS	17	10	6	4	-	-	-	1	-	-	-	1
LIQUOR, INTERNAL REV.	-	-	-	-	-	-	-	-	-	-	-	-
SELECTIVE SERVICE ACT	-	-	-	-	-	-	-	-	-	-	-	-
OTHER SPECIAL OFFENSES (FEDERAL STATUTES)	11	-	-	-	-	-	-	-	-	-	-	-

TABLE 2
UNITED STATES DISTRICT COURTS
TYPE AND LENGTH OF SENTENCES FOR CONVICTED DEFENDANTS BY OFFENSE
TWELVE MONTH PERIOD ENDED JUNE 30, 1980

TERMS OF PROBATION					PROBATION W/O SUPERVISION SUSPENDED SENTENCE	FINE ONLY				DISTRICT AND OFFENSE
TOTAL	12 MOS. AND UNDER	13-24 MOS.	25-48 MOS.	49 MOS. AND OVER		TOTAL	LESS THAN $1,000	$1,000-9,999	$10,000 AND OVER	
55	1	1	27	26	-	2	-	1	1	MISSOURI EASTERN TOTAL
-	-	-	-	-	-	-	-	-	-	HOMICIDE
-	-	-	-	-	-	-	-	-	-	ROBBERY
-	-	-	-	-	-	-	-	-	-	ASSAULT
-	-	-	-	-	-	-	-	-	-	BURGLARY
9	1	-	4	4	-	-	-	-	-	LARCENY AND THEFT
11	-	1	7	3	-	-	-	-	-	EMBEZZLEMENT
17	-	-	11	6	-	2	-	1	1	FRAUD
1	-	-	-	1	-	-	-	-	-	AUTO THEFT
1	-	-	1	-	-	-	-	-	-	FORGERY, COUNTERFEIT.
-	-	-	-	-	-	-	-	-	-	SEX OFFENSES
2	-	-	-	2	-	-	-	-	-	MARIHUANA
9	-	-	2	7	-	-	-	-	-	NARCOTICS
1	-	-	1	-	-	-	-	-	-	WEAPONS AND FIREARMS
-	-	-	-	-	-	-	-	-	-	ESCAPE
1	-	-	1	-	-	-	-	-	-	OTHER GENERAL OFFENSES
2	-	-	-	2	-	-	-	-	-	IMMIGRATION LAWS
-	-	-	-	-	-	-	-	-	-	LIQUOR, INTERNAL REV.
-	-	-	-	-	-	-	-	-	-	SELECTIVE SERVICE ACT
1	-	-	-	1	-	-	-	-	-	OTHER SPECIAL OFFENSES (FEDERAL STATUTES)
113	42	33	33	5	201	16	8	10	-	MISSOURI WESTERN TOTAL
-	-	-	-	-	-	-	-	-	-	HOMICIDE
1	-	-	-	1	-	-	-	-	-	ROBBERY
4	-	2	2	-	1	-	-	-	-	ASSAULT
-	-	-	-	-	-	-	-	-	-	BURGLARY
23	3	13	6	1	-	3	3	-	-	LARCENY AND THEFT
12	-	4	8	-	-	-	-	-	-	EMBEZZLEMENT
16	3	6	6	1	1	7	-	7	-	FRAUD
-	-	-	-	-	-	-	-	-	-	AUTO THEFT
6	-	2	4	-	-	-	-	-	-	FORGERY, COUNTERFEIT.
-	-	-	-	-	-	-	-	-	-	SEX OFFENSES
1	-	-	1	-	-	-	-	-	-	MARIHUANA
6	1	2	3	-	-	-	-	-	-	NARCOTICS
5	-	3	2	-	-	-	-	-	-	WEAPONS AND FIREARMS
1	-	-	1	-	-	-	-	-	-	ESCAPE
35	33	1	-	1	199	3	-	3	-	OTHER GENERAL OFFENSES
-	-	-	-	-	-	-	-	-	-	IMMIGRATION LAWS
-	-	-	-	-	-	-	-	-	-	LIQUOR, INTERNAL REV.
-	-	-	-	-	-	-	-	-	-	SELECTIVE SERVICE ACT
3	2	-	-	1	-	5	5	-	-	OTHER SPECIAL OFFENSES (FEDERAL STATUTES)
52	12	19	18	3	-	12	11	1	-	NEBRASKA TOTAL
-	-	-	-	-	-	-	-	-	-	HOMICIDE
-	-	-	-	-	-	-	-	-	-	ROBBERY
1	1	-	-	-	-	-	-	-	-	ASSAULT
-	-	-	-	-	-	-	-	-	-	BURGLARY
15	3	8	2	2	-	-	-	-	-	LARCENY AND THEFT
4	2	1	1	-	-	-	-	-	-	EMBEZZLEMENT
12	1	3	7	1	-	1	1	-	-	FRAUD
1	-	-	1	-	-	-	-	-	-	AUTO THEFT
6	-	4	2	-	-	-	-	-	-	FORGERY, COUNTERFEIT.
-	-	-	-	-	-	-	-	-	-	SEX OFFENSES
2	-	-	2	-	-	-	-	-	-	MARIHUANA
3	1	-	2	-	-	-	-	-	-	NARCOTICS
1	1	-	-	-	-	-	-	-	-	WEAPONS AND FIREARMS
-	-	-	-	-	-	-	-	-	-	ESCAPE
1	-	-	1	-	-	-	-	-	-	OTHER GENERAL OFFENSES
3	1	2	-	-	-	3	2	1	-	IMMIGRATION LAWS
-	-	-	-	-	-	-	-	-	-	LIQUOR, INTERNAL REV.
-	-	-	-	-	-	-	-	-	-	SELECTIVE SERVICE ACT
3	2	1	-	-	-	6	8	-	-	OTHER SPECIAL OFFENSES (FEDERAL STATUTES)

TABLE 2
UNITED STATES DISTRICT COURTS
TYPE AND LENGTH OF SENTENCES FOR CONVICTED DEFENDANTS BY OFFENSE
TWELVE MONTH PERIOD ENDED JUNE 30, 1980

DISTRICT AND OFFENSE	TOTAL	TERMS OF IMPRISONMENT						PROBATION TERMS OF SPLIT SENTENCES				
		TOTAL	12 MOS. AND UNDER	13-24 MOS.	25-36 MOS.	37-60 MOS.	61 MOS. AND OVER	TOTAL	12 MOS. AND UNDER	13-24 MOS.	25-48 MOS.	49 MOS. AND OVER
NORTH DAKOTA TOTAL	83	35	5	10	6	8	6	14	1	10	3	-
HOMICIDE	3	2	-	-	-	-	2	1	-	1	-	-
ROBBERY	4	2	-	-	-	2	-	-	-	-	-	-
ASSAULT	6	3	-	2	-	-	1	3	-	2	1	-
BURGLARY	8	4	-	2	1	1	-	1	-	1	-	-
LARCENY AND THEFT	5	1	-	-	-	1	-	1	-	1	-	-
EMBEZZLEMENT	3	-	-	-	-	-	-	1	-	-	1	-
FRAUD	11	5	3	-	1	-	1	1	1	-	-	-
AUTO THEFT	-	-	-	-	-	-	-	-	-	-	-	-
FORGERY, COUNTERFEIT.	13	3	-	2	-	1	-	1	-	1	-	-
SEX OFFENSES	6	4	-	2	2	-	-	-	-	-	-	-
MARIHUANA	1	-	-	-	-	-	-	1	-	1	-	-
NARCOTICS	7	2	-	-	-	1	1	2	-	1	1	-
WEAPONS AND FIREARMS	9	5	1	2	-	1	1	2	-	2	-	-
ESCAPE	1	1	1	-	-	-	-	-	-	-	-	-
OTHER GENERAL OFFENSES	4	2	-	-	1	1	-	-	-	-	-	-
IMMIGRATION LAWS	-	-	-	-	-	-	-	-	-	-	-	-
LIQUOR, INTERNAL REV.	-	-	-	-	-	-	-	-	-	-	-	-
SELECTIVE SERVICE ACT	-	-	-	-	-	-	-	-	-	-	-	-
OTHER SPECIAL OFFENSES (FEDERAL STATUTES)	3	1	-	-	1	-	-	-	-	-	-	-
SOUTH DAKOTA TOTAL	172	61	8	15	16	14	8	10	1	4	4	1
HOMICIDE	11	9	1	-	3	2	3	-	-	-	-	-
ROBBERY	5	3	-	-	-	1	2	-	-	-	-	-
ASSAULT	49	26	5	9	6	6	-	4	1	-	3	-
BURGLARY	6	2	1	-	-	1	-	-	-	-	-	-
LARCENY AND THEFT	36	8	-	2	3	1	2	2	-	2	-	-
EMBEZZLEMENT	4	-	-	-	-	-	-	1	-	-	-	1
FRAUD	20	3	-	3	-	-	-	-	-	-	-	-
AUTO THEFT	-	-	-	-	-	-	-	-	-	-	-	-
FORGERY, COUNTERFEIT.	9	2	-	-	2	-	-	2	-	2	-	-
SEX OFFENSES	6	3	1	-	1	-	1	-	-	-	-	-
MARIHUANA	-	-	-	-	-	-	-	-	-	-	-	-
NARCOTICS	-	-	-	-	-	-	-	-	-	-	-	-
WEAPONS AND FIREARMS	1	-	-	-	-	-	-	1	-	-	1	-
ESCAPE	2	2	-	1	1	-	-	-	-	-	-	-
OTHER GENERAL OFFENSES	9	2	-	-	-	2	-	-	-	-	-	-
IMMIGRATION LAWS	-	-	-	-	-	-	-	-	-	-	-	-
LIQUOR, INTERNAL REV.	-	-	-	-	-	-	-	-	-	-	-	-
SELECTIVE SERVICE ACT	-	-	-	-	-	-	-	-	-	-	-	-
OTHER SPECIAL OFFENSES (FEDERAL STATUTES)	14	1	-	-	-	1	-	-	-	-	-	-
ALASKA TOTAL	94	34	18	5	2	3	6	14	2	5	7	-
HOMICIDE	-	-	-	-	-	-	-	-	-	-	-	-
ROBBERY	11	7	-	-	-	1	6	1	-	-	1	-
ASSAULT	2	1	-	-	1	-	-	1	-	1	-	-
BURGLARY	-	-	-	-	-	-	-	-	-	-	-	-
LARCENY AND THEFT	11	2	2	-	-	-	-	1	1	-	-	-
EMBEZZLEMENT	9	2	2	-	-	-	-	-	-	-	-	-
FRAUD	23	8	5	3	-	-	-	4	-	1	3	-
AUTO THEFT	-	-	-	-	-	-	-	-	-	-	-	-
FORGERY, COUNTERFEIT.	1	-	-	-	-	-	-	-	-	-	-	-
SEX OFFENSES	2	1	1	-	-	-	-	-	-	-	-	-
MARIHUANA	1	-	-	-	-	-	-	1	-	1	-	-
NARCOTICS	22	10	5	2	1	2	-	6	1	2	3	-
WEAPONS AND FIREARMS	-	-	-	-	-	-	-	-	-	-	-	-
ESCAPE	-	-	-	-	-	-	-	-	-	-	-	-
OTHER GENERAL OFFENSES	4	1	1	-	-	-	-	-	-	-	-	-
IMMIGRATION LAWS	3	1	1	-	-	-	-	-	-	-	-	-
LIQUOR, INTERNAL REV.	-	-	-	-	-	-	-	-	-	-	-	-
SELECTIVE SERVICE ACT	-	-	-	-	-	-	-	-	-	-	-	-
OTHER SPECIAL OFFENSES (FEDERAL STATUTES)	5	1	1	-	-	-	-	-	-	-	-	-

TABLE 2
UNITED STATES DISTRICT COURTS
TYPE AND LENGTH OF SENTENCES FOR CONVICTED DEFENDANTS BY OFFENSE
TWELVE MONTH PERIOD ENDED JUNE 30, 1980

TERMS OF PROBATION					PROBATION W/O SUPERVISION SUSPENDED SENTENCE	FINE ONLY				DISTRICT AND OFFENSE
TOTAL	12 MOS. AND UNDER	13-24 MOS.	25-48 MOS.	49 MOS. AND OVER		TOTAL	LESS THAN $1,000	$1,000-9,999	$10,000 AND OVER	
32	5	19	8	-	-	2	2	-	-	NORTH DAKOTA TOTAL
-	-	-	-	-	-	-	-	-	-	HOMICIDE
2	-	2	-	-	-	-	-	-	-	ROBBERY
-	-	-	-	-	-	-	-	-	-	ASSAULT
3	-	2	1	-	-	-	-	-	-	BURGLARY
3	-	2	1	-	-	-	-	-	-	LARCENY AND THEFT
2	1	-	1	-	-	-	-	-	-	EMBEZZLEMENT
5	-	3	2	-	-	-	-	-	-	FRAUD
-	-	-	-	-	-	-	-	-	-	AUTO THEFT
9	2	6	1	-	-	-	-	-	-	FORGERY, COUNTERFEIT,
1	-	1	-	-	-	-	-	-	-	SEX OFFENSES
-	-	-	-	-	-	-	-	-	-	MARIHUANA
3	-	1	2	-	-	-	-	-	-	NARCOTICS
2	1	1	-	-	-	-	-	-	-	WEAPONS AND FIREARMS
-	-	-	-	-	-	-	-	-	-	ESCAPE
1	-	1	-	-	-	-	-	-	-	OTHER GENERAL OFFENSES
-	-	-	-	-	-	1	1	-	-	IMMIGRATION LAWS
-	-	-	-	-	-	-	-	-	-	LIQUOR, INTERNAL REV.
-	-	-	-	-	-	-	-	-	-	SELECTIVE SERVICE ACT
1	1	-	-	-	-	1	1	-	-	OTHER SPECIAL OFFENSES (FEDERAL STATUTES)
84	12	24	36	12	-	17	16	1	-	SOUTH DAKOTA TOTAL
2	-	-	1	1	-	-	-	-	-	HOMICIDE
2	-	-	2	-	-	-	-	-	-	ROBBERY
18	1	5	11	1	-	1	1	-	-	ASSAULT
4	-	2	2	-	-	-	-	-	-	BURGLARY
25	2	5	13	4	-	1	1	-	-	LARCENY AND THEFT
3	-	2	-	1	-	-	-	-	-	EMBEZZLEMENT
16	6	3	4	3	-	1	1	-	-	FRAUD
-	-	-	-	-	-	-	-	-	-	AUTO THEFT
5	1	4	1	-	-	-	-	-	-	FORGERY, COUNTERFEIT,
3	-	-	1	2	-	-	-	-	-	SEX OFFENSES
-	-	-	-	-	-	-	-	-	-	MARIHUANA
-	-	-	-	-	-	-	-	-	-	NARCOTICS
-	-	-	-	-	-	-	-	-	-	WEAPONS AND FIREARMS
-	-	-	-	-	-	-	-	-	-	ESCAPE
2	1	-	1	-	-	5	5	-	-	OTHER GENERAL OFFENSES
-	-	-	-	-	-	-	-	-	-	IMMIGRATION LAWS
-	-	-	-	-	-	-	-	-	-	LIQUOR, INTERNAL REV.
-	-	-	-	-	-	-	-	-	-	SELECTIVE SERVICE ACT
4	2	2	-	-	-	9	8	1	-	OTHER SPECIAL OFFENSES (FEDERAL STATUTES)
31	10	6	13	2	2	13	10	3	-	ALASKA TOTAL
-	-	-	-	-	-	-	-	-	-	HOMICIDE
3	-	1	1	1	-	-	-	-	-	ROBBERY
-	-	-	-	-	-	-	-	-	-	ASSAULT
-	-	-	-	-	-	-	-	-	-	BURGLARY
3	2	-	1	-	-	-	-	-	-	LARCENY AND THEFT
7	-	4	3	-	-	5	5	-	-	EMBEZZLEMENT
6	2	1	3	-	-	-	-	-	-	FRAUD
-	-	-	-	-	-	5	3	2	-	AUTO THEFT
1	1	-	-	-	-	-	-	-	-	FORGERY, COUNTERFEIT,
1	1	-	-	-	-	-	-	-	-	SEX OFFENSES
-	-	-	-	-	-	-	-	-	-	MARIHUANA
6	1	-	5	-	-	-	-	-	-	NARCOTICS
-	-	-	-	-	-	-	-	-	-	WEAPONS AND FIREARMS
-	-	-	-	-	-	-	-	-	-	ESCAPE
1	1	-	-	-	-	-	-	-	-	OTHER GENERAL OFFENSES
-	-	-	-	-	-	2	2	-	-	IMMIGRATION LAWS
-	-	-	-	-	2	-	-	-	-	LIQUOR, INTERNAL REV.
-	-	-	-	-	-	-	-	-	-	SELECTIVE SERVICE ACT
3	2	-	-	1	-	1	-	1	-	OTHER SPECIAL OFFENSES (FEDERAL STATUTES)

TABLE 2
UNITED STATES DISTRICT COURTS
TYPE AND LENGTH OF SENTENCES FOR CONVICTED DEFENDANTS BY OFFENSE
TWELVE MONTH PERIOD ENDED JUNE 30, 1980

DISTRICT AND OFFENSE	TOTAL	TERMS OF IMPRISONMENT						PROBATION TERMS OF SPLIT SENTENCES				
		TOTAL	12 MOS. AND UNDER	13-24 MOS.	25-36 MOS.	37-60 MOS.	61 MOS. AND OVER	TOTAL	12 MOS. AND UNDER	13-24 MOS.	25-48 MOS.	49 MOS. AND OVER
ARIZONA TOTAL	515	309	88	84	42	64	31	60	4	14	32	10
HOMICIDE	17	11	-	4	3	2	2	2	-	-	1	1
ROBBERY	12	9	-	1	1	3	4	-	-	-	-	-
ASSAULT	27	16	2	4	4	5	1	3	-	-	3	-
BURGLARY	4	1	1	-	-	-	-	-	-	-	-	-
LARCENY AND THEFT	24	11	-	4	3	2	2	-	-	-	-	-
EMBEZZLEMENT	16	3	1	-	1	1	-	2	-	-	2	-
FRAUD	45	21	3	4	5	8	1	5	1	2	-	2
AUTO THEFT	9	4	-	-	-	4	-	2	-	-	-	2
FORGERY, COUNTERFEIT,	10	6	-	3	1	-	2	-	-	-	-	-
SEX OFFENSES	3	3	-	-	-	1	2	-	-	-	-	-
MARIHUANA	41	19	4	4	7	3	1	9	-	2	6	1
NARCOTICS	68	51	6	9	7	16	11	6	-	-	5	-
WEAPONS AND FIREARMS	12	10	-	4	2	2	2	-	-	-	-	-
ESCAPE	40	32	18	9	3	2	-	4	1	-	1	2
OTHER GENERAL OFFENSES	23	5	1	1	1	1	1	1	-	1	-	-
IMMIGRATION LAWS	141	98	50	31	4	11	2	22	1	8	11	2
LIQUOR, INTERNAL REV.	-	-	-	-	-	-	-	-	-	-	-	-
SELECTIVE SERVICE ACT	-	-	-	-	-	-	-	-	-	-	-	-
OTHER SPECIAL OFFENSES (FEDERAL STATUTES)	23	9	2	6	-	1	-	6	1	1	3	-
CALIFORNIA NORTHERN TOTAL	409	186	34	39	27	27	59	69	3	7	36	23
HOMICIDE	2	1	-	-	-	-	1	-	-	-	-	-
ROBBERY	38	36	-	-	1	5	30	-	-	-	-	-
ASSAULT	-	-	-	-	-	-	-	-	-	-	-	-
BURGLARY	2	1	-	-	1	-	-	-	-	-	-	-
LARCENY AND THEFT	19	6	5	1	-	-	-	2	-	-	2	-
EMBEZZLEMENT	32	5	3	1	-	1	-	8	-	1	4	3
FRAUD	86	22	7	5	5	1	4	19	2	1	9	7
AUTO THEFT	2	1	1	-	-	-	-	-	-	-	-	-
FORGERY, COUNTERFEIT,	38	15	1	5	3	5	1	8	-	-	5	3
SEX OFFENSES	-	-	-	-	-	-	-	-	-	-	-	-
MARIHUANA	29	13	3	7	2	-	1	7	-	-	6	1
NARCOTICS	78	46	6	14	12	5	9	15	-	1	8	6
WEAPONS AND FIREARMS	13	12	2	2	2	4	2	-	-	-	-	-
ESCAPE	8	8	1	2	1	3	1	-	-	-	-	-
OTHER GENERAL OFFENSES	19	15	1	2	-	3	9	-	-	-	-	-
IMMIGRATION LAWS	15	4	4	-	-	-	-	7	-	4	1	2
LIQUOR, INTERNAL REV.	-	-	-	-	-	-	-	-	-	-	-	-
SELECTIVE SERVICE ACT	-	-	-	-	-	-	-	-	-	-	-	-
OTHER SPECIAL OFFENSES (FEDERAL STATUTES)	28	1	-	-	-	-	1	3	1	-	1	1
CALIFORNIA EASTERN TOTAL	370	137	33	19	10	39	36	48	4	8	16	20
HOMICIDE	1	-	-	-	-	-	-	-	-	-	-	-
ROBBERY	34	32	-	-	-	10	22	-	-	-	-	-
ASSAULT	6	1	1	-	-	-	-	-	-	-	-	-
BURGLARY	1	1	1	-	-	-	-	-	-	-	-	-
LARCENY AND THEFT	56	7	1	2	1	3	-	2	-	1	1	-
EMBEZZLEMENT	18	1	1	-	-	-	-	2	1	-	-	1
FRAUD	42	9	2	4	2	1	-	7	-	-	4	3
AUTO THEFT	2	1	-	-	1	-	-	-	-	-	-	-
FORGERY, COUNTERFEIT,	35	9	2	3	1	3	-	8	1	1	3	3
SEX OFFENSES	1	1	-	-	-	-	1	-	-	-	-	-
MARIHUANA	9	1	-	-	1	-	-	2	1	1	-	-
NARCOTICS	53	35	2	2	4	17	10	8	-	1	3	4
WEAPONS AND FIREARMS	5	2	-	2	-	-	-	-	-	-	-	-
ESCAPE	7	5	4	-	-	1	-	-	-	-	-	-
OTHER GENERAL OFFENSES	11	1	-	-	-	1	-	1	-	-	1	-
IMMIGRATION LAWS	72	27	18	6	-	3	-	17	1	4	4	8
LIQUOR, INTERNAL REV.	-	-	-	-	-	-	-	-	-	-	-	-
SELECTIVE SERVICE ACT	-	-	-	-	-	-	-	-	-	-	-	-
OTHER SPECIAL OFFENSES (FEDERAL STATUTES)	16	4	1	-	-	-	3	1	-	-	-	1

TABLE 2
UNITED STATES DISTRICT COURTS
TYPE AND LENGTH OF SENTENCES FOR CONVICTED DEFENDANTS BY OFFENSE
TWELVE MONTH PERIOD ENDED JUNE 30, 1980

TERMS OF PROBATION					PROBATION W/O SUPERVISION SUSPENDED SENTENCE	FINE ONLY				DISTRICT AND OFFENSE
TOTAL	12 MOS. AND UNDER	13-24 MOS.	25-48 MOS.	49 MOS. AND OVER		TOTAL	LESS THAN $1,000	$1,000-9,999	$10,000 AND OVER	
124	5	17	50	52	4	18	16	2	-	ARIZONA TOTAL
4	-	-	3	1	-	-	-	-	-	HOMICIDE
3	-	-	-	3	-	-	-	-	-	ROBBERY
8	-	-	7	1	-	-	-	-	-	ASSAULT
3	-	-	2	1	-	-	-	-	-	BURGLARY
13	-	2	7	4	-	-	-	-	-	LARCENY AND THEFT
11	-	1	2	8	-	-	-	-	-	EMBEZZLEMENT
18	1	1	6	10	1	-	-	-	-	FRAUD
2	-	-	-	2	1	-	-	-	-	AUTO THEFT
4	-	-	4	-	-	-	-	-	-	FORGERY, COUNTERFEIT,
-	-	-	-	-	-	-	-	-	-	SEX OFFENSES
13	1	2	3	7	-	-	-	-	-	MARIHUANA
11	1	2	2	6	1	-	-	-	-	NARCOTICS
2	-	-	-	2	-	-	-	-	-	WEAPONS AND FIREARMS
4	1	-	1	2	-	-	-	-	-	ESCAPE
2	-	1	-	1	-	15	15	-	-	OTHER GENERAL OFFENSES
20	1	5	10	4	1	-	-	-	-	IMMIGRATION LAWS
-	-	-	-	-	-	-	-	-	-	LIQUOR, INTERNAL REV.
-	-	-	-	-	-	-	-	-	-	SELECTIVE SERVICE ACT
6	-	3	3	-	-	3	1	2	-	OTHER SPECIAL OFFENSES (FEDERAL STATUTES)
143	23	27	52	41	-	11	4	5	2	CALIFORNIA NORTHERN TOTAL
1	-	-	1	-	-	-	-	-	-	HOMICIDE
2	-	-	-	2	-	-	-	-	-	ROBBERY
-	-	-	-	-	-	-	-	-	-	ASSAULT
1	-	1	-	-	-	-	-	-	-	BURGLARY
11	2	-	4	5	-	-	-	-	-	LARCENY AND THEFT
19	1	3	12	3	-	-	-	-	-	EMBEZZLEMENT
44	13	11	11	9	-	1	-	1	-	FRAUD
1	-	-	1	-	-	-	-	-	-	AUTO THEFT
15	3	1	5	5	-	-	-	-	-	FORGERY, COUNTERFEIT,
-	-	-	-	-	-	-	-	-	-	SEX OFFENSES
9	1	4	2	2	-	-	-	-	-	MARIHUANA
15	-	2	4	9	-	2	-	-	2	NARCOTICS
1	-	-	-	1	-	-	-	-	-	WEAPONS AND FIREARMS
-	-	-	-	-	-	-	-	-	-	ESCAPE
4	-	1	2	1	-	-	-	-	-	OTHER GENERAL OFFENSES
4	-	2	1	1	-	-	-	-	-	IMMIGRATION LAWS
-	-	-	-	-	-	-	-	-	-	LIQUOR, INTERNAL REV.
-	-	-	-	-	-	-	-	-	-	SELECTIVE SERVICE ACT
16	3	2	8	3	-	8	4	4	-	OTHER SPECIAL OFFENSES (FEDERAL STATUTES)
14E	26	26	24	59	2	35	34	3	1	CALIFORNIA EASTERN TOTAL
1	1	-	-	-	-	-	-	-	-	HOMICIDE
2	-	-	-	2	-	-	-	-	-	ROBBERY
5	3	-	2	-	-	-	-	-	-	ASSAULT
-	-	-	-	-	-	-	-	-	-	BURGLARY
19	3	3	7	6	-	26	28	-	-	LARCENY AND THEFT
15	3	1	1	10	-	-	-	-	-	EMBEZZLEMENT
22	5	6	4	7	-	4	1	2	1	FRAUD
1	-	1	-	-	-	-	-	-	-	AUTO THEFT
18	3	1	6	8	1	-	-	-	-	FORGERY, COUNTERFEIT,
-	-	-	-	-	-	-	-	-	-	SEX OFFENSES
6	1	2	-	3	-	-	-	-	-	MARIHUANA
10	1	2	-	7	-	-	-	-	-	NARCOTICS
3	-	-	1	2	-	-	-	-	-	WEAPONS AND FIREARMS
2	1	1	-	-	-	-	-	-	-	ESCAPE
7	-	1	-	6	-	2	2	-	-	OTHER GENERAL OFFENSES
27	1	7	2	17	-	1	-	1	-	IMMIGRATION LAWS
-	-	-	-	-	-	-	-	-	-	LIQUOR, INTERNAL REV.
-	-	-	-	-	-	-	-	-	-	SELECTIVE SERVICE ACT
7	4	1	1	1	1	3	3	-	-	OTHER SPECIAL OFFENSES (FEDERAL STATUTES)

TABLE 2
UNITED STATES DISTRICT COURTS
TYPE AND LENGTH OF SENTENCES FOR CONVICTED DEFENDANTS BY OFFENSE
TWELVE MONTH PERIOD ENDED JUNE 30, 1980

DISTRICT AND OFFENSE	TOTAL	TERMS OF IMPRISONMENT						PROBATION TERMS OF SPLIT SENTENCES				
		TOTAL	12 MOS. AND UNDER	13-24 MOS.	25-36 MOS.	37-60 MOS.	61 MOS. AND OVER	TOTAL	12 MOS. AND UNDER	13-24 MOS.	25-48 MOS.	49 MOS. AND OVER
CALIFORNIA CENTRAL TOTAL	1,171	453	118	62	48	86	139	228	2	21	91	114
HOMICIDE	3	3	-	1	-	-	2	-	-	-	-	-
ROBBERY	189	155	6	3	6	35	105	13	-	-	6	7
ASSAULT	4	1	-	-	-	1	-	3	-	-	-	3
BURGLARY	1	1	1	-	-	-	-	-	-	-	-	-
LARCENY AND THEFT	110	20	6	4	2	4	4	24	-	5	12	7
EMBEZZLEMENT	85	6	-	4	-	2	-	10	-	-	6	4
FRAUD	264	41	11	10	12	5	3	64	-	7	25	32
AUTO THEFT	5	3	1	-	2	-	-	-	-	-	-	-
FORGERY, COUNTERFEIT,	81	14	6	4	1	3	-	19	-	1	10	8
SEX OFFENSES	2	-	-	-	-	-	-	2	-	1	-	1
MARIHUANA	40	18	5	4	3	4	2	12	-	1	3	8
NARCOTICS	132	75	6	15	16	23	15	29	-	2	10	17
WEAPONS AND FIREARMS	31	13	4	4	-	3	2	6	-	1	2	3
ESCAPE	86	67	57	3	2	3	2	13	2	1	3	7
OTHER GENERAL OFFENSES	21	6	1	1	1	1	2	6	-	-	2	4
IMMIGRATION LAWS	60	23	10	8	3	2	-	18	-	2	8	8
LIQUOR, INTERNAL REV.	-	-	-	-	-	-	-	-	-	-	-	-
SELECTIVE SERVICE ACT	-	-	-	-	-	-	-	-	-	-	-	-
OTHER SPECIAL OFFENSES (FEDERAL STATUTES)	57	7	4	1	-	-	2	9	-	-	4	5
CALIFORNIA SOUTHERN TOTAL	884	382	161	94	36	66	25	183	-	2	127	54
HOMICIDE	-	-	-	-	-	-	-	-	-	-	-	-
ROBBERY	26	25	-	-	-	12	13	-	-	-	-	-
ASSAULT	14	9	5	2	1	1	-	2	-	-	2	-
BURGLARY	1	1	1	-	-	-	-	-	-	-	-	-
LARCENY AND THEFT	36	13	4	1	1	6	1	4	-	-	3	1
EMBEZZLEMENT	14	2	1	-	-	1	-	-	-	-	-	-
FRAUD	61	22	6	8	4	2	2	8	-	1	5	2
AUTO THEFT	-	-	-	-	-	-	-	-	-	-	-	-
FORGERY, COUNTERFEIT,	37	20	11	3	2	4	-	5	-	-	2	3
SEX OFFENSES	-	-	-	-	-	-	-	-	-	-	-	-
MARIHUANA	33	8	1	3	1	3	-	5	-	-	5	1
NARCOTICS	150	55	13	13	10	16	3	38	-	-	32	6
WEAPONS AND FIREARMS	11	5	1	1	-	2	1	6	-	-	1	1
ESCAPE	49	27	12	4	4	6	1	10	-	-	7	3
OTHER GENERAL OFFENSES	23	5	-	2	1	1	1	9	-	-	4	5
IMMIGRATION LAWS	370	167	85	55	12	12	3	94	-	-	65	29
LIQUOR, INTERNAL REV.	-	-	-	-	-	-	-	-	-	-	-	-
SELECTIVE SERVICE ACT	-	-	-	-	-	-	-	-	-	-	-	-
OTHER SPECIAL OFFENSES (FEDERAL STATUTES)	59	23	21	2	-	-	-	5	-	1	1	3
HAWAII TOTAL	699	20	3	4	3	6	4	12	-	-	1	11
HOMICIDE	-	-	-	-	-	-	-	-	-	-	-	-
ROBBERY	1	-	-	-	-	-	-	-	-	-	-	-
ASSAULT	13	-	-	-	-	-	-	1	-	-	-	1
BURGLARY	-	-	-	-	-	-	-	-	-	-	-	-
LARCENY AND THEFT	61	2	-	1	-	1	-	-	-	-	-	-
EMBEZZLEMENT	2	-	-	-	-	-	-	-	-	-	-	-
FRAUD	16	5	1	2	1	1	-	2	-	-	-	2
AUTO THEFT	-	-	-	-	-	-	-	-	-	-	-	-
FORGERY, COUNTERFEIT,	3	-	-	-	-	-	-	1	-	-	-	1
SEX OFFENSES	1	-	-	-	-	-	-	-	-	-	-	-
MARIHUANA	-	-	-	-	-	-	-	-	-	-	-	-
NARCOTICS	25	8	1	-	2	2	3	5	-	-	-	5
WEAPONS AND FIREARMS	3	1	1	-	-	-	-	-	-	-	-	-
ESCAPE	-	-	-	-	-	-	-	-	-	-	-	-
OTHER GENERAL OFFENSES	562	1	-	-	-	-	1	-	-	-	-	-
IMMIGRATION LAWS	-	-	-	-	-	-	-	-	-	-	-	-
LIQUOR, INTERNAL REV.	-	-	-	-	-	-	-	-	-	-	-	-
SELECTIVE SERVICE ACT	-	-	-	-	-	-	-	-	-	-	-	-
OTHER SPECIAL OFFENSES (FEDERAL STATUTES)	12	3	-	1	-	2	-	2	-	-	1	1

CONTINUED

2 OF 4

TABLE 2
UNITED STATES DISTRICT COURTS
TYPE AND LENGTH OF SENTENCES FOR CONVICTED DEFENDANTS BY OFFENSE
TWELVE MONTH PERIOD ENDED JUNE 30, 1980

TERMS OF PROBATION					PROBATION W/O SUPERVISION SUSPENDED SENTENCE	FINE ONLY				DISTRICT AND OFFENSE
TOTAL	12 MOS. AND UNDER	13-24 MOS.	25-48 MOS.	49 MOS. AND OVER		TOTAL	LESS THAN $1,000	$1,000-9,999	$10,000 AND OVER	
464	42	84	215	123	7	19	12	7	-	CALIFORNIA CENTRAL TOTAL
-	-	-	-	-	-	-	-	-	-	HOMICIDE
21	-	1	6	14	-	-	-	-	-	ROBBERY
-	-	-	-	-	-	-	-	-	-	ASSAULT
-	-	-	-	-	-	-	-	-	-	BURGLARY
59	6	8	27	18	3	4	4	-	-	LARCENY AND THEFT
68	5	13	41	9	-	1	1	-	-	EMBEZZLEMENT
153	13	31	76	33	-	6	2	4	-	FRAUD
2	1	-	-	1	-	-	-	-	-	AUTO THEFT
48	2	5	26	15	-	-	-	-	-	FORGERY, COUNTERFEIT,
-	-	-	-	-	-	-	-	-	-	SEX OFFENSES
9	-	1	5	3	1	-	-	-	-	MARIHUANA
28	-	6	10	12	-	-	-	-	-	NARCOTICS
12	1	-	10	1	-	-	-	-	-	WEAPONS AND FIREARMS
3	-	-	1	2	3	-	-	-	-	ESCAPE
6	2	2	1	1	-	3	3	-	-	OTHER GENERAL OFFENSES
15	3	3	3	10	-	-	-	-	-	IMMIGRATION LAWS
-	-	-	-	-	-	-	-	-	-	LIQUOR, INTERNAL REV.
-	-	-	-	-	-	-	-	-	-	SELECTIVE SERVICE ACT
36	9	14	9	4	-	5	2	3	-	OTHER SPECIAL OFFENSES (FEDERAL STATUTES)
274	34	53	123	64	40	5	2	2	1	CALIFORNIA SOUTHERN TOTAL
-	-	-	-	-	-	-	-	-	-	HOMICIDE
1	-	-	-	1	-	-	-	-	-	ROBBERY
3	-	-	3	-	-	-	-	-	-	ASSAULT
-	-	-	-	-	-	-	-	-	-	BURGLARY
17	3	3	4	7	2	-	-	-	-	LARCENY AND THEFT
9	2	1	5	1	3	-	-	-	-	EMBEZZLEMENT
29	6	5	10	8	-	2	-	2	-	FRAUD
-	-	-	-	-	-	-	-	-	-	AUTO THEFT
11	-	2	5	4	1	-	-	-	-	FORGERY, COUNTERFEIT,
-	-	-	-	-	-	-	-	-	-	SEX OFFENSES
18	3	3	8	4	1	-	-	-	-	MARIHUANA
54	7	10	26	11	2	1	1	-	-	NARCOTICS
4	1	-	-	3	-	-	-	-	-	WEAPONS AND FIREARMS
11	-	1	7	3	1	-	-	-	-	ESCAPE
8	2	-	3	3	1	-	-	-	-	OTHER GENERAL OFFENSES
85	8	17	44	16	24	-	-	-	-	IMMIGRATION LAWS
-	-	-	-	-	-	-	-	-	-	LIQUOR, INTERNAL REV.
-	-	-	-	-	-	-	-	-	-	SELECTIVE SERVICE ACT
24	2	11	8	3	5	2	1	-	1	OTHER SPECIAL OFFENSES (FEDERAL STATUTES)
68	15	5	8	30	14	595	594	1	-	HAWAII TOTAL
-	-	-	-	-	-	-	-	-	-	HOMICIDE
1	-	-	-	1	-	-	-	-	-	ROBBERY
8	6	-	-	2	1	3	3	-	-	ASSAULT
-	-	-	-	-	-	-	-	-	-	BURGLARY
13	1	4	2	6	2	44	44	-	-	LARCENY AND THEFT
2	-	-	1	1	-	-	-	-	-	EMBEZZLEMENT
8	-	-	3	5	-	1	-	1	-	FRAUD
-	-	-	-	-	-	-	-	-	-	AUTO THEFT
2	-	-	-	2	-	-	-	-	-	FORGERY, COUNTERFEIT,
-	-	-	-	-	-	1	1	-	-	SEX OFFENSES
-	-	-	-	-	-	-	-	-	-	MARIHUANA
10	1	-	-	9	1	-	-	-	-	NARCOTICS
2	-	1	1	-	-	-	-	-	-	WEAPONS AND FIREARMS
-	-	-	-	-	-	-	-	-	-	ESCAPE
8	7	-	-	1	8	545	545	-	-	OTHER GENERAL OFFENSES
-	-	-	-	-	-	-	-	-	-	IMMIGRATION LAWS
-	-	-	-	-	-	-	-	-	-	LIQUOR, INTERNAL REV.
-	-	-	-	-	-	-	-	-	-	SELECTIVE SERVICE ACT
4	-	-	1	3	2	1	1	-	-	OTHER SPECIAL OFFENSES (FEDERAL STATUTES)

TABLE 2
UNITED STATES DISTRICT COURTS
TYPE AND LENGTH OF SENTENCES FOR CONVICTED DEFENDANTS BY OFFENSE
TWELVE MONTH PERIOD ENDED JUNE 30, 1980

DISTRICT AND OFFENSE	TOTAL	TERMS OF IMPRISONMENT						PROBATION TERMS OF SPLIT SENTENCES				
		TOTAL	12 MOS. AND UNDER	13-24 MOS.	25-36 MOS.	37-60 MOS.	61 MOS. AND OVER	TOTAL	12 MOS. AND UNDER	13-24 MOS.	25-48 MOS.	49 MOS. AND OVER
IDAHO TOTAL	91	18	9	2	-	6	1	23	2	1	13	7
HOMICIDE	2	1	-	-	-	-	1	-	-	-	-	-
ROBBERY	-	-	-	-	-	-	-	-	-	-	-	-
ASSAULT	3	2	2	-	-	-	-	-	-	-	-	-
BURGLARY	2	-	-	-	-	-	-	-	-	-	-	-
LARCENY AND THEFT	7	2	-	-	-	-	-	-	-	-	-	-
EMBEZZLEMENT	10	1	1	-	-	2	-	-	-	-	-	-
FRAUD	12	5	5	-	-	-	-	2	-	-	2	-
AUTO THEFT	1	1	-	-	-	-	-	3	1	-	2	-
FORGERY, COUNTERFEIT,	3	1	-	1	-	1	-	-	-	-	-	-
SEX OFFENSES	-	-	-	-	-	-	-	-	-	-	-	-
MARIHUANA	-	-	-	-	-	-	-	-	-	-	-	-
NARCOTICS	23	3	-	-	-	3	-	6	-	-	3	3
WEAPONS AND FIREARMS	4	-	-	-	-	-	-	-	-	-	-	-
ESCAPE	-	-	-	-	-	-	-	-	-	-	-	-
OTHER GENERAL OFFENSES	-	-	-	-	-	-	-	-	-	-	-	-
IMMIGRATION LAWS	19	1	-	1	-	-	-	12	1	1	6	4
LIQUOR, INTERNAL REV,	-	-	-	-	-	-	-	-	-	-	-	-
SELECTIVE SERVICE ACT	-	-	-	-	-	-	-	-	-	-	-	-
OTHER SPECIAL OFFENSES (FEDERAL STATUTES)	5	1	1	-	-	-	-	-	-	-	-	-
MONTANA TOTAL	95	29	2	-	6	8	13	11	3	3	2	3
HOMICIDE	7	5	-	-	-	-	5	-	-	-	-	-
ROBBERY	3	1	-	-	-	-	1	-	-	-	-	-
ASSAULT	8	1	-	-	-	1	-	1	-	-	-	1
BURGLARY	7	1	-	-	-	1	-	-	-	-	-	-
LARCENY AND THEFT	27	5	-	-	1	4	-	4	1	2	1	-
EMBEZZLEMENT	3	-	-	-	-	-	-	-	-	-	-	-
FRAUD	9	2	-	-	1	-	1	1	-	1	-	-
AUTO THEFT	1	1	-	-	-	-	-	-	-	-	-	-
FORGERY, COUNTERFEIT,	6	4	-	-	3	1	-	1	-	-	1	-
SEX OFFENSES	2	-	-	-	-	-	-	1	-	-	-	-
MARIHUANA	-	-	-	-	-	-	-	-	-	-	-	-
NARCOTICS	3	2	-	-	-	-	2	-	-	-	-	-
WEAPONS AND FIREARMS	1	-	-	-	-	-	-	-	-	-	-	-
ESCAPE	-	-	-	-	-	-	-	-	-	-	-	-
OTHER GENERAL OFFENSES	8	5	-	-	1	1	3	1	1	-	-	-
IMMIGRATION LAWS	3	1	1	-	-	-	-	-	-	-	-	-
LIQUOR, INTERNAL REV,	-	-	-	-	-	-	-	-	-	-	-	-
SELECTIVE SERVICE ACT	-	-	-	-	-	-	-	-	-	-	-	-
OTHER SPECIAL OFFENSES (FEDERAL STATUTES)	7	1	1	-	-	-	-	2	-	-	-	2
NEVADA TOTAL	125	58	8	5	6	17	22	23	2	1	9	11
HOMICIDE	2	1	-	-	-	-	1	1	-	-	1	-
ROBBERY	13	10	-	-	2	2	6	3	-	-	-	3
ASSAULT	2	2	1	-	-	-	1	-	-	-	-	-
BURGLARY	-	-	-	-	-	-	-	-	-	-	-	-
LARCENY AND THEFT	10	4	-	1	-	3	-	-	-	-	-	-
EMBEZZLEMENT	2	-	-	-	-	-	-	1	-	-	1	-
FRAUD	26	7	2	1	-	1	3	5	-	1	1	3
AUTO THEFT	-	-	-	-	-	-	-	-	-	-	-	-
FORGERY, COUNTERFEIT.	18	8	-	3	1	3	1	5	-	-	3	2
SEX OFFENSES	-	-	-	-	-	-	-	-	-	-	-	-
MARIHUANA	-	-	-	-	-	-	-	-	-	-	-	-
NARCOTICS	27	21	4	-	2	6	9	3	-	-	2	1
WEAPONS AND FIREARMS	3	3	-	-	1	1	1	-	-	-	-	-
ESCAPE	-	-	-	-	-	-	-	-	-	-	-	-
OTHER GENERAL OFFENSES	12	1	-	-	-	1	-	3	-	-	1	2
IMMIGRATION LAWS	2	1	1	-	-	-	-	-	-	-	-	-
LIQUOR, INTERNAL REV.	-	-	-	-	-	-	-	-	-	-	-	-
SELECTIVE SERVICE ACT	-	-	-	-	-	-	-	-	-	-	-	-
OTHER SPECIAL OFFENSES (FEDERAL STATUTES)	8	-	-	-	-	-	-	2	2	-	-	-

TABLE 2
UNITED STATES DISTRICT COURTS
TYPE AND LENGTH OF SENTENCES FOR CONVICTED DEFENDANTS BY OFFENSE
TWELVE MONTH PERIOD ENDED JUNE 30, 1980

TERMS OF PROBATION					PROBATION W/O SUPERVISION SUSPENDED SENTENCE	FINE ONLY				DISTRICT AND OFFENSE
TOTAL	12 MOS. AND UNDER	13-24 MOS.	25-48 MOS.	49 MOS. AND OVER		TOTAL	LESS THAN $1,000	$1,000-9,999	$10,000 AND OVER	
44	4	10	22	8	1	5	4	1	-	IDAHO TOTAL
1	-	1	-	-	-	-	-	-	-	HOMICIDE
-	-	-	-	-	-	-	-	-	-	ROBBERY
1	1	-	-	-	-	-	-	-	-	ASSAULT
2	-	-	2	-	-	-	-	-	-	BURGLARY
4	1	1	2	-	-	1	1	-	-	LARCENY AND THEFT
6	1	1	4	-	-	1	1	-	-	EMBEZZLEMENT
3	-	1	-	2	-	1	-	1	-	FRAUD
-	-	-	-	-	-	-	-	-	-	AUTO THEFT
2	-	-	-	2	-	-	-	-	-	FORGERY, COUNTERFEIT,
-	-	-	-	-	-	-	-	-	-	SEX OFFENSES
-	-	-	-	-	-	-	-	-	-	MARIHUANA
14	1	1	9	3	-	-	-	-	-	NARCOTICS
3	-	2	1	-	-	1	-	-	-	WEAPONS AND FIREARMS
-	-	-	-	-	-	-	-	-	-	ESCAPE
-	-	-	-	-	-	-	-	-	-	OTHER GENERAL OFFENSES
6	-	1	4	1	-	-	-	-	-	IMMIGRATION LAWS
-	-	-	-	-	-	-	-	-	-	LIQUOR, INTERNAL REV.
-	-	-	-	-	-	-	-	-	-	SELECTIVE SERVICE ACT
2	-	2	-	-	-	2	2	-	-	OTHER SPECIAL OFFENSES (FEDERAL STATUTES)
47	8	10	25	4	6	2	2	-	-	MONTANA TOTAL
1	-	-	1	-	1	-	-	-	-	HOMICIDE
1	-	-	-	1	1	-	-	-	-	ROBBERY
6	2	-	4	-	-	-	-	-	-	ASSAULT
6	2	1	1	2	-	-	-	-	-	BURGLARY
17	2	5	10	-	1	-	-	-	-	LARCENY AND THEFT
3	1	-	1	1	-	-	-	-	-	EMBEZZLEMENT
5	-	2	3	-	1	-	-	-	-	FRAUD
-	-	-	-	-	-	-	-	-	-	AUTO THEFT
-	-	-	-	-	1	-	-	-	-	FORGERY, COUNTERFEIT,
1	-	-	1	-	-	-	-	-	-	SEX OFFENSES
-	-	-	-	-	-	-	-	-	-	MARIHUANA
1	-	-	1	-	-	-	-	-	-	NARCOTICS
1	-	-	1	-	-	-	-	-	-	WEAPONS AND FIREARMS
-	-	-	-	-	-	-	-	-	-	ESCAPE
2	-	1	1	-	-	-	-	-	-	OTHER GENERAL OFFENSES
-	-	-	-	-	1	1	1	-	-	IMMIGRATION LAWS
-	-	-	-	-	-	-	-	-	-	LIQUOR, INTERNAL REV.
-	-	-	-	-	-	-	-	-	-	SELECTIVE SERVICE ACT
3	1	1	1	-	-	1	1	-	-	OTHER SPECIAL OFFENSES (FEDERAL STATUTES)
37	5	7	14	11	-	7	5	2	-	NEVADA TOTAL
-	-	-	-	-	-	-	-	-	-	HOMICIDE
-	-	-	-	-	-	-	-	-	-	ROBBERY
-	-	-	-	-	-	-	-	-	-	ASSAULT
-	-	-	-	-	-	-	-	-	-	BURGLARY
6	1	2	2	1	-	-	-	-	-	LARCENY AND THEFT
1	-	-	1	-	-	-	-	-	-	EMBEZZLEMENT
14	-	4	5	5	-	-	-	-	-	FRAUD
-	-	-	-	-	-	-	-	-	-	AUTO THEFT
4	-	-	1	3	-	1	1	-	-	FORGERY, COUNTERFEIT,
-	-	-	-	-	-	-	-	-	-	SEX OFFENSES
-	-	-	-	-	-	-	-	-	-	MARIHUANA
3	1	-	-	2	-	-	-	-	-	NARCOTICS
-	-	-	-	-	-	-	-	-	-	WEAPONS AND FIREARMS
-	-	-	-	-	-	-	-	-	-	ESCAPE
5	-	-	5	-	-	3	3	-	-	OTHER GENERAL OFFENSES
1	-	1	-	-	-	-	-	-	-	IMMIGRATION LAWS
-	-	-	-	-	-	-	-	-	-	LIQUOR, INTERNAL REV.
-	-	-	-	-	-	-	-	-	-	SELECTIVE SERVICE ACT
3	3	-	-	-	-	3	1	2	-	OTHER SPECIAL OFFENSES (FEDERAL STATUTES)

TABLE 2
UNITED STATES DISTRICT COURTS
TYPE AND LENGTH OF SENTENCES FOR CONVICTED DEFENDANTS BY OFFENSE
TWELVE MONTH PERIOD ENDED JUNE 30, 1980

DISTRICT AND OFFENSE	TOTAL	TERMS OF IMPRISONMENT						PROBATION TERMS OF SPLIT SENTENCES				
		TOTAL	12 MOS. AND UNDER	13-24 MOS.	25-36 MOS.	37-60 MOS.	61 MOS. AND OVER	TOTAL	12 MOS. AND UNDER	13-24 MOS.	25-48 MOS.	49 MOS. AND OVER
OREGON TOTAL	253	101	18	16	15	15	37	58	-	1	2	55
HOMICIDE	2	1	-	1	-	-	-	-	-	-	-	-
ROBBERY	22	21	-	-	-	1	20	1	-	-	-	1
ASSAULT	6	1	-	-	1	-	-	3	-	-	1	2
BURGLARY	1	-	-	-	-	-	-	1	-	-	-	1
LARCENY AND THEFT	39	7	1	1	-	3	2	8	-	-	-	8
EMBEZZLEMENT	36	1	1	-	-	-	-	8	-	-	-	8
FRAUD	53	16	-	8	4	3	-	25	-	-	-	25
AUTO THEFT	2	2	-	-	1	1	-	-	-	-	-	-
FORGERY, COUNTERFEIT,	6	2	-	2	-	-	-	4	-	-	-	4
SEX OFFENSES	-	-	-	-	-	-	-	-	-	-	-	-
MARIHUANA	1	1	-	-	-	-	1	-	-	-	-	-
NARCOTICS	37	31	4	4	8	4	11	1	-	-	-	1
WEAPONS AND FIREARMS	1	1	-	-	-	-	1	-	-	-	-	-
ESCAPE	4	2	1	-	-	1	-	-	-	-	-	-
OTHER GENERAL OFFENSES	6	5	-	-	1	2	2	1	-	-	-	1
IMMIGRATION LAWS	4	1	1	-	-	-	-	2	-	1	-	1
LIQUOR, INTERNAL REV.	-	-	-	-	-	-	-	-	-	-	-	-
SELECTIVE SERVICE ACT	-	-	-	-	-	-	-	-	-	-	-	-
OTHER SPECIAL OFFENSES (FEDERAL STATUTES)	33	10	10	-	-	-	-	4	-	-	1	3
WASHINGTON EASTERN TOTAL	107	40	9	9	4	8	10	29	2	21	4	2
HOMICIDE	1	1	1	-	-	-	-	-	-	-	-	-
ROBBERY	9	9	-	1	-	4	4	-	-	-	-	-
ASSAULT	1	1	-	-	-	-	1	-	-	-	-	-
BURGLARY	1	1	-	-	1	-	-	-	-	-	-	-
LARCENY AND THEFT	2	-	-	-	-	-	-	-	-	-	-	-
EMBEZZLEMENT	3	-	-	-	-	-	-	1	-	-	-	1
FRAUD	14	3	-	3	-	-	-	5	-	4	-	1
AUTO THEFT	1	1	-	-	-	1	-	-	-	-	-	-
FORGERY, COUNTERFEIT,	4	1	1	-	-	-	-	-	-	-	-	-
SEX OFFENSES	2	1	-	-	-	-	1	-	-	-	-	-
MARIHUANA	2	-	-	-	-	-	-	-	-	-	-	-
NARCOTICS	19	11	1	1	3	2	4	2	-	-	2	-
WEAPONS AND FIREARMS	9	3	1	2	-	-	-	3	-	3	-	-
ESCAPE	2	1	-	1	-	-	-	-	-	-	-	-
OTHER GENERAL OFFENSES	-	-	-	-	-	-	-	-	-	-	-	-
IMMIGRATION LAWS	31	6	4	1	-	1	-	18	2	14	2	-
LIQUOR, INTERNAL REV.	-	-	-	-	-	-	-	-	-	-	-	-
SELECTIVE SERVICE ACT	-	-	-	-	-	-	-	-	-	-	-	-
OTHER SPECIAL OFFENSES (FEDERAL STATUTES)	6	1	1	-	-	-	-	-	-	-	-	-
WASHINGTON WESTERN TOTAL	540	162	59	23	16	27	35	45	10	7	12	16
HOMICIDE	1	1	-	-	-	-	1	-	-	-	-	-
ROBBERY	26	23	-	-	1	7	15	1	-	-	-	1
ASSAULT	7	6	3	-	1	-	2	-	-	-	-	-
BURGLARY	-	-	-	-	-	-	-	-	-	-	-	-
LARCENY AND THEFT	70	6	1	-	3	1	1	6	2	-	1	3
EMBEZZLEMENT	42	6	2	3	-	3	-	2	-	-	1	1
FRAUD	68	19	8	6	2	4	-	16	2	5	3	6
AUTO THEFT	1	1	-	1	-	-	-	-	-	-	-	-
FORGERY, COUNTERFEIT,	19	6	2	3	2	1	-	2	1	-	1	-
SEX OFFENSES	2	2	1	-	-	1	-	-	-	-	-	-
MARIHUANA	9	6	-	1	1	3	-	1	-	1	-	-
NARCOTICS	53	33	1	6	7	4	15	5	-	-	5	-
WEAPONS AND FIREARMS	7	4	-	1	-	2	1	-	-	-	-	-
ESCAPE	10	9	8	-	-	1	-	-	-	-	-	-
OTHER GENERAL OFFENSES	34	-	-	-	-	-	-	4	4	-	-	-
IMMIGRATION LAWS	16	3	2	1	-	-	-	4	-	1	-	3
LIQUOR, INTERNAL REV.	-	-	-	-	-	-	-	-	-	-	-	-
SELECTIVE SERVICE ACT	-	-	-	-	-	-	-	-	-	-	-	-
OTHER SPECIAL OFFENSES (FEDERAL STATUTES)	175	34	31	2	1	-	-	4	1	-	1	2

TABLE 2
UNITED STATES DISTRICT COURTS
TYPE AND LENGTH OF SENTENCES FOR CONVICTED DEFENDANTS BY OFFENSE
TWELVE MONTH PERIOD ENDED JUNE 30, 1980

TERMS OF PROBATION					PROBATION W/O SUPERVISION SUSPENDED SENTENCE	FINE ONLY				DISTRICT AND OFFENSE
TOTAL	12 MOS. AND UNDER	13-24 MOS.	25-48 MOS.	49 MOS. AND OVER		TOTAL	LESS THAN $1,000	$1,000-9,999	$10,000 AND OVER	
87	6	6	29	46	-	7	6	1	-	OREGON TOTAL
1	-	-	-	1	-	-	-	-	-	HOMICIDE
-	-	-	-	-	-	-	-	-	-	ROBBERY
2	1	-	-	1	-	-	-	-	-	ASSAULT
-	-	-	-	-	-	-	-	-	-	BURGLARY
23	3	1	5	14	-	1	1	-	-	LARCENY AND THEFT
27	2	1	13	11	-	-	-	-	-	EMBEZZLEMENT
13	-	2	4	7	-	-	-	-	-	FRAUD
-	-	-	-	-	-	-	-	-	-	AUTO THEFT
-	-	-	-	-	-	-	-	-	-	FORGERY, COUNTERFEIT.
-	-	-	-	-	-	-	-	-	-	SEX OFFENSES
-	-	-	-	-	-	-	-	-	-	MARIHUANA
5	-	-	1	4	-	-	-	-	-	NARCOTICS
-	-	-	-	-	-	-	-	-	-	WEAPONS AND FIREARMS
1	-	-	-	1	-	1	1	-	-	ESCAPE
-	-	-	-	-	-	-	-	-	-	OTHER GENERAL OFFENSES
1	-	-	-	1	-	-	-	-	-	IMMIGRATION LAWS
-	-	-	-	-	-	-	-	-	-	LIQUOR, INTERNAL REV.
-	-	-	-	-	-	-	-	-	-	SELECTIVE SERVICE ACT
14	-	2	6	6	-	5	4	1	-	OTHER SPECIAL OFFENSES (FEDERAL STATUTES)
25	5	10	9	1	6	4	2	2	-	WASHINGTON EASTERN TOTAL
-	-	-	-	-	-	-	-	-	-	HOMICIDE
-	-	-	-	-	-	-	-	-	-	ROBBERY
-	-	-	-	-	-	-	-	-	-	ASSAULT
-	-	-	-	-	-	-	-	-	-	BURGLARY
2	1	1	-	-	-	-	-	-	-	LARCENY AND THEFT
2	-	1	1	-	-	-	-	-	-	EMBEZZLEMENT
4	2	1	1	-	1	1	-	1	-	FRAUD
-	-	-	-	-	-	-	-	-	-	AUTO THEFT
3	-	2	1	-	-	-	-	-	-	FORGERY, COUNTERFEIT.
1	-	-	1	-	-	-	-	-	-	SEX OFFENSES
1	1	-	-	-	-	1	1	-	-	MARIHUANA
6	-	2	3	1	-	-	-	-	-	NARCOTICS
2	-	-	2	-	1	-	-	-	-	WEAPONS AND FIREARMS
-	-	-	-	-	1	-	-	-	-	ESCAPE
-	-	-	-	-	-	-	-	-	-	OTHER GENERAL OFFENSES
4	1	3	-	-	3	-	-	-	-	IMMIGRATION LAWS
-	-	-	-	-	-	-	-	-	-	LIQUOR, INTERNAL REV.
-	-	-	-	-	-	-	-	-	-	SELECTIVE SERVICE ACT
3	3	-	-	-	-	2	1	1	-	OTHER SPECIAL OFFENSES (FEDERAL STATUTES)
229	50	22	116	31	12	92	87	5	-	WASHINGTON WESTERN TOTAL
-	-	-	-	-	-	-	-	-	-	HOMICIDE
2	-	-	-	2	-	-	-	-	-	ROBBERY
1	-	1	-	-	-	-	-	-	-	ASSAULT
-	-	-	-	-	-	-	-	-	-	BURGLARY
18	4	3	8	3	1	39	39	-	-	LARCENY AND THEFT
32	19	-	8	5	-	-	-	-	-	EMBEZZLEMENT
28	4	12	4	8	4	1	1	-	-	FRAUD
-	-	-	-	-	-	-	-	-	-	AUTO THEFT
9	2	-	5	2	-	-	-	-	-	FORGERY, COUNTERFEIT.
-	-	-	-	-	-	-	-	-	-	SEX OFFENSES
1	1	-	-	-	-	2	-	2	-	MARIHUANA
12	1	1	5	5	-	3	3	-	-	NARCOTICS
2	-	-	2	-	-	1	1	-	-	WEAPONS AND FIREARMS
-	-	-	-	-	-	1	1	-	-	ESCAPE
8	7	1	-	-	5	17	17	-	-	OTHER GENERAL OFFENSES
9	1	1	2	5	-	-	-	-	-	IMMIGRATION LAWS
-	-	-	-	-	-	-	-	-	-	LIQUOR, INTERNAL REV.
-	-	-	-	-	-	-	-	-	-	SELECTIVE SERVICE ACT
107	21	3	82	1	2	28	25	3	-	OTHER SPECIAL OFFENSES (FEDERAL STATUTES)

TABLE 2
UNITED STATES DISTRICT COURTS
TYPE AND LENGTH OF SENTENCES FOR CONVICTED DEFENDANTS BY OFFENSE
TWELVE MONTH PERIOD ENDED JUNE 30, 1980

DISTRICT AND OFFENSE	TOTAL	TERMS OF IMPRISONMENT						PROBATION TERMS OF SPLIT SENTENCES				
		TOTAL	12 MOS. AND UNDER	13-24 MOS.	25-36 MOS.	37-60 MOS.	61 MOS. AND OVER	TOTAL	12 MOS. AND UNDER	13-24 MOS.	25-48 MOS.	49 MOS. AND OVER
GUAM TOTAL	43	32	1	5	5	6	15	1	-	-	1	-
HOMICIDE	-	-	-	-	-	-	-	-	-	-	-	-
ROBBERY	1	1	-	-	1	-	-	-	-	-	-	-
ASSAULT	-	-	-	-	-	-	-	-	-	-	-	-
BURGLARY	-	-	-	-	-	-	-	-	-	-	-	-
LARCENY AND THEFT	-	-	-	-	-	-	-	-	-	-	-	-
EMBEZZLEMENT	-	-	-	-	-	-	-	-	-	-	-	-
FRAUD	3	2	-	-	1	-	1	-	-	-	-	-
AUTO THEFT	-	-	-	-	-	-	-	-	-	-	-	-
FORGERY, COUNTERFEIT.	-	-	-	-	-	-	-	-	-	-	-	-
SEX OFFENSES	-	-	-	-	-	-	-	-	-	-	-	-
MARIHUANA	4	1	-	1	-	-	-	-	-	-	-	-
NARCOTICS	30	25	1	4	3	3	14	1	-	-	1	-
WEAPONS AND FIREARMS	2	2	-	-	-	2	-	-	-	-	-	-
ESCAPE	-	-	-	-	-	-	-	-	-	-	-	-
OTHER GENERAL OFFENSES	-	-	-	-	-	-	-	-	-	-	-	-
IMMIGRATION LAWS	-	-	-	-	-	-	-	-	-	-	-	-
LIQUOR, INTERNAL REV.	-	-	-	-	-	-	-	-	-	-	-	-
SELECTIVE SERVICE ACT	-	-	-	-	-	-	-	-	-	-	-	-
OTHER SPECIAL OFFENSES (FEDERAL STATUTES)	3	1	-	-	-	-	1	-	-	-	-	-
NORTHERN MARIANAS TOTAL	4	2	2	-	-	-	-	-	-	-	-	-
HOMICIDE	-	-	-	-	-	-	-	-	-	-	-	-
ROBBERY	1	1	1	-	-	-	-	-	-	-	-	-
ASSAULT	-	-	-	-	-	-	-	-	-	-	-	-
BURGLARY	3	1	1	-	-	-	-	-	-	-	-	-
LARCENY AND THEFT	-	-	-	-	-	-	-	-	-	-	-	-
EMBEZZLEMENT	-	-	-	-	-	-	-	-	-	-	-	-
FRAUD	-	-	-	-	-	-	-	-	-	-	-	-
AUTO THEFT	-	-	-	-	-	-	-	-	-	-	-	-
FORGERY, COUNTERFEIT.	-	-	-	-	-	-	-	-	-	-	-	-
SEX OFFENSES	-	-	-	-	-	-	-	-	-	-	-	-
MARIHUANA	-	-	-	-	-	-	-	-	-	-	-	-
NARCOTICS	-	-	-	-	-	-	-	-	-	-	-	-
WEAPONS AND FIREARMS	-	-	-	-	-	-	-	-	-	-	-	-
ESCAPE	-	-	-	-	-	-	-	-	-	-	-	-
OTHER GENERAL OFFENSES	-	-	-	-	-	-	-	-	-	-	-	-
IMMIGRATION LAWS	-	-	-	-	-	-	-	-	-	-	-	-
LIQUOR, INTERNAL REV.	-	-	-	-	-	-	-	-	-	-	-	-
SELECTIVE SERVICE ACT	-	-	-	-	-	-	-	-	-	-	-	-
OTHER SPECIAL OFFENSES (FEDERAL STATUTES)	-	-	-	-	-	-	-	-	-	-	-	-
COLORADO TOTAL	543	105	29	24	21	16	15	18	-	-	11	7
HOMICIDE	-	-	-	-	-	-	-	-	-	-	-	-
ROBBERY	12	10	-	-	1	1	8	-	-	-	-	-
ASSAULT	4	3	-	1	2	-	-	-	-	-	-	-
BURGLARY	-	-	-	-	-	-	-	-	-	-	-	-
LARCENY AND THEFT	21	6	2	1	1	1	1	-	-	-	-	-
EMBEZZLEMENT	21	5	1	2	2	-	-	-	-	-	-	-
FRAUD	54	11	3	1	4	2	1	4	-	-	4	-
AUTO THEFT	4	4	-	1	3	-	-	-	-	-	-	-
FORGERY, COUNTERFEIT.	14	10	1	3	3	3	-	-	-	-	-	-
SEX OFFENSES	-	-	-	-	-	-	-	-	-	-	-	-
MARIHUANA	3	1	-	1	-	-	-	-	-	-	-	-
NARCOTICS	60	28	1	11	4	7	5	9	-	-	5	4
WEAPONS AND FIREARMS	4	3	1	1	-	1	-	-	-	-	-	-
ESCAPE	5	4	2	1	-	1	-	-	-	-	-	-
OTHER GENERAL OFFENSES	16	1	-	1	-	-	-	1	-	-	1	-
IMMIGRATION LAWS	15	11	11	-	-	-	-	-	-	-	-	-
LIQUOR, INTERNAL REV.	-	-	-	-	-	-	-	-	-	-	-	-
SELECTIVE SERVICE ACT	-	-	-	-	-	-	-	-	-	-	-	-
OTHER SPECIAL OFFENSES (FEDERAL STATUTES)	310	8	7	-	1	-	-	4	-	-	1	3

TABLE 2
UNITED STATES DISTRICT COURTS
TYPE AND LENGTH OF SENTENCES FOR CONVICTED DEFENDANTS BY OFFENSE
TWELVE MONTH PERIOD ENDED JUNE 30, 1980

TERMS OF PROBATION					PROBATION W/O SUPERVISION SUSPENDED SENTENCE	FINE ONLY				DISTRICT AND OFFENSE
TOTAL	12 MOS. AND UNDER	13-24 MOS.	25-48 MOS.	49 MOS. AND OVER		TOTAL	LESS THAN $1,000	$1,000-9,999	$10,000 AND OVER	
10	2	3	4	1	-	-	-	-	-	GUAM TOTAL
-	-	-	-	-	-	-	-	-	-	HOMICIDE
-	-	-	-	-	-	-	-	-	-	ROBBERY
-	-	-	-	-	-	-	-	-	-	ASSAULT
-	-	-	-	-	-	-	-	-	-	BURGLARY
-	-	-	-	-	-	-	-	-	-	LARCENY AND THEFT
-	-	-	-	-	-	-	-	-	-	EMBEZZLEMENT
1	-	1	-	-	-	-	-	-	-	FRAUD
-	-	-	-	-	-	-	-	-	-	AUTO THEFT
-	-	-	-	-	-	-	-	-	-	FORGERY, COUNTERFEIT.
-	-	-	-	-	-	-	-	-	-	SEX OFFENSES
3	2	-	-	1	-	-	-	-	-	MARIHUANA
4	-	2	2	-	-	-	-	-	-	NARCOTICS
-	-	-	-	-	-	-	-	-	-	WEAPONS AND FIREARMS
-	-	-	-	-	-	-	-	-	-	ESCAPE
-	-	-	-	-	-	-	-	-	-	OTHER GENERAL OFFENSES
-	-	-	-	-	-	-	-	-	-	IMMIGRATION LAWS
-	-	-	-	-	-	-	-	-	-	LIQUOR, INTERNAL REV.
-	-	-	-	-	-	-	-	-	-	SELECTIVE SERVICE ACT
2	-	-	2	-	-	-	-	-	-	OTHER SPECIAL OFFENSES (FEDERAL STATUTES)
2	1	1	-	-	-	-	-	-	-	NORTHERN MARIANAS TOTAL
-	-	-	-	-	-	-	-	-	-	HOMICIDE
-	-	-	-	-	-	-	-	-	-	ROBBERY
2	1	1	-	-	-	-	-	-	-	ASSAULT
-	-	-	-	-	-	-	-	-	-	BURGLARY
-	-	-	-	-	-	-	-	-	-	LARCENY AND THEFT
-	-	-	-	-	-	-	-	-	-	EMBEZZLEMENT
-	-	-	-	-	-	-	-	-	-	FRAUD
-	-	-	-	-	-	-	-	-	-	AUTO THEFT
-	-	-	-	-	-	-	-	-	-	FORGERY, COUNTERFEIT.
-	-	-	-	-	-	-	-	-	-	SEX OFFENSES
-	-	-	-	-	-	-	-	-	-	MARIHUANA
-	-	-	-	-	-	-	-	-	-	NARCOTICS
-	-	-	-	-	-	-	-	-	-	WEAPONS AND FIREARMS
-	-	-	-	-	-	-	-	-	-	ESCAPE
-	-	-	-	-	-	-	-	-	-	OTHER GENERAL OFFENSES
-	-	-	-	-	-	-	-	-	-	IMMIGRATION LAWS
-	-	-	-	-	-	-	-	-	-	LIQUOR, INTERNAL REV.
-	-	-	-	-	-	-	-	-	-	SELECTIVE SERVICE ACT
-	-	-	-	-	-	-	-	-	-	OTHER SPECIAL OFFENSES (FEDERAL STATUTES)
112	30	26	34	22	3	305	259	46	-	COLORADO TOTAL
-	-	-	-	-	-	-	-	-	-	HOMICIDE
2	-	1	1	-	-	-	-	-	-	ROBBERY
1	1	-	-	-	-	-	-	-	-	ASSAULT
-	-	-	-	-	-	-	-	-	-	BURGLARY
12	2	5	4	1	1	2	2	-	-	LARCENY AND THEFT
16	2	3	8	3	-	-	-	-	-	EMBEZZLEMENT
28	6	8	9	5	1	10	1	9	-	FRAUD
-	-	-	-	-	-	-	-	-	-	AUTO THEFT
4	-	1	3	-	-	-	-	-	-	FORGERY, COUNTERFEIT.
-	-	-	-	-	-	-	-	-	-	SEX OFFENSES
2	-	-	2	-	-	-	-	-	-	MARIHUANA
23	9	4	2	8	-	-	-	-	-	NARCOTICS
1	1	-	-	-	-	-	-	-	-	WEAPONS AND FIREARMS
1	-	-	-	1	-	-	-	-	-	ESCAPE
2	-	-	1	1	-	12	12	-	-	OTHER GENERAL OFFENSES
4	1	1	2	-	-	-	-	-	-	IMMIGRATION LAWS
-	-	-	-	-	-	-	-	-	-	LIQUOR, INTERNAL REV.
-	-	-	-	-	-	-	-	-	-	SELECTIVE SERVICE ACT
16	8	3	2	3	1	281	244	37	-	OTHER SPECIAL OFFENSES (FEDERAL STATUTES)

TABLE 2
UNITED STATES DISTRICT COURTS
TYPE AND LENGTH OF SENTENCES FOR CONVICTED DEFENDANTS BY OFFENSE
TWELVE MONTH PERIOD ENDED JUNE 30, 1980

DISTRICT AND OFFENSE	TOTAL	TERMS OF IMPRISONMENT						PROBATION TERMS OF SPLIT SENTENCES				
		TOTAL	12 MOS. AND UNDER	13-24 MOS.	25-36 MOS.	37-60 MOS.	61 MOS. AND OVER	TOTAL	12 MOS. AND UNDER	13-24 MOS.	25-48 MOS.	49 MOS. AND OVER
KANSAS TOTAL	195	88	20	15	16	27	10	24	-	10	13	1
HOMICIDE	3	3	-	1	-	1	1	-	-	-	-	-
ROBBERY	2	1	-	-	-	-	1	-	-	-	-	-
ASSAULT	4	3	-	2	1	-	-	-	-	-	-	-
BURGLARY	3	3	-	-	-	3	-	-	-	-	-	-
LARCENY AND THEFT	23	13	5	1	4	3	-	-	-	-	-	-
EMBEZZLEMENT	18	5	2	-	-	3	-	4	-	2	2	-
FRAUD	48	13	2	3	3	4	1	12	-	7	5	-
AUTO THEFT	-	-	-	-	-	-	-	-	-	-	-	-
FORGERY, COUNTERFEIT.	12	5	1	2	2	-	-	3	-	1	1	1
SEX OFFENSES	2	2	-	-	-	-	2	-	-	-	-	-
MARIHUANA	3	3	2	-	-	1	-	-	-	-	-	-
NARCOTICS	17	14	2	2	2	6	2	2	-	-	2	-
WEAPONS AND FIREARMS	10	7	-	1	-	4	2	2	-	-	2	-
ESCAPE	8	7	4	1	1	1	-	-	-	-	-	-
OTHER GENERAL OFFENSES	20	2	1	-	1	-	-	-	-	-	-	-
IMMIGRATION LAWS	2	1	-	1	-	-	-	-	-	-	-	-
LIQUOR, INTERNAL REV.	-	-	-	-	-	-	-	-	-	-	-	-
SELECTIVE SERVICE ACT	-	-	-	-	-	-	-	-	-	-	-	-
OTHER SPECIAL OFFENSES (FEDERAL STATUTES)	20	6	1	1	2	1	1	1	-	-	1	-
NEW MEXICO TOTAL	164	79	16	17	11	24	11	22	1	2	13	6
HOMICIDE	4	4	-	2	1	1	-	-	-	-	-	-
ROBBERY	6	6	-	2	-	-	4	-	-	-	-	-
ASSAULT	5	2	1	1	-	-	-	-	-	-	-	-
BURGLARY	3	2	1	-	-	-	1	-	-	-	-	-
LARCENY AND THEFT	10	4	2	2	-	-	-	1	1	-	-	-
EMBEZZLEMENT	14	1	-	-	-	1	-	4	-	-	3	1
FRAUD	18	5	2	1	1	1	-	2	-	-	2	-
AUTO THEFT	4	3	-	-	1	2	-	1	-	-	1	-
FORGERY, COUNTERFEIT.	4	4	-	1	1	2	-	-	-	-	-	-
SEX OFFENSES	7	5	1	-	2	2	-	-	-	-	-	-
MARIHUANA	8	5	-	1	-	4	-	-	-	-	-	-
NARCOTICS	21	13	1	2	-	7	3	6	-	1	4	1
WEAPONS AND FIREARMS	7	5	-	2	-	2	1	2	-	-	1	1
ESCAPE	2	1	-	-	-	-	1	1	-	-	-	1
OTHER GENERAL OFFENSES	14	5	2	-	-	2	1	1	-	-	1	-
IMMIGRATION LAWS	24	8	2	2	4	-	-	4	-	1	1	2
LIQUOR, INTERNAL REV.	-	-	-	-	-	-	-	-	-	-	-	-
SELECTIVE SERVICE ACT	-	-	-	-	-	-	-	-	-	-	-	-
OTHER SPECIAL OFFENSES (FEDERAL STATUTES)	13	6	4	1	1	-	-	-	-	-	-	-
OKLAHOMA NORTHERN TOTAL	130	36	2	13	7	11	3	15	-	1	4	10
HOMICIDE	1	1	-	-	-	-	1	-	-	-	-	-
ROBBERY	2	1	-	-	-	1	-	1	-	-	-	1
ASSAULT	-	-	-	-	-	-	-	-	-	-	-	-
BURGLARY	-	-	-	-	-	-	-	-	-	-	-	-
LARCENY AND THEFT	13	4	1	-	1	1	1	-	-	-	-	-
EMBEZZLEMENT	17	1	-	-	-	1	-	5	-	-	-	5
FRAUD	35	2	-	1	-	1	-	3	-	1	1	1
AUTO THEFT	2	2	-	1	-	1	-	-	-	-	-	-
FORGERY, COUNTERFEIT.	27	11	1	5	1	3	1	1	-	-	1	-
SEX OFFENSES	-	-	-	-	-	-	-	-	-	-	-	-
MARIHUANA	-	-	-	-	-	-	-	-	-	-	-	-
NARCOTICS	5	4	-	1	3	-	-	1	-	-	1	-
WEAPONS AND FIREARMS	9	4	-	1	1	2	-	3	-	-	1	2
ESCAPE	-	-	-	-	-	-	-	-	-	-	-	-
OTHER GENERAL OFFENSES	6	5	-	4	1	1	-	-	-	-	-	-
IMMIGRATION LAWS	4	-	-	-	-	-	-	-	-	-	-	-
LIQUOR, INTERNAL REV.	-	-	-	-	-	-	-	-	-	-	-	-
SELECTIVE SERVICE ACT	-	-	-	-	-	-	-	-	-	-	-	-
OTHER SPECIAL OFFENSES (FEDERAL STATUTES)	8	-	-	-	-	-	-	1	-	-	-	1

TABLE 2
UNITED STATES DISTRICT COURTS
TYPE AND LENGTH OF SENTENCES FOR CONVICTED DEFENDANTS BY OFFENSE
TWELVE MONTH PERIOD ENDED JUNE 30, 1980

TERMS OF PROBATION					PROBATION W/O SUPERVISION SUSPENDED SENTENCE	FINE ONLY				DISTRICT AND OFFENSE
TOTAL	12 MOS. AND UNDER	13-24 MOS.	25-48 MOS.	49 MOS. AND OVER		TOTAL	LESS THAN $1,000	$1,000-9,999	$10,000 AND OVER	
57	13	21	14	9	2	24	21	1	2	KANSAS TOTAL
-	-	-	-	-	-	-	-	-	-	HOMICIDE
1	-	-	1	-	-	-	-	-	-	ROBBERY
1	1	-	-	-	-	-	-	-	-	ASSAULT
-	-	-	-	-	-	-	-	-	-	BURGLARY
10	2	5	1	2	-	-	-	-	-	LARCENY AND THEFT
9	1	1	5	2	-	-	-	-	-	EMBEZZLEMENT
20	3	12	3	2	-	3	-	1	2	FRAUD
-	-	-	-	-	-	-	-	-	-	AUTO THEFT
4	-	-	2	2	-	-	-	-	-	FORGERY, COUNTERFEIT.
-	-	-	-	-	-	-	-	-	-	SEX OFFENSES
-	-	-	-	-	-	-	-	-	-	MARIHUANA
1	-	-	1	-	-	-	-	-	-	NARCOTICS
1	-	1	-	-	-	-	-	-	-	WEAPONS AND FIREARMS
1	-	1	-	-	-	-	-	-	-	ESCAPE
4	4	-	-	-	-	14	14	-	-	OTHER GENERAL OFFENSES
1	-	-	-	1	-	-	-	-	-	IMMIGRATION LAWS
-	-	-	-	-	-	-	-	-	-	LIQUOR, INTERNAL REV.
-	-	-	-	-	-	-	-	-	-	SELECTIVE SERVICE ACT
4	2	1	1	-	2	7	7	-	-	OTHER SPECIAL OFFENSES (FEDERAL STATUTES)
57	9	7	26	15	-	6	3	2	1	NEW MEXICO TOTAL
-	-	-	-	-	-	-	-	-	-	HOMICIDE
-	-	-	-	-	-	-	-	-	-	ROBBERY
3	-	1	2	-	-	-	-	-	-	ASSAULT
1	-	-	1	-	-	-	-	-	-	BURGLARY
5	-	2	2	1	-	-	-	-	-	LARCENY AND THEFT
9	1	1	5	2	-	-	-	-	-	EMBEZZLEMENT
10	1	2	2	5	-	1	-	-	1	FRAUD
-	-	-	-	-	-	-	-	-	-	AUTO THEFT
-	-	-	-	-	-	-	-	-	-	FORGERY, COUNTERFEIT.
2	-	-	1	1	-	-	-	-	-	SEX OFFENSES
3	2	-	-	1	-	-	-	-	-	MARIHUANA
2	-	-	1	1	-	-	-	-	-	NARCOTICS
-	-	-	-	-	-	-	-	-	-	WEAPONS AND FIREARMS
-	-	-	-	-	-	-	-	-	-	ESCAPE
5	5	-	-	-	-	3	3	-	-	OTHER GENERAL OFFENSES
12	-	-	8	4	-	-	-	-	-	IMMIGRATION LAWS
-	-	-	-	-	-	-	-	-	-	LIQUOR, INTERNAL REV.
-	-	-	-	-	-	-	-	-	-	SELECTIVE SERVICE ACT
6	-	1	4	-	-	2	-	2	-	OTHER SPECIAL OFFENSES (FEDERAL STATUTES)
71	11	13	25	22	4	4	3	1	-	OKLAHOMA NORTHERN TOTAL
-	-	-	-	-	-	-	-	-	-	HOMICIDE
-	-	-	-	-	-	-	-	-	-	ROBBERY
-	-	-	-	-	-	-	-	-	-	ASSAULT
-	-	-	-	-	-	-	-	-	-	BURGLARY
8	2	1	2	3	-	1	1	-	-	LARCENY AND THEFT
8	1	-	5	2	-	3	2	1	-	EMBEZZLEMENT
27	3	8	8	8	3	-	-	-	-	FRAUD
-	-	-	-	-	-	-	-	-	-	AUTO THEFT
15	-	4	6	5	-	-	-	-	-	FORGERY, COUNTERFEIT.
-	-	-	-	-	-	-	-	-	-	SEX OFFENSES
-	-	-	-	-	-	-	-	-	-	MARIHUANA
1	-	-	1	-	-	-	-	-	-	NARCOTICS
2	-	-	-	2	-	-	-	-	-	WEAPONS AND FIREARMS
-	-	-	-	-	-	-	-	-	-	ESCAPE
-	-	-	-	-	-	-	-	-	-	OTHER GENERAL OFFENSES
4	2	-	1	1	-	-	-	-	-	IMMIGRATION LAWS
-	-	-	-	-	-	-	-	-	-	LIQUOR, INTERNAL REV.
-	-	-	-	-	-	-	-	-	-	SELECTIVE SERVICE ACT
6	3	-	2	1	1	-	-	-	-	OTHER SPECIAL OFFENSES (FEDERAL STATUTES)

TABLE 2
UNITED STATES DISTRICT COURTS
TYPE AND LENGTH OF SENTENCES FOR CONVICTED DEFENDANTS BY OFFENSE
TWELVE MONTH PERIOD ENDED JUNE 30, 1980

DISTRICT AND OFFENSE	TOTAL	TERMS OF IMPRISONMENT						PROBATION TERMS OF SPLIT SENTENCES				
		TOTAL	12 MOS. AND UNDER	13-24 MOS.	25-36 MOS.	37-60 MOS.	61 MOS. AND OVER	TOTAL	12 MOS. AND UNDER	13-24 MOS.	25-48 MOS.	49 MOS. AND OVER
OKLAHOMA EASTERN TOTAL	88	29	1	8	6	10	4	4	-	1	1	2
HOMICIDE	-	-	-	-	-	-	-	-	-	-	-	-
ROBBERY	1	1	-	-	-	-	1	-	-	-	-	-
ASSAULT	-	-	-	-	-	-	-	-	-	-	-	-
BURGLARY	-	-	-	-	-	-	-	-	-	-	-	-
LARCENY AND THEFT	16	4	-	2	-	2	-	1	-	1	-	-
EMBEZZLEMENT	9	2	-	-	-	-	2	-	-	-	-	-
FRAUD	16	1	-	1	-	-	-	2	-	-	1	1
AUTO THEFT	2	1	-	-	1	-	-	-	-	-	-	-
FORGERY, COUNTERFEIT.	8	5	-	3	-	1	1	1	-	-	-	1
SEX OFFENSES	-	-	-	-	-	-	-	-	-	-	-	-
MARIHUANA	12	7	1	-	2	4	-	-	-	-	-	-
NARCOTICS	1	-	-	-	-	-	-	-	-	-	-	-
WEAPONS AND FIREARMS	-	-	-	-	-	-	-	-	-	-	-	-
ESCAPE	-	-	-	-	-	-	-	-	-	-	-	-
OTHER GENERAL OFFENSES	9	8	-	2	3	3	-	-	-	-	-	-
IMMIGRATION LAWS	1	-	-	-	-	-	-	-	-	-	-	-
LIQUOR, INTERNAL REV.	-	-	-	-	-	-	-	-	-	-	-	-
SELECTIVE SERVICE ACT	-	-	-	-	-	-	-	-	-	-	-	-
OTHER SPECIAL OFFENSES (FEDERAL STATUTES)	13	-	-	-	-	-	-	-	-	-	-	-
OKLAHOMA WESTERN TOTAL	445	131	22	25	31	32	21	7	-	3	3	1
HOMICIDE	3	3	-	-	1	-	2	-	-	-	-	-
ROBBERY	3	3	-	-	-	-	3	-	-	-	-	-
ASSAULT	5	1	1	-	-	-	-	-	-	-	-	-
BURGLARY	1	1	-	-	-	1	-	-	-	-	-	-
LARCENY AND THEFT	43	11	3	3	1	2	2	-	-	-	-	-
EMBEZZLEMENT	15	-	-	-	-	-	-	-	-	-	-	-
FRAUD	37	10	1	5	2	2	-	2	-	-	1	-
AUTO THEFT	12	8	-	1	2	2	3	-	-	1	1	-
FORGERY, COUNTERFEIT.	14	8	2	1	2	2	1	-	-	-	-	-
SEX OFFENSES	1	-	-	-	-	-	-	-	-	-	-	-
MARIHUANA	12	7	2	3	1	1	-	1	-	1	-	-
NARCOTICS	62	55	1	7	18	20	9	2	-	1	1	-
WEAPONS AND FIREARMS	7	2	-	-	1	1	-	1	-	-	-	-
ESCAPE	15	14	11	2	1	-	-	-	-	-	-	1
OTHER GENERAL OFFENSES	188	5	1	1	1	1	1	-	-	-	-	-
IMMIGRATION LAWS	-	-	-	-	-	-	-	-	-	-	-	-
LIQUOR, INTERNAL REV.	-	-	-	-	-	-	-	-	-	-	-	-
SELECTIVE SERVICE ACT	-	-	-	-	-	-	-	-	-	-	-	-
OTHER SPECIAL OFFENSES (FEDERAL STATUTES)	23	3	-	2	1	-	-	1	-	-	1	-
UTAH TOTAL	172	45	9	7	12	9	8	8	1	1	5	1
HOMICIDE	2	1	-	-	1	-	-	-	-	-	-	-
ROBBERY	7	7	-	-	1	-	6	-	-	-	-	-
ASSAULT	3	-	-	-	-	-	-	1	-	-	1	-
BURGLARY	7	1	-	-	-	-	1	-	-	-	-	-
LARCENY AND THEFT	20	7	3	-	2	2	-	1	1	-	-	-
EMBEZZLEMENT	12	1	-	-	-	1	-	2	-	-	1	1
FRAUD	49	10	2	3	3	2	-	-	-	-	-	-
AUTO THEFT	4	4	-	2	1	1	-	-	-	-	-	-
FORGERY, COUNTERFEIT.	11	4	-	1	1	1	1	1	-	-	1	-
SEX OFFENSES	1	-	-	-	-	-	-	-	-	-	-	-
MARIHUANA	-	-	-	-	-	-	-	-	-	-	-	-
NARCOTICS	3	3	-	-	2	1	-	-	-	-	-	-
WEAPONS AND FIREARMS	4	1	-	1	-	-	-	-	-	-	-	-
ESCAPE	-	-	-	-	-	-	-	-	-	-	-	-
OTHER GENERAL OFFENSES	2	1	-	-	-	1	-	-	-	-	-	-
IMMIGRATION LAWS	10	4	4	-	-	-	-	2	-	-	-	-
LIQUOR, INTERNAL REV.	-	-	-	-	-	-	-	-	-	1	1	-
SELECTIVE SERVICE ACT	-	-	-	-	-	-	-	-	-	-	-	-
OTHER SPECIAL OFFENSES (FEDERAL STATUTES)	37	1	-	-	1	-	-	1	-	-	1	-

TABLE 2
UNITED STATES DISTRICT COURTS
TYPE AND LENGTH OF SENTENCES FOR CONVICTED DEFENDANTS BY OFFENSE
TWELVE MONTH PERIOD ENDED JUNE 30, 1980

TERMS OF PROBATION					PROBATION W/O SUPERVISION SUSPENDED SENTENCE	FINE ONLY				DISTRICT AND OFFENSE
TOTAL	12 MOS. AND UNDER	13-24 MOS.	25-48 MOS.	49 MOS. AND OVER		TOTAL	LESS THAN $1,000	$1,000-9,999	$10,000 AND OVER	
50	12	11	26	1	1	4	3	1	-	OKLAHOMA EASTERN TOTAL
-	-	-	-	-	-	-	-	-	-	HOMICIDE
-	-	-	-	-	-	-	-	-	-	ROBBERY
-	-	-	-	-	-	-	-	-	-	ASSAULT
-	-	-	-	-	-	-	-	-	-	BURGLARY
11	2	2	7	-	-	2	2	-	-	LARCENY AND THEFT
5	1	-	4	-	-	1	-	1	-	EMBEZZLEMENT
12	2	4	5	1	-	-	-	-	-	FRAUD
1	-	-	1	-	-	-	-	-	-	AUTO THEFT
2	-	-	2	-	-	-	-	-	-	FORGERY, COUNTERFEIT,
-	-	-	-	-	-	-	-	-	-	SEX OFFENSES
5	1	-	4	-	-	-	-	-	-	MARIHUANA
1	-	-	1	-	-	-	-	-	-	NARCOTICS
-	-	-	-	-	-	-	-	-	-	WEAPONS AND FIREARMS
-	-	-	-	-	-	-	-	-	-	ESCAPE
1	-	1	-	-	-	-	-	-	-	OTHER GENERAL OFFENSES
1	1	-	-	-	-	-	-	-	-	IMMIGRATION LAWS
-	-	-	-	-	-	-	-	-	-	LIQUOR, INTERNAL REV.
-	-	-	-	-	-	-	-	-	-	SELECTIVE SERVICE ACT
11	5	4	2	-	1	1	1	-	-	OTHER SPECIAL OFFENSES (FEDERAL STATUTES)
126	49	26	44	7	1	180	175	1	4	OKLAHOMA WESTERN TOTAL
-	-	-	-	-	-	-	-	-	-	HOMICIDE
-	-	-	-	-	-	-	-	-	-	ROBBERY
2	-	1	1	-	-	2	2	-	-	ASSAULT
-	-	-	-	-	-	-	-	-	-	BURGLARY
27	14	5	7	1	-	5	5	-	-	LARCENY AND THEFT
14	5	3	4	2	-	1	1	-	-	EMBEZZLEMENT
24	2	6	15	1	-	1	-	-	1	FRAUD
4	-	2	2	-	-	-	-	-	-	AUTO THEFT
10	-	2	6	2	-	-	-	-	-	FORGERY, COUNTERFEIT,
-	-	-	-	-	-	1	1	-	-	SEX OFFENSES
2	-	1	1	-	-	2	2	-	-	MARIHUANA
5	1	1	3	-	-	-	-	-	-	NARCOTICS
3	1	1	1	-	-	1	-	1	-	WEAPONS AND FIREARMS
1	-	-	1	-	-	-	-	-	-	ESCAPE
20	18	2	-	-	-	163	163	-	-	OTHER GENERAL OFFENSES
-	-	-	-	-	-	-	-	-	-	IMMIGRATION LAWS
-	-	-	-	-	-	-	-	-	-	LIQUOR, INTERNAL REV.
-	-	-	-	-	-	-	-	-	-	SELECTIVE SERVICE ACT
14	8	2	3	1	1	4	1	-	3	OTHER SPECIAL OFFENSES (FEDERAL STATUTES)
88	15	29	34	10	1	30	28	1	1	UTAH TOTAL
1	-	-	1	-	-	-	-	-	-	HOMICIDE
-	-	-	-	-	-	-	-	-	-	ROBBERY
2	-	1	1	-	-	-	-	-	-	ASSAULT
5	1	2	2	1	-	-	-	-	-	BURGLARY
9	2	2	4	1	-	3	3	-	-	LARCENY AND THEFT
8	-	3	5	-	-	1	1	-	-	EMBEZZLEMENT
37	5	11	13	8	1	1	-	-	1	FRAUD
-	-	-	-	-	-	-	-	-	-	AUTO THEFT
6	-	1	5	-	-	-	-	-	-	FORGERY, COUNTERFEIT,
1	-	1	-	-	-	-	-	-	-	SEX OFFENSES
-	-	-	-	-	-	-	-	-	-	MARIHUANA
-	-	-	-	-	-	-	-	-	-	NARCOTICS
2	-	1	1	-	-	1	1	-	-	WEAPONS AND FIREARMS
-	-	-	-	-	-	-	-	-	-	ESCAPE
1	-	1	-	-	-	-	-	-	-	OTHER GENERAL OFFENSES
4	1	2	1	-	-	-	-	-	-	IMMIGRATION LAWS
-	-	-	-	-	-	-	-	-	-	LIQUOR, INTERNAL REV.
-	-	-	-	-	-	-	-	-	-	SELECTIVE SERVICE ACT
11	6	4	1	-	-	24	23	1	-	OTHER SPECIAL OFFENSES (FEDERAL STATUTES)

TABLE 2
UNITED STATES DISTRICT COURTS
TYPE AND LENGTH OF SENTENCES FOR CONVICTED DEFENDANTS BY OFFENSE
TWELVE MONTH PERIOD ENDED JUNE 30, 1980

DISTRICT AND OFFENSE	TOTAL	TERMS OF IMPRISONMENT						PROBATION TERMS OF SPLIT SENTENCES				
		TOTAL	12 MOS. AND UNDER	13-24 MOS.	25-36 MOS.	37-60 MOS.	61 MOS. AND OVER	TOTAL	12 MOS. AND UNDER	13-24 MOS.	25-48 MOS.	49 MOS. AND OVER
WYOMING TOTAL	60	21	2	4	5	8	2	3	-	-	3	-
HOMICIDE	-	-	-	-	-	-	-	-	-	-	-	-
ROBBERY	-	-	-	-	-	-	-	-	-	-	-	-
ASSAULT	15	3	1	-	2	-	-	-	-	-	-	-
BURGLARY	1	-	-	-	-	-	-	-	-	-	-	-
LARCENY AND THEFT	14	3	-	-	1	2	-	1	-	-	1	-
EMBEZZLEMENT	2	-	-	-	-	-	-	-	-	-	-	-
FRAUD	10	2	-	1	-	1	-	-	-	-	-	-
AUTO THEFT	3	1	-	-	-	1	-	-	-	-	-	-
FORGERY, COUNTERFEIT,	2	1	-	-	1	-	-	-	-	-	-	-
SEX OFFENSES	1	1	-	-	-	1	-	-	-	-	-	-
MARIHUANA	3	-	-	-	-	-	-	-	-	-	-	-
NARCOTICS	16	6	1	2	1	2	-	2	-	-	2	-
WEAPONS AND FIREARMS	3	1	-	1	-	-	-	-	-	-	-	-
ESCAPE	-	-	-	-	-	-	-	-	-	-	-	-
OTHER GENERAL OFFENSES	4	3	-	-	-	1	2	-	-	-	-	-
IMMIGRATION LAWS	1	-	-	-	-	-	-	-	-	-	-	-
LIQUOR, INTERNAL REV.	-	-	-	-	-	-	-	-	-	-	-	-
SELECTIVE SERVICE ACT	-	-	-	-	-	-	-	-	-	-	-	-
OTHER SPECIAL OFFENSES (FEDERAL STATUTES)	5	-	-	-	-	-	-	-	-	-	-	-
DISTRICT OF COLUMBIA TOTAL	628	262	37	57	64	58	46	57	1	17	33	6
HOMICIDE	1	1	-	-	-	-	1	-	-	-	-	-
ROBBERY	25	20	-	-	3	4	13	1	-	-	1	-
ASSAULT	6	1	-	-	-	-	1	-	-	-	-	-
BURGLARY	1	-	-	-	-	-	-	-	-	-	-	-
LARCENY AND THEFT	52	21	2	6	6	7	-	3	-	1	1	1
EMBEZZLEMENT	27	1	1	-	-	-	-	1	1	-	-	-
FRAUD	95	9	1	6	1	1	-	21	-	6	15	-
AUTO THEFT	9	4	-	-	-	3	1	-	-	-	-	-
FORGERY, COUNTERFEIT,	32	17	-	5	6	4	2	5	-	1	2	2
SEX OFFENSES	-	-	-	-	-	-	-	-	-	-	-	-
MARIHUANA	18	6	-	1	2	1	2	1	-	1	-	-
NARCOTICS	254	139	21	26	38	31	23	14	-	2	9	3
WEAPONS AND FIREARMS	33	18	3	4	5	4	2	2	-	2	-	-
ESCAPE	24	18	7	6	3	2	-	2	-	1	1	-
OTHER GENERAL OFFENSES	35	4	1	2	-	1	-	5	-	3	2	-
IMMIGRATION LAWS	-	-	-	-	-	-	-	-	-	-	-	-
LIQUOR, INTERNAL REV.	-	-	-	-	-	-	-	-	-	-	-	-
SELECTIVE SERVICE ACT	-	-	-	-	-	-	-	-	-	-	-	-
OTHER SPECIAL OFFENSES (FEDERAL STATUTES)	16	3	1	1	-	-	1	2	-	-	2	-
ALL DISTRICTS TOTAL	28,598	0,218	2,062	1,953	1,683	2,343	2,177	3,012	189	661	1,231	961
HOMICIDE	108	87	2	9	11	8	57	4	-	1	2	1
ROBBERY	1,262	1,127	13	15	40	205	854	37	-	-	15	22
ASSAULT	418	192	55	37	35	34	31	42	2	9	19	12
BURGLARY	134	55	11	6	9	22	7	22	-	8	12	2
LARCENY AND THEFT	3,232	959	200	214	187	251	117	321	21	100	124	76
EMBEZZLEMENT	1,392	209	54	52	37	55	11	206	7	43	95	61
FRAUD	4,583	1,135	370	284	218	180	83	722	50	193	281	198
AUTO THEFT	421	269	20	44	74	99	32	38	2	10	14	12
FORGERY, COUNTERFEIT,	1,939	798	130	217	170	206	75	236	6	46	114	70
SEX OFFENSES	98	56	10	8	8	17	23	6	1	3	-	2
MARIHUANA	1,121	625	84	121	143	198	79	129	4	21	43	61
NARCOTICS	3,628	2,355	205	399	472	719	560	370	5	57	199	109
WEAPONS AND FIREARMS	862	400	56	119	58	109	58	113	6	34	40	33
ESCAPE	596	457	270	93	45	48	11	50	6	11	16	17
OTHER GENERAL OFFENSES	4,156	439	64	75	78	87	135	138	15	33	45	45
IMMIGRATION LAWS	2,144	632	319	184	59	62	8	419	14	65	150	190
LIQUOR, INTERNAL REV.	35	9	2	1	4	2	-	9	-	1	5	3
SELECTIVE SERVICE ACT	-	-	-	-	-	-	-	-	-	-	-	-
OTHER SPECIAL OFFENSES	2,469	384	197	75	35	41	36	150	20	26	57	47

TABLE 2
UNITED STATES DISTRICT COURTS
TYPE AND LENGTH OF SENTENCES FOR CONVICTED DEFENDANTS BY OFFENSE
TWELVE MONTH PERIOD ENDED JUNE 30, 1980

TERMS OF PROBATION					PROBATION W/O SUPERVISION SUSPENDED SENTENCE	FINE ONLY				DISTRICT AND OFFENSE
TOTAL	12 MOS. AND UNDER	13-24 MOS.	25-48 MOS.	49 MOS. AND OVER		TOTAL	LESS THAN $1,000	$1,000-9,999	$10,000 AND OVER	
82	6	17	27	-	4	-	-	-	-	WYOMING TOTAL
-	-	-	-	-	-	-	-	-	-	HOMICIDE
-	-	-	-	-	-	-	-	-	-	ROBBERY
12	-	4	8	-	-	-	-	-	-	ASSAULT
1	-	1	-	-	-	-	-	-	-	BURGLARY
10	4	5	1	-	-	-	-	-	-	LARCENY AND THEFT
2	-	1	1	-	-	-	-	-	-	EMBEZZLEMENT
8	1	2	5	-	-	-	-	-	-	FRAUD
2	-	1	1	-	-	-	-	-	-	AUTO THEFT
1	-	-	1	-	-	-	-	-	-	FORGERY, COUNTERFEIT.
-	-	-	-	-	-	-	-	-	-	SEX OFFENSES
3	-	-	3	-	-	-	-	-	-	MARIHUANA
8	3	-	5	-	-	-	-	-	-	NARCOTICS
2	-	2	-	-	-	-	-	-	-	WEAPONS AND FIREARMS
-	-	-	-	-	-	-	-	-	-	ESCAPE
1	-	-	1	-	-	-	-	-	-	OTHER GENERAL OFFENSES
1	-	1	-	-	-	-	-	-	-	IMMIGRATION LAWS
-	-	-	-	-	-	-	-	-	-	LIQUOR, INTERNAL REV.
-	-	-	-	-	-	-	-	-	-	SELECTIVE SERVICE ACT
1	-	-	1	-	4	-	-	-	-	OTHER SPECIAL OFFENSES (FEDERAL STATUTES)
297	46	105	116	30	4	8	2	2	4	DISTRICT OF COLUMBIA TOTAL
-	-	-	-	-	-	-	-	-	-	HOMICIDE
4	-	-	2	2	-	-	-	-	-	ROBBERY
5	-	4	1	-	-	-	-	-	-	ASSAULT
1	1	-	-	-	-	-	-	-	-	BURGLARY
26	2	10	7	7	1	1	1	-	-	LARCENY AND THEFT
25	4	11	7	3	-	-	-	-	-	EMBEZZLEMENT
63	5	29	26	3	1	1	-	-	1	FRAUD
5	2	1	2	-	-	-	-	-	-	AUTO THEFT
10	-	4	6	-	-	-	-	-	-	FORGERY, COUNTERFEIT.
-	-	-	-	-	-	-	-	-	-	SEX OFFENSES
11	4	2	4	1	-	-	-	-	-	MARIHUANA
100	15	29	46	10	1	-	-	-	-	NARCOTICS
12	2	3	5	2	1	-	-	-	-	WEAPONS AND FIREARMS
4	3	-	-	1	-	-	-	-	-	ESCAPE
25	7	10	8	-	-	1	1	-	-	OTHER GENERAL OFFENSES
-	-	-	-	-	-	-	-	-	-	IMMIGRATION LAWS
-	-	-	-	-	-	-	-	-	-	LIQUOR, INTERNAL REV.
-	-	-	-	-	-	-	-	-	-	SELECTIVE SERVICE ACT
5	1	2	2	1	-	5	-	2	3	OTHER SPECIAL OFFENSES (FEDERAL STATUTES)
10,206	1,755	2,453	3,824	2,174	1,246	3,916	3,491	290	135	ALL DISTRICTS TOTAL
15	1	1	8	5	2	-	-	-	-	HOMICIDE
97	3	7	27	60	1	-	-	-	-	ROBBERY
152	43	39	58	12	16	16	16	-	-	ASSAULT
56	8	17	23	8	1	-	-	-	-	BURGLARY
1,444	281	408	495	260	180	318	315	2	1	LARCENY AND THEFT
935	107	219	394	215	22	20	16	4	-	EMBEZZLEMENT
2,409	390	677	883	459	93	224	56	106	52	FRAUD
108	3	19	49	36	5	4	4	-	-	AUTO THEFT
888	50	196	451	191	8	9	9	-	-	FORGERY, COUNTERFEIT.
17	1	4	9	3	4	5	5	-	-	SEX OFFENSES
337	66	59	94	118	10	20	18	2	-	MARIHUANA
881	96	167	349	269	15	7	4	1	2	NARCOTICS
322	24	71	143	84	12	15	13	2	-	WEAPONS AND FIREARMS
69	14	15	21	19	7	3	3	-	-	ESCAPE
547	267	112	112	56	555	2,477	2,448	21	8	OTHER GENERAL OFFENSES
855	63	155	375	262	222	16	11	3	2	IMMIGRATION LAWS
15	1	-	13	1	-	2	1	1	-	LIQUOR, INTERNAL REV.
-	-	-	-	-	-	-	-	-	-	SELECTIVE SERVICE ACT
1,052	337	287	320	118	93	780	562	148	70	OTHER SPECIAL OFFENSES (FEDERAL STATUTES)

Appendix Detail Table X-3
Type of Sentence for Convicted Criminal Defendants
1980

TABLE 3
UNITED STATES DISTRICT COURTS
TYPE OF SENTENCE FOR CONVICTED CRIMINAL DEFENDANTS
TWELVE MONTH PERIOD ENDED JUNE 30, 1980

DISTRICT AND OFFENSE	TOTAL CON-VICTED	TYPE OF IMPRISONMENT						TYPE OF PROBATION						SUS-PENDED SEN-TENCE	FINE ONLY
		TOTAL SEN-TENCED	ADULT			YOUTH CORREC-TIONS ACT	F.J. D.A.	TOTAL	ADULT			F.J. D.A.	NO SUPER-VISION		
			REGULAR	INDETER-MINATE	MIXED				IMME-DIATE	DELAYED	SPLIT				
NEW HAMPSHIRE TOTAL	41	10	9	-	1	-	-	25	20	-	5	-	-	-	6
AV. SENT.		88	96	-	24	-	-	23	29	-	3	-	-		
HOMICIDE	-	-	-	-	-	-	-	-	-	-	-	-	-	-	-
AV. SENT.		-	-	-	-	-	-	-	-	-	-	-	-		
ROBBERY	2	2	2	-	-	-	-	-	-	-	-	-	-	-	-
AV. SENT.		90	90	-	-	-	-	-	-	-	-	-	-		
ASSAULT	-	-	-	-	-	-	-	-	-	-	-	-	-	-	-
AV. SENT.		-	-	-	-	-	-	-	-	-	-	-	-		
BURGLARY	-	-	-	-	-	-	-	-	-	-	-	-	-	-	-
AV. SENT.		-	-	-	-	-	-	-	-	-	-	-	-		
LARCENY AND THEFT	1	-	-	-	-	-	-	1	1	-	-	-	-	-	-
AV. SENT.		-	-	-	-	-	-	36	36	-	-	-	-		
EMBEZZLEMENT	-	-	-	-	-	-	-	-	-	-	-	-	-	-	-
AV. SENT.		-	-	-	-	-	-	-	-	-	-	-	-		
FRAUD	14	1	-	-	1	-	-	11	9	-	2	-	-	-	2
AV. SENT.		24	-	-	24	-	-	25	30	-	3	-	-		
AUTO THEFT	2	-	-	-	-	-	-	2	1	-	1	-	-	-	-
AV. SENT.		-	-	-	-	-	-	13	24	-	2	-	-		
FORGERY, COUNTERFEIT.	2	-	-	-	-	-	-	2	2	-	-	-	-	-	-
AV. SENT.		-	-	-	-	-	-	30	30	-	-	-	-		
SEX OFFENSES	-	-	-	-	-	-	-	-	-	-	-	-	-	-	-
AV. SENT.		-	-	-	-	-	-	-	-	-	-	-	-		
MARIHUANA	4	3	3	-	-	-	-	1	1	-	-	-	-	-	-
AV. SENT.		44	44	-	-	-	-	60	60	-	-	-	-		
NARCOTICS	7	3	3	-	-	-	-	4	2	-	2	-	-	-	-
AV. SENT.		64	64	-	-	-	-	17	30	-	4	-	-		
WEAPONS AND FIREARMS	-	-	-	-	-	-	-	-	-	-	-	-	-	-	-
AV. SENT.		-	-	-	-	-	-	-	-	-	-	-	-		
ESCAPE	-	-	-	-	-	-	-	-	-	-	-	-	-	-	-
AV. SENT.		-	-	-	-	-	-	-	-	-	-	-	-		
OTHER GENERAL OFFENSES	2	1	1	-	-	-	-	1	1	-	-	-	-	-	-
AV. SENT.		360	360	-	-	-	-	24	24	-	-	-	-		
IMMIGRATION LAWS	-	-	-	-	-	-	-	-	-	-	-	-	-	-	-
AV. SENT.		-	-	-	-	-	-	-	-	-	-	-	-		
LIQUOR, INTERNAL REV.	-	-	-	-	-	-	-	-	-	-	-	-	-	-	-
AV. SENT.		-	-	-	-	-	-	-	-	-	-	-	-		
SELECTIVE SERVICE ACT	-	-	-	-	-	-	-	-	-	-	-	-	-	-	-
AV. SENT.		-	-	-	-	-	-	-	-	-	-	-	-		
OTHER SPECIAL OFFENSES	7	-	-	-	-	-	-	3	3	-	-	-	-	-	4
AV. SENT.		-	-	-	-	-	-	14	14	-	-	-	-		

TABLE 3
UNITED STATES DISTRICT COURTS
TYPE OF SENTENCE FOR CONVICTED CRIMINAL DEFENDANTS
TWELVE MONTH PERIOD ENDED JUNE 30, 1980

DISTRICT AND OFFENSE	TOTAL CON-VICTED	TYPE OF IMPRISONMENT						TYPE OF PROBATION						SUS-PENDED SEN-TENCE	FINE ONLY
		TOTAL SEN-TENCED	ADULT			YOUTH CORREC-TIONS ACT	F.J. D.A.	TOTAL	ADULT			F.J. D.A.	NO SUPER-VISION		
			REGULAR	INDETER-MINATE	MIXED				IMME-DIATE	DELAYED	SPLIT				
RHODE ISLAND															
TOTAL	66	19	18	-	1	-	-	45	33	-	10	-	2	-	2
AV. SENT.		41	38	-	84	-	-	13	16	-	3	-	15		
HOMICIDE	-	-	-	-	-	-	-	-	-	-	-	-	-	-	-
AV. SENT.		-	-	-	-	-	-	-	-	-	-	-	-		
ROBBERY	-	-	-	-	-	-	-	-	-	-	-	-	-	-	-
AV. SENT.		-	-	-	-	-	-	-	-	-	-	-	-		
ASSAULT	1	-	-	-	-	-	-	1	1	-	-	-	-	-	-
AV. SENT.		-	-	-	-	-	-	12	12	-	-	-	-		
BURGLARY	-	-	-	-	-	-	-	-	-	-	-	-	-	-	-
AV. SENT.		-	-	-	-	-	-	-	-	-	-	-	-		
LARCENY AND THEFT	15	3	3	-	-	-	-	12	7	-	3	-	2	-	-
AV. SENT.		28	28	-	-	-	-	11	14	-	4	-	15		
EMBEZZLEMENT	3	1	-	-	1	-	-	2	2	-	-	-	-	-	-
AV. SENT.		84	-	-	84	-	-	18	18	-	-	-	-		
FRAUD	24	3	3	-	-	-	-	19	13	-	6	-	-	-	2
AV. SENT.		37	37	-	-	-	-	11	14	-	2	-	-		
AUTO THEFT	2	-	-	-	-	-	-	2	2	-	-	-	-	-	-
AV. SENT.		-	-	-	-	-	-	24	24	-	-	-	-		
FORGERY, COUNTERFEIT.	9	6	6	-	-	-	-	3	3	-	-	-	-	-	-
AV. SENT.		44	44	-	-	-	-	34	34	-	-	-	-		
SEX OFFENSES	-	-	-	-	-	-	-	-	-	-	-	-	-	-	-
AV. SENT.		-	-	-	-	-	-	-	-	-	-	-	-		
MARIHUANA	-	-	-	-	-	-	-	-	-	-	-	-	-	-	-
AV. SENT.		-	-	-	-	-	-	-	-	-	-	-	-		
NARCOTICS	3	2	2	-	-	-	-	1	1	-	-	-	-	-	-
AV. SENT.		30	30	-	-	-	-	24	24	-	-	-	-		
WEAPONS AND FIREARMS	2	1	1	-	-	-	-	1	1	-	-	-	-	-	-
AV. SENT.		12	12	-	-	-	-	18	18	-	-	-	-		
ESCAPE	-	-	-	-	-	-	-	-	-	-	-	-	-	-	-
AV. SENT.		-	-	-	-	-	-	-	-	-	-	-	-		
OTHER GENERAL OFFENSES	2	1	1	-	-	-	-	1	-	-	1	-	-	-	-
AV. SENT.		120	120	-	-	-	-	6	-	-	6	-	-		
IMMIGRATION LAWS	-	-	-	-	-	-	-	-	-	-	-	-	-	-	-
AV. SENT.		-	-	-	-	-	-	-	-	-	-	-	-		
LIQUOR, INTERNAL REV.	-	-	-	-	-	-	-	-	-	-	-	-	-	-	-
AV. SENT.		-	-	-	-	-	-	-	-	-	-	-	-		
SELECTIVE SERVICE ACT	-	-	-	-	-	-	-	-	-	-	-	-	-	-	-
AV. SENT.		-	-	-	-	-	-	-	-	-	-	-	-		
OTHER SPECIAL OFFENSES	5	2	2	-	-	-	-	3	3	-	-	-	-	-	-
AV. SENT.		24	24	-	-	-	-	6	6	-	-	-	-		

TABLE 3
UNITED STATES DISTRICT COURTS
TYPE OF SENTENCE FOR CONVICTED CRIMINAL DEFENDANTS
TWELVE MONTH PERIOD ENDED JUNE 30, 1980

DISTRICT AND OFFENSE	TOTAL CON-VICTED	TYPE OF IMPRISONMENT						TYPE OF PROBATION						SUS-PENDED SEN-TENCE	FINE ONLY
		TOTAL SEN-TENCED	ADULT			YOUTH CORREC-TIONS ACT	F.J. D.A.	TOTAL	ADULT			F.J. D.A.	NO SUPER-VISION		
			REGULAR	INDETER-MINATE	MIXED				IMME-DIATE	DELAYED	SPLIT				
PUERTO RICO															
TOTAL	356	76	71	3	1	1	-	242	206	-	36	-	-	-	38
AV. SENT.		45	45	55	12	48	-	32	37	-	5	-	-		
HOMICIDE	-	-	-	-	-	-	-	-	-	-	-	-	-	-	-
AV. SENT.		-	-	-	-	-	-	-	-	-	-	-	-		
ROBBERY	-	-	-	-	-	-	-	-	-	-	-	-	-	-	-
AV. SENT.		-	-	-	-	-	-	-	-	-	-	-	-		
ASSAULT	1	-	-	-	-	-	-	1	1	-	-	-	-	-	-
AV. SENT.		-	-	-	-	-	-	36	36	-	-	-	-		
BURGLARY	-	-	-	-	-	-	-	-	-	-	-	-	-	-	-
AV. SENT.		-	-	-	-	-	-	-	-	-	-	-	-		
LARCENY AND THEFT	10	3	2	1	-	-	-	7	6	-	1	-	-	-	-
AV. SENT.		56	24	120	-	-	-	30	34	-	6	-	-		
EMBEZZLEMENT	5	-	-	-	-	-	-	5	5	-	-	-	-	-	-
AV. SENT.		-	-	-	-	-	-	48	48	-	-	-	-		
FRAUD	19	3	3	-	-	-	-	14	12	-	2	-	-	-	2
AV. SENT.		28	28	-	-	-	-	28	33	-	4	-	-		
AUTO THEFT	-	-	-	-	-	-	-	-	-	-	-	-	-	-	-
AV. SENT.		-	-	-	-	-	-	-	-	-	-	-	-		
FORGERY, COUNTERFEIT.	10	6	5	-	-	1	-	4	3	-	1	-	-	-	-
AV. SENT.		34	31	-	-	48	-	34	44	-	6	-	-		
SEX OFFENSES	-	-	-	-	-	-	-	-	-	-	-	-	-	-	-
AV. SENT.		-	-	-	-	-	-	-	-	-	-	-	-		
MARIHUANA	40	19	17	2	-	-	-	21	5	-	16	-	-	-	-
AV. SENT.		33	34	22	-	-	-	18	60	-	6	-	-		
NARCOTICS	35	31	30	-	1	-	-	4	4	-	-	-	-	-	-
AV. SENT.		69	71	-	12	-	-	54	54	-	-	-	-		
WEAPONS AND FIREARMS	-	-	-	-	-	-	-	-	-	-	-	-	-	-	-
AV. SENT.		-	-	-	-	-	-	-	-	-	-	-	-		
ESCAPE	1	-	-	-	-	-	-	1	1	-	-	-	-	-	-
AV. SENT.		-	-	-	-	-	-	48	48	-	-	-	-		
OTHER GENERAL OFFENSES	1	1	1	-	-	-	-	-	-	-	-	-	-	-	-
AV. SENT.		108	108	-	-	-	-	-	-	-	-	-	-		
IMMIGRATION LAWS	162	5	5	-	-	-	-	157	141	-	16	-	-	-	-
AV. SENT.		16	16	-	-	-	-	34	38	-	4	-	-		
LIQUOR, INTERNAL REV.	-	-	-	-	-	-	-	-	-	-	-	-	-	-	-
AV. SENT.		-	-	-	-	-	-	-	-	-	-	-	-		
SELECTIVE SERVICE ACT	-	-	-	-	-	-	-	-	-	-	-	-	-	-	-
AV. SENT.		-	-	-	-	-	-	-	-	-	-	-	-		
OTHER SPECIAL OFFENSES	72	8	8	-	-	-	-	28	28	-	-	-	-	-	36
AV. SENT.		5	5	-	-	-	-	26	26	-	-	-	-		

TABLE 3
UNITED STATES DISTRICT COURTS
TYPE OF SENTENCE FOR CONVICTED CRIMINAL DEFENDANTS
TWELVE MONTH PERIOD ENDED JUNE 30, 1980

DISTRICT AND OFFENSE	TOTAL CON-VICTED	TYPE OF IMPRISONMENT						TYPE OF PROBATION						SUS-PENDED SEN-TENCE	FINE ONLY
		TOTAL SEN-TENCED	ADULT			YOUTH CORREC-TIONS ACT	F.J. D.A.	TOTAL	ADULT			F.J. D.A.	NO SUPER-VISION		
			REGULAR	INDETER-MINATE	MIXED				IMME-DIATE	DELAYED	SPLIT				
CONNECTICUT															
TOTAL	141	32	24	-	8	-	-	96	77	1	18	-	-	1	12
AV. SENT.		37	37	-	38	-	-	26	31	36	3	-	-		
HOMICIDE	-	-	-	-	-	-	-	-	-	-	-	-	-	-	-
AV. SENT.		-	-	-	-	-	-	-	-	-	-	-	-		
ROBBERY	1	1	1	-	-	-	-	-	-	-	-	-	-	-	-
AV. SENT.		186	186	-	-	-	-	-	-	-	-	-	-		
ASSAULT	-	-	-	-	-	-	-	-	-	-	-	-	-	-	-
AV. SENT.		-	-	-	-	-	-	-	-	-	-	-	-		
BURGLARY	-	-	-	-	-	-	-	-	-	-	-	-	-	-	-
AV. SENT.		-	-	-	-	-	-	-	-	-	-	-	-		
LARCENY AND THEFT	21	7	3	-	4	-	-	14	10	1	3	-	-	-	-
AV. SENT.		42	30	-	51	-	-	28	34	36	4	-	-		
EMBEZZLEMENT	15	1	-	-	1	-	-	13	9	-	4	-	-		1
AV. SENT.		36	-	-	36	-	-	22	30	-	4	-	-		
FRAUD	54	8	7	-	1	-	-	39	34	-	5	-	-	-	7
AV. SENT.		20	20	-	18	-	-	22	25	-	2	-	-		
AUTO THEFT	-	-	-	-	-	-	-	-	-	-	-	-	-	-	-
AV. SENT.		-	-	-	-	-	-	-	-	-	-	-	-		
FORGERY, COUNTERFEIT.	7	1	-	-	1	-	-	6	4	-	2	-	-	-	-
AV. SENT.		24	-	-	24	-	-	27	39	-	4	-	-		
SEX OFFENSES	-	-	-	-	-	-	-	-	-	-	-	-	-	-	-
AV. SENT.		-	-	-	-	-	-	-	-	-	-	-	-		
MARIHUANA	-	-	-	-	-	-	-	-	-	-	-	-	-	-	-
AV. SENT.		-	-	-	-	-	-	-	-	-	-	-	-		
NARCOTICS	18	9	9	-	-	-	-	9	9	-	-	-	-	-	-
AV. SENT.		44	44	-	-	-	-	41	41	-	-	-	-		
WEAPONS AND FIREARMS	6	1	-	-	1	-	-	5	4	-	1	-	-	-	-
AV. SENT.		24	-	-	24	-	-	49	60	-	5	-	-		
ESCAPE	2	2	2	-	-	-	-	-	-	-	-	-	-	-	-
AV. SENT.		28	28	-	-	-	-	-	-	-	-	-	-		
OTHER GENERAL OFFENSES	3	-	-	-	-	-	-	3	1	-	2	-	-	-	-
AV. SENT.		-	-	-	-	-	-	22	60	-	3	-	-		
IMMIGRATION LAWS	2	1	1	-	-	-	-	-	-	-	-	-	-	1	-
AV. SENT.		6	6	-	-	-	-	-	-	-	-	-	-		
LIQUOR, INTERNAL REV.	-	-	-	-	-	-	-	-	-	-	-	-	-	-	-
AV. SENT.		-	-	-	-	-	-	-	-	-	-	-	-		
SELECTIVE SERVICE ACT	-	-	-	-	-	-	-	-	-	-	-	-	-	-	-
AV. SENT.		-	-	-	-	-	-	-	-	-	-	-	-		
OTHER SPECIAL OFFENSES	12	1	1	-	-	-	-	7	6	-	1	-	-	-	4
AV. SENT.		12	12	-	-	-	-	18	21	-	1	-	-		

TABLE 3
UNITED STATES DISTRICT COURTS
TYPE OF SENTENCE FOR CONVICTED CRIMINAL DEFENDANTS
TWELVE MONTH PERIOD ENDED JUNE 30, 1980

DISTRICT AND OFFENSE	TOTAL CON-VICTED	TYPE OF IMPRISONMENT						TYPE OF PROBATION						SUS-PENDED SEN-TENCE	FINE ONLY
		TOTAL SEN-TENCED	ADULT			YOUTH CORREC-TIONS ACT	F.J. D.A.	TOTAL	ADULT			F.J. D.A.	NO SUPER-VISION		
			REGULAR	INDETER-MINATE	MIXED				IMME-DIATE	DELAYED	SPLIT				
NEW YORK NORTHERN															
TOTAL	128	35	32	-	1	2	-	85	80	-	3	-	2	1	7
AV. SENT.		14	12	-	36	48	-	20	20	-	4	-	9		
HOMICIDE	-	-	-	-	-	-	-	-	-	-	-	-	-	-	-
AV. SENT.		-	-	-	-	-	-	-	-	-	-	-	-		
ROBBERY	1	1	-	-	-	1	-	-	-	-	-	-	-	-	-
AV. SENT.		48	-	-	-	48	-	-	-	-	-	-	-		
ASSAULT	-	-	-	-	-	-	-	-	-	-	-	-	-	-	-
AV. SENT.		-	-	-	-	-	-	-	-	-	-	-	-		
BURGLARY	-	-	-	-	-	-	-	-	-	-	-	-	-	-	-
AV. SENT.		-	-	-	-	-	-	-	-	-	-	-	-		
LARCENY AND THEFT	7	2	2	-	-	-	-	5	5	-	-	-	-	-	-
AV. SENT.		12	12	-	-	-	-	19	19	-	-	-	-		
EMBEZZLEMENT	21	2	2	-	-	-	-	19	17	-	-	-	2	-	-
AV. SENT.		24	24	-	-	-	-	20	22	-	-	-	9		
FRAUD	35	6	5	-	1	-	-	28	28	-	-	-	-	-	1
AV. SENT.		15	10	-	36	-	-	26	26	-	-	-	-		
AUTO THEFT	2	2	2	-	-	-	-	-	-	-	-	-	-	-	-
AV. SENT.		24	24	-	-	-	-	-	-	-	-	-	-		
FORGERY, COUNTERFEIT.	5	1	1	-	-	-	-	5	5	-	-	-	-	-	-
AV. SENT.		24	24	-	-	-	-	13	13	-	-	-	-		
SEX OFFENSES	-	-	-	-	-	-	-	-	-	-	-	-	-	-	-
AV. SENT.		-	-	-	-	-	-	-	-	-	-	-	-		
MARIHUANA	5	5	4	-	-	1	-	-	-	-	-	-	-	-	-
AV. SENT.		31	27	-	-	48	-	-	-	-	-	-	-		
NARCOTICS	7	5	5	-	-	-	-	2	2	-	-	-	-	-	-
AV. SENT.		8	8	-	-	-	-	30	30	-	-	-	-		
WEAPONS AND FIREARMS	4	1	1	-	-	-	-	3	2	-	1	-	-	-	-
AV. SENT.		12	12	-	-	-	-	18	24	-	8	-	-		
ESCAPE	-	-	-	-	-	-	-	-	-	-	-	-	-	-	-
AV. SENT.		-	-	-	-	-	-	-	-	-	-	-	-		
OTHER GENERAL OFFENSES	4	-	-	-	-	-	-	1	-	-	1	-	-	-	3
AV. SENT.		-	-	-	-	-	-	5	-	-	5	-	-		
IMMIGRATION LAWS	25	9	9	-	-	-	-	15	15	-	-	-	-	1	-
AV. SENT.		3	3	-	-	-	-	14	14	-	-	-	-		
LIQUOR, INTERNAL REV.	-	-	-	-	-	-	-	-	-	-	-	-	-	-	-
AV. SENT.		-	-	-	-	-	-	-	-	-	-	-	-		
SELECTIVE SERVICE ACT	-	-	-	-	-	-	-	-	-	-	-	-	-	-	-
AV. SENT.		-	-	-	-	-	-	-	-	-	-	-	-		
OTHER SPECIAL OFFENSES	11	1	1	-	-	-	-	7	6	-	1	-	-	-	3
AV. SENT.		1	1	-	-	-	-	12	14	-	3	-	-		

TABLE 3
UNITED STATES DISTRICT COURTS
TYPE OF SENTENCE FOR CONVICTED CRIMINAL DEFENDANTS
TWELVE MONTH PERIOD ENDED JUNE 30, 1980

DISTRICT AND OFFENSE	TOTAL CON-VICTED	TYPE OF IMPRISONMENT						TYPE OF PROBATION						SUS-PENDED SEN-TENCE	FINE ONLY
		TOTAL SEN-TENCED	ADULT			YOUTH CORREC-TIONS ACT	F.J. D.A.	TOTAL	ADULT			F.J. D.A.	NO SUPER-VISION		
			REGULAR	INDETER-MINATE	MIXED				IMME-DIATE	DELAYED	SPLIT				
NEW YORK EASTERN TOTAL	713	328	248	33	13	34	-	368	267	-	71	-	10	3	14
AV. SENT.		63	63	72	73	54	-	29	36	-	3	-	14		
HOMICIDE	-	-	-	-	-	-	-	-	-	-	-	-	-	-	-
AV. SENT.		-	-	-	-	-	-	-	-	-	-	-	-		
ROBBERY	44	37	25	2	1	9	-	7	7	-	-	-	-	-	-
AV. SENT.		124	135	126	300	72	-	56	56	-	-	-	-		
ASSAULT	6	2	-	1	1	-	-	4	4	-	-	-	-	-	-
AV. SENT.		84	-	72	96	-	-	36	36	-	-	-	-		
BURGLARY	2	2	-	-	-	2	-	-	-	-	-	-	-	-	-
AV. SENT.		48	-	-	-	48	-	-	-	-	-	-	-		
LARCENY AND THEFT	123	45	37	4	3	1	-	77	64	-	12	-	1	-	1
AV. SENT.		34	30	63	38	48	-	28	33	-	3	-	18		
EMBEZZLEMENT	14	1	1	-	-	-	-	12	8	-	4	-	-	1	-
AV. SENT.		30	30	-	-	-	-	22	32	-	1	-	-		
FRAUD	138	23	22	-	1	-	-	104	77	-	21	-	6	1	10
AV. SENT.		31	31	-	36	-	-	23	30	-	3	-	15		
AUTO THEFT	2	1	1	-	-	-	-	1	1	-	-	-	-	-	-
AV. SENT.		18	18	-	-	-	-	48	48	-	-	-	-		
FORGERY, COUNTERFEIT,	33	13	10	3	-	-	-	20	17	-	3	-	-	-	-
AV. SENT.		39	37	48	-	-	-	41	48	-	6	-	-		
SEX OFFENSES	-	-	-	-	-	-	-	-	-	-	-	-	-	-	-
AV, SENT.		-	-	-	-	-	-	-	-	-	-	-	-		
MARIHUANA	13	8	5	-	-	3	-	5	4	-	1	-	-	-	-
AV. SENT.		55	60	-	-	48	-	39	48	-	3	-	-		
NARCOTICS	221	164	123	21	1	19	-	57	45	-	12	-	-	-	-
AV. SENT.		67	71	65	60	48	-	42	51	-	5	-	-		
WEAPONS AND FIREARMS	16	4	4	-	-	-	-	12	10	-	2	-	-	-	-
AV. SENT.		24	24	-	-	-	-	35	40	-	6	-	-		
ESCAPE	3	1	1	-	-	-	-	2	2	-	-	-	-	-	-
AV. SENT.		24	24	-	-	-	-	60	60	-	-	-	-		
OTHER GENERAL OFFENSES	38	15	7	2	6	-	-	21	10	-	10	-	1	-	2
AV. SENT.		87	95	150	58	-	-	17	31	-	4	-	12		
IMMIGRATION LAWS	10	3	3	-	-	-	-	7	2	-	4	-	1	-	-
AV. SENT.		22	22	-	-	-	-	16	36	-	5	-	24		
LIQUOR, INTERNAL REV.	-	-	-	-	-	-	-	-	-	-	-	-	-	-	-
AV. SENT.		-	-	-	-	-	-	-	-	-	-	-	-		
SELECTIVE SERVICE ACT	-	-	-	-	-	-	-	-	-	-	-	-	-	-	-
AV. SENT.		-	-	-	-	-	-	-	-	-	-	-	-		
OTHER SPECIAL OFFENSES	50	9	9	-	-	-	-	39	36	-	2	-	1	-	1
AV. SENT.		25	25	-	-	-	-	23	24	-	3	-	1		

TABLE 3
UNITED STATES DISTRICT COURTS
TYPE OF SENTENCE FOR CONVICTED CRIMINAL DEFENDANTS
TWELVE MONTH PERIOD ENDED JUNE 30, 1980

DISTRICT AND OFFENSE	TOTAL CON-VICTED	TYPE OF IMPRISONMENT						TYPE OF PROBATION						SUS-PENDED SEN-TENCE	FINE ONLY
		TOTAL SEN-TENCED	ADULT			YOUTH CORREC-TIONS ACT	F.J. D.A.	TOTAL	ADULT			F.J. D.A.	NO SUPER-VISION		
			REGULAR	INDETER-MINATE	MIXED				IMME-DIATE	DELAYED	SPLIT				
NEW YORK SOUTHERN TOTAL	1,084	456	357	3	74	22	-	597	442	5	121	-	29	2	29
AV. SENT.		53	56	116	40	51	-	26	31	30	4	-	41		
HOMICIDE	-	-	-	-	-	-	-	-	-	-	-	-	-	-	-
AV. SENT.		-	-	-	-	-	-	-	-	-	-	-	-		
ROBBERY	58	54	43	3	6	2	-	4	2	-	2	-	-	-	-
AV. SENT.		121	131	116	73	48	-	21	36	-	6	-	-		
ASSAULT	4	2	2	-	-	-	-	2	2	-	-	-	-	-	-
AV. SENT.		7	7	-	-	-	-	18	18	-	-	-	-		
BURGLARY	1	-	-	-	-	-	-	1	1	-	-	-	-	-	-
AV. SENT.		-	-	-	-	-	-	36	36	-	-	-	-		
LARCENY AND THEFT	130	45	28	-	16	1	-	84	53	-	29	-	2	-	1
AV. SENT.		41	38	-	46	48	-	23	34	-	4	-	7		
EMBEZZLEMENT	49	7	4	-	2	1	-	42	40	-	1	-	1	-	-
AV. SENT.		26	24	-	21	48	-	37	38	-	2	-	60		
FRAUD	262	70	49	-	21	-	-	178	143	1	25	-	9	-	14
AV. SENT.		27	26	-	30	-	-	26	29	24	3	-	38		
AUTO THEFT	8	5	1	-	4	-	-	3	2	-	1	-	-	-	-
AV. SENT.		43	60	-	39	-	-	22	30	-	6	-	-		
FORGERY, COUNTERFEIT,	89	31	25	-	4	2	-	58	40	2	16	-	-	-	-
AV. SENT.		30	26	-	51	48	-	23	30	30	5	-	-		
SEX OFFENSES	-	-	-	-	-	-	-	-	-	-	-	-	-	-	-
AV. SENT.		-	-	-	-	-	-	-	-	-	-	-	-		
MARIHUANA	4	-	-	-	-	-	-	4	4	-	-	-	-	-	-
AV. SENT.		-	-	-	-	-	-	27	27	-	-	-	-		
NARCOTICS	224	194	171	-	8	15	-	129	95	-	31	-	2	1	-
AV. SENT.		56	57	-	41	52	-	28	35	-	4	-	42		
WEAPONS AND FIREARMS	24	9	6	-	2	1	-	15	10	1	3	-	1	-	-
AV. SENT.		38	40	-	30	48	-	37	42	60	6	-	60		
ESCAPE	14	6	5	-	1	-	-	8	2	1	5	-	-	-	-
AV. SENT.		18	18	-	18	-	-	9	24	6	3	-	-		
OTHER GENERAL OFFENSES	31	15	11	-	4	-	-	12	8	-	1	-	3	-	4
AV. SENT.		78	94	-	32	-	-	26	22	-	3	-	44		
IMMIGRATION LAWS	21	6	6	-	-	-	-	13	6	-	1	-	6	-	2
AV. SENT.		12	12	-	-	-	-	41	34	-	1	-	56		
LIQUOR, INTERNAL REV.	-	-	-	-	-	-	-	-	-	-	-	-	-	-	-
AV. SENT.		-	-	-	-	-	-	-	-	-	-	-	-		
SELECTIVE SERVICE ACT	-	-	-	-	-	-	-	-	-	-	-	-	-	-	-
AV. SENT.		-	-	-	-	-	-	-	-	-	-	-	-		
OTHER SPECIAL OFFENSES	65	12	6	-	6	-	-	44	33	-	6	-	5	1	8
AV. SENT.		22	10	-	35	-	-	21	22	-	4	-	36		

TABLE 3
UNITED STATES DISTRICT COURTS
TYPE OF SENTENCE FOR CONVICTED CRIMINAL DEFENDANTS
TWELVE MONTH PERIOD ENDED JUNE 30, 1980

DISTRICT AND OFFENSE	TOTAL CON-VICTED	TYPE OF IMPRISONMENT						TYPE OF PROBATION						SUS-PENDED SEN-TENCE	FINE ONLY
		TOTAL SEN-TENCED	ADULT			YOUTH CORREC-TIONS ACT	F.J. D.A.	TOTAL	ADULT			F.J. D.A.	NO SUPER-VISION		
			REGULAR	INDETER-MINATE	MIXED				IMME-DIATE	DELAYED	SPLIT				
NEW YORK WESTERN TOTAL	215	77	63	6	3	5	-	120	107	-	10	1	2	-	18
AV. SENT.		67	66	55	84	81	-	26	28	-	5	12	48		
HOMICIDE	-	-	-	-	-	-	-	-	-	-	-	-	-	-	-
AV. SENT.		-	-	-	-	-	-	-	-	-	-	-	-		
ROBBERY	8	6	5	-	1	-	-	2	2	-	-	-	-	-	-
AV. SENT.		106	103	-	120	-	-	42	42	-	-	-	-		
ASSAULT	-	-	-	-	-	-	-	-	-	-	-	-	-	-	-
AV. SENT.		-	-	-	-	-	-	-	-	-	-	-	-		
BURGLARY	-	-	-	-	-	-	-	-	-	-	-	-	-	-	-
AV. SENT.		-	-	-	-	-	-	-	-	-	-	-	-		
LARCENY AND THEFT	30	14	10	1	-	3	-	16	14	-	2	-	-	-	-
AV. SENT.		86	85	48	-	104	-	21	24	-	6	-	-		
EMBEZZLEMENT	14	5	4	1	-	-	-	9	9	-	-	-	-	-	-
AV. SENT.		22	18	42	-	-	-	27	27	-	-	-	-		
FRAUD	71	16	14	-	1	1	-	43	36	-	6	1	-	-	12
AV. SENT.		31	23	-	120	48	-	27	31	-	4	12	-		
AUTO THEFT	2	1	1	-	-	-	-	1	1	-	-	-	-	-	-
AV. SENT.		24	24	-	-	-	-	36	36	-	-	-	-		
FORGERY, COUNTERFEIT.	9	7	4	1	1	1	-	2	2	-	-	-	-	-	-
AV. SENT.		56	69	60	12	48	-	36	36	-	-	-	-		
SEX OFFENSES	1	-	-	-	-	-	-	1	-	-	-	-	1	-	-
AV. SENT.		-	-	-	-	-	-	60	-	-	-	-	60		
MARIHUANA	-	-	-	-	-	-	-	-	-	-	-	-	-	-	-
AV. SENT.		-	-	-	-	-	-	-	-	-	-	-	-		
NARCOTICS	21	11	11	-	-	-	-	10	10	-	-	-	-	-	-
AV. SENT.		28	28	-	-	-	-	37	37	-	-	-	-		
WEAPONS AND FIREARMS	10	6	4	2	-	-	-	4	2	-	2	-	-	-	-
AV. SENT.		128	171	42	-	-	-	24	42	-	6	-	-		
ESCAPE	-	-	-	-	-	-	-	-	-	-	-	-	-	-	-
AV. SENT.		-	-	-	-	-	-	-	-	-	-	-	-		
OTHER GENERAL OFFENSES	7	6	6	-	-	-	-	1	1	-	-	-	-	-	-
AV. SENT.		181	181	-	-	-	-	36	36	-	-	-	-		
IMMIGRATION LAWS	5	1	1	-	-	-	-	4	3	-	-	-	1	-	-
AV. SENT.		18	18	-	-	-	-	30	28	-	-	-	36		
LIQUOR, INTERNAL REV.	-	-	-	-	-	-	-	-	-	-	-	-	-	-	-
AV. SENT.		-	-	-	-	-	-	-	-	-	-	-	-		
SELECTIVE SERVICE ACT	-	-	-	-	-	-	-	-	-	-	-	-	-	-	-
AV. SENT.		-	-	-	-	-	-	-	-	-	-	-	-		
OTHER SPECIAL OFFENSES	37	4	3	1	-	-	-	27	27	-	-	-	-	-	6
AV. SENT.		33	13	96	-	-	-	19	19	-	-	-	-		

TABLE 3
UNITED STATES DISTRICT COURTS
TYPE OF SENTENCE FOR CONVICTED CRIMINAL DEFENDANTS
TWELVE MONTH PERIOD ENDED JUNE 30, 1980

DISTRICT AND OFFENSE	TOTAL CON-VICTED	TYPE OF IMPRISONMENT						TYPE OF PROBATION						SUS-PENDED SEN-TENCE	FINE ONLY
		TOTAL SEN-TENCED	ADULT			YOUTH CORREC-TIONS ACT	F.J. D.A.	TOTAL	ADULT			F.J. D.A.	NO SUPER-VISION		
			REGULAR	INDETER-MINATE	MIXED				IMME-DIATE	DELAYED	SPLIT				
VERMONT TOTAL	54	19	18	-	-	1	-	30	22	-	6	-	-	3	2
AV. SENT.		35	34	-	-	48	-	23	31	-	4	-	-		
HOMICIDE	-	-	-	-	-	-	-	-	-	-	-	-	-	-	-
AV. SENT.		-	-	-	-	-	-	-	-	-	-	-	-		
ROBBERY	3	2	2	-	-	-	-	1	1	-	-	-	-	-	-
AV. SENT.		171	171	-	-	-	-	36	36	-	-	-	-		
ASSAULT	-	-	-	-	-	-	-	-	-	-	-	-	-	-	-
AV. SENT.		-	-	-	-	-	-	-	-	-	-	-	-		
BURGLARY	-	-	-	-	-	-	-	-	-	-	-	-	-	-	-
AV. SENT.		-	-	-	-	-	-	-	-	-	-	-	-		
LARCENY AND THEFT	1	-	-	-	-	-	-	1	-	-	1	-	-	-	-
AV. SENT.		-	-	-	-	-	-	6	-	-	6	-	-		
EMBEZZLEMENT	1	-	-	-	-	-	-	1	1	-	-	-	-	-	-
AV. SENT.		-	-	-	-	-	-	36	36	-	-	-	-		
FRAUD	4	-	-	-	-	-	-	3	1	-	2	-	-	-	1
AV. SENT.		-	-	-	-	-	-	14	36	-	3	-	-		
AUTO THEFT	-	-	-	-	-	-	-	-	-	-	-	-	-	-	-
AV. SENT.		-	-	-	-	-	-	-	-	-	-	-	-		
FORGERY, COUNTERFEIT.	1	-	-	-	-	-	-	1	1	-	-	-	-	-	-
AV. SENT.		-	-	-	-	-	-	36	36	-	-	-	-		
SEX OFFENSES	-	-	-	-	-	-	-	-	-	-	-	-	-	-	-
AV. SENT.		-	-	-	-	-	-	-	-	-	-	-	-		
MARIHUANA	2	2	2	-	-	-	-	-	-	-	-	-	-	-	-
AV. SENT.		20	20	-	-	-	-	-	-	-	-	-	-		
NARCOTICS	5	2	1	-	-	1	-	3	3	-	-	-	-	-	-
AV. SENT.		48	48	-	-	48	-	36	36	-	-	-	-		
WEAPONS AND FIREARMS	2	2	2	-	-	-	-	-	-	-	-	-	-	-	-
AV. SENT.		48	48	-	-	-	-	-	-	-	-	-	-		
ESCAPE	-	-	-	-	-	-	-	-	-	-	-	-	-	-	-
AV. SENT.		-	-	-	-	-	-	-	-	-	-	-	-		
OTHER GENERAL OFFENSES	-	-	-	-	-	-	-	-	-	-	-	-	-	-	-
AV. SENT.		-	-	-	-	-	-	-	-	-	-	-	-		
IMMIGRATION LAWS	29	10	10	-	-	-	-	16	14	-	2	-	-	3	-
AV. SENT.		7	7	-	-	-	-	25	28	-	3	-	-		
LIQUOR, INTERNAL REV.	-	-	-	-	-	-	-	-	-	-	-	-	-	-	-
AV. SENT.		-	-	-	-	-	-	-	-	-	-	-	-		
SELECTIVE SERVICE ACT	-	-	-	-	-	-	-	-	-	-	-	-	-	-	-
AV. SENT.		-	-	-	-	-	-	-	-	-	-	-	-		
OTHER SPECIAL OFFENSES	6	1	1	-	-	-	-	4	1	-	3	-	-	-	1
AV. SENT.		18	18	-	-	-	-	12	36	-	4	-	-		

TABLE 3
UNITED STATES DISTRICT COURTS
TYPE OF SENTENCE FOR CONVICTED CRIMINAL DEFENDANTS
TWELVE MONTH PERIOD ENDED JUNE 30, 1980

DISTRICT AND OFFENSE	TOTAL CON-VICTED	TYPE OF IMPRISONMENT						TYPE OF PROBATION						SUS-PENDED SEN-TENCE	FINE ONLY
		TOTAL SEN-TENCED	ADULT			YOUTH CORREC-TIONS ACT	F.J. D.A.	TOTAL	ADULT			F.J. D.A.	NO SUPER-VISION		
			REGULAR	INDETER-MINATE	MIXED				IMME-DIATE	DELAYED	SPLIT				
DELAWARE															
TOTAL	62	28	21	1	-	6	-	30	25	-	5	-	-	-	4
AV. SENT.		57	59	60	-	48	-	24	28	-	2	-	-		
HOMICIDE	-	-	-	-	-	-	-	-	-	-	-	-	-	-	-
AV. SENT.		-	-	-	-	-	-	-	-	-	-	-	-		
ROBBERY	3	2	2	-	-	-	-	1	-	-	1	-	-	-	-
AV. SENT.		210	210	-	-	-	-	3	-	-	3	-	-		
ASSAULT	-	-	-	-	-	-	-	-	-	-	-	-	-	-	-
AV. SENT.		-	-	-	-	-	-	-	-	-	-	-	-		
BURGLARY	-	-	-	-	-	-	-	-	-	-	-	-	-	-	-
AV. SENT.		-	-	-	-	-	-	-	-	-	-	-	-		
LARCENY AND THEFT	7	3	2	-	-	1	-	4	4	-	-	-	-	-	-
AV. SENT.		48	48	-	-	48	-	30	30	-	-	-	-		
EMBEZZLEMENT	3	-	-	-	-	-	-	3	1	-	2	-	-	-	-
AV. SENT.		-	-	-	-	-	-	13	36	-	1	-	-		
FRAUD	15	3	2	1	-	-	-	10	9	-	1	-	-	-	2
AV. SENT.		40	30	60	-	-	-	19	21	-	1	-	-		
AUTO THEFT	5	4	2	-	-	2	-	-	-	-	-	-	-	-	1
AV. SENT.		54	60	-	-	48	-	-	-	-	-	-	-		
FORGERY, COUNTERFEIT.	4	3	3	-	-	-	-	1	1	-	-	-	-	-	-
AV. SENT.		42	42	-	-	-	-	36	36	-	-	-	-		
SEX OFFENSES	-	-	-	-	-	-	-	-	-	-	-	-	-	-	-
AV. SENT.		-	-	-	-	-	-	-	-	-	-	-	-		
MARIHUANA	1	1	-	-	-	1	-	-	-	-	-	-	-	-	-
AV. SENT.		48	-	-	-	48	-	-	-	-	-	-	-		
NARCOTICS	14	12	10	-	-	2	-	2	2	-	-	-	-	-	-
AV. SENT.		44	43	-	-	48	-	36	36	-	-	-	-		
WEAPONS AND FIREARMS	6	-	-	-	-	-	-	6	5	-	1	-	-	-	-
AV. SENT.		-	-	-	-	-	-	39	45	-	6	-	-		
ESCAPE	-	-	-	-	-	-	-	-	-	-	-	-	-	-	-
AV. SENT.		-	-	-	-	-	-	-	-	-	-	-	-		
OTHER GENERAL OFFENSES	-	-	-	-	-	-	-	-	-	-	-	-	-	-	-
AV. SENT.		-	-	-	-	-	-	-	-	-	-	-	-		
IMMIGRATION LAWS	-	-	-	-	-	-	-	-	-	-	-	-	-	-	-
AV. SENT.		-	-	-	-	-	-	-	-	-	-	-	-		
LIQUOR, INTERNAL REV.	-	-	-	-	-	-	-	-	-	-	-	-	-	-	-
AV. SENT.		-	-	-	-	-	-	-	-	-	-	-	-		
SELECTIVE SERVICE ACT	-	-	-	-	-	-	-	-	-	-	-	-	-	-	-
AV. SENT.		-	-	-	-	-	-	-	-	-	-	-	-		
OTHER SPECIAL OFFENSES	4	-	-	-	-	-	-	3	3	-	-	-	-	-	1
AV. SENT.		-	-	-	-	-	-	12	12	-	-	-	-		

TABLE 3
UNITED STATES DISTRICT COURTS
TYPE OF SENTENCE FOR CONVICTED CRIMINAL DEFENDANTS
TWELVE MONTH PERIOD ENDED JUNE 30, 1980

DISTRICT AND OFFENSE	TOTAL CON-VICTED	TYPE OF IMPRISONMENT						TYPE OF PROBATION						SUS-PENDED SEN-TENCE	FINE ONLY
		TOTAL SEN-TENCED	ADULT			YOUTH CORREC-TIONS ACT	F.J. D.A.	TOTAL	ADULT			F.J. D.A.	NO SUPER-VISION		
			REGULAR	INDETER-MINATE	MIXED				IMME-DIATE	DELAYED	SPLIT				
NEW JERSEY															
TOTAL	620	210	181	11	15	3	-	373	314	1	49	-	9	1	36
AV. SENT.		49	49	60	33	54	-	26	29	60	4	-	27		
HOMICIDE	-	-	-	-	-	-	-	-	-	-	-	-	-	-	-
AV. SENT.		-	-	-	-	-	-	-	-	-	-	-	-		
ROBBERY	24	23	19	3	-	1	-	1	1	-	-	-	-	-	-
AV. SENT.		162	170	132	-	96	-	60	60	-	-	-	-		
ASSAULT	7	2	1	-	-	1	-	4	4	-	-	-	-	-	1
AV. SENT.		33	18	-	-	48	-	15	15	-	-	-	-		
BURGLARY	2	-	-	-	-	-	-	2	2	-	-	-	-	-	-
AV. SENT.		-	-	-	-	-	-	36	36	-	-	-	-		
LARCENY AND THEFT	65	26	22	3	1	-	-	35	30	-	5	-	-	1	3
AV. SENT.		36	29	64	96	-	-	28	31	-	5	-	-		
EMBEZZLEMENT	27	1	1	-	-	-	-	24	22	-	2	-	-	-	2
AV. SENT.		48	48	-	-	-	-	34	36	-	4	-	-		
FRAUD	230	55	49	1	5	-	-	165	146	-	13	-	6	-	10
AV. SENT.		19	18	18	26	-	-	24	26	-	3	-	20		
AUTO THEFT	6	2	2	-	-	-	-	4	3	-	1	-	-	-	-
AV. SENT.		15	15	-	-	-	-	40	52	-	6	-	-		
FORGERY, COUNTERFEIT.	74	24	18	2	3	1	-	50	41	1	7	-	1	-	-
AV. SENT.		30	31	30	20	48	-	33	37	60	2	-	60		
SEX OFFENSES	-	-	-	-	-	-	-	-	-	-	-	-	-	-	-
AV. SENT.		-	-	-	-	-	-	-	-	-	-	-	-		
MARIHUANA	23	12	12	-	-	-	-	11	3	-	8	-	-	-	-
AV. SENT.		27	27	-	-	-	-	12	28	-	6	-	-		
NARCOTICS	36	19	17	2	-	-	-	17	14	-	2	-	1	-	-
AV. SENT.		38	39	30	-	-	-	29	31	-	3	-	60		
WEAPONS AND FIREARMS	13	5	5	-	-	-	-	8	8	-	-	-	-	-	-
AV. SENT.		36	36	-	-	-	-	36	36	-	-	-	-		
ESCAPE	1	1	1	-	-	-	-	-	-	-	-	-	-	-	-
AV. SENT.		12	12	-	-	-	-	-	-	-	-	-	-		
OTHER GENERAL OFFENSES	51	32	26	-	6	-	-	14	8	-	6	-	-	-	5
AV. SENT.		74	84	-	35	-	-	17	27	-	5	-	-		
IMMIGRATION LAWS	12	2	2	-	-	-	-	10	6	-	4	-	-	-	-
AV. SENT.		13	13	-	-	-	-	15	24	-	3	-	-		
LIQUOR, INTERNAL REV.	-	-	-	-	-	-	-	-	-	-	-	-	-	-	-
AV. SENT.		-	-	-	-	-	-	-	-	-	-	-	-		
SELECTIVE SERVICE ACT	-	-	-	-	-	-	-	-	-	-	-	-	-	-	-
AV. SENT.		-	-	-	-	-	-	-	-	-	-	-	-		
OTHER SPECIAL OFFENSES	49	6	6	-	-	-	-	28	26	-	1	-	1	-	15
AV. SENT.		8	8	-	-	-	-	24	25	-	6	-	6		

TABLE 3
UNITED STATES DISTRICT COURTS
TYPE OF SENTENCE FOR CONVICTED CRIMINAL DEFENDANTS
TWELVE MONTH PERIOD ENDED JUNE 30, 1980

DISTRICT AND OFFENSE	TOTAL CON-VICTED	TYPE OF IMPRISONMENT						TYPE OF PROBATION						SUS-PENDED SEN-TENCE	FINE ONLY
		TOTAL SEN-TENCED	ADULT			YOUTH CORREC-TIONS ACT	F.J. D.A.	TOTAL	ADULT			F.J. D.A.	NO SUPER-VISION		
			REGULAR	INDETER-MINATE	MIXED				IMME-DIATE	DELAYED	SPLIT				
PENNSYLVANIA EASTERN															
TOTAL	424	159	73	5	73	8	-	258	224	-	32	-	2	2	5
AV. SENT.		50	54	64	43	70	-	36	41	-	3	-	30		
HOMICIDE	-	-	-	-	-	-	-	-	-	-	-	-	-	-	-
AV. SENT.		-	-	-	-	-	-	-	-	-	-	-	-		
ROBBERY	16	13	7	1	-	5	-	3	2	-	1	-	-	-	-
AV. SENT.		100	108	120	-	84	-	41	60	-	3	-	-		
ASSAULT	8	4	2	-	1	1	-	4	4	-	-	-	-	-	-
AV. SENT.		42	42	-	36	48	-	22	22	-	-	-	-		
BURGLARY	-	-	-	-	-	-	-	-	-	-	-	-	-	-	-
AV. SENT.		-	-	-	-	-	-	-	-	-	-	-	-		
LARCENY AND THEFT	48	23	2	2	19	-	-	25	24	-	1	-	-	-	-
AV. SENT.		40	24	30	60	-	-	40	42	-	4	-	-		
EMBEZZLEMENT	18	1	-	-	1	-	-	17	15	-	2	-	-	-	-
AV. SENT.		48	-	-	48	-	-	40	45	-	1	-	-		
FRAUD	111	14	5	-	9	-	-	94	82	-	10	-	2	1	2
AV. SENT.		31	46	-	22	-	-	41	46	-	3	-	30		
AUTO THEFT	6	3	-	-	3	-	-	3	3	-	-	-	-	-	-
AV. SENT.		60	-	-	60	-	-	52	52		-	-	-		
FORGERY, COUNTERFEIT.	22	5	-	1	4	-	-	17	16	-	1	-	-	-	-
AV. SENT.		25	-	24	25	-	-	38	40	-	6	-	-		
SEX OFFENSES	-	-	-	-	-	-	-	-	-	-	-	-	-	-	-
AV. SENT.		-	-	-	-	-	-	-	-	-	-	-	-		
MARIHUANA	1	-	-	-	-	-	-	1	1	-	-	-	-	-	-
AV. SENT.		-	-	-	-	-	-	60	60	-	-	-	-		
NARCOTICS	91	66	40	-	24	2	-	25	17	-	8	-	-	-	-
AV. SENT.		51	51	-	52	48	-	37	52	-	5	-	-		
WEAPONS AND FIREARMS	26	13	6	1	6	-	-	13	12	-	1	-	-	-	-
AV. SENT.		37	24	120	36	-	-	39	42	-	4	-	-		
ESCAPE	2	2	2	-	-	-	-	-	-	-	-	-	-	-	-
AV. SENT.		15	15	-	-	-	-	-	-	-	-	-	-		
OTHER GENERAL OFFENSES	27	11	6	-	5	-	-	15	11	-	4	-	-	-	1
AV. SENT.		68	96	-	34	-	-	28	38	-	2	-	-		
IMMIGRATION LAWS	2	1	1	-	-	-	-	-	-	-	-	-	-	1	-
AV. SENT.		2	2	-	-	-	-	-	-	-	-	-	-		
LIQUOR, INTERNAL REV.	-	-	-	-	-	-	-	-	-	-	-	-	-	-	-
AV. SENT.		-	-	-	-	-	-	-	-	-	-	-	-		
SELECTIVE SERVICE ACT	-	-	-	-	-	-	-	-	-	-	-	-	-	-	-
AV. SENT.		-	-	-	-	-	-	-	-	-	-	-	-		
OTHER SPECIAL OFFENSES	46	3	2	-	1	-	-	41	37	-	4	-	-	-	2
AV. SENT.		20	24	-	14	-	-	21	23	-	3	-	-		

TABLE 3
UNITED STATES DISTRICT COURTS
TYPE OF SENTENCE FOR CONVICTED CRIMINAL DEFENDANTS
TWELVE MONTH PERIOD ENDED JUNE 30, 1980

DISTRICT AND OFFENSE	TOTAL CON-VICTED	TYPE OF IMPRISONMENT						TYPE OF PROBATION						SUS-PENDED SEN-TENCE	FINE ONLY
		TOTAL SEN-TENCED	ADULT			YOUTH CORREC-TIONS ACT	F.J. D.A.	TOTAL	ADULT			F.J. D.A.	NO SUPER-VISION		
			REGULAR	INDETER-MINATE	MIXED				IMME-DIATE	DELAYED	SPLIT				
PENNSYLVANIA MIDDLE															
TOTAL	103	44	41	-	3	-	-	54	48	-	6	-	-	-	5
AV. SENT.		47	45	-	32	-	-	25	28	-	3	-	-		
HOMICIDE	2	2	2	-	-	-	-	-	-	-	-	-	-	-	-
AV. SENT.		330	330	-	-	-	-	-	-	-	-	-	-		
ROBBERY	7	7	7	-	-	-	-	-	-	-	-	-	-	-	-
AV. SENT.		111	111	-	-	-	-	-	-	-	-	-	-		
ASSAULT	1	1	1	-	-	-	-	-	-	-	-	-	-	-	-
AV. SENT.		12	12	-	-	-	-	-	-	-	-	-	-		
BURGLARY	2	1	1	-	-	-	-	1	1	-	-	-	-	-	-
AV. SENT.		12	12	-	-	-	-	36	36	-	-	-	-		
LARCENY AND THEFT	7	4	4	-	-	-	-	3	3	-	-	-	-	-	-
AV. SENT.		31	31	-	-	-	-	32	32	-	-	-	-		
EMBEZZLEMENT	10	1	-	-	1	-	-	8	6	-	2	-	-	-	1
AV. SENT.		12	-	-	12	-	-	25	31	-	6	-	-		
FRAUD	38	9	7	-	2	-	-	27	24	-	3	-	-	-	2
AV. SENT.		28	24	-	42	-	-	23	25	-	1	-	-		
AUTO THEFT	-	-	-	-	-	-	-	-	-	-	-	-	-	-	-
AV. SENT.		-	-	-	-	-	-	-	-	-	-	-	-		
FORGERY, COUNTERFEIT.	9	3	3	-	-	-	-	6	6	-	-	-	-	-	-
AV. SENT.		16	16	-	-	-	-	40	40	-	-	-	-		
SEX OFFENSES	-	-	-	-	-	-	-	-	-	-	-	-	-	-	-
AV. SENT.		-	-	-	-	-	-	-	-	-	-	-	-		
MARIHUANA	1	1	1	-	-	-	-	-	-	-	-	-	-	-	-
AV. SENT.		1	1	-	-	-	-	-	-	-	-	-	-		
NARCOTICS	-	-	-	-	-	-	-	-	-	-	-	-	-	-	-
AV. SENT.		-	-	-	-	-	-	-	-	-	-	-	-		
WEAPONS AND FIREARMS	1	-	-	-	-	-	-	1	-	-	1	-	-	-	-
AV. SENT.		-	-	-	-	-	-	2	-	-	2	-	-		
ESCAPE	13	12	12	-	-	-	-	1	1	-	-	-	-	-	-
AV. SENT.		11	11	-	-	-	-	12	12	-	-	-	-		
OTHER GENERAL OFFENSES	4	3	3	-	-	-	-	1	1	-	-	-	-	-	-
AV. SENT.		20	20	-	-	-	-	36	36	-	-	-	-		
IMMIGRATION LAWS	-	-	-	-	-	-	-	-	-	-	-	-	-	-	-
AV. SENT.		-	-	-	-	-	-	-	-	-	-	-	-		
LIQUOR, INTERNAL REV.	-	-	-	-	-	-	-	-	-	-	-	-	-	-	-
AV. SENT.		-	-	-	-	-	-	-	-	-	-	-	-		
SELECTIVE SERVICE ACT	-	-	-	-	-	-	-	-	-	-	-	-	-	-	-
AV. SENT.		-	-	-	-	-	-	-	-	-	-	-	-		
OTHER SPECIAL OFFENSES	8	-	-	-	-	-	-	6	6	-	-	-	-	-	2
AV. SENT.		-	-	-	-	-	-	21	21	-	-	-	-		

TABLE 3
UNITED STATES DISTRICT COURTS
TYPE OF SENTENCE FOR CONVICTED CRIMINAL DEFENDANTS
TWELVE MONTH PERIOD ENDED JUNE 30, 1980

DISTRICT AND OFFENSE	TOTAL CON-VICTED	TYPE OF IMPRISONMENT						TYPE OF PROBATION						SUS-PENDED SEN-TENCE	FINE ONLY
		TOTAL SEN-TENCED	ADULT			YOUTH CORREC-TIONS ACT	F.J. D.A.	TOTAL	ADULT			F.J. D.A.	NO SUPER-VISION		
			REGULAR	INDETER-MINATE	MIXED				IMME-DIATE	DELAYED	SPLIT				
PENNSYLVANIA WESTERN															
TOTAL	242	88	69	7	8	4	-	147	109	-	38	-	-	3	4
AV. SENT.		62	59	106	45	66	-	27	36	-	3	-	-		
HOMICIDE	-	-	-	-	-	-	-	-	-	-	-	-	-	-	-
AV. SENT.		-	-	-	-	-	-	-	-	-	-	-	-		
ROBBERY	10	9	7	1	-	1	-	1	-	-	1	-	-	-	-
AV. SENT.		137	144	180	-	48	-	6	-	-	6	-	-		
ASSAULT	-	-	-	-	-	-	-	-	-	-	-	-	-	-	-
AV. SENT.		-	-	-	-	-	-	-	-	-	-	-	-		
BURGLARY	1	-		-	-	-	-	1	1	-	-	-	-	-	-
AV. SENT.		-	-	-	-	-	-	6	6	-	-	-	-		
LARCENY AND THEFT	14	7	5	-	2	-	-	7	6	-	1	-	-	-	-
AV. SENT.		54	45	-	78	-	-	40	46	-	6	-	-		
EMBEZZLEMENT	20	3	2	-	1	-	-	15	12	-	3	-	-	1	1
AV. SENT.		32	36	-	24	-	-	26	33	-	2	-	-		
FRAUD	78	12	11	-	1	-	-	63	42	-	21	-	-	-	3
AV. SENT.		23	22	-	36	-	-	24	35	-	2	-	-		
AUTO THEFT	9	2	1	-	1	-	-	7	5	-	2	-	-	-	-
AV. SENT.		36	36	-	36	-	-	33	45	-	3	-	-		
FORGERY, COUNTERFEIT.	45	18	11	5	2	-	-	26	23	-	3	-	-	1	-
AV. SENT.		39	38	40	42	-	-	32	35	-	4	-	-		
SEX OFFENSES	3	3	3	-	-	-	-	-	-	-	-	-	-	-	-
AV. SENT.		56	56	-	-	-	-	-	-	-	-	-	-		
MARIHUANA	4	1	-	1	-	-	-	3	-	-	3	-	-	-	-
AV. SENT.		360		360	-	-	-	4	-	-	4	-	-		
NARCOTICS	25	17	14	-	-	3	-	8	8	-	-	-	-	-	-
AV. SENT.		83	86	-	-	72	-	43	43	-	-	-	-		
WEAPONS AND FIREARMS	6	6	5	-	1	-	-	-	-	-	-	-	-	-	-
AV. SENT.		57	63	-	24	-	-	-	-	-	-	-	-		
ESCAPE	4	4	4	-	-	-	-	-	-	-	-	-	-	-	-
AV. SENT.		27	27	-	-	-	-	-	-	-	-	-	-		
OTHER GENERAL OFFENSES	18	5	5	-	-	-	-	13	11	-	2	-	-	-	-
AV. SENT.		55	55	-	-	-	-	25	29	-	6	-	-		
IMMIGRATION LAWS	-	-	-	-	-	-	-	-	-	-	-	-	-	-	-
AV. SENT.		-	-	-	-	-	-	-	-	-	-	-	-		
LIQUOR, INTERNAL REV.	-	-	-	-	-	-	-	-	-	-	-	-	-	-	-
AV. SENT.		-	-	-	-	-	-	-	-	-	-	-	-		
SELECTIVE SERVICE ACT	-	-	-	-	-	-	-	-	-	-	-	-	-	-	-
AV. SENT.		-	-	-	-	-	-	-	-	-	-	-	-		
OTHER SPECIAL OFFENSES	5	1	1	-	-	-	-	3	1	-	2	-	-	1	-
AV. SENT.		36	36	-	-	-	-	14	36	-	3	-	-		

TABLE 3
UNITED STATES DISTRICT COURTS
TYPE OF SENTENCE FOR CONVICTED CRIMINAL DEFENDANTS
TWELVE MONTH PERIOD ENDED JUNE 30, 1980

DISTRICT AND OFFENSE	TOTAL CON-VICTED	TYPE OF IMPRISONMENT						TYPE OF PROBATION						SUS-PENDED SEN-TENCE	FINE ONLY
		TOTAL SEN-TENCED	ADULT			YOUTH CORREC-TIONS ACT	F.J. D.A.	TOTAL	ADULT			F.J. D.A.	NO SUPER-VISION		
			REGULAR	INDETER-MINATE	MIXED				IMME-DIATE	DELAYED	SPLIT				
VIRGIN ISLANDS															
TOTAL	242	97	95	1	1	-	-	144	92	-	45	-	7	-	1
AV. SENT.		78	79	72	12	-	-	15	21	-	3	-	13		
HOMICIDE	14	14	14	-	-	-	-	-	-	-	-	-	-	-	-
AV. SENT.		249	249	-	-	-	-	-	-	-	-	-	-		
ROBBERY	18	14	13	1	-	-	-	4	4	-	-	-	-	-	-
AV. SENT.		96	98	72	-	-	-	25	25	-	-	-	-		
ASSAULT	18	7	7	-	-	-	-	11	7	-	4	-	-	-	-
AV. SENT.		33	33	-	-	-	-	14	22	-	1	-	-		
BURGLARY	21	7	7	-	-	-	-	14	10	-	3	-	1	-	-
AV. SENT.		49	49	-	-	-	-	22	29	-	2	-	12		
LARCENY AND THEFT	73	21	20	-	1	-	-	52	37	-	13	-	2	-	-
AV. SENT.		38	39	-	12	-	-	15	20	-	4	-	4		
EMBEZZLEMENT	5	3	3	-	-	-	-	2	1	-	1	-	-	-	-
AV. SENT.		34	34	-	-	-	-	3	2	-	4	-	-		
FRAUD	11	4	4	-	-	-	-	7	1	-	3	-	3	-	-
AV. SENT.		30	30	-	-	-	-	18	60	-	2	-	19		
AUTO THEFT	-	-	-	-	-	-	-	-	-	-	-	-	-	-	-
AV. SENT.		-	-	-	-	-	-	-	-	-	-	-	-		
FORGERY, COUNTERFEIT.	10	2	2	-	-	-	-	8	4	-	4	-	-	-	-
AV. SENT.		18	18	-	-	-	-	9	18	-	3	-	-		
SEX OFFENSES	9	6	6	-	-	-	-	3	2	-	1	-	-	-	-
AV. SENT.		76	76	-	-	-	-	21	30	-	3	-	-		
MARIHUANA	3	1	1	-	-	-	-	2	1	-	1	-	-	-	-
AV. SENT.		12	12	-	-	-	-	4	3	-	6	-	-		
NARCOTICS	1	1	1	-	-	-	-	-	-	-	-	-	-	-	-
AV. SENT.		20	20	-	-	-	-	-	-	-	-	-	-		
WEAPONS AND FIREARMS	9	5	5	-	-	-	-	4	3	-	1	-	-	-	-
AV. SENT.		76	76	-	-	-	-	10	14	-	1	-	-		
ESCAPE	5	3	3	-	-	-	-	2	-	-	2	-	-	-	-
AV. SENT.		20	20	-	-	-	-	4	-	-	4	-	-		
OTHER GENERAL OFFENSES	8	1	1	-	-	-	-	6	3	-	3	-	-	-	1
AV. SENT.		96	96	-	-	-	-	5	7	-	4	-	-		
IMMIGRATION LAWS	36	8	8	-	-	-	-	28	18	-	9	-	1	-	-
AV. SENT.		12	12	-	-	-	-	15	22	-	1	-	12		
LIQUOR, INTERNAL REV.	-	-	-	-	-	-	-	-	-	-	-	-	-	-	-
AV. SENT.		-	-	-	-	-	-	-	-	-	-	-	-		
SELECTIVE SERVICE ACT	-	-	-	-	-	-	-	-	-	-	-	-	-	-	-
AV. SENT.		-	-	-	-	-	-	-	-	-	-	-	-		
OTHER SPECIAL OFFENSES	1	-	-	-	-	-	-	1	1	-	-	-	-	-	-
AV. SENT.		-	-	-	-	-	-	11	11	-	-	-	-		

TABLE 3
UNITED STATES DISTRICT COURTS
TYPE OF SENTENCE FOR CONVICTED CRIMINAL DEFENDANTS
TWELVE MONTH PERIOD ENDED JUNE 30, 1980

DISTRICT AND OFFENSE	TOTAL CON-VICTED	TYPE OF IMPRISONMENT						TYPE OF PROBATION						SUS-PENDED SEN-TENCE	FINE ONLY
		TOTAL SEN-TENCED	ADULT			YOUTH CORREC-TIONS ACT	F.J. D.A.	TOTAL	ADULT			F.J. D.A.	NO SUPER-VISION		
			REGULAR	INDETER-MINATE	MIXED				IMME-DIATE	DELAYED	SPLIT				
MARYLAND															
TOTAL	686	245	182	36	1	25	1	378	272	-	103	-	3	11	32
AV. SENT.		87	85	117	36	71	-	20	26	-	3	-	6		
HOMICIDE	1	1	1	-	-	-	-	-	-	-	-	-	-	-	-
AV. SENT.		540	540	-	-	-	-	-	-	-	-	-	-		
ROBBERY	60	59	34	18	-	7	-	1	1	-	-	-	-	-	-
AV. SENT.		174	196	160	-	106	-	60	60	-	-	-	-		
ASSAULT	12	8	7	-	-	1	-	4	2	-	2	-	-	-	-
AV. SENT.		31	24	-	-	84	-	18	33	-	3	-	-		
BURGLARY	-	-	-	-	-	-	-	-	-	-	-	-	-	-	-
AV. SENT.		-	-	-	-	-	-	-	-	-	-	-	-		
LARCENY AND THEFT	90	17	11	3	-	3	-	67	53	-	14	-	-	-	6
AV. SENT.		47	41	68	-	48	-	17	21	-	3	-	-		
EMBEZZLEMENT	39	8	5	-	-	3	-	30	22	-	7	-	1	-	1
AV. SENT.		33	24	-	-	48	-	32	42	-	3	-	12		
FRAUD	85	21	19	2	-	-	-	62	22	-	40	-	-	1	1
AV. SENT.		24	23	30	-	-	-	14	36	-	2	-	-		
AUTO THEFT	5	2	2	-	-	-	-	2	-	-	2	-	-	1	-
AV. SENT.		78	78	-	-	-	-	2	-	-	2	-	-		
FORGERY, COUNTERFEIT.	10	4	3	1	-	-	-	6	1	-	5	-	-	-	-
AV. SENT.		90	108	36	-	-	-	13	60	-	4	-	-		
SEX OFFENSES	2	2	1	-	-	-	1	-	-	-	-	-	-	-	-
AV. SENT.		90	180	-	-	-	-	-	-	-	-	-	-		
MARIHUANA	23	3	3	-	-	-	-	18	17	-	1	-	-	2	-
AV. SENT.		16	15	-	-	-	-	15	15	-	1	-	-		
NARCOTICS	117	77	64	4	-	9	-	40	25	-	14	-	1	-	-
AV. SENT.		74	71	150	-	62	-	26	40	-	3	-	2		
WEAPONS AND FIREARMS	13	6	5	1	-	-	-	6	4	-	2	-	-	1	-
AV. SENT.		94	105	36	-	-	-	23	33	-	3	-	-		
ESCAPE	2	-	-	-	-	-	-	1	1	-	-	-	-	1	-
AV. SENT.		-	-	-	-	-	-	24	24	-	-	-	-		
OTHER GENERAL OFFENSES	127	12	8	4	-	-	-	91	83	-	7	-	1	5	18
AV. SENT.		75	58	88	-	-	-	16	17	-	2	-	6		
IMMIGRATION LAWS	4	2	2	-	-	-	-	2	2	-	-	-	-	-	-
AV. SENT.		30	30	-	-	-	-	60	60	-	-	-	-		
LIQUOR, INTERNAL REV.	-	-	-	-	-	-	-	-	-	-	-	-	-	-	-
AV. SENT.		-	-	-	-	-	-	-	-	-	-	-	-		
SELECTIVE SERVICE ACT	-	-	-	-	-	-	-	-	-	-	-	-	-	-	-
AV. SENT.		-	-	-	-	-	-	-	-	-	-	-	-		
OTHER SPECIAL OFFENSES	76	23	17	3	1	2	-	48	39	-	9	-	-	-	5
AV. SENT.		37	39	21	36	48	-	26	31	-	4	-	-		

TABLE 3
UNITED STATES DISTRICT COURTS
TYPE OF SENTENCE FOR CONVICTED CRIMINAL DEFENDANTS
TWELVE MONTH PERIOD ENDED JUNE 30, 1980

DISTRICT AND OFFENSE	TOTAL CON-VICTED	TYPE OF IMPRISONMENT						TYPE OF PROBATION						SUS-PENDED SEN-TENCE	FINE ONLY
		TOTAL SEN-TENCED	ADULT			YOUTH CORREC-TIONS ACT	F.J. D.A.	TOTAL	ADULT			F.J. D.A.	NO SUPER-VISION		
			REGULAR	INDETER-MINATE	MIXED				IMME-DIATE	DELAYED	SPLIT				
NORTH CAROLINA EASTERN															
TOTAL	272	78	40	13	5	19	1	118	97	-	19	-	2	26	50
AV. SENT.		92	108	106	28	73	-	33	39	-	5	-	30		
HOMICIDE	3	3	2	1	-	-	-	-	-	-	-	-	-	-	-
AV. SENT.		440	540	240	-	-	-	-	-	-	-	-	-		
ROBBERY	23	23	12	3	-	8	-	-	-	-	-	-	-	-	-
AV. SENT.		164	198	200	-	100	-	-	-	-	-	-	-		
ASSAULT	9	2	-	-	-	2	-	6	4	-	2	-	-	-	1
AV. SENT.		48	-	-	-	48	-	27	39	-	4	-	-		
BURGLARY	1	1	-	-	-	1	-	-	-	-	-	-	-	-	-
AV. SENT.		84	-	-	-	84	-	-	-	-	-	-	-		
LARCENY AND THEFT	21	6	3	1	-	2	-	14	9	-	5	-	-	-	1
AV. SENT.		46	40	60	-	48	-	31	46	-	6	-	-		
EMBEZZLEMENT	15	3	2	1	-	-	-	12	10	-	2	-	-	-	-
AV. SENT.		40	36	48	-	-	-	39	45	-	6	-	-		
FRAUD	35	6	3	-	3	-	-	25	19	-	4	-	2	-	4
AV. SENT.		30	44	-	16	-	-	40	48	-	5	-	30		
AUTO THEFT	2	1	1	-	-	-	-	1	1	-	-	-	-	-	-
AV. SENT.		48	48	-	-	-	-	36	36	-	-	-	-		
FORGERY, COUNTERFEIT.	24	11	4	4	1	2	-	13	10	-	3	-	-	-	-
AV. SENT.		46	57	39	36	48	-	40	50	-	5	-	-		
SEX OFFENSES	3	3	2	-	-	-	1	-	-	-	-	-	-	-	-
AV. SENT.		28	42	-	-	-	-	-	-	-	-	-	-		
MARIHUANA	22	7	4	-	1	2	-	7	6	-	1	-	-	3	5
AV. SENT.		32	18	-	60	48	-	21	24	-	6	-	-		
NARCOTICS	-	-	-	-	-	-	-	-	-	-	-	-	-	-	-
AV. SENT.		-	-	-	-	-	-	-	-	-	-	-	-		
WEAPONS AND FIREARMS	6	3	2	1	-	-	-	3	3	-	-	-	-	-	-
AV. SENT.		72	48	120	-	-	-	44	44	-	-	-	-		
ESCAPE	1	1	1	1	-	-	-	-	-	-	-	-	-	-	-
AV. SENT.		36	-	36	-	-	-	-	-	-	-	-	-		
OTHER GENERAL OFFENSES	80	3	3	-	-	-	-	22	21	-	1	-	-	22	33
AV. SENT.		5	5	-	-	-	-	22	22	-	6	-	-		
IMMIGRATION LAWS	-	-	-	-	-	-	-	-	-	-	-	-	-	-	-
AV. SENT.		-	-	-	-	-	-	-	-	-	-	-	-		
LIQUOR, INTERNAL REV.	1	-	-	-	-	-	-	-	-	-	-	-	-	-	1
AV. SENT.		-	-	-	-	-	-	-	-	-	-	-	-		
SELECTIVE SERVICE ACT	-	-	-	-	-	-	-	-	-	-	-	-	-	-	-
AV. SENT.		-	-	-	-	-	-	-	-	-	-	-	-		
OTHER SPECIAL OFFENSES	26	5	2	1	-	2	-	15	14	-	1	-	-	1	5
AV. SENT.		49	4	120	-	60	-	38	41	-	6	-	-		

TABLE 3
UNITED STATES DISTRICT COURTS
TYPE OF SENTENCE FOR CONVICTED CRIMINAL DEFENDANTS
TWELVE MONTH PERIOD ENDED JUNE 30, 1980

DISTRICT AND OFFENSE	TOTAL CON-VICTED	TYPE OF IMPRISONMENT						TYPE OF PROBATION						SUS-PENDED SEN-TENCE	FINE ONLY
		TOTAL SEN-TENCED	ADULT			YOUTH CORREC-TIONS ACT	F.J. D.A.	TOTAL	ADULT			F.J. D.A.	NO SUPER-VISION		
			REGULAR	INDETER-MINATE	MIXED				IMME-DIATE	DELAYED	SPLIT				
NORTH CAROLINA MIDDLE TOTAL	179	97	78	7	5	7	-	82	58	-	21	2	1	-	-
AV. SENT.		86	82	161	63	75	-	42	56	-	4	21	24		
HOMICIDE	-	-	-	-	-	-	-	-	-	-	-	-	-	-	-
AV. SENT.		-	-	-	-	-	-	-	-	-	-	-	-		
ROBBERY	35	35	25	6	-	4	-	-	-	-	-	-	-	-	-
AV. SENT.		176	189	174	-	96	-	-	-	-	-	-	-		
ASSAULT	-	-	-	-	-	-	-	-	-	-	-	-	-	-	-
AV. SENT.		-	-	-	-	-	-	-	-	-	-	-	-		
BURGLARY	1	1	1	-	-	-	-	-	-	-	-	-	-	-	-
AV. SENT.		54	54	-	-	-	-	-	-	-	-	-	-		
LARCENY AND THEFT	38	20	18	-	1	1	-	18	16	-	1	1	-	-	-
AV. SENT.		29	29	-	18	48	-	53	58	-	6	18	-		
EMBEZZLEMENT	14	1	1	-	-	-	-	13	11	-	2	-	-	-	-
AV. SENT.		18	18	-	-	-	-	47	55	-	5	-	-		
FRAUD	23	10	8	-	2	-	-	13	11	-	2	-	-	-	-
AV. SENT.		34	26	-	66	-	-	49	57	-	4	-	-		
AUTO THEFT	1	-	-	-	-	-	-	1	-	-	1	-	-	-	-
AV. SENT.		-	-	-	-	-	-	4	-	-	4	-	-		
FORGERY, COUNTERFEIT.	17	12	10	-	2	-	-	5	5	-	-	-	-	-	-
AV. SENT.		33	23	-	84	-	-	55	55	-	-	-	-		
SEX OFFENSES	-	-	-	-	-	-	-	-	-	-	-	-	-	-	-
AV. SENT.		-	-	-	-	-	-	-	-	-	-	-	-		
MARIHUANA	-	-	-	-	-	-	-	-	-	-	-	-	-	-	-
AV. SENT.		-	-	-	-	-	-	-	-	-	-	-	-		
NARCOTICS	13	9	8	1	-	-	-	4	3	-	1	-	-	-	-
AV. SENT.		67	65	84	-	-	-	45	60	-	5	-	-		
WEAPONS AND FIREARMS	6	1	1	-	-	-	-	5	3	-	2	-	-	-	-
AV. SENT.		12	12	-	-	-	-	27	44	-	3	-	-		
ESCAPE	4	4	4	-	-	-	-	-	-	-	-	-	-	-	-
AV. SENT.		9	9	-	-	-	-	-	-	-	-	-	-		
OTHER GENERAL OFFENSES	15	-	-	-	-	-	-	15	6	-	9	-	-	-	-
AV. SENT.		-	-	-	-	-	-	25	56	-	5	-	-		
IMMIGRATION LAWS	1	-	-	-	-	-	-	1	-	-	-	-	1	-	-
AV. SENT.		-	-	-	-	-	-	24	-	-	-	-	24		
LIQUOR, INTERNAL REV.	5	2	2	-	-	-	-	3	-	-	3	-	-	-	-
AV. SENT.		30	30	-	-	-	-	2	-	-	2	-	-		
SELECTIVE SERVICE ACT	-	-	-	-	-	-	-	-	-	-	-	-	-	-	-
AV. SENT.		-	-	-	-	-	-	-	-	-	-	-	-		
OTHER SPECIAL OFFENSES	6	2	-	-	-	2	-	4	3	-	-	1	-	-	-
AV. SENT.		48	-	-	-	48	-	51	60	-	-	24	-		

TABLE 3
UNITED STATES DISTRICT COURTS
TYPE OF SENTENCE FOR CONVICTED CRIMINAL DEFENDANTS
TWELVE MONTH PERIOD ENDED JUNE 30, 1980

DISTRICT AND OFFENSE	TOTAL CON-VICTED	TYPE OF IMPRISONMENT						TYPE OF PROBATION						SUS-PENDED SEN-TENCE	FINE ONLY
		TOTAL SEN-TENCED	ADULT			YOUTH CORREC-TIONS ACT	F.J. D.A.	TOTAL	ADULT			F.J. D.A.	NO SUPER-VISION		
			REGULAR	INDETER-MINATE	MIXED				IMME-DIATE	DELAYED	SPLIT				
NORTH CAROLINA WESTERN TOTAL	199	68	51	6	2	5	4	126	123	-	3	-	-	-	5
AV. SENT.		88	89	176	36	62	-	38	39	-	4	-	-		
HOMICIDE	-	-	-	-	-	-	-	-	-	-	-	-	-	-	-
AV. SENT.		-	-	-	-	-	-	-	-	-	-	-	-		
ROBBERY	23	23	14	5	-	1	3	-	-	-	-	-	-	-	-
AV. SENT.		180	188	187	-	120	-	-	-	-	-	-	-		
ASSAULT	7	2	1	1	-	-	-	5	5	-	-	-	-	-	-
AV. SENT.		90	60	120	-	-	-	27	27	-	-	-	-		
BURGLARY	1	1	-	-	-	1	-	-	-	-	-	-	-	-	-
AV. SENT.		48	-	-	-	48	-	-	-	-	-	-	-		
LARCENY AND THEFT	41	13	8	-	2	2	1	28	28	-	-	-	-	-	-
AV. SENT.		41	46	-	36	46	-	41	41	-	-	-	-		
EMBEZZLEMENT	10	-	-	-	-	-	-	10	10	-	-	-	-	-	-
AV. SENT.		-	-	-	-	-	-	40	40	-	-	-	-		
FRAUD	43	11	11	-	-	-	-	32	31	-	1	-	-	-	-
AV. SENT.		42	42	-	-	-	-	43	44	-	6	-	-		
AUTO THEFT	13	8	7	-	-	1	-	5	5	-	-	-	-	-	-
AV. SENT.		40	39	-	-	48	-	36	36	-	-	-	-		
FORGERY, COUNTERFEIT.	25	6	6	-	-	-	-	19	19	-	-	-	-	-	-
AV. SENT.		50	50	-	-	-	-	38	38	-	-	-	-		
SEX OFFENSES	-	-	-	-	-	-	-	-	-	-	-	-	-	-	-
AV. SENT.		-	-	-	-	-	-	-	-	-	-	-	-		
MARIHUANA	3	-	-	-	-	-	-	3	3	-	-	-	-	-	-
AV. SENT.		-	-	-	-	-	-	60	60	-	-	-	-		
NARCOTICS	-	-	-	-	-	-	-	-	-	-	-	-	-	-	-
AV. SENT.		-	-	-	-	-	-	-	-	-	-	-	-		
WEAPONS AND FIREARMS	3	1	1	-	-	-	-	2	2	-	-	-	-	-	-
AV. SENT.		14	14	-	-	-	-	36	36	-	-	-	-		
ESCAPE	3	2	2	-	-	-	-	1	1	-	-	-	-	-	-
AV. SENT.		42	42	-	-	-	-	36	36	-	-	-	-		
OTHER GENERAL OFFENSES	7	1	1	-	-	-	-	5	5	-	-	-	-	-	1
AV. SENT.		180	180	-	-	-	-	36	36	-	-	-	-		
IMMIGRATION LAWS	-	-	-	-	-	-	-	-	-	-	-	-	-	-	-
AV. SENT.		-	-	-	-	-	-	-	-	-	-	-	-		
LIQUOR, INTERNAL REV.	3	-	-	-	-	-	-	2	3	-	-	-	-	-	-
AV. SENT.		-	-	-	-	-	-	36	36	-	-	-	-		
SELECTIVE SERVICE ACT	-	-	-	-	-	-	-	-	-	-	-	-	-	-	-
AV. SENT.		-	-	-	-	-	-	-	-	-	-	-	-		
OTHER SPECIAL OFFENSES	17	-	-	-	-	-	-	13	11	-	2	-	-	-	4
AV. SENT.		-	-	-	-	-	-	22	25	-	3	-	-		

TABLE 3
UNITED STATES DISTRICT COURTS
TYPE OF SENTENCE FOR CONVICTED CRIMINAL DEFENDANTS
TWELVE MONTH PERIOD ENDED JUNE 30, 1980

DISTRICT AND OFFENSE	TOTAL CON-VICTED	TYPE OF IMPRISONMENT						TYPE OF PROBATION						SUS-PENDED SEN-TENCE	FINE ONLY
		TOTAL SEN-TENCED	ADULT			YOUTH CORREC-TIONS ACT	F.J. D.A.	TOTAL	ADULT			F.J. D.A.	NO SUPER-VISION		
			REGULAR	INDETER-MINATE	MIXED				IMME-DIATE	DELAYED	SPLIT				
SOUTH CAROLINA															
TOTAL	361	173	133	12	8	20	-	185	163	-	22	-	-	1	2
AV. SENT.		58	61	54	31	48	-	41	46	-	5	-	-		
HOMICIDE	2	2	2	-	-	-	-	-	-	-	-	-	-	-	-
AV. SENT.		450	450	-	-	-	-	-	-	-	-	-	-		
ROBBERY	18	18	15	-	-	3	-	-	-	-	-	-	-	-	-
AV. SENT.		146	165	-	-	48	-	-	-	-	-	-	-		
ASSAULT	1	-	-	-	-	-	-	1	1	-	-	-	-	-	-
AV. SENT.		-	-	-	-	-	-	-	-	-	-	-	-		
BURGLARY	1	1	-	1	-	-	-	-	-	-	-	-	-	-	-
AV. SENT.		48	-	48	-	-	-	-	-	-	-	-	-		
LARCENY AND THEFT	56	24	15	3	2	4	-	32	31	-	1	-	-	-	-
AV. SENT.		36	29	56	36	48	-	44	46	-	6	-	-		
EMBEZZLEMENT	23	6	2	3	-	1	-	17	12	-	5	-	-	-	-
AV. SENT.		51	39	60	-	48	-	36	49	-	4	-	-		
FRAUD	65	28	22	2	3	1	-	37	32	-	5	-	-	-	-
AV. SENT.		29	28	36	28	48	-	45	51	-	5	-	-		
AUTO THEFT	29	10	8	-	-	2	-	19	13	-	6	-	-	-	-
AV. SENT.		52	54	-	-	48	-	38	53	-	6	-	-		
FORGERY, COUNTERFEIT.	49	16	10	-	2	4	-	33	32	-	1	-	-	-	-
AV. SENT.		36	33	-	24	48	-	44	46	-	6	-	-		
SEX OFFENSES	-	-	-	-	-	-	-	-	-	-	-	-	-	-	-
AV. SENT.		-	-	-	-	-	-	-	-	-	-	-	-		
MARIHUANA	44	39	37	1	-	1	-	5	3	-	2	-	-	-	-
AV. SENT.		45	46	24	-	48	-	33	52	-	6	-	-		
NARCOTICS	6	4	3	-	-	1	-	2	2	-	-	-	-	-	-
AV. SENT.		90	104	-	-	48	-	60	60	-	-	-	-		
WEAPONS AND FIREARMS	15	10	7	-	1	2	-	5	5	-	-	-	-	-	-
AV. SENT.		43	41	-	48	48	-	50	50	-	-	-	-		
ESCAPE	3	2	2	-	-	-	-	1	-	-	1	-	-	-	-
AV. SENT.		78	78	-	-	-	-	6	-	-	6	-	-		
OTHER GENERAL OFFENSES	8	5	2	2	-	1	-	3	3	-	-	-	-	-	-
AV. SENT.		62	54	78	-	48	-	48	48	-	-	-	-		
IMMIGRATION LAWS	1	-	-	-	-	-	-	-	-	-	-	-	-	1	-
AV. SENT.		-	-	-	-	-	-	-	-	-	-	-	-		
LIQUOR, INTERNAL REV.	-	-	-	-	-	-	-	-	-	-	-	-	-	-	-
AV. SENT.		-	-	-	-	-	-	-	-	-	-	-	-		
SELECTIVE SERVICE ACT	-	-	-	-	-	-	-	-	-	-	-	-	-	-	-
AV. SENT.		-	-	-	-	-	-	-	-	-	-	-	-		
OTHER SPECIAL OFFENSES	40	8	8	-	-	-	-	30	29	-	1	-	-	-	2
AV. SENT.		38	38	-	-	-	-	36	37	-	6	-	-		

TABLE 3
UNITED STATES DISTRICT COURTS
TYPE OF SENTENCE FOR CONVICTED CRIMINAL DEFENDANTS
TWELVE MONTH PERIOD ENDED JUNE 30, 1980

DISTRICT AND OFFENSE	TOTAL CON-VICTED	TYPE OF IMPRISONMENT						TYPE OF PROBATION						SUS-PENDED SEN-TENCE	FINE ONLY
		TOTAL SEN-TENCED	ADULT			YOUTH CORREC-TIONS ACT	F.J. D.A.	TOTAL	ADULT			F.J. D.A.	NO SUPER-VISION		
			REGULAR	INDETER-MINATE	MIXED				IMME-DIATE	DELAYED	SPLIT				
VIRGINIA EASTERN															
TOTAL	837	212	178	16	4	14	-	300	139	-	80	-	81	16	309
AV. SENT.		53	49	102	45	50	-	18	29	-	2	-	14		
HOMICIDE	1	1	1	-	-	-	-	-	-	-	-	-	-	-	-
AV. SENT.		540	540	-	-	-	-	-	-	-	-	-	-		
ROBBERY	25	24	15	8	-	1	-	1	-	-	1	-	-	-	-
AV. SENT.		151	164	139	-	48	-	6	-	-	6	-	-		
ASSAULT	22	7	7	-	-	-	-	8	2	-	3	-	3	5	2
AV. SENT.		40	40	-	-	-	-	12	24	-	6	-	12		
BURGLARY	-	-	-	-	-	-	-	-	-	-	-	-	-	-	-
AV. SENT.		-	-	-	-	-	-	-	-	-	-	-	-		
LARCENY AND THEFT	221	47	41	3	1	2	-	96	53	-	12	-	31	1	77
AV. SENT.		27	23	56	60	48	-	16	21	-	2	-	13		
EMBEZZLEMENT	52	7	3	-	2	2	-	44	14	-	22	-	8	-	1
AV. SENT.		25	12	-	24	48	-	15	37	-	2	-	12		
FRAUD	71	23	21	1	-	1	-	42	27	-	12	-	3	1	5
AV. SENT.		36	32	120	-	48	-	26	35	-	2	-	36		
AUTO THEFT	13	6	5	-	-	1	-	4	2	-	-	-	2	-	3
AV. SENT.		17	11	-	-	48	-	24	30	-	-	-	18		
FORGERY, COUNTERFEIT.	26	10	8	1	-	1	-	9	6	-	2	-	1	-	7
AV. SENT.		26	24	24	-	48	-	32	46	-	2	-	12		
SEX OFFENSES	11	4	3	1	-	-	-	3	-	-	1	-	2	1	3
AV. SENT.		45	20	120	-	-	-	9	-	-	3	-	12		
MARIHUANA	13	1	1	-	-	-	-	8	5	-	1	-	2	-	4
AV. SENT.		12	12	-	-	-	-	16	19	-	1	-	18		
NARCOTICS	53	33	27	1	1	4	-	20	10	-	10	-	-	-	-
AV. SENT.		82	86	72	72	57	-	20	36	-	4	-	-		
WEAPONS AND FIREARMS	27	7	6	1	-	-	-	14	4	-	7	-	3	-	6
AV. SENT.		39	41	24	-	-	-	13	31	-	3	-	12		
ESCAPE	23	19	18	-	-	1	-	4	3	-	-	-	1	-	-
AV. SENT.		14	12	-	-	48	-	24	28	-	-	-	12		
OTHER GENERAL OFFENSES	242	17	16	-	-	1	-	31	11	-	6	-	14	7	187
AV. SENT.		33	32	-	-	48	-	17	30	-	3	-	12		
IMMIGRATION LAWS	1	1	1	-	-	-	-	-	-	-	-	-	-	-	-
AV. SENT.		1	1	-	-	-	-	-	-	-	-	-	-		
LIQUOR, INTERNAL REV.	-	-	-	-	-	-	-	-	-	-	-	-	-	-	-
AV. SENT.		-	-	-	-	-	-	-	-	-	-	-	-		
SELECTIVE SERVICE ACT	-	-	-	-	-	-	-	-	-	-	-	-	-	-	-
AV. SENT.		-	-	-	-	-	-	-	-	-	-	-	-		
OTHER SPECIAL OFFENSES	38	5	5	-	-	-	-	16	2	-	3	-	11	1	14
AV. SENT.		33	33	-	-	-	-	15	36	-	2	-	14		

TABLE 3
UNITED STATES DISTRICT COURTS
TYPE OF SENTENCE FOR CONVICTED CRIMINAL DEFENDANTS
TWELVE MONTH PERIOD ENDED JUNE 30, 1980

DISTRICT AND OFFENSE	TOTAL CON-VICTED	TYPE OF IMPRISONMENT						TYPE OF PROBATION						SUS-PENDED SEN-TENCE	FINE ONLY
		TOTAL SEN-TENCED	ADULT			YOUTH CORREC-TIONS ACT	F.J. D.A.	TOTAL	ADULT			F.J. D.A.	NO SUPER-VISION		
			REGULAR	INDETER-MINATE	MIXED				IMME-DIATE	DELAYED	SPLIT				
VIRGINIA WESTERN TOTAL	152	22	9	7	4	2	-	121	99	-	20	-	2	-	9
AV. SENT.		98	112	135	30	48	-	24	28	-	4	-	15		
HOMICIDE	-	-	-	-	-	-	-	-	-	-	-	-	-	-	-
AV. SENT.		-	-	-	-	-	-	-	-	-	-	-	-		
ROBBERY	5	5	1	3	1	-	-	-	-	-	-	-	-	-	-
AV. SENT.		194	240	224	60	-	-	-	-	-	-	-	-		
ASSAULT	3	-	-	-	-	-	-	3	3	-	-	-	-	-	-
AV. SENT.		-	-	-	-	-	-	28	28	-	-	-	-		
BURGLARY	2	-	-	-	-	-	-	2	2	-	-	-	-	-	-
AV. SENT.		-	-	-	-	-	-	36	36	-	-	-	-		
LARCENY AND THEFT	17	2	-	2	-	-	-	14	13	-	1	-	-	-	1
AV. SENT.		78	-	78	-	-	-	23	24	-	6	-	-		
EMBEZZLEMENT	19	-	-	-	-	-	-	19	15	-	4	-	-	-	-
AV. SENT.		-	-	-	-	-	-	26	32	-	3	-	-		
FRAUD	37	2	-	-	2	-	-	31	28	-	2	-	1	-	4
AV. SENT.		12	-	-	12	-	-	26	28	-	6	-	12		
AUTO THEFT	3	-	-	-	-	-	-	3	1	-	1	-	1	-	-
AV. SENT.		-	-	-	-	-	-	19	36	-	5	-	18		
FORGERY, COUNTERFEIT.	14	2	-	2	-	-	-	12	8	-	4	-	-	-	-
AV. SENT.		60	-	60	-	-	-	23	33	-	5	-	-		
SEX OFFENSES	-	-	-	-	-	-	-	-	-	-	-	-	-	-	-
AV. SENT.		-	-	-	-	-	-	-	-	-	-	-	-		
MARIHUANA	1	-	-	-	-	-	-	1	1	-	-	-	-	-	-
AV. SENT.		-	-	-	-	-	-	24	24	-	-	-	-		
NARCOTICS	5	1	1	-	-	-	-	4	4	-	-	-	-	-	-
AV. SENT.		240	240	-	-	-	-	31	31	-	-	-	-		
WEAPONS AND FIREARMS	4	2	2	-	-	-	-	2	2	-	-	-	-	-	-
AV. SENT.		78	78	-	-	-	-	36	36	-	-	-	-		
ESCAPE	2	1	1	-	-	-	-	1	-	-	1	-	-	-	-
AV. SZNT.		240	240	-	-	-	-	2	-	-	2	-	-		
OTHER GENERAL OFFENSES	7	1	1	-	-	-	-	4	4	-	-	-	-	-	2
AV. SENT.		48	48	-	-	-	-	13	13	-	-	-	-		
IMMIGRATION LAWS	-	-	-	-	-	-	-	-	-	-	-	-	-	-	-
AV. SENT.		-	-	-	-	-	-	-	-	-	-	-	-		
LIQUOR, INTERNAL REV.	18	6	3	-	1	2	-	12	6	-	6	-	-	-	-
AV. SENT.		36	28	-	36	48	-	20	36	-	5	-	-		
SELECTIVE SERVICE ACT	-	-	-	-	-	-	-	-	-	-	-	-	-	-	-
AV. SENT.		-	-	-	-	-	-	-	-	-	-	-	-		
OTHER SPECIAL OFFENSES	16	-	-	-	-	-	-	13	12	-	1	-	-	-	2
AV. SENT.		-	-	-	-	-	-	18	19	-	6	-	-		

TABLE 3
UNITED STATES DISTRICT COURTS
TYPE OF SENTENCE FOR CONVICTED CRIMINAL DEFENDANTS
TWELVE MONTH PERIOD ENDED JUNE 30, 1980

DISTRICT AND OFFENSE	TOTAL CON-VICTED	TYPE OF IMPRISONMENT						TYPE OF PROBATION						SUS-PENDED SEN-TENCE	FINE ONLY
		TOTAL SEN-TENCED	ADULT			YOUTH CORREC-TIONS ACT	F.J. D.A.	TOTAL	ADULT			F.J. D.A.	NO SUPER-VISION		
			REGULAR	INDETER-MINATE	MIXED				IMME-DIATE	DELAYED	SPLIT				
WEST VIRGINIA NORTHERN TOTAL	63	31	25	-	-	6	-	30	28	-	2	-	-	-	2
AV. SENT.		48	47	-	-	52	-	34	36	-	6	-	-		
HOMICIDE	-	-	-	-	-	-	-	-	-	-	-	-	-	-	-
AV. SENT.		-	-	-	-	-	-	-	-	-	-	-	-		
ROBBERY	-	-	-	-	-	-	-	-	-	-	-	-	-	-	-
AV. SENT.		-	-	-	-	-	-	-	-	-	-	-	-		
ASSAULT	-	-	-	-	-	-	-	-	-	-	-	-	-	-	-
AV. SENT.		-	-	-	-	-	-	-	-	-	-	-	-		
BURGLARY	-	-	-	-	-	-	-	-	-	-	-	-	-	-	-
AV. SENT.		-	-	-	-	-	-	-	-	-	-	-	-		
LARCENY AND THEFT	3	1	1	-	-	-	-	1	1	-	-	-	-	-	1
AV. SENT.		84	84	-	-	-	-	60	60	-	-	-	-		
EMBEZZLEMENT	-	-	-	-	-	-	-	-	-	-	-	-	-	-	-
AV. SENT.		-	-	-	-	-	-	-	-	-	-	-	-		
FRAUD	19	3	3	-	-	-	-	15	15	-	-	-	-	-	1
AV. SENT.		24	24	-	-	-	-	35	35	-	-	-	-		
AUTO THEFT	-	-	-	-	-	-	-	-	-	-	-	-	-	-	-
AV. SENT.		-	-	-	-	-	-	-	-	-	-	-	-		
FORGERY, COUNTERFEIT.	1	-	-	-	-	-	-	1	1	-	-	-	-	-	-
AV. SENT.		-	-	-	-	-	-	24	24	-	-	-	-		
SEX OFFENSES	1	-	-	-	-	-	-	1	1	-	-	-	-	-	-
AV. SENT.		-	-	-	-	-	-	39	39	-	-	-	-		
MARIHUANA	1	1	1	-	-	-	-	-	-	-	-	-	-	-	-
AV. SENT.		120	120	-	-	-	-	-	-	-	-	-	-		
NARCOTICS	13	10	5	-	-	5	-	3	3	-	-	-	-	-	-
AV. SENT.		48	48	-	-	48	-	56	56	-	-	-	-		
WEAPONS AND FIREARMS	3	1	1	-	-	-	-	2	1	-	1	-	-	-	-
AV. SENT.		60	60	-	-	-	-	27	48	-	6	-	-		
ESCAPE	8	8	8	-	-	-	-	-	-	-	-	-	-	-	-
AV. SENT.		21	21	-	-	-	-	-	-	-	-	-	-		
OTHER GENERAL OFFENSES	10	6	6	-	-	-	-	4	3	-	1	-	-	-	-
AV. SENT.		72	72	-	-	-	-	16	20	-	6	-	-		
IMMIGRATION LAWS	-	-	-	-	-	-	-	-	-	-	-	-	-	-	-
AV. SENT.		-	-	-	-	-	-	-	-	-	-	-	-		
LIQUOR, INTERNAL REV.	-	-	-	-	-	-	-	-	-	-	-	-	-	-	-
AV. SENT.		-	-	-	-	-	-	-	-	-	-	-	-		
SELECTIVE SERVICE ACT	-	-	-	-	-	-	-	-	-	-	-	-	-	-	-
AV. SENT.		-	-	-	-	-	-	-	-	-	-	-	-		
OTHER SPECIAL OFFENSES	4	1	-	-	-	1	-	3	3	-	-	-	-	-	-
AV. SENT.		72	-	-	-	72	-	36	36	-	-	-	-		

TABLE 3
UNITED STATES DISTRICT COURTS
TYPE OF SENTENCE FOR CONVICTED CRIMINAL DEFENDANTS
TWELVE MONTH PERIOD ENDED JUNE 30, 1980

DISTRICT AND OFFENSE	TOTAL CON-VICTED	TYPE OF IMPRISONMENT						TYPE OF PROBATION						SUS-PENDED SEN-TENCE	FINE ONLY
		TOTAL SEN-TENCED	ADULT			YOUTH CORREC-TIONS ACT	F.J. D.A.	TOTAL	ADULT			F.J. D.A.	NO SUPER-VISION		
			REGULAR	INDETER-MINATE	MIXED				IMME-DIATE	DELAYED	SPLIT				
WEST VIRGINIA SOUTHERN TOTAL	127	42	35	2	3	2	-	73	68	-	4	-	1	1	11
AV. SENT.		53	55	60	30	48	-	38	40	-	6	-	6		
HOMICIDE	-	-	-	-	-	-	-	-	-	-	-	-	-	-	-
AV. SENT.		-	-	-	-	-	-	-	-	-	-	-	-		
ROBBERY	11	4	4	-	-	-	-	7	6	-	1	-	-	-	-
AV. SENT.		99	99	-	-	-	-	48	56	-	6	-	-		
ASSAULT	-	-	-	-	-	-	-	-	-	-	-	-	-	-	-
AV. SENT.		-	-	-	-	-	-	-	-	-	-	-	-		
BURGLARY	1	1	1	-	-	-	-	-	-	-	-	-	-	-	-
AV. SENT.		60	60	-	-	-	-	-	-	-	-	-	-		
LARCENY AND THEFT	14	8	6	-	2	-	-	6	5	-	1	-	-	-	-
AV. SENT.		88	105	-	39	-	-	27	31	-	6	-	-		
EMBEZZLEMENT	6	-	-	-	-	-	-	6	6	-	-	-	-	-	-
AV. SENT.		-	-	-	-	-	-	42	42	-	-	-	-		
FRAUD	21	4	3	-	1	-	-	16	16	-	-	-	-	-	1
AV. SENT.		48	60	-	12	-	-	48	48	-	-	-	-		
AUTO THEFT	-	-	-	-	-	-	-	-	-	-	-	-	-	-	-
AV. SENT.		-	-	-	-	-	-	-	-	-	-	-	-		
FORGERY, COUNTERFEIT.	9	5	4	-	-	1	-	4	3	-	1	-	-	-	-
AV. SENT.		50	51	-	-	48	-	22	28	-	6	-	-		
SEX OFFENSES	1	1	1	-	-	-	-	-	-	-	-	-	-	-	-
AV. SENT.		24	24	-	-	-	-	-	-	-	-	-	-		
MARIHUANA	-	-	-	-	-	-	-	-	-	-	-	-	-	-	-
AV. SENT.		-	-	-	-	-	-	-	-	-	-	-	-		
NARCOTICS	6	3	3	-	-	-	-	2	2	-	-	-	-	-	1
AV. SENT.		100	100	-	-	-	-	57	57	-	-	-	-		
WEAPONS AND FIREARMS	13	5	3	1	-	1	-	8	7	-	1	-	-	-	-
AV. SENT.		31	16	60	-	48	-	44	49	-	6	-	-		
ESCAPE	7	7	6	1	-	-	-	-	-	-	-	-	-	-	-
AV. SENT.		16	9	60	-	-	-	-	-	-	-	-	-		
OTHER GENERAL OFFENSES	8	1	1	-	-	-	-	4	4	-	-	-	-	-	3
AV. SENT.		36	36	-	-	-	-	48	48	-	-	-	-		
IMMIGRATION LAWS	-	-	-	-	-	-	-	-	-	-	-	-	-	-	-
AV. SENT.		-	-	-	-	-	-	-	-	-	-	-	-		
LIQUOR, INTERNAL REV.	-	-	-	-	-	-	-	-	-	-	-	-	-	-	-
AV. SENT.		-	-	-	-	-	-	-	-	-	-	-	-		
SELECTIVE SERVICE ACT	-	-	-	-	-	-	-	-	-	-	-	-	-	-	-
AV. SENT.		-	-	-	-	-	-	-	-	-	-	-	-		
OTHER SPECIAL OFFENSES	30	3	3	-	-	-	-	20	19	-	-	-	1	1	6
AV. SENT.		4	4	-	-	-	-	26	27	-	-	-	6		

TABLE 3
UNITED STATES DISTRICT COURTS
TYPE OF SENTENCE FOR CONVICTED CRIMINAL DEFENDANTS
TWELVE MONTH PERIOD ENDED JUNE 30, 1980

DISTRICT AND OFFENSE	TOTAL CON-VICTED	TYPE OF IMPRISONMENT						TYPE OF PROBATION						SUS-PENDED SEN-TENCE	FINE ONLY
		TOTAL SEN-TENCED	ADULT			YOUTH CORREC-TIONS ACT	F.J. D.A.	TOTAL	ADULT			F.J. D.A.	NO SUPER-VISION		
			REGULAR	INDETER-MINATE	MIXED				IMME-DIATE	DELAYED	SPLIT				
ALABAMA NORTHERN TOTAL	448	133	111	4	14	4	-	204	162	-	33	-	9	-	111
AV. SENT.		48	50	97	19	48	-	30	36	-	5	-	15		
HOMICIDE	-	-	-	-	-	-	-	-	-	-	-	-	-	-	-
AV. SENT.		-	-	-	-	-	-	-	-	-	-	-	-		
ROBBERY	16	14	10	2	-	2	-	2	2	-	-	-	-	-	-
AV. SENT.		140	168	96	-	48	-	48	48	-	-	-	-		
ASSAULT	3	1	-	-	1	-	-	2	2	-	-	-	-	-	-
AV. SENT.		18	-	-	18	-	-	60	60	-	-	-	-		
BURGLARY	2	-	-	-	-	-	-	2	1	-	1	-	-	-	-
AV. SENT.		-	-	-	-	-	-	33	60	-	6	-	-		
LARCENY AND THEFT	64	28	25	-	2	1	-	36	30	-	6	-	-	-	-
AV. SENT.		36	35	-	33	48	-	34	40	-	4	-	-		
EMBEZZLEMENT	8	1	1	-	-	-	-	7	6	-	1	-	-	-	-
AV. SENT.		18	18	-	-	-	-	33	38	-	6	-	-		
FRAUD	44	5	4	-	1	-	-	39	32	-	6	-	1	-	-
AV. SENT.		26	28	-	17	-	-	33	39	-	4	-	24		
AUTO THEFT	33	28	24	-	1	-	-	8	5	-	3	-	-	-	-
AV. SENT.		37	37	-	36	-	-	32	48	-	6	-	-		
FORGERY, COUNTERFEIT.	96	33	28	-	4	1	-	62	51	-	10	-	1	-	-
AV. SENT.		39	42	-	13	48	-	31	38	-	5	-	60		
SEX OFFENSES	2	2	2	-	-	-	-	-	-	-	-	-	-	-	-
AV. SENT.		120	120	-	-	-	-	-	-	-	-	-	-		
MARIHUANA	-	-	-	-	-	-	-	-	-	-	-	-	-	-	-
AV. SENT.		-	-	-	-	-	-	-	-	-	-	-	-		
NARCOTICS	17	9	7	1	1	-	-	8	7	-	1	-	-	-	-
AV. SENT.		57	44	180	24	-	-	31	36	-	3	-	-		
WEAPONS AND FIREARMS	16	4	3	-	1	-	-	11	8	-	3	-	-	-	-
AV. SENT.		30	30	-	30	-	-	30	39	-	5	-	-		
ESCAPE	1	1	1	-	-	-	-	-	-	-	-	-	-	-	-
AV. SENT.		12	12	-	-	-	-	-	-	-	-	-	-		
OTHER GENERAL OFFENSES	127	2	2	-	-	-	-	20	12	-	1	-	7	-	105
AV. SENT.		11	11	-	-	-	-	10	12	-	6	-	7		
IMMIGRATION LAWS	-	-	-	-	-	-	-	-	-	-	-	-	-	-	-
AV. SENT.		-	-	-	-	-	-	-	-	-	-	-	-		
LIQUOR, INTERNAL REV.	2	1	-	-	1	-	-	1	1	-	-	-	-	-	-
AV. SENT.		12	-	-	12	-	-	48	48	-	-	-	-		
SELECTIVE SERVICE ACT	-	-	-	-	-	-	-	-	-	-	-	-	-	-	-
AV. SENT.		-	-	-	-	-	-	-	-	-	-	-	-		
OTHER SPECIAL OFFENSES	19	7	4	1	2	-	-	6	2	-	1	-	-	-	6
AV. SENT.		20	25	18	10	-	-	26	31	-	4	-	-		

TABLE 3
UNITED STATES DISTRICT COURTS
TYPE OF SENTENCE FOR CONVICTED CRIMINAL DEFENDANTS
TWELVE MONTH PERIOD ENDED JUNE 30, 1980

DISTRICT AND OFFENSE	TOTAL CON-VICTED	TYPE OF IMPRISONMENT						TYPE OF PROBATION						SUS-PENDED SEN-TENCE	FINE ONLY
		TOTAL SEN-TENCED	ADULT			YOUTH CORREC-TIONS ACT	F.J. D.A.	TOTAL	ADULT			F.J. D.A.	NO SUPER-VISION		
			REGULAR	INDETER-MINATE	MIXED				IMME-DIATE	DELAYED	SPLIT				
ALABAMA MIDDLE															
TOTAL	194	71	62	-	3	6	-	82	68	-	14	-	-	-	41
AV. SENT.		37	37	-	11	48	-	31	36	-	4	-	-		
HOMICIDE	-	-	-	-	-	-	-	-	-	-	-	-	-	-	-
AV. SENT.		-	-	-	-	-	-	-	-	-	-	-	-		
ROBBERY	8	8	8	-	-	-	-	-	-	-	-	-	-	-	-
AV. SENT.		126	126	-	-	-	-	-	-	-	-	-	-		
ASSAULT	-	-	-	-	-	-	-	-	-	-	-	-	-	-	-
AV. SENT.		-	-	-	-	-	-	-	-	-	-	-	-		
BURGLARY	1	1	1	-	-	-	-	-	-	-	-	-	-	-	-
AV. SENT.		60	60	-	-	-	-	-	-	-	-	-	-		
LARCENY AND THEFT	17	5	4	-	-	1	-	10	10	-	-	-	-	-	2
AV. SENT.		36	33	-	-	48	-	36	36	-	-	-	-		
EMBEZZLEMENT	16	1	1	-	-	-	-	15	13	-	2	-	-	-	-
AV. SENT.		24	24	-	-	-	-	34	38	-	6	-	-		
FRAUD	36	10	6	-	2	2	-	26	18	-	8	-	-	-	-
AV. SENT.		24	21	-	11	48	-	25	34	-	4	-	-		
AUTO THEFT	5	5	5	-	-	-	-	-	-	-	-	-	-	-	-
AV. SENT.		34	34	-	-	-	-	-	-	-	-	-	-		
FORGERY, COUNTERFEIT.	7	6	3	-	-	3	-	1	1	-	-	-	-	-	-
AV. SENT.		46	44	-	-	48	-	36	36	-	-	-	-		
SEX OFFENSES	-	-	-	-	-	-	-	-	-	-	-	-	-	-	-
AV. SENT.		-	-	-	-	-	-	-	-	-	-	-	-		
MARIHUANA	10	9	9	-	-	-	-	1	1	-	-	-	-	-	-
AV. SENT.		18	18	-	-	-	-	36	36	-	-	-	-		
NARCOTICS	8	7	6	-	1	-	-	1	-	-	1	-	-	-	-
AV. SENT.		27	30	-	12	-	-	6	-	-	6	-	-		
WEAPONS AND FIREARMS	5	2	2	-	-	-	-	3	3	-	-	-	-	-	-
AV. SENT.		28	28	-	-	-	-	48	48	-	-	-	-		
ESCAPE	11	11	11	-	-	-	-	-	-	-	-	-	-	-	-
AV. SENT.		13	13	-	-	-	-	-	-	-	-	-	-		
OTHER GENERAL OFFENSES	45	4	4	-	-	-	-	6	4	-	2	-	-	-	35
AV. SENT.		27	27	-	-	-	-	25	36	-	3	-	-		
IMMIGRATION LAWS	-	-	-	-	-	-	-	-	-	-	-	-	-	-	-
AV. SENT.		-	-	-	-	-	-	-	-	-	-	-	-		
LIQUOR, INTERNAL REV.	-	-	-	-	-	-	-	-	-	-	-	-	-	-	-
AV. SENT.		-	-	-	-	-	-	-	-	-	-	-	-		
SELECTIVE SERVICE ACT	-	-	-	-	-	-	-	-	-	-	-	-	-	-	-
AV. SENT.		-	-	-	-	-	-	-	-	-	-	-	-		
OTHER SPECIAL OFFENSES	25	2	2	-	-	-	-	19	18	-	1	-	-	-	4
AV. SENT.		7	7	-	-	-	-	33	35	-	3	-	-		

TABLE 3
UNITED STATES DISTRICT COURTS
TYPE OF SENTENCE FOR CONVICTED CRIMINAL DEFENDANTS
TWELVE MONTH PERIOD ENDED JUNE 30, 1980

DISTRICT AND OFFENSE	TOTAL CON-VICTED	TYPE OF IMPRISONMENT						TYPE OF PROBATION						SUS-PENDED SEN-TENCE	FINE ONLY
		TOTAL SEN-TENCED	ADULT			YOUTH CORREC-TIONS ACT	F.J. D.A.	TOTAL	ADULT			F.J. D.A.	NO SUPER-VISION		
			REGULAR	INDETER-MINATE	MIXED				IMME-DIATE	DELAYED	SPLIT				
ALABAMA SOUTHERN															
TOTAL	95	45	43	-	1	1	-	50	43	-	7	-	-	-	-
AV. SENT.		94	96	-	60	48	-	34	38	-	4	-	-		
HOMICIDE	-	-	-	-	-	-	-	-	-	-	-	-	-	-	-
AV. SENT.		-	-	-	-	-	-	-	-	-	-	-	-		
ROBBERY	6	4	3	-	-	1	-	2	2	-	-	-	-	-	-
AV. SENT.		114	136	-	-	48	-	60	60	-	-	-	-		
ASSAULT	1	-	-	-	-	-	-	1	1	-	-	-	-	-	-
AV. SENT.		-	-	-	-	-	-	24	24	-	-	-	-		
BURGLARY	-	-	-	-	-	-	-	-	-	-	-	-	-	-	-
AV. SENT.		-	-	-	-	-	-	-	-	-	-	-	-		
LARCENY AND THEFT	7	1	1	-	-	-	-	6	6	-	-	-	-	-	-
AV. SENT.		12	12	-	-	-	-	32	32	-	-	-	-		
EMBEZZLEMENT	8	2	2	-	-	-	-	6	6	-	-	-	-	-	-
AV. SENT.		27	27	-	-	-	-	44	44	-	-	-	-		
FRAUD	21	7	7	-	-	-	-	14	11	-	3	-	-	-	-
AV. SENT.		50	50	-	-	-	-	24	29	-	4	-	-		
AUTO THEFT	2	2	2	-	-	-	-	-	-	-	-	-	-	-	-
AV. SENT.		66	66	-	-	-	-	-	-	-	-	-	-		
FORGERY, COUNTERFEIT.	13	4	3	-	1	-	-	9	8	-	1	-	-	-	-
AV. SENT.		48	44	-	60	-	-	44	49	-	6	-	-		
SEX OFFENSES	-	-	-	-	-	-	-	-	-	-	-	-	-	-	-
AV. SENT.		-	-	-	-	-	-	-	-	-	-	-	-		
MARIHUANA	20	15	15	-	-	-	-	5	5	-	-	-	-	-	-
AV. SENT.		136	136	-	-	-	-	60	60	-	-	-	-		
NARCOTICS	6	6	6	-	-	-	-	-	-	-	-	-	-	-	-
AV. SENT.		132	132	-	-	-	-	-	-	-	-	-	-		
WEAPONS AND FIREARMS	7	3	3	-	-	-	-	4	1	-	3	-	-	-	-
AV. SENT.		52	52	-	-	-	-	12	36	-	4	-	-		
ESCAPE	1	1	1	-	-	-	-	-	-	-	-	-	-	-	-
AV. SENT.		60	60	-	-	-	-	-	-	-	-	-	-		
OTHER GENERAL OFFENSES	-	-	-	-	-	-	-	-	-	-	-	-	-	-	-
AV. SENT.		-	-	-	-	-	-	-	-	-	-	-	-		
IMMIGRATION LAWS	-	-	-	-	-	-	-	-	-	-	-	-	-	-	-
AV. SENT.		-	-	-	-	-	-	-	-	-	-	-	-		
LIQUOR, INTERNAL REV.	-	-	-	-	-	-	-	-	-	-	-	-	-	-	-
AV. SENT.		-	-	-	-	-	-	-	-	-	-	-	-		
SELECTIVE SERVICE ACT	-	-	-	-	-	-	-	-	-	-	-	-	-	-	-
AV. SENT.		-	-	-	-	-	-	-	-	-	-	-	-		
OTHER SPECIAL OFFENSES	3	-	-	-	-	-	-	3	3	-	-	-	-	-	-
AV. SENT.		-	-	-	-	-	-	6	6	-	-	-	-		

TABLE 3
UNITED STATES DISTRICT COURTS
TYPE OF SENTENCE FOR CONVICTED CRIMINAL DEFENDANTS
TWELVE MONTH PERIOD ENDED JUNE 30, 1980

DISTRICT AND OFFENSE	TOTAL CON-VICTED	TYPE OF IMPRISONMENT						TYPE OF PROBATION						SUS-PENDED SEN-TENCE	FINE ONLY
		TOTAL SEN-TENCED	ADULT			YOUTH CORREC-TIONS ACT	F.J. D.A.	TOTAL	ADULT			F.J. D.A.	NO SUPER-VISION		
			REGULAR	INDETER-MINATE	MIXED				IMME-DIATE	DELAYED	SPLIT				
FLORIDA NORTHERN															
TOTAL	92	57	29	27	1	-	-	32	25	-	6	-	1	-	3
AV. SENT.		55	58	51	60	-	-	33	40	-	6	-	12		
HOMICIDE	-	-	-	-	-	-	-	-	-	-	-	-	-	-	-
AV. SENT.		-	-	-	-	-	-	-	-	-	-	-	-		
ROBBERY	3	3	-	3	-	-	-	-	-	-	-	-	-	-	-
AV. SENT.		128	-	128	-	-	-	-	-	-	-	-	-		
ASSAULT	1	1	-	1	-	-	-	-	-	-	-	-	-	-	-
AV. SENT.		60	-	60	-	-	-	-	-	-	-	-	-		
BURGLARY	-	-	-	-	-	-	-	-	-	-	-	-	-	-	-
AV. SENT.		-	-	-	-	-	-	-	-	-	-	-	-		
LARCENY AND THEFT	19	14	7	7	-	-	-	5	5	-	-	-	-	-	-
AV. SENT.		48	65	31	-	-	-	31	31	-	-	-	-		
EMBEZZLEMENT	8	3	2	-	1	-	-	5	4	-	1	-	-	-	-
AV. SENT.		28	12	-	60	-	-	44	54	-	6	-	-		
FRAUD	13	6	2	4	-	-	-	7	3	-	3	-	1	-	-
AV. SENT.		43	9	60	-	-	-	18	32	-	6	-	12		
AUTO THEFT	1	1	1	-	-	-	-	-	-	-	-	-	-	-	-
AV. SENT.		48	48	-	-	-	-	-	-	-	-	-	-		
FORGERY, COUNTERFEIT,	12	5	4	1	-	-	-	7	7	-	-	-	-	-	-
AV. SENT.		43	42	48	-	-	-	41	41	-	-	-	-		
SEX OFFENSES	-	-	-	-	-	-	-	-	-	-	-	-	-	-	-
AV. SENT.		-	-	-	-	-	-	-	-	-	-	-	-		
MARIHUANA	6	6	4	2	-	-	-	-	-	-	-	-	-	-	-
AV. SENT.		60	60	60	-	-	-	-	-	-	-	-	-		
NARCOTICS	9	4	3	1	-	-	-	5	3	-	2	-	-	-	-
AV. SENT.		52	30	120	-	-	-	33	52	-	6	-	-		
WEAPONS AND FIREARMS	1	-	-	-	-	-	-	1	1	-	-	-	-	-	-
AV. SENT.		-	-	-	-	-	-	36	36	-	-	-	-		
ESCAPE	12	11	4	7	-	-	-	1	1	-	-	-	-	-	-
AV. SENT.		21	21	21	-	-	-	36	36	-	-	-	-		
OTHER GENERAL OFFENSES	6	2	1	1	-	-	-	1	1	-	-	-	-	-	3
AV. SENT.		294	540	48	-	-	-	36	36	-	-	-	-		
IMMIGRATION LAWS	-	-	-	-	-	-	-	-	-	-	-	-	-	-	-
AV. SENT.		-	-	-	-	-	-	-	-	-	-	-	-		
LIQUOR, INTERNAL REV.	-	-	-	-	-	-	-	-	-	-	-	-	-	-	-
AV. SENT.		-	-	-	-	-	-	-	-	-	-	-	-		
SELECTIVE SERVICE ACT	-	-	-	-	-	-	-	-	-	-	-	-	-	-	-
AV. SENT.		-	-	-	-	-	-	-	-	-	-	-	-		
OTHER SPECIAL OFFENSES	1	1	1	-	-	-	-	-	-	-	-	-	-	-	-
AV. SENT.		36	36	-	-	-	-	-	-	-	-	-	-		

TABLE 3
UNITED STATES DISTRICT COURTS
TYPE OF SENTENCE FOR CONVICTED CRIMINAL DEFENDANTS
TWELVE MONTH PERIOD ENDED JUNE 30, 1980

DISTRICT AND OFFENSE	TOTAL CON-VICTED	TYPE OF IMPRISONMENT						TYPE OF PROBATION						SUS-PENDED SEN-TENCE	FINE ONLY
		TOTAL SEN-TENCED	ADULT			YOUTH CORREC-TIONS ACT	F.J. D.A.	TOTAL	ADULT			F.J. D.A.	NO SUPER-VISION		
			REGULAR	INDETER-MINATE	MIXED				IMME-DIATE	DELAYED	SPLIT				
FLORIDA MIDDLE															
TOTAL	373	159	134	5	6	14	-	190	125	-	39	-	26	2	22
AV. SENT.		55	56	88	24	48	-	29	34	-	5	-	38		
HOMICIDE	-	-	-	-	-	-	-	-	-	-	-	-	-	-	-
AV. SENT.		-	-	-	-	-	-	-	-	-	-	-	-		
ROBBERY	19	17	14	1	-	2	-	2	2	-	-	-	-	-	-
AV. SENT.		170	189	156	-	48	-	36	36	-	-	-	-		
ASSAULT	2	1	1	-	-	-	-	1	1	-	-	-	-	-	-
AV. SENT.		12	12	-	-	-	-	24	24	-	-	-	-		
BURGLARY	-	-	-	-	-	-	-	-	-	-	-	-	-	-	-
AV. SENT.		-	-	-	-	-	-	-	-	-	-	-	-		
LARCENY AND THEFT	29	15	12	1	-	2	-	13	10	-	3	-	-	-	1
AV. SENT.		38	29	120	-	48	-	31	39	-	6	-	-		
EMBEZZLEMENT	24	5	4	-	-	1	-	19	15	-	4	-	-	-	-
AV. SENT.		31	27	-	-	48	-	27	33	-	6	-	-		
FRAUD	62	14	10	1	3	-	-	48	32	-	14	-	2	-	
AV. SENT.		25	28	36	16	-	-	25	34	-	4	-	24		
AUTO THEFT	3	1	-	-	1	-	-	2	2	-	-	-	-	-	-
AV. SENT.		36	-	-	36	-	-	48	48	-	-	-	-		
FORGERY, COUNTERFEIT.	49	18	16	-	1	1	-	30	23	-	7	-	-	-	1
AV. SENT.		36	35	-	48	48	-	33	42	-	6	-	-		
SEX OFFENSES	-	-	-	-	-	-	-	-	-	-	-	-	-	-	-
AV. SENT.		-	-	-	-	-	-	-	-	-	-	-	-		
MARIHUANA	41	39	35	-	-	4	-	2	-	-	2	-	-	-	-
AV. SENT.		41	40	-	-	48	-	6	-	-	6	-	-		
NARCOTICS	37	27	24	-	-	3	-	9	6	-	3	-	-	1	-
AV. SENT.		57	58	-	-	48	-	20	27	-	6	-	-		
WEAPONS AND FIREARMS	11	3	2	1	-	-	-	8	4	-	4	-	-	-	-
AV. SENT.		84	102	48	-	-	-	22	39	-	5	-	-		
ESCAPE	4	2	2	-	-	-	-	1	1	-	-	-	-	-	1
AV. SENT.		9	9	-	-	-	-	24	24	-	-	-	-		
OTHER GENERAL OFFENSES	9	3	3	-	-	-	-	1	1	-	-	-	-	1	4
AV. SENT.		70	70	-	-	-	-	60	60	-	-	-	-		
IMMIGRATION LAWS	8	6	5	-	1	-	-	2	2	-	-	-	-	-	-
AV. SENT.		25	28	-	12	-	-	54	54	-	-	-	-		
LIQUOR, INTERNAL REV.	-	-	-	-	-	-	-	-	-	-	-	-	-	-	-
AV. SENT.		-	-	-	-	-	-	-	-	-	-	-	-		
SELECTIVE SERVICE ACT	-	-	-	-	-	-	-	-	-	-	-	-	-	-	-
AV. SENT.		-	-	-	-	-	-	-	-	-	-	-	-		
OTHER SPECIAL OFFENSES	75	8	6	1	-	1	-	52	26	-	2	-	24	-	15
AV. SENT.		32	21	84	-	48	-	30	24	-	3	-	40		

TABLE 3
UNITED STATES DISTRICT COURTS
TYPE OF SENTENCE FOR CONVICTED CRIMINAL DEFENDANTS
TWELVE MONTH PERIOD ENDED JUNE 30, 1980

DISTRICT AND OFFENSE	TOTAL CON-VICTED	TYPE OF IMPRISONMENT						TYPE OF PROBATION						SUS-PENDED SEN-TENCE	FINE ONLY
		TOTAL SEN-TENCED	ADULT			YOUTH CORREC-TIONS ACT	F.J. D.A.	TOTAL	ADULT			F.J. D.A.	NO SUPER-VISION		
			REGULAR	INDETER-MINATE	MIXED				IMME-DIATE	DELAYED	SPLIT				
FLORIDA SOUTHERN															
TOTAL	656	366	296	7	47	16	-	282	202	-	67	-	13	2	6
AV. SENT.		47	48	34	38	48	-	24	31	-	4	-	24		
HOMICIDE	-	-	-	-	-	-	-	-	-	-	-	-	-	-	-
AV. SENT.		-	-	-	-	-	-	-	-	-	-	-	-		
ROBBERY	10	9	8	-	-	1	-	1	1	-	-	-	-	-	-
AV. SENT.		77	81	-	-	48	-	60	60	-	-	-	-		
ASSAULT	2	1	1	-	-	-	-	1	1	-	-	-	-	-	-
AV. SENT.		6	6	-	-	-	-	12	12	-	-	-	-		
BURGLARY	-	-	-	-	-	-	-	-	-	-	-	-	-	-	-
AV. SENT.		-	-	-	-	-	-	-	-	-	-	-	-		
LARCENY AND THEFT	25	9	9	-	-	-	-	16	12	-	4	-	-	-	-
AV. SENT.		36	36	-	-	-	-	24	32	-	3	-	-		
EMBEZZLEMENT	24	1	-	-	-	1	-	23	20	-	3	-	-	-	-
AV. SENT.		48	-	-	-	48	-	34	38	-	4	-	-		
FRAUD	73	21	16	-	5	-	-	52	35	-	13	-	4	-	-
AV. SENT.		20	17	-	32	-	-	20	28	-	3	-	9		
AUTO THEFT	-	-	-	-	-	-	-	-	-	-	-	-	-	-	-
AV. SENT.		-	-	-	-	-	-	-	-	-	-	-	-		
FORGERY, COUNTERFEIT.	68	24	24	-	-	-	-	44	26	-	18	-	-	-	-
AV. SENT.		39	39	-	-	-	-	23	36	-	5	-	-		
SEX OFFENSES	-	-	-	-	-	-	-	-	-	-	-	-	-	-	-
AV. SENT.		-	-	-	-	-	-	-	-	-	-	-	-		
MARIHUANA	104	79	61	5	12	1	-	25	21	-	4	-	-	-	-
AV. SENT.		52	56	36	42	48	-	31	37	-	3	-	-		
NARCOTICS	218	176	133	2	28	13	-	42	31	-	11	-	-	-	-
AV. SENT.		45	46	30	39	48	-	26	34	-	4	-	-		
WEAPONS AND FIREARMS	14	7	7	-	-	-	-	7	4	-	3	-	-	-	-
AV. SENT.		72	72	-	-	-	-	18	28	-	5	-	-		
ESCAPE	5	5	5	-	-	-	-	-	-	-	-	-	-	-	-
AV. SENT.		25	25	-	-	-	-	-	-	-	-	-	-		
OTHER GENERAL OFFENSES	16	11	11	-	-	-	-	5	3	-	2	-	-	-	-
AV. SENT.		120	126	-	-	-	-	16	24	-	5	-	-		
IMMIGRATION LAWS	52	18	17	-	1	-	-	29	17	-	7	-	5	2	3
AV. SENT.		16	15	-	36	-	-	25	27	-	4	-	60		
LIQUOR, INTERNAL REV.	-	-	-	-	-	-	-	-	-	-	-	-	-	-	-
AV. SENT.		-	-	-	-	-	-	-	-	-	-	-	-		
SELECTIVE SERVICE ACT	-	-	-	-	-	-	-	-	-	-	-	-	-	-	-
AV. SENT.		-	-	-	-	-	-	-	-	-	-	-	-		
OTHER SPECIAL OFFENSES	46	5	4	-	1	-	-	37	31	-	2	-	4	-	3
AV. SENT.		63	76	-	12	-	-	17	19	-	2	-	9		

TABLE 3
UNITED STATES DISTRICT COURTS
TYPE OF SENTENCE FOR CONVICTED CRIMINAL DEFENDANTS
TWELVE MONTH PERIOD ENDED JUNE 30, 1980

DISTRICT AND OFFENSE	TOTAL CON-VICTED	TYPE OF IMPRISONMENT						TYPE OF PROBATION						SUS-PENDED SEN-TENCE	FINE ONLY
		TOTAL SEN-TENCED	ADULT			YOUTH CORREC-TIONS ACT	F.J. D.A.	TOTAL	ADULT			F.J. D.A.	NO SUPER-VISION		
			REGULAR	INDETER-MINATE	MIXED				IMME-DIATE	DELAYED	SPLIT				
GEORGIA NORTHERN															
TOTAL	313	151	111	18	18	4	-	150	121	-	26	-	3	1	11
AV. SENT.		80	92	48	35	54	-	33	39	-	4	-	32		
HOMICIDE	2	2	2	-	-	-	-	-	-	-	-	-	-	-	-
AV. SENT.		330	330	-	-	-	-	-	-	-	-	-	-		
ROBBERY	7	5	3	1	-	1	-	2	1	-	1	-	-	-	-
AV. SENT.		182	240	144	-	48	-	19	36	-	3	-	-		
ASSAULT	5	3	3	-	-	-	-	2	2	-	-	-	-	-	-
AV. SENT.		120	120	-	-	-	-	30	30	-	-	-	-		
BURGLARY	-	-	-	-	-	-	-	-	-	-	-	-	-	-	-
AV. SENT.		-	-	-	-	-	-	-	-	-	-	-	-		
LARCENY AND THEFT	16	5	4	1	-	-	-	11	10	-	1	-	-	-	-
AV. SENT.		48	48	48	-	-	-	31	34	-	6	-	-		
EMBEZZLEMENT	10	6	5	1	-	-	-	13	12	-	1	-	-	-	-
AV. SENT.		24	22	36	-	-	-	43	47	-	6	-	-		
FRAUD	94	27	14	6	7	-	-	66	51	-	14	-	1	-	1
AV. SENT.		73	117	32	22	-	-	33	41	-	4	-	24		
AUTO THEFT	19	14	13	-	1	-	-	5	4	-	1	-	-	-	-
AV. SENT.		50	53	-	12	-	-	28	34	-	6	-	-		
FORGERY, COUNTERFEIT.	33	19	10	2	6	1	-	14	10	-	4	-	-	-	-
AV. SENT.		49	44	42	58	72	-	36	49	-	4	-	-		
SEX OFFENSES	1	-	-	-	-	-	-	1	1	-	-	-	-	-	-
AV. SENT.		-	-	-	-	-	-	36	36	-	-	-	-		
MARIHUANA	2	1	1	-	-	-	-	1	1	-	-	-	-	-	-
AV. SENT.		6	6	-	-	-	-	36	36	-	-	-	-		
NARCOTICS	43	36	28	5	-	2	-	7	7	-	-	-	-	-	-
AV. SENT.		56	55	60	-	48	-	46	46	-	-	-	-		
WEAPONS AND FIREARMS	21	12	8	1	3	-	-	8	7	-	1	-	-	1	-
AV. SENT.		54	63	36	36	-	-	38	38	-	6	-	-		
ESCAPE	12	10	10	-	-	-	-	2	2	-	-	-	-	-	-
AV. SENT.		138	138	-	-	-	-	36	36	-	-	-	-		
OTHER GENERAL OFFENSES	12	4	3	1	-	-	-	4	2	-	1	-	1	-	4
AV. SENT.		231	300	24	-	-	-	15	24	-	3	-	12		
IMMIGRATION LAWS	1	-	-	-	-	-	-	1	-	-	-	-	1	-	-
AV. SENT.		-	-	-	-	-	-	60	-	-	-	-	60		
LIQUOR, INTERNAL REV.	-	-	-	-	-	-	-	-	-	-	-	-	-	-	-
AV. SENT.		-	-	-	-	-	-	-	-	-	-	-	-		
SELECTIVE SERVICE ACT	-	-	-	-	-	-	-	-	-	-	-	-	-	-	-
AV. SENT.		-	-	-	-	-	-	-	-	-	-	-	-		
OTHER SPECIAL OFFENSES	26	7	6	-	1	-	-	13	11	-	2	-	-	-	6
AV. SENT.		166	191	-	12	-	-	20	22	-	6	-	-		

TABLE 3
UNITED STATES DISTRICT COURTS
TYPE OF SENTENCE FOR CONVICTED CRIMINAL DEFENDANTS
TWELVE MONTH PERIOD ENDED JUNE 30, 1980

DISTRICT AND OFFENSE	TOTAL CON-VICTED	TYPE OF IMPRISONMENT						TYPE OF PROBATION						SUS-PENDED SEN-TENCE	FINE ONLY
		TOTAL SEN-TENCED	ADULT			YOUTH CORREC-TIONS ACT	F.J. D.A.	TOTAL	ADULT			F.J. D.A.	NO SUPER-VISION		
			REGULAR	INDETER-MINATE	MIXED				IMME-DIATE	DELAYED	SPLIT				
GEORGIA MIDDLE															
TOTAL	1,104	53	45	3	3	2	-	125	108	-	14	-	3	2	924
AV. SENT.		73	69	134	90	48	-	12	12	-	6	-	32		
HOMICIDE	-	-	-	-	-	-	-	-	-	-	-	-	-	-	-
AV. SENT.		-	-	-	-	-	-	-	-	-	-	-	-		
ROBBERY	6	6	5	1	-	-	-	-	-	-	-	-	-	-	-
AV. SENT.		167	158	210	-	-	-	-	-	-	-	-	-		
ASSAULT	4	3	3	-	-	-	-	-	-	-	-	-	-	1	-
AV. SENT.		34	34	-	-	-	-	-	-	-	-	-	-		
BURGLARY	-	-	-	-	-	-	-	-	-	-	-	-	-	-	-
AV. SENT.		-	-	-	-	-	-	-	-	-	-	-	-		
LARCENY AND THEFT	16	2	-	2	-	-	-	14	8	-	6	-	-	-	-
AV. SENT.		96	-	96	-	-	-	19	30	-	6	-	-		
EMBEZZLEMENT	2	-	-	-	-	-	-	2	1	-	1	-	-	-	-
AV. SENT.		-	-	-	-	-	-	15	24	-	6	-	-		
FRAUD	22	10	9	-	1	-	-	11	7	-	3	-	1	-	1
AV. SENT.		27	24	-	60	-	-	39	51	-	6	-	60		
AUTO THEFT	3	3	3	-	-	-	-	-	-	-	-	-	-	-	-
AV. SENT.		32	32	-	-	-	-	-	-	-	-	-	-		
FORGERY, COUNTERFEIT,	8	5	4	-	-	1	-	3	2	-	1	-	-	-	-
AV. SENT.		33	30	-	-	48	-	42	60	-	6	-	-		
SEX OFFENSES	-	-	-	-	-	-	-	-	-	-	-	-	-	-	-
AV. SENT.		-	-	-	-	-	-	-	-	-	-	-	-		
MARIHUANA	10	6	5	-	-	-	-	4	3	-	1	-	-	-	-
AV. SENT.		122	122	-	-	-	-	19	24	-	6	-	-		
NARCOTICS	14	12	10	-	2	-	-	2	1	-	1	-	-	-	-
AV. SENT.		96	94	-	105	-	-	33	60	-	6	-	-		
WEAPONS AND FIREARMS	6	4	4	-	-	-	-	2	2	-	-	-	-	-	-
AV. SENT.		33	33	-	-	-	-	30	30	-	-	-	-		
ESCAPE	1	1	1	-	-	-	-	-	-	-	-	-	-	-	-
AV. SENT.		4	4	-	-	-	-	-	-	-	-	-	-		
OTHER GENERAL OFFENSES	973	-	-	-	-	-	-	77	75	-	1	-	1	1	895
AV. SENT.		-	-	-	-	-	-	1	1	-	6	-	12		
IMMIGRATION LAWS	-	-	-	-	-	-	-	-	-	-	-	-	-	-	-
AV. SENT.		-	-	-	-	-	-	-	-	-	-	-	-		
LIQUOR, INTERNAL REV.	-	-	-	-	-	-	-	-	-	-	-	-	-	-	-
AV. SENT.		-	-	-	-	-	-	-	-	-	-	-	-		
SELECTIVE SERVICE ACT	-	-	-	-	-	-	-	-	-	-	-	-	-	-	-
AV. SENT.		-	-	-	-	-	-	-	-	-	-	-	-		
OTHER SPECIAL OFFENSES	39	1	-	-	-	1	-	10	9	-	-	-	1	-	24
AV. SENT.		48	-	-	-	48	-	31	32	-	-	-	24		

TABLE 3
UNITED STATES DISTRICT COURTS
TYPE OF SENTENCE FOR CONVICTED CRIMINAL DEFENDANTS
TWELVE MONTH PERIOD ENDED JUNE 30, 1980

DISTRICT AND OFFENSE	TOTAL CON-VICTED	TYPE OF IMPRISONMENT						TYPE OF PROBATION						SUS-PENDED SEN-TENCE	FINE ONLY
		TOTAL SEN-TENCED	ADULT			YOUTH CORREC-TIONS ACT	F.J. D.A.	TOTAL	ADULT			F.J. D.A.	NO SUPER-VISION		
			REGULAR	INDETER-MINATE	MIXED				IMME-DIATE	DELAYED	SPLIT				
GEORGIA SOUTHERN															
TOTAL	701	65	43	6	10	6	-	47	37	-	8	-	2	246	343
AV. SENT.		60	63	70	27	82	-	28	34	-	4	-	6		
HOMICIDE	-	-	-	-	-	-	-	-	-	-	-	-	-	-	-
AV. SENT.		-	-	-	-	-	-	-	-	-	-	-	-		
ROBBE	5	5	2	1	-	2	-	-	-	-	-	-	-	-	-
AV. SENT.		172	162	240	-	150	-	-	-	-	-	-	-		
ASSAULT	1	-	-	-	-	-	-	1	1	-	-	-	-	-	-
AV. SENT.		-	-	-	-	-	-	36	36	-	-	-	-		
BURGLARY	-	-	-	-	-	-	-	-	-	-	-	-	-	-	-
AV. SENT.		-	-	-	-	-	-	-	-	-	-	-	-		
LARCENY AND THEFT	18	10	4	3	1	2	-	8	6	-	2	-	-	-	-
AV. SENT.		27	13	32	24	48	-	28	37	-	3	-	-		
EMBEZZLEMENT	11	6	3	-	3	-	-	5	4	-	1	-	-	-	-
AV. SENT.		58	92	-	24	-	-	38	48	-	2	-	-		
FRAUD	19	2	1	-	1	-	-	15	9	-	5	-	1	-	2
AV. SENT.		18	12	-	24	-	-	26	40	-	5	-	6		
AUTO THEFT	4	3	2	-	1	-	-	1	1	-	-	-	-	-	-
AV. SENT.		36	36	-	36	-	-	60	60	-	-	-	-		
FORGERY, COUNTERFEIT,	7	5	3	1	1	-	-	2	2	-	-	-	-	-	-
AV. SENT.		34	30	36	48	-	-	36	36	-	-	-	-		
SEX OFFENSES	-	-	-	-	-	-	-	-	-	-	-	-	-	-	-
AV. SENT.		-	-	-	-	-	-	-	-	-	-	-	-		
MARIHUANA	20	18	16	-	2	-	-	2	2	-	-	-	-	-	-
AV. SENT.		74	79	-	30	-	-	12	12	-	-	-	-		
NARCOTICS	11	10	9	-	1	-	-	1	1	-	-	-	-	-	-
AV. SENT.		51	56	-	12	-	-	60	60	-	-	-	-		
WEAPONS AND FIREARMS	8	2	2	-	-	-	-	6	6	-	-	-	-	-	-
AV. SENT.		30	30	-	-	-	-	36	36	-	-	-	-		
ESCAPE	-	-	-	-	-	-	-	-	-	-	-	-	-	-	-
AV. SENT.		-	-	-	-	-	-	-	-	-	-	-	-		
OTHER GENERAL OFFENSES	590	4	1	1	-	2	-	3	2	-	-	-	1	244	339
AV. SENT.		54	72	50	-	48	-	8	9	-	-	-	6		
IMMIGRATION LAWS	-	-	-	-	-	-	-	-	-	-	-	-	-	-	-
AV. SENT.		-	-	-	-	-	-	-	-	-	-	-	-		
LIQUOR, INTERNAL REV.	-	-	-	-	-	-	-	-	-	-	-	-	-	-	-
AV. SENT.		-	-	-	-	-	-	-	-	-	-	-	-		
SELECTIVE SERVICE ACT	-	-	-	-	-	-	-	-	-	-	-	-	-	-	-
AV. SENT.		-	-	-	-	-	-	-	-	-	-	-	-		
OTHER SPECIAL OFFENSES	7	-	-	-	-	-	-	3	3	-	-	-	-	2	2
AV. SENT.		-	-	-	-	-	-	6	6	-	-	-	-		

TABLE 3
UNITED STATES DISTRICT COURTS
TYPE OF SENTENCE FOR CONVICTED CRIMINAL DEFENDANTS
TWELVE MONTH PERIOD ENDED JUNE 30, 1980

DISTRICT AND OFFENSE	TOTAL CON-VICTED	TYPE OF IMPRISONMENT						TYPE OF PROBATION						SUS-PENDED SEN-TENCE	FINE ONLY
		TOTAL SEN-TENCED	ADULT			YOUTH CORREC-TIONS ACT	F.J. D.A.	TOTAL	ADULT			F.J. D.A.	NO SUPER-VISION		
			REGULAR	INDETER-MINATE	MIXED				IMME-DIATE	DELAYED	SPLIT				
LOUISIANA EASTERN															
TOTAL	314	128	104	2	16	6	-	175	130	-	25	-	20	2	9
AV. SENT.		45	46	18	38	48	-	30	33	-	5	-	40		
HOMICIDE	-	-	-	-	-	-	-	-	-	-	-	-	-	-	-
AV. SENT.		-	-	-	-	-	-	-	-	-	-	-	-		
ROBBERY	10	9	9	-	-	-	-	1	-	-	1	-	-	-	-
AV. SENT.		118	118	-	-	-	-	6	-	-	6	-	-		
ASSAULT	-	-	-	-	-	-	-	-	-	-	-	-	-	-	-
AV. SENT.		-	-	-	-	-	-	-	-	-	-	-	-		
BURGLARY	-	-	-	-	-	-	-	-	-	-	-	-	-	-	-
AV. SENT.		-	-	-	-	-	-	-	-	-	-	-	-		
LARCENY AND THEFT	68	32	26	2	3	1	-	36	31	-	4	-	1	-	-
AV. SENT.		30	29	18	44	48	-	28	32	-	5	-	12		
EMBEZZLEMENT	19	3	3	-	-	-	-	16	14	-	1	-	1	-	-
AV. SENT.		28	28	-	-	-	-	30	33	-	6	-	6		
FRAUD	43	11	6	-	5	-	-	30	24	-	4	-	2	1	1
AV. SENT.		21	25	-	16	-	-	32	36	-	5	-	42		
AUTO THEFT	-	-	-	-	-	-	-	-	-	-	-	-	-	-	-
AV. SENT.		-	-	-	-	-	-	-	-	-	-	-	-		
FORGERY, COUNTERFEIT.	14	6	6	-	-	-	-	8	8	-	-	-	-	-	-
AV. SENT.		36	36	-	-	-	-	42	42	-	-	-	-		
SEX OFFENSES	-	-	-	-	-	-	-	-	-	-	-	-	-	-	-
AV. SENT.		-	-	-	-	-	-	-	-	-	-	-	-		
MARIHUANA	21	21	14	-	6	1	-	-	-	-	-	-	-	-	-
AV. SENT.		65	69	-	60	48	-	-	-	-	-	-	-		
NARCOTICS	41	29	26	-	-	3	-	12	11	-	1	-	-	-	-
AV. SENT.		51	52	-	-	48	-	40	43	-	6	-	-		
WEAPONS AND FIREARMS	10	3	3	-	-	-	-	7	3	-	4	-	-	-	-
AV. SENT.		26	26	-	-	-	-	12	22	-	5	-	-		
ESCAPE	4	2	2	-	-	-	-	2	1	-	1	-	-	-	-
AV. SENT.		9	9	-	-	-	-	31	60	-	2	-	-		
OTHER GENERAL OFFENSES	18	6	3	-	2	1	-	12	8	-	4	-	-	-	-
AV. SENT.		29	26	-	24	48	-	26	36	-	6	-	-		
IMMIGRATION LAWS	32	5	5	-	-	-	-	27	9	-	2	-	16	-	-
AV. SENT.		9	9	-	-	-	-	38	35	-	5	-	43		
LIQUOR, INTERNAL REV.	-	-	-	-	-	-	-	-	-	-	-	-	-	-	-
AV. SENT.		-	-	-	-	-	-	-	-	-	-	-	-		
SELECTIVE SERVICE ACT	-	-	-	-	-	-	-	-	-	-	-	-	-	-	-
AV. SENT.		-	-	-	-	-	-	-	-	-	-	-	-		
OTHER SPECIAL OFFENSES	34	1	1	-	-	-	-	24	21	-	3	-	-	1	8
AV. SENT.		24	24	-	-	-	-	20	22	-	5	-	-		

TABLE 3
UNITED STATES DISTRICT COURTS
TYPE OF SENTENCE FOR CONVICTED CRIMINAL DEFENDANTS
TWELVE MONTH PERIOD ENDED JUNE 30, 1980

DISTRICT AND OFFENSE	TOTAL CON-VICTED	TYPE OF IMPRISONMENT						TYPE OF PROBATION						SUS-PENDED SEN-TENCE	FINE ONLY
		TOTAL SEN-TENCED	ADULT			YOUTH CORREC-TIONS ACT	F.J. D.A.	TOTAL	ADULT			F.J. D.A.	NO SUPER-VISION		
			REGULAR	INDETER-MINATE	MIXED				IMME-DIATE	DELAYED	SPLIT				
LOUISIANA MIDDLE															
TOTAL	49	17	11	-	5	1	-	32	22	-	10	-	-	-	-
AV. SENT.		41	44	-	32	48	-	28	40	-	3	-	-		
HOMICIDE	-	-	-	-	-	-	-	-	-	-	-	-	-	-	-
AV. SENT.		-	-	-	-	-	-	-	-	-	-	-	-		
ROBBERY	-	-	-	-	-	-	-	-	-	-	-	-	-	-	-
AV. SENT.		-	-	-	-	-	-	-	-	-	-	-	-		
ASSAULT	-	-	-	-	-	-	-	-	-	-	-	-	-	-	-
AV. SENT.		-	-	-	-	-	-	-	-	-	-	-	-		
BURGLARY	-	-	-	-	-	-	-	-	-	-	-	-	-	-	-
AV. SENT.		-	-	-	-	-	-	-	-	-	-	-	-		
LARCENY AND THEFT	7	3	2	-	1	-	-	4	4	-	-	-	-	-	-
AV. SENT.		86	120	-	18	-	-	39	39	-	-	-	-		
EMBEZZLEMENT	10	2	1	-	1	-	-	8	5	-	3	-	-	-	-
AV. SENT.		42	24	-	60	-	-	29	45	-	2	-	-		
FRAUD	9	2	1	-	1	-	-	7	4	-	3	-	-	-	-
AV. SENT.		6	1	-	12	-	-	17	27	-	5	-	-		
AUTO THEFT	1	1	1	-	-	-	-	-	-	-	-	-	-	-	-
AV. SENT.		24	24	-	-	-	-	-	-	-	-	-	-		
FORGERY, COUNTERFEIT.	1	1	1	-	-	-	-	-	-	-	-	-	-	-	-
AV. SENT.		60	60	-	-	-	-	-	-	-	-	-	-		
SEX OFFENSES	-	-	-	-	-	-	-	-	-	-	-	-	-	-	-
AV. SENT.		-	-	-	-	-	-	-	-	-	-	-	-		
MARIHUANA	3	-	-	-	-	-	-	3	2	-	1	-	-	-	-
AV. SENT.		-	-	-	-	-	-	26	36	-	6	-	-		
NARCOTICS	6	2	1	-	-	1	-	4	2	-	2	-	-	-	-
AV. SENT.		42	36	-	-	48	-	30	60	-	1	-	-		
WEAPONS AND FIREARMS	1	-	-	-	-	-	-	1	1	-	-	-	-	-	-
AV. SENT.		-	-	-	-	-	-	60	60	-	-	-	-		
ESCAPE	-	-	-	-	-	-	-	-	-	-	-	-	-	-	-
AV. SENT.		-	-	-	-	-	-	-	-	-	-	-	-		
OTHER GENERAL OFFENSES	6	3	1	-	2	-	-	3	2	-	1	-	-	-	-
AV. SENT.		48	60	-	36	-	-	22	30	-	6	-	-		
IMMIGRATION LAWS	2	1	1	-	-	-	-	1	1	-	-	-	-	-	-
AV. SENT.		6	6	-	-	-	-	60	60	-	-	-	-		
LIQUOR, INTERNAL REV.	-	-	-	-	-	-	-	-	-	-	-	-	-	-	-
AV. SENT.		-	-	-	-	-	-	-	-	-	-	-	-		
SELECTIVE SERVICE ACT	-	-	-	-	-	-	-	-	-	-	-	-	-	-	-
AV. SENT.		-	-	-	-	-	-	-	-	-	-	-	-		
OTHER SPECIAL OFFENSES	3	2	2	-	-	-	-	1	1	-	-	-	-	-	-
AV. SENT.		18	18	-	-	-	-	18	18	-	-	-	-		

TABLE 3
UNITED STATES DISTRICT COURTS
TYPE OF SENTENCE FOR CONVICTED CRIMINAL DEFENDANTS
TWELVE MONTH PERIOD ENDED JUNE 30, 1980

DISTRICT AND OFFENSE	TOTAL CON-VICTED	TYPE OF IMPRISONMENT						TYPE OF PROBATION						SUS-PENDED SEN-TENCE	FINE ONLY
		TOTAL SEN-TENCED	ADULT			YOUTH CORREC-TIONS ACT	F.J. D.A.	TOTAL	ADULT			F.J. D.A.	NO SUPER-VISION		
			REGULAR	INDETER-MINATE	MIXED				IMME-DIATE	DELAYED	SPLIT				
LOUISIANA WESTERN															
TOTAL	164	38	32	1	4	1	-	124	96	-	27	-	1	-	2
AV. SENT.		51	52	60	48	48	-	31	35	-	4	-	24		
HOMICIDE	1	1	1	-	-	-	-	-	-	-	-	-	-	-	-
AV. SENT.		36	36	-	-	-	-	-	-	-	-	-	-		
ROBBERY	1	-	-	-	-	-	-	1	-	-	1	-	-	-	-
AV. SENT.		-	-	-	-	-	-	6	-	-	6	-	-		
ASSAULT	1	1	-	-	1	-	-	-	-	-	-	-	-	-	-
AV. SENT.		24	-	-	24	-	-	-	-	-	-	-	-		
BURGLARY	1	1	1	-	-	-	-	-	-	-	-	-	-	-	-
AV. SENT.		60	60	-	-	-	-	-	-	-	-	-	-		
LARCENY AND THEFT	28	4	2	1	1	-	-	24	18	-	5	-	1	-	-
AV. SENT.		51	42	60	60	-	-	37	47	-	5	-	24		
EMBEZZLEMENT	16	1	-	-	1	-	-	15	10	-	5	-	-	-	-
AV. SENT.		60	-	-	60	-	-	30	44	-	4	-	-		
FRAUD	19	4	4	-	-	-	-	15	11	-	4	-	-	-	-
AV. SENT.		87	87	-	-	-	-	39	52	-	4	-	-		
AUTO THEFT	7	6	5	-	1	-	-	1	1	-	-	-	-	-	-
AV. SENT.		70	74	-	43	-	-	60	60	-	-	-	-		
FORGERY, COUNTERFEIT.	19	7	6	-	-	1	-	12	10	-	2	-	-	-	-
AV. SENT.		43	43	-	-	48	-	40	47	-	6	-	-		
SEX OFFENSES	-	-	-	-	-	-	-	-	-	-	-	-	-	-	-
AV. SENT.		-	-	-	-	-	-	-	-	-	-	-	-		
MARIHUANA	3	2	2	-	-	-	-	1	1	-	-	-	-	-	-
AV. SENT.		66	66	-	-	-	-	60	60	-	-	-	-		
NARCOTICS	11	4	4	-	-	-	-	7	2	-	5	-	-	-	-
AV. SENT.		69	69	-	-	-	-	21	60	-	5	-	-		
WEAPONS AND FIREARMS	6	1	1	-	-	-	-	5	4	-	1	-	-	-	-
AV. SENT.		18	18	-	-	-	-	44	54	-	6	-	-		
ESCAPE	10	6	6	-	-	-	-	4	4	-	-	-	-	-	-
AV. SENT.		14	14	-	-	-	-	24	24	-	-	-	-		
OTHER GENERAL OFFENSES	7	-	-	-	-	-	-	6	4	-	2	-	-	-	1
AV. SENT.		-	-	-	-	-	-	29	42	-	3	-	-		
IMMIGRATION LAWS	1	-	-	-	-	-	-	1	-	-	1	-	-	-	-
AV. SENT.		-	-	-	-	-	-	6	-	-	6	-	-		
LIQUOR, INTERNAL REV.	-	-	-	-	-	-	-	-	-	-	-	-	-	-	-
AV. SENT.		-	-	-	-	-	-	-	-	-	-	-	-		
SELECTIVE SERVICE ACT	-	-	-	-	-	-	-	-	-	-	-	-	-	-	-
AV. SENT.		-	-	-	-	-	-	-	-	-	-	-	-		
OTHER SPECIAL OFFENSES	33	-	-	-	-	-	-	32	31	-	1	-	-	-	1
AV. SENT.		-	-	-	-	-	-	21	22	-	3	-	-		

TABLE 3
UNITED STATES DISTRICT COURTS
TYPE OF SENTENCE FOR CONVICTED CRIMINAL DEFENDANTS
TWELVE MONTH PERIOD ENDED JUNE 30, 1980

DISTRICT AND OFFENSE	TOTAL CON-VICTED	TYPE OF IMPRISONMENT						TYPE OF PROBATION						SUS-PENDED SEN-TENCE	FINE ONLY
		TOTAL SEN-TENCED	ADULT			YOUTH CORREC-TIONS ACT	F.J. D.A.	TOTAL	ADULT			F.J. D.A.	NO SUPER-VISION		
			REGULAR	INDETER-MINATE	MIXED				IMME-DIATE	DELAYED	SPLIT				
MISSISSIPPI NORTHERN															
TOTAL	36	14	8	-	6	-	-	22	17	-	5	-	-	-	-
AV. SENT.		83	124	-	28	-	-	33	41	-	4	-	-		
HOMICIDE	-	-	-	-	-	-	-	-	-	-	-	-	-	-	-
AV. SENT.		-	-	-	-	-	-	-	-	-	-	-	-		
ROBBERY	5	5	5	-	-	-	-	-	-	-	-	-	-	-	-
AV. SENT.		176	176	-	-	-	-	-	-	-	-	-	-		
ASSAULT	1	1	1	-	-	-	-	-	-	-	-	-	-	-	-
AV. SENT.		18	18	-	-	-	-	-	-	-	-	-	-		
BURGLARY	-	-	-	-	-	-	-	-	-	-	-	-	-	-	-
AV. SENT.		-	-	-	-	-	-	-	-	-	-	-	-		
LARCENY AND THEFT	2	-	-	-	-	-	-	2	2	-	-	-	-	-	-
AV. SENT.		-	-	-	-	-	-	36	36	-	-	-	-		
EMBEZZLEMENT	1	-	-	-	-	-	-	1	1	-	-	-	-	-	-
AV. SENT.		-	-	-	-	-	-	36	36	-	-	-	-		
FRAUD	12	3	-	-	3	-	-	9	4	-	5	-	-	-	-
AV. SENT.		29	-	-	28	-	-	17	33	-	4	-	-		
AUTO THEFT	-	-	-	-	-	-	-	-	-	-	-	-	-	-	-
AV. SENT.		-	-	-	-	-	-	-	-	-	-	-	-		
FORGERY, COUNTERFEIT.	10	4	2	-	2	-	-	6	6	-	-	-	-	-	-
AV. SENT.		33	48	-	18	-	-	48	48	-	-	-	-		
SEX OFFENSES	-	-	-	-	-	-	-	-	-	-	-	-	-	-	-
AV. SENT.		-	-	-	-	-	-	-	-	-	-	-	-		
MARIHUANA	-	-	-	-	-	-	-	-	-	-	-	-	-	-	-
AV. SENT.		-	-	-	-	-	-	-	-	-	-	-	-		
NARCOTICS	-	-	-	-	-	-	-	-	-	-	-	-	-	-	-
AV. SENT.		-	-	-	-	-	-	-	-	-	-	-	-		
WEAPONS AND FIREARMS	4	1	-	-	1	-	-	3	3	-	-	-	-	-	-
AV. SENT.		48	-	-	48	-	-	48	48	-	-	-	-		
ESCAPE	-	-	-	-	-	-	-	-	-	-	-	-	-	-	-
AV. SENT.		-	-	-	-	-	-	-	-	-	-	-	-		
OTHER GENERAL OFFENSES	-	-	-	-	-	-	-	-	-	-	-	-	-	-	-
AV. SENT.		-	-	-	-	-	-	-	-	-	-	-	-		
IMMIGRATION LAWS	-	-	-	-	-	-	-	-	-	-	-	-	-	-	-
AV. SENT.		-	-	-	-	-	-	-	-	-	-	-	-		
LIQUOR, INTERNAL REV.	-	-	-	-	-	-	-	-	-	-	-	-	-	-	-
AV. SENT.		-	-	-	-	-	-	-	-	-	-	-	-		
SELECTIVE SERVICE ACT	-	-	-	-	-	-	-	-	-	-	-	-	-	-	-
AV. SENT.		-	-	-	-	-	-	-	-	-	-	-	-		
OTHER SPECIAL OFFENSES	1	-	-	-	-	-	-	1	1	-	-	-	-	-	-
AV. SENT.		-	-	-	-	-	-	36	36	-	-	-	-		

TABLE 3
UNITED STATES DISTRICT COURTS
TYPE OF SENTENCE FOR CONVICTED CRIMINAL DEFENDANTS
TWELVE MONTH PERIOD ENDED JUNE 30, 1980

DISTRICT AND OFFENSE	TOTAL CON-VICTED	TYPE OF IMPRISONMENT						TYPE OF PROBATION						SUS-PENDED SEN-TENCE	FINE ONLY
		TOTAL SEN-TENCED	ADULT			YOUTH CORREC-TIONS ACT	F.J. D.A.	TOTAL	ADULT			F.J. D.A.	NO SUPER-VISION		
			REGULAR	INDETER-MINATE	MIXED				IMME-DIATE	DELAYED	SPLIT				
MISSISSIPPI SOUTHERN															
TOTAL	79	9	7	-	2	-	-	66	55	-	11	-	-	-	4
AV. SENT.		70	87	-	12	-	-	23	27	-	4	-	-		
HOMICIDE	-	-	-	-	-	-	-	-	-	-	-	-	-	-	-
AV. SENT.		-	-	-	-	-	-	-	-	-	-	-	-		
ROBBERY	-	-	-	-	-	-	-	-	-	-	-	-	-	-	-
AV. SENT.		-	-	-	-	-	-	-	-	-	-	-	-		
ASSAULT	1	-	-	-	-	-	-	1	-	-	1	-	-	-	-
AV. SENT.		-	-	-	-	-	-	6	-	-	6	-	-		
BURGLARY	-	-	-	-	-	-	-	-	-	-	-	-	-	-	-
AV. SENT.		-	-	-	-	-	-	-	-	-	-	-	-		
LARCENY AND THEFT	15	1	1	-	-	-	-	14	14	-	-	-	-	-	-
AV. SENT.		60	60	-	-	-	-	24	24	-	-	-	-		
EMBEZZLEMENT	5	-	-	-	-	-	-	5	4	-	1	-	-	-	-
AV. SENT.		-	-	-	-	-	-	29	36	-	4	-	-		
FRAUD	28	2	2	-	-	-	-	25	19	-	6	-	-	-	1
AV. SENT.		36	36	-	-	-	-	22	27	-	5	-	-		
AUTO THEFT	-	-	-	-	-	-	-	-	-	-	-	-	-	-	-
AV. SENT.		-	-	-	-	-	-	-	-	-	-	-	-		
FORGERY, COUNTERFEIT.	8	3	3	-	-	-	-	5	4	-	1	-	-	-	-
AV. SENT.		140	140	-	-	-	-	19	24	-	1	-	-		
SEX OFFENSES	-	-	-	-	-	-	-	-	-	-	-	-	-	-	-
AV. SENT.		-	-	-	-	-	-	-	-	-	-	-	-		
MARIHUANA	1	-	-	-	-	-	-	1	-	-	1	-	-	-	-
AV. SENT.		-	-	-	-	-	-	1	-	-	1	-	-		
NARCOTICS	1	-	-	-	-	-	-	1	1	-	-	-	-	-	-
AV. SENT.		-	-	-	-	-	-	60	60	-	-	-	-		
WEAPONS AND FIREARMS	3	2	-	-	2	-	-	1	-	-	1	-	-	-	-
AV. SENT.		12	-	-	12	-	-	5	-	-	5	-	-		
ESCAPE	-	-	-	-	-	-	-	-	-	-	-	-	-	-	-
AV. SENT.		-	-	-	-	-	-	-	-	-	-	-	-		
OTHER GENERAL OFFENSES	4	1	1	-	-	-	-	3	3	-	-	-	-	-	-
AV. SENT.		60	60	-	-	-	-	44	44	-	-	-	-		
IMMIGRATION LAWS	-	-	-	-	-	-	-	-	-	-	-	-	-	-	-
AV. SENT.		-	-	-	-	-	-	-	-	-	-	-	-		
LIQUOR, INTERNAL REV.	-	-	-	-	-	-	-	-	-	-	-	-	-	-	-
AV. SENT.		-	-	-	-	-	-	-	-	-	-	-	-		
SELECTIVE SERVICE ACT	-	-	-	-	-	-	-	-	-	-	-	-	-	-	-
AV. SENT.		-	-	-	-	-	-	-	-	-	-	-	-		
OTHER SPECIAL OFFENSES	13	-	-	-	-	-	-	10	10	-	-	-	-	-	3
AV. SENT.		-	-	-	-	-	-	20	20	-	-	-	-		

TABLE 3
UNITED STATES DISTRICT COURTS
TYPE OF SENTENCE FOR CONVICTED CRIMINAL DEFENDANTS
TWELVE MONTH PERIOD ENDED JUNE 30, 1980

DISTRICT AND OFFENSE	TOTAL CON-VICTED	TYPE OF IMPRISONMENT						TYPE OF PROBATION						SUS-PENDED SEN-TENCE	FINE ONLY
		TOTAL SEN-TENCED	ADULT			YOUTH CORREC-TIONS ACT	F.J. D.A.	TOTAL	ADULT			F.J. D.A.	NO SUPER-VISION		
			REGULAR	INDETER-MINATE	MIXED				IMME-DIATE	DELAYED	SPLIT				
TEXAS NORTHERN															
TOTAL	475	267	195	12	47	3	-	199	133	-	65	-	1	-	19
AV. SENT.		51	55	41	34	48	-	23	33	-	4	-	10		
HOMICIDE	-	-	-	-	-	-	-	-	-	-	-	-	-	-	-
AV. SENT.		-	-	-	-	-	-	-	-	-	-	-	-		
ROBBERY	19	15	12	1	1	1	-	4	1	-	3	-	-	-	-
AV. SENT.		85	96	24	60	48	-	5	12	-	4	-	-		
ASSAULT	1	1	1	-	-	-	-	-	-	-	-	-	-	-	-
AV. SENT.		18	18	-	-	-	-	-	-	-	-	-	-		
BURGLARY	-	-	-	-	-	-	-	-	-	-	-	-	-	-	-
AV. SENT.		-	-	-	-	-	-	-	-	-	-	-	-		
LARCENY AND THEFT	74	18	15	-	2	1	-	49	38	-	10	-	1	-	7
AV. SENT.		44	48	-	12	48	-	22	27	-	4	-	10		
EMBEZZLEMENT	32	7	3	1	3	-	-	24	17	-	7	-	-	-	1
AV. SENT.		27	26	30	28	-	-	24	33	-	5	-	-		
FRAUD	98	52	35	-	17	-	-	40	25	-	15	-	-	-	6
AV. SENT.		48	55	-	34	-	-	24	36	-	4	-	-		
AUTO THEFT	7	4	2	-	2	-	-	3	2	-	1	-	-	-	-
AV. SENT.		66	60	-	72	-	-	38	54	-	5	-	-		
FORGERY, COUNTERFEIT.	61	23	16	3	4	-	-	38	29	-	9	-	-	-	-
AV. SENT.		34	38	32	24	-	-	31	39	-	5	-	-		
SEX OFFENSES	-	-	-	-	-	-	-	-	-	-	-	-	-	-	-
AV. SENT.		-	-	-	-	-	-	-	-	-	-	-	-		
MARIHUANA	27	22	22	-	-	-	-	5	3	-	2	-	-	-	-
AV. SENT.		43	43	-	-	-	-	17	26	-	3	-	-		
NARCOTICS	54	59	43	1	15	-	-	5	1	-	4	-	-	-	-
AV. SENT.		64	77	13	40	-	-	16	60	-	6	-	-		
WEAPONS AND FIREARMS	12	8	8	-	-	-	-	4	3	-	1	-	-	-	-
AV. SENT.		86	86	-	-	-	-	31	40	-	6	-	-		
ESCAPE	28	23	23	-	-	-	-	5	2	-	3	-	-	-	-
AV. SENT.		15	15	-	-	-	-	10	18	-	6	-	-		
OTHER GENERAL OFFENSES	13	11	7	4	-	-	-	2	1	-	1	-	-	-	-
AV. SENT.		92	113	57	-	-	-	21	36	-	6	-	-		
IMMIGRATION LAWS	17	5	2	2	3	1	-	9	3	-	6	-	-	-	-
AV. SENT.		30	24	54	12	48	-	14	36	-	3	-	-		
LIQUOR, INTERNAL REV.	-	-	-	-	-	-	-	-	-	-	-	-	-	-	-
AV. SENT.		-	-	-	-	-	-	-	-	-	-	-	-		
SELECTIVE SERVICE ACT	-	-	-	-	-	-	-	-	-	-	-	-	-	-	-
AV. SENT.		-	-	-	-	-	-	-	-	-	-	-	-		
OTHER SPECIAL OFFENSES	22	6	6	-	-	-	-	11	8	-	3	-	-	-	5
AV. SENT.		9	9	-	-	-	-	20	26	-	5	-	-		

TABLE 3
UNITED STATES DISTRICT COURTS
TYPE OF SENTENCE FOR CONVICTED CRIMINAL DEFENDANTS
TWELVE MONTH PERIOD ENDED JUNE 30, 1980

DISTRICT AND OFFENSE	TOTAL CON-VICTED	TYPE OF IMPRISONMENT						TYPE OF PROBATION						SUS-PENDED SEN-TENCE	FINE ONLY
		TOTAL SEN-TENCED	ADULT			YOUTH CORREC-TIONS ACT	F.J. D.A.	TOTAL	ADULT			F.J. D.A.	NO SUPER-VISION		
			REGULAR	INDETER-MINATE	MIXED				IMME-DIATE	DELAYED	SPLIT				
TEXAS SOUTHERN TOTAL	1,323	348	312	6	18	10	1	938	587	-	181	8	162	4	33
AV. SENT.		42	43	27	40	48	-	36	43	-	4	45	46		
HOMICIDE	-	-	-	-	-	-	-	-	-	-	-	-	-	-	-
AV. SENT.		-	-	-	-	-	-	-	-	-	-	-	-		
ROBBERY	10	8	6	-	-	2	-	2	2	-	-	-	-	-	-
AV. SENT.		133	152	-	-	48	-	90	90	-	-	-	-		
ASSAULT	7	4	3	-	1	-	-	2	2	-	-	-	-	-	1
AV. SENT.		72	84	-	36	-	-	30	30	-	-	-	-		
BURGLARY	-	-	-	-	-	-	-	-	-	-	-	-	-	-	-
AV. SENT.		-	-	-	-	-	-	-	-	-	-	-	-		
LARCENY AND THEFT	32	8	7	-	1	-	-	22	16	-	3	-	3	2	-
AV. SENT.		27	26	-	36	-	-	31	40	-	6	-	10		
EMBEZZLEMENT	36	6	5	-	-	1	-	28	24	-	1	-	3	-	1
AV. SENT.		36	33	-	-	48	-	31	36	-	6	-	10		
FRAUD	101	14	11	-	3	-	-	78	42	-	18	-	18	-	9
AV. SENT.		28	26	-	37	-	-	33	40	-	3	-	49		
AUTO THEFT	7	3	3	-	-	-	-	4	4	-	-	-	-	-	-
AV. SENT.		41	41	-	-	-	-	54	54	-	-	-	-		
FORGERY, COUNTERFEIT.	31	15	15	-	-	-	-	16	14	-	2	-	-	-	-
AV. SENT.		41	41	-	-	-	-	38	42	-	5	-	-		
SEX OFFENSES	1	1	1	-	-	-	-	-	-	-	-	-	-	-	-
AV. SENT.		240	240	-	-	-	-	-	-	-	-	-	-		
MARIHUANA	149	67	64	-	3	-	-	82	68	-	13	-	1	-	-
AV. SENT.		45	45	-	52	-	-	40	47	-	4	-	36		
NARCOTICS	145	85	73	1	7	4	-	60	46	-	13	-	1	-	-
AV. SENT.		54	55	36	50	48	-	35	43	-	5	-	36		
WEAPONS AND FIREARMS	35	14	13	1	-	-	-	21	17	-	2	-	2	-	-
AV. SENT.		42	43	24	-	-	-	41	43	-	4	-	60		
ESCAPE	28	25	25	-	-	-	-	3	3	-	-	-	-	-	-
AV. SENT.		25	25	-	-	-	-	32	32	-	-	-	-		
OTHER GENERAL OFFENSES	14	3	3	-	-	-	-	4	2	-	2	-	-	-	7
AV. SENT.		58	58	-	-	-	-	24	42	-	6	-	-		
IMMIGRATION LAWS	660	84	74	4	2	3	1	571	318	-	119	8	126	1	4
AV. SENT.		27	26	26	21	48	-	37	44	-	5	45	48		
LIQUOR, INTERNAL REV.	-	-	-	-	-	-	-	-	-	-	-	-	-	-	-
AV. SENT.		-	-	-	-	-	-	-	-	-	-	-	-		
SELECTIVE SERVICE ACT	-	-	-	-	-	-	-	-	-	-	-	-	-	-	-
AV. SENT.		-	-	-	-	-	-	-	-	-	-	-	-		
OTHER SPECIAL OFFENSES	60	11	9	-	2	-	-	45	28	-	8	-	8	1	11
AV. SENT.		26	27	-	13	-	-	30	37	-	5	-	25		

TABLE 3
UNITED STATES DISTRICT COURTS
TYPE OF SENTENCE FOR CONVICTED CRIMINAL DEFENDANTS
TWELVE MONTH PERIOD ENDED JUNE 30, 1980

DISTRICT AND OFFENSE	TOTAL CON-VICTED	TYPE OF IMPRISONMENT						TYPE OF PROBATION						SUS-PENDED SEN-TENCE	FINE ONLY
		TOTAL SEN-TENCED	ADULT			YOUTH CORREC-TIONS ACT	F.J. D.A.	TOTAL	ADULT			F.J. D.A.	NO SUPER-VISION		
			REGULAR	INDETER-MINATE	MIXED				IMME-DIATE	DELAYED	SPLIT				
TEXAS EASTERN TOTAL	177	70	49	-	21	-	-	98	79	-	16	-	3	1	8
AV. SENT.		53	48	-	65	-	-	32	38	-	5	-	22		
HOMICIDE	-	-	-	-	-	-	-	-	-	-	-	-	-	-	-
AV. SENT.		-	-	-	-	-	-	-	-	-	-	-	-		
ROBBERY	1	1	1	-	-	-	-	-	-	-	-	-	-	-	-
AV. SENT.		120	120	-	-	-	-	-	-	-	-	-	-		
ASSAULT	1	1	-	-	1	-	-	-	-	-	-	-	-	-	-
AV. SENT.		24	-	-	24	-	-	-	-	-	-	-	-		
BURGLARY	-	-	-	-	-	-	-	-	-	-	-	-	-	-	-
AV. SENT.		-	-	-	-	-	-	-	-	-	-	-	-		
LARCENY AND THEFT	36	3	3	-	-	-	-	33	29	-	4	-	-	-	-
AV. SENT.		36	36	-	-	-	-	37	41	-	6	-	-		
EMBEZZLEMENT	12	2	2	-	-	-	-	9	7	-	1	-	1	-	1
AV. SENT.		42	42	-	-	-	-	26	31	-	6	-	6		
FRAUD	20	4	3	-	1	-	-	12	9	-	2	-	1	1	3
AV. SENT.		102	132	-	12	-	-	22	26	-	4	-	24		
AUTO THEFT	2	2	2	-	-	-	-	-	-	-	-	-	-	-	-
AV. SENT.		48	48	-	-	-	-	-	-	-	-	-	-		
FORGERY, COUNTERFEIT.	28	15	14	-	1	-	-	13	11	-	2	-	-	-	-
AV. SENT.		37	38	-	24	-	-	34	39	-	6	-	-		
SEX OFFENSES	-	-	-	-	-	-	-	-	-	-	-	-	-	-	-
AV. SENT.		-	-	-	-	-	-	-	-	-	-	-	-		
MARIHUANA	14	13	2	-	11	-	-	1	1	-	-	-	-	-	-
AV. SENT.		51	48	-	54	-	-	24	24	-	-	-	-		
NARCOTICS	10	3	3	-	-	-	-	7	2	-	4	-	1	-	-
AV. SENT.		48	48	-	-	-	-	22	48	-	6	-	36		
WEAPONS AND FIREARMS	4	1	1	-	-	-	-	3	3	-	-	-	-	-	-
AV. SENT.		60	60	-	-	-	-	44	44	-	-	-	-		
ESCAPE	4	4	4	-	-	-	-	-	-	-	-	-	-	-	-
AV. SENT.		15	15	-	-	-	-	-	-	-	-	-	-		
OTHER GENERAL OFFENSES	22	12	7	-	5	-	-	10	8	-	2	-	-	-	-
AV. SENT.		75	54	-	105	-	-	37	45	-	2	-	-		
IMMIGRATION LAWS	-	-	-	-	-	-	-	-	-	-	-	-	-	-	-
AV. SENT.		-	-	-	-	-	-	-	-	-	-	-	-		
LIQUOR, INTERNAL REV.	-	-	-	-	-	-	-	-	-	-	-	-	-	-	-
AV. SENT.		-	-	-	-	-	-	-	-	-	-	-	-		
SELECTIVE SERVICE ACT	-	-	-	-	-	-	-	-	-	-	-	-	-	-	-
AV. SENT.		-	-	-	-	-	-	-	-	-	-	-	-		
OTHER SPECIAL OFFENSES	23	9	7	-	2	-	-	10	9	-	1	-	-	-	4
AV. SENT.		38	39	-	36	-	-	36	40	-	6	-	-		

TABLE 3
UNITED STATES DISTRICT COURTS
TYPE OF SENTENCE FOR CONVICTED CRIMINAL DEFENDANTS
TWELVE MONTH PERIOD ENDED JUNE 30, 1980

DISTRICT AND OFFENSE	TOTAL CONVICTED	TYPE OF IMPRISONMENT						TYPE OF PROBATION						SUSPENDED SENTENCE	FINE ONLY
		TOTAL SENTENCED	ADULT			YOUTH CORRECTIONS ACT	F.J. D.A.	TOTAL	ADULT			F.J. D.A.	NO SUPERVISION		
			REGULAR	INDETERMINATE	MIXED				IMMEDIATE	DELAYED	SPLIT				
TEXAS WESTERN															
TOTAL	611	308	170	88	17	32	1	250	180	-	62	2	6	1	52
AV. SENT.		60	48	55	28	51	-	35	45	-	5	54	53		
HOMICIDE	-	-	-	-	-	-	-	-	-	-	-	-	-	-	-
AV. SENT.		-	-	-	-	-	-	-	-	-	-	-	-		
ROBBERY	16	14	5	5	-	4	-	2	2	-	-	-	-	-	-
AV. SENT.		144	129	180	-	120	-	50	60	-	-	-	-		
ASSAULT	9	4	2	1	-	1	-	3	1	-	1	1	-	-	2
AV. SENT.		105	132	36	-	120	-	38	60	-	6	48	-		
BURGLARY	-	-	-	-	-	-	-	-	-	-	-	-	-	-	-
AV. SENT.		-	-	-	-	-	-	-	-	-	-	-	-		
LARCENY AND THEFT	84	17	9	4	-	4	-	28	25	-	3	-	-	1	38
AV. SENT.		69	64	102	-	48	-	19	20	-	6	-	-		
EMBEZZLEMENT	14	4	2	1	1	-	-	9	8	-	1	-	-	-	1
AV. SENT.		42	6	36	120	-	-	54	60	-	6	-	-		
FRAUD	38	15	8	5	2	-	-	18	17	-	1	-	-	-	5
AV. SENT.		31	18	60	12	-	-	38	40	-	6	-	-		
AUTO THEFT	3	2	1	1	-	-	-	1	-	-	1	-	-	-	-
AV. SENT.		60	60	60	-	-	-	6	-	-	6	-	-		
FORGERY, COUNTERFEIT.	33	18	10	5	1	2	-	15	14	-	1	-	-	-	-
AV. SENT.		37	33	48	8	48	-	40	43	-	6	-	-		
SEX OFFENSES	1	1	-	-	1	-	-	-	-	-	-	-	-	-	-
AV. SENT.		9	-	-	9	-	-	-	-	-	-	-	-		
MARIHUANA	103	57	34	14	2	7	-	46	34	-	12	-	-	-	-
AV. SENT.		41	40	42	30	48	-	41	53	-	6	-	-		
NARCOTICS	78	67	40	20	-	7	-	11	9	-	2	-	-	-	-
AV. SENT.		66	67	67	-	58	-	39	46	-	5	-	-		
WEAPONS AND FIREARMS	23	16	6	7	3	-	-	7	6	-	1	-	-	-	-
AV. SENT.		34	46	24	36	-	-	52	60	-	6	-	-		
ESCAPE	11	8	7	1	-	-	-	3	1	-	2	-	-	-	-
AV. SENT.		22	22	24	-	-	-	24	60	-	6	-	-		
OTHER GENERAL OFFENSES	16	8	4	3	1	-	-	6	3	-	2	-	1	-	2
AV. SENT.		38	49	32	18	-	-	21	36	-	4	-	12		
IMMIGRATION LAWS	147	60	31	20	5	3	1	86	51	-	29	1	5	-	1
AV. SENT.		23	16	30	24	48	-	36	49	-	5	60	73		
LIQUOR, INTERNAL REV.	-	-	-	-	-	-	-	2	2	-	-	-	-	-	-
AV. SENT.		-	-	-	-	-	-	54	54	-	-	-	-		
SELECTIVE SERVICE ACT	-	-	-	-	-	-	-	-	-	-	-	-	-	-	-
AV. SENT.		-	-	-	-	-	-	-	-	-	-	-	-		
OTHER SPECIAL OFFENSES	33	17	11	1	1	4	-	13	7	-	6	-	-	-	3
AV. SENT.		76	97	24	24	48	-	24	40	-	5	-	-		

TABLE 3
UNITED STATES DISTRICT COURTS
TYPE OF SENTENCE FOR CONVICTED CRIMINAL DEFENDANTS
TWELVE MONTH PERIOD ENDED JUNE 30, 1980

DISTRICT AND OFFENSE	TOTAL CONVICTED	TYPE OF IMPRISONMENT						TYPE OF PROBATION						SUSPENDED SENTENCE	FINE ONLY
		TOTAL SENTENCED	ADULT			YOUTH CORRECTIONS ACT	F.J. D.A.	TOTAL	ADULT			F.J. D.A.	NO SUPERVISION		
			REGULAR	INDETERMINATE	MIXED				IMMEDIATE	DELAYED	SPLIT				
CANAL ZONE															
TOTAL	95	27	27	-	-	-	-	60	37	-	23	-	-	-	8
AV. SENT.		48	49	-	-	-	-	16	24	-	4	-	-		
HOMICIDE	-	-	-	-	-	-	-	-	-	-	-	-	-	-	-
AV. SENT.		-	-	-	-	-	-	-	-	-	-	-	-		
ROBBERY	1	1	1	-	-	-	-	-	-	-	-	-	-	-	-
AV. SENT.		36	36	-	-	-	-	-	-	-	-	-	-		
ASSAULT	2	1	1	-	-	-	-	1	-	-	1	-	-	-	-
AV. SENT.		3	3	-	-	-	-	3	-	-	3	-	-		
BURGLARY	26	9	9	-	-	-	-	17	2	-	15	-	-	-	-
AV. SENT.		39	39	-	-	-	-	8	36	-	5	-	-		
LARCENY AND THEFT	19	4	4	-	-	-	-	10	9	-	1	-	-	-	5
AV. SENT.		31	31	-	-	-	-	33	36	-	5	-	-		
EMBEZZLEMENT	-	-	-	-	-	-	-	-	-	-	-	-	-	-	-
AV. SENT.		-	-	-	-	-	-	-	-	-	-	-	-		
FRAUD	5	-	-	-	-	-	-	4	4	-	-	-	-	-	1
AV. SENT.		-	-	-	-	-	-	24	24	-	-	-	-		
AUTO THEFT	-	-	-	-	-	-	-	-	-	-	-	-	-	-	-
AV. SENT.		-	-	-	-	-	-	-	-	-	-	-	-		
FORGERY, COUNTERFEIT.	2	-	-	-	-	-	-	2	1	-	1	-	-	-	-
AV. SENT.		-	-	-	-	-	-	21	36	-	6	-	-		
SEX OFFENSES	5	4	4	-	-	-	-	1	1	-	-	-	-	-	-
AV. SENT.		120	120	-	-	-	-	36	36	-	-	-	-		
MARIHUANA	23	4	4	-	-	-	-	19	15	-	4	-	-	-	-
AV. SENT.		31	31	-	-	-	-	10	12	-	3	-	-		
NARCOTICS	3	1	1	-	-	-	-	2	1	-	1	-	-	-	-
AV. SENT.		12	12	-	-	-	-	9	12	-	6	-	-		
WEAPONS AND FIREARMS	-	-	-	-	-	-	-	-	-	-	-	-	-	-	-
AV. SENT.		-	-	-	-	-	-	-	-	-	-	-	-		
ESCAPE	-	-	-	-	-	-	-	-	-	-	-	-	-	-	-
AV. SENT.		-	-	-	-	-	-	-	-	-	-	-	-		
OTHER GENERAL OFFENSES	7	3	3	-	-	-	-	3	3	-	-	-	-	-	1
AV. SENT.		60	60	-	-	-	-	44	44	-	-	-	-		
IMMIGRATION LAWS	-	-	-	-	-	-	-	-	-	-	-	-	-	-	-
AV. SENT.		-	-	-	-	-	-	-	-	-	-	-	-		
LIQUOR, INTERNAL REV.	-	-	-	-	-	-	-	-	-	-	-	-	-	-	-
AV. SENT.		-	-	-	-	-	-	-	-	-	-	-	-		
SELECTIVE SERVICE ACT	-	-	-	-	-	-	-	-	-	-	-	-	-	-	-
AV. SENT.		-	-	-	-	-	-	-	-	-	-	-	-		
OTHER SPECIAL OFFENSES	2	-	-	-	-	-	-	1	1	-	-	-	-	-	1
AV. SENT.		-	-	-	-	-	-	6	6	-	-	-	-		

TABLE 3
UNITED STATES DISTRICT COURTS
TYPE OF SENTENCE FOR CONVICTED CRIMINAL DEFENDANTS
TWELVE MONTH PERIOD ENDED JUNE 30, 1980

DISTRICT AND OFFENSE	TOTAL CON-VICTED	TYPE OF IMPRISONMENT						TYPE OF PROBATION						SUS-PENDED SEN-TENCE	FINE ONLY
		TOTAL SEN-TENCED	ADULT			YOUTH CORREC-TIONS ACT	F.J. D.A.	TOTAL	ADULT			F.J. D.A.	NO SUPER-VISION		
			REGULAR	INDETER-MINATE	MIXED				IMME-DIATE	DELAYED	SPLIT				
KENTUCKY EASTERN															
TOTAL	194	125	94	8	12	11	-	64	31	-	32	-	1	1	4
AV. SENT.		81	95	31	27	51	-	24	46	-	4	-	12		
HOMICIDE	-	-	-	-	-	-	-	-	-	-	-	-	-	-	-
AV. SENT.		-	-	-	-	-	-	-	-	-	-	-	-		
ROBBERY	19	19	17	-	-	2	-	-	-	-	-	-	-	-	-
AV. SENT.		223	239	-	-	84	-	-	-	-	-	-	-		
ASSAULT	3	3	3	-	-	-	-	-	-	-	-	-	-	-	-
AV. SENT.		6	6	-	-	-	-	-	-	-	-	-	-		
BURGLARY	3	2	2	-	-	-	-	1	1	-	-	-	-	-	-
AV. SENT.		60	60	-	-	-	-	60	60	-	-	-	-		
LARCENY AND THEFT	14	9	5	-	2	2	-	5	1	-	4	-	-	-	-
AV. SENT.		60	66	-	60	48	-	11	36	-	5	-	-		
EMBEZZLEMENT	8	2	1	1	-	-	-	6	3	-	3	-	-	-	-
AV. SENT.		12	12	12	-	-	-	21	40	-	2	-	-		
FRAUD	19	8	4	1	3	-	-	11	8	-	2	-	1	-	-
AV. SENT.		58	96	24	20	-	-	38	51	-	2	-	12		
AUTO THEFT	12	10	8	2	-	-	-	2	-	-	2	-	-	-	-
AV. SENT.		72	78	48	-	-	-	4	-	-	4	-	-		
FORGERY, COUNTERFEIT.	8	5	3	1	-	1	-	3	3	-	-	-	-	-	-
AV. SENT.		42	34	60	-	48	-	52	52	-	-	-	-		
SEX OFFENSES	-	-	-	-	-	-	-	-	-	-	-	-	-	-	-
AV. SENT.		-	-	-	-	-	-	-	-	-	-	-	-		
MARIHUANA	1	-	-	-	-	-	-	1	-	-	1	-	-	-	-
AV. SENT.		-	-	-	-	-	-	6	-	-	6	-	-		
NARCOTICS	8	4	4	-	-	-	-	4	-	-	4	-	-	-	-
AV. SENT.		51	51	-	-	-	-	4	-	-	4	-	-		
WEAPONS AND FIREARMS	25	20	15	-	3	2	-	5	-	-	5	-	-	-	-
AV. SENT.		73	83	-	14	84	-	6	-	-	6	-	-		
ESCAPE	20	15	12	3	-	-	-	5	2	-	3	-	-	-	-
AV. SENT.		28	31	20	-	-	-	22	48	-	4	-	-		
OTHER GENERAL OFFENSES	17	14	11	-	3	-	-	3	1	-	2	-	-	-	-
AV. SENT.		72	83	-	32	-	-	15	36	-	4	-	-		
IMMIGRATION LAWS	3	3	3	-	-	-	-	-	-	-	-	-	-	-	-
AV. SENT.		21	21	-	-	-	-	-	-	-	-	-	-		
LIQUOR, INTERNAL REV.	-	-	-	-	-	-	-	-	-	-	-	-	-	-	-
AV. SENT.		-	-	-	-	-	-	-	-	-	-	-	-		
SELECTIVE SERVICE ACT	-	-	-	-	-	-	-	-	-	-	-	-	-	-	-
AV. SENT.		-	-	-	-	-	-	-	-	-	-	-	-		
OTHER SPECIAL OFFENSES	34	11	6	-	1	4	-	18	12	-	6	-	-	1	4
AV. SENT.		60	76	-	12	48	-	30	45	-	1	-	-		

TABLE 3
UNITED STATES DISTRICT COURTS
TYPE OF SENTENCE FOR CONVICTED CRIMINAL DEFENDANTS
TWELVE MONTH PERIOD ENDED JUNE 30, 1980

DISTRICT AND OFFENSE	TOTAL CON-VICTED	TYPE OF IMPRISONMENT						TYPE OF PROBATION						SUS-PENDED SEN-TENCE	FINE ONLY
		TOTAL SEN-TENCED	ADULT			YOUTH CORREC-TIONS ACT	F.J. D.A.	TOTAL	ADULT			F.J. D.A.	NO SUPER-VISION		
			REGULAR	INDETER-MINATE	MIXED				IMME-DIATE	DELAYED	SPLIT				
KENTUCKY WESTERN															
TOTAL	424	126	79	26	4	15	2	239	93	-	29	2	115	6	53
AV. SENT.		55	55	59	12	66	-	14	22	-	2	18	11		
HOMICIDE	4	-	-	-	-	-	-	3	3	-	-	-	-	1	-
AV. SENT.		-	-	-	-	-	-	52	52	-	-	-	-		
ROBBERY	10	9	3	3	-	3	-	1	1	-	-	-	-	-	-
AV. SENT.		150	150	176	-	116	-	60	60	-	-	-	-		
ASSAULT	17	8	3	-	-	4	1	7	4	-	1	-	2	1	1
AV. SENT.		29	15	-	-	48	-	12	15	-	6	-	12		
BURGLARY	2	2	2	-	-	-	-	-	-	-	-	-	-	-	-
AV. SENT.		39	39	-	-	-	-	-	-	-	-	-	-		
LARCENY AND THEFT	198	13	7	3	1	2	-	151	37	-	4	1	109	2	32
AV. SENT.		35	39	24	12	48	-	12	16	-	3	12	11		
EMBEZZLEMENT	10	3	-	3	-	-	-	7	6	-	1	-	-	-	-
AV. SENT.		16	-	16	-	-	-	25	30	-	1	-	-		
FRAUD	32	11	6	2	3	-	-	21	11	-	10	-	-	-	-
AV. SENT.		40	51	54	12	-	-	15	28	-	1	-	-		
AUTO THEFT	14	13	10	1	-	2	-	1	-	-	1	-	-	-	-
AV. SENT.		44	43	48	-	48	-	3	-	-	3	-	-		
FORGERY, COUNTERFEIT.	29	14	12	2	-	-	-	15	10	-	3	1	1	-	-
AV. SENT.		36	37	30	-	-	-	19	22	-	5	24	24		
SEX OFFENSES	5	5	3	-	-	1	1	-	-	-	-	-	-	-	-
AV. SENT.		30	34	-	-	48	-	-	-	-	-	-	-		
MARIHUANA	21	13	11	1	-	1	-	6	5	-	1	-	-	-	2
AV. SENT.		46	46	34	-	48	-	28	33	-	1	-	-		
NARCOTICS	13	8	3	5	-	-	-	5	3	-	2	-	-	-	-
AV. SENT.		66	30	88	-	-	-	20	32	-	2	-	-		
WEAPONS AND FIREARMS	14	6	4	1	-	1	-	7	1	-	5	-	1	-	1
AV. SENT.		42	36	60	-	48	-	8	36	-	2	-	12		
ESCAPE	12	12	9	3	-	-	-	-	-	-	-	-	-	-	-
AV. SENT.		17	16	20	-	-	-	-	-	-	-	-	-		
OTHER GENERAL OFFENSES	22	4	3	-	-	1	-	10	8	-	-	-	2	2	6
AV. SENT.		354	432	-	-	120	-	15	17	-	-	-	9		
IMMIGRATION LAWS	1	1	1	-	-	-	-	-	-	-	-	-	-	-	-
AV. SENT.		18	18	-	-	-	-	-	-	-	-	-	-		
LIQUOR, INTERNAL REV.	1	-	-	-	-	-	-	1	1	-	-	-	-	-	-
AV. SENT.		-	-	-	-	-	-	12	12	-	-	-	-		
SELECTIVE SERVICE ACT	-	-	-	-	-	-	-	-	-	-	-	-	-	-	-
AV. SENT.		-	-	-	-	-	-	-	-	-	-	-	-		
OTHER SPECIAL OFFENSES	19	4	2	2	-	-	-	4	3	-	1	-	-	-	11
AV. SENT.		27	18	36	-	-	-	19	24	-	6	-	-		

TABLE 3
UNITED STATES DISTRICT COURTS
TYPE OF SENTENCE FOR CONVICTED CRIMINAL DEFENDANTS
TWELVE MONTH PERIOD ENDED JUNE 30, 1980

DISTRICT AND OFFENSE	TOTAL CON-VICTED	TYPE OF IMPRISONMENT						TYPE OF PROBATION						SUS-PENDED SEN-TENCE	FINE ONLY
		TOTAL SEN-TENCED	ADULT			YOUTH CORREC-TIONS ACT	F.J. D.A.	TOTAL	ADULT			F.J. D.A.	NO SUPER-VISION		
			REGULAR	INDETER-MINATE	MIXED				IMME-DIATE	DELAYED	SPLIT				
MICHIGAN EASTERN															
TOTAL	524	255	169	77	6	3	-	229	173	-	51	-	5	4	35
AV. SENT.		36	33	41	45	56	-	23	29	-	2	-	43		
HOMICIDE	-	-	-	-	-	-	-	-	-	-	-	-	-	-	-
AV. SENT.		-	-	-	-	-	-	-	-	-	-	-	-		
ROBBERY	10	9	1	6	-	2	-	1	1	-	-	-	-	-	-
AV. SENT.		105	180	110	-	60	-	24	24	-	-	-	-		
ASSAULT	5	3	3	-	-	-	-	2	2	-	-	-	-	-	-
AV. SENT.		3	3	-	-	-	-	12	12	-	-	-	-		
BURGLARY	-	-	-	-	-	-	-	-	-	-	-	-	-	-	-
AV. SENT.		-	-	-	-	-	-	-	-	-	-	-	-		
LARCENY AND THEFT	38	19	12	7	-	-	-	19	14	-	5	-	-	-	-
AV. SENT.		43	37	52	-	-	-	20	25	-	4	-	-		
EMBEZZLEMENT	11	-	-	-	-	-	-	11	5	-	5	-	-	-	-
AV. SENT.		-	-	-	-	-	-	21	38	-	1	-	-		
FRAUD	149	53	39	13	1	-	-	91	69	-	22	-	-	1	4
AV. SENT.		21	18	30	12	-	-	21	27	-	2	-	-		
AUTO THEFT	9	5	2	3	-	-	-	4	2	-	2	-	-	-	-
AV. SENT.		37	33	40	-	-	-	20	35	-	4	-	-		
FORGERY, COUNTERFEIT.	66	36	25	11	-	-	-	30	27	-	3	-	-	-	-
AV. SENT.		36	41	26	-	-	-	28	31	-	3	-	-		
SEX OFFENSES	-	-	-	-	-	-	-	-	-	-	-	-	-	-	-
AV. SENT.		-	-	-	-	-	-	-	-	-	-	-	-		
MARIHUANA	6	5	5	-	-	-	-	1	1	-	-	-	-	-	-
AV. SENT.		12	12	-	-	-	-	24	24	-	-	-	-		
NARCOTICS	91	70	39	27	3	1	-	20	16	-	3	-	1	1	-
AV. SENT.		48	52	39	80	48	-	26	32	-	3	-	12		
WEAPONS AND FIREARMS	17	8	7	1	-	-	-	9	6	-	3	-	-	-	-
AV. SENT.		39	39	36	-	-	-	25	36	-	4	-	-		
ESCAPE	1	-	-	-	-	-	-	1	1	-	-	-	-	-	-
AV. SENT.		-	-	-	-	-	-	60	60	-	-	-	-		
OTHER GENERAL OFFENSES	33	19	16	3	1	-	-	12	6	-	6	-	-	-	2
AV. SENT.		37	39	36	10	-	-	15	28	-	2	-	-		
IMMIGRATION LAWS	22	12	11	1	-	-	-	7	4	-	-	-	3	2	1
AV. SENT.		7	5	24	-	-	-	46	36	-	-	-	60		
LIQUOR, INTERNAL REV.	-	-	-	-	-	-	-	-	-	-	-	-	-	-	-
AV. SENT.		-	-	-	-	-	-	-	-	-	-	-	-		
SELECTIVE SERVICE ACT	-	-	-	-	-	-	-	-	-	-	-	-	-	-	-
AV. SENT.		-	-	-	-	-	-	-	-	-	-	-	-		
OTHER SPECIAL OFFENSES	66	16	10	5	1	-	-	21	18	-	2	-	1	-	29
AV. SENT.		14	10	22	12	-	-	24	26	-	3	-	24		

TABLE 3
UNITED STATES DISTRICT COURTS
TYPE OF SENTENCE FOR CONVICTED CRIMINAL DEFENDANTS
TWELVE MONTH PERIOD ENDED JUNE 30, 1980

DISTRICT AND OFFENSE	TOTAL CON-VICTED	TYPE OF IMPRISONMENT						TYPE OF PROBATION						SUS-PENDED SEN-TENCE	FINE ONLY
		TOTAL SEN-TENCED	ADULT			YOUTH CORREC-TIONS ACT	F.J. D.A.	TOTAL	ADULT			F.J. D.A.	NO SUPER-VISION		
			REGULAR	INDETER-MINATE	MIXED				IMME-DIATE	DELAYED	SPLIT				
MICHIGAN WESTERN															
TOTAL	151	55	43	9	-	3	-	88	74	-	14	-	-	2	6
AV. SENT.		102	111	76	-	48	-	30	35	-	3	-	-		
HOMICIDE	-	-	-	-	-	-	-	-	-	-	-	-	-	-	-
AV. SENT.		-	-	-	-	-	-	-	-	-	-	-	-		
ROBBERY	6	5	3	2	-	-	-	1	1	-	-	-	-	-	-
AV. SENT.		172	172	174	-	-	-	60	60	-	-	-	-		
ASSAULT	4	2	2	-	-	-	-	2	2	-	-	-	-	-	-
AV. SENT.		21	21	-	-	-	-	13	13	-	-	-	-		
BURGLARY	-	-	-	-	-	-	-	-	-	-	-	-	-	-	-
AV. SENT.		-	-	-	-	-	-	-	-	-	-	-	-		
LARCENY AND THEFT	15	9	8	-	-	1	-	6	3	-	3	-	-	-	-
AV. SENT.		41	40	-	-	48	-	24	44	-	5	-	-		
EMBEZZLEMENT	14	1	-	-	-	1	-	13	13	-	-	-	-	-	-
AV. SENT.		48	-	-	-	48	-	31	31	-	-	-	-		
FRAUD	35	14	12	2	-	-	-	20	17	-	3	-	-	-	1
AV. SENT.		114	125	48	-	-	-	25	28	-	2	-	-		
AUTO THEFT	-	-	-	-	-	-	-	-	-	-	-	-	-	-	-
AV. SENT.		-	-	-	-	-	-	-	-	-	-	-	-		
FORGERY, COUNTERFEIT.	6	3	1	2	-	-	-	3	3	-	-	-	-	-	-
AV. SENT.		84	156	48	-	-	-	34	34	-	-	-	-		
SEX OFFENSES	2	1	1	-	-	-	-	1	-	-	1	-	-	-	-
AV. SENT.		120	120	-	-	-	-	6	-	-	6	-	-		
MARIHUANA	11	1	1	-	-	-	-	10	10	-	-	-	-	-	-
AV. SENT.		72	72	-	-	-	-	34	34	-	-	-	-		
NARCOTICS	31	15	14	-	-	1	-	16	11	-	5	-	-	-	-
AV. SENT.		104	108	-	-	48	-	28	40	-	3	-	-		
WEAPONS AND FIREARMS	2	1	-	1	-	-	-	1	1	-	-	-	-	-	-
AV. SENT.		60	-	60	-	-	-	36	36	-	-	-	-		
ESCAPE	-	-	-	-	-	-	-	-	-	-	-	-	-	-	-
AV. SENT.		-	-	-	-	-	-	-	-	-	-	-	-		
OTHER GENERAL OFFENSES	9	2	1	1	-	-	-	5	5	-	-	-	-	2	-
AV. SENT.		288	540	36	-	-	-	48	48	-	-	-	-		
IMMIGRATION LAWS	3	1	-	1	-	-	-	2	2	-	-	-	-	-	-
AV. SENT.		48	-	48	-	-	-	42	42	-	-	-	-		
LIQUOR, INTERNAL REV.	-	-	-	-	-	-	-	-	-	-	-	-	-	-	-
AV. SENT.		-	-	-	-	-	-	-	-	-	-	-	-		
SELECTIVE SERVICE ACT	-	-	-	-	-	-	-	-	-	-	-	-	-	-	-
AV. SENT.		-	-	-	-	-	-	-	-	-	-	-	-		
OTHER SPECIAL OFFENSES	13	-	-	-	-	-	-	8	6	-	2	-	-	-	5
AV. SENT.		-	-	-	-	-	-	30	40	-	1	-	-		

TABLE 3
UNITED STATES DISTRICT COURTS
TYPE OF SENTENCE FOR CONVICTED CRIMINAL DEFENDANTS
TWELVE MONTH PERIOD ENDED JUNE 30, 1980

DISTRICT AND OFFENSE	TOTAL CON-VICTED	TYPE OF IMPRISONMENT						TYPE OF PROBATION						SUS-PENDED SEN-TENCE	FINE ONLY
		TOTAL SEN-TENCED	ADULT			YOUTH CORREC-TIONS ACT	F.J. D.A.	TOTAL	ADULT			F.J. D.A.	NO SUPER-VISION		
			REGULAR	INDETER-MINATE	MIXED				IMME-DIATE	DELAYED	SPLIT				
OHIO NORTHERN															
TOTAL	303	144	80	45	12	7	-	153	119	-	34	-	-	2	4
AV. SENT.		73	83	70	35	48	-	27	34	-	4	-	-		
HOMICIDE	1	1	1	-	-	-	-	-	-	-	-	-	-	-	-
AV. SENT.		540	540	-	-	-	-	-	-	-	-	-	-		
ROBBERY	35	34	20	11	-	3	-	1	-	-	1	-	-	-	-
AV. SENT.		160	190	134	-	48	-	2	-	-	2	-	-		
ASSAULT	1	1	1	-	-	-	-	-	-	-	-	-	-	-	-
AV. SENT.		18	18	-	-	-	-	-	-	-	-	-	-		
BURGLARY	-	-	-	-	-	-	-	-	-	-	-	-	-	-	-
AV. SENT.		-	-	-	-	-	-	-	-	-	-	-	-		
LARCENY AND THEFT	52	26	12	11	2	1	-	25	18	-	7	-	-	-	1
AV. SENT.		45	35	60	30	48	-	31	41	-	5	-	-		
EMBEZZLEMENT	26	5	1	2	1	1	-	21	14	-	7	-	-	-	-
AV. SENT.		38	36	36	36	48	-	26	37	-	2	-	-		
FRAUD	69	14	9	5	-	-	-	51	43	-	8	-	-	1	3
AV. SENT.		33	34	30	-	-	-	24	28	-	4	-	-		
AUTO THEFT	12	8	2	5	-	1	-	4	3	-	1	-	-	-	-
AV. SENT.		42	24	48	-	48	-	31	40	-	6	-	-		
FORGERY, COUNTERFEIT.	34	13	5	8	-	-	-	21	18	-	3	-	-	-	-
AV. SENT.		52	45	56	-	-	-	32	37	-	4	-	-		
SEX OFFENSES	-	-	-	-	-	-	-	-	-	-	-	-	-	-	-
AV. SENT.		-	-	-	-	-	-	-	-	-	-	-	-		
MARIHUANA	-	-	-	-	-	-	-	-	-	-	-	-	-	-	-
AV. SENT.		-	-	-	-	-	-	-	-	-	-	-	-		
NARCOTICS	27	23	12	1	9	1	-	4	3	-	1	-	-	-	-
AV. SENT.		49	59	60	36	48	-	22	28	-	6	-	-		
WEAPONS AND FIREARMS	20	3	2	1	-	-	-	17	14	-	3	-	-	-	-
AV. SENT.		28	36	12	-	-	-	32	38	-	3	-	-		
ESCAPE	1	-	-	-	-	-	-	1	1	-	-	-	-	-	-
AV. SENT.		-	-	-	-	-	-	24	24	-	-	-	-		
OTHER GENERAL OFFENSES	13	9	8	1	-	-	-	4	1	-	3	-	-	-	-
AV. SENT.		40	40	36	-	-	-	8	24	-	3	-	-		
IMMIGRATION LAWS	1	-	-	-	-	-	-	-	-	-	-	-	-	1	-
AV. SENT.		-	-	-	-	-	-	-	-	-	-	-	-		
LIQUOR, INTERNAL REV.	2	-	-	-	-	-	-	2	2	-	-	-	-	-	-
AV. SENT.		-	-	-	-	-	-	36	36	-	-	-	-		
SELECTIVE SERVICE ACT	-	-	-	-	-	-	-	-	-	-	-	-	-	-	-
AV. SENT.		-	-	-	-	-	-	-	-	-	-	-	-		
OTHER SPECIAL OFFENSES	9	7	7	-	-	-	-	2	2	-	-	-	-	-	-
AV. SENT.		24	24	-	-	-	-	30	30	-	-	-	-		

TABLE 3
UNITED STATES DISTRICT COURTS
TYPE OF SENTENCE FOR CONVICTED CRIMINAL DEFENDANTS
TWELVE MONTH PERIOD ENDED JUNE 30, 1980

DISTRICT AND OFFENSE	TOTAL CON-VICTED	TYPE OF IMPRISONMENT						TYPE OF PROBATION						SUS-PENDED SEN-TENCE	FINE ONLY
		TOTAL SEN-TENCED	ADULT			YOUTH CORREC-TIONS ACT	F.J. D.A.	TOTAL	ADULT			F.J. D.A.	NO SUPER-VISION		
			REGULAR	INDETER-MINATE	MIXED				IMME-DIATE	DELAYED	SPLIT				
OHIO SOUTHERN															
TOTAL	230	124	112	4	2	6	-	95	70	-	23	-	2	-	11
AV. SENT.		79	81	105	24	48	-	24	31	-	4	-	6		
HOMICIDE	1	1	1	-	-	-	-	-	-	-	-	-	-	-	-
AV. SENT.		540	540	-	-	-	-	-	-	-	-	-	-		
ROBBERY	29	28	25	2	-	1	-	1	1	-	-	-	-	-	-
AV. SENT.		138	141	150	-	48	-	60	60	-	-	-	-		
ASSAULT	-	-	-	-	-	-	-	-	-	-	-	-	-	-	-
AV. SENT.		-	-	-	-	-	-	-	-	-	-	-	-		
BURGLARY	1	-	-	-	-	-	-	1	1	-	-	-	-	-	-
AV. SENT.		-	-	-	-	-	-	48	48	-	-	-	-		
LARCENY AND THEFT	38	21	19	1	-	1	-	17	11	-	6	-	-	-	-
AV. SENT.		50	50	60	-	48	-	21	30	-	4	-	-		
EMBEZZLEMENT	28	10	8	-	-	2	-	18	14	-	4	-	-	-	-
AV. SENT.		30	26	-	-	48	-	25	31	-	4	-	-		
FRAUD	49	12	11	1	-	-	-	30	21	-	9	-	-	-	7
AV. SENT.		42	40	60	-	-	-	21	29	-	3	-	-		
AUTO THEFT	7	2	1	-	1	-	-	5	5	-	-	-	-	-	-
AV. SENT.		36	36	-	36	-	-	36	36	-	-	-	-		
FORGERY, COUNTERFEIT.	29	23	22	-	-	1	-	6	4	-	2	-	-	-	-
AV. SENT.		97	99	-	-	48	-	21	30	-	3	-	-		
SEX OFFENSES	-	-	-	-	-	-	-	-	-	-	-	-	-	-	-
AV. SENT.		-	-	-	-	-	-	-	-	-	-	-	-		
MARIHUANA	-	-	-	-	-	-	-	-	-	-	-	-	-	-	-
AV. SENT.		-	-	-	-	-	-	-	-	-	-	-	-		
NARCOTICS	16	14	13	-	-	1	-	2	2	-	-	-	-	-	-
AV. SENT.		54	43	-	-	48	-	36	36	-	-	-	-		
WEAPONS AND FIREARMS	5	1	1	-	-	-	-	4	3	-	1	-	-	-	-
AV. SENT.		48	48	-	-	-	-	24	30	-	6	-	-		
ESCAPE	2	2	2	-	-	-	-	-	-	-	-	-	-	-	-
AV. SENT.		42	42	-	-	-	-	-	-	-	-	-	-		
OTHER GENERAL OFFENSES	8	3	2	-	1	-	-	3	2	-	1	-	-	-	2
AV. SENT.		24	31	-	12	-	-	14	18	-	6	-	-		
IMMIGRATION LAWS	-	-	-	-	-	-	-	-	-	-	-	-	-	-	-
AV. SENT.		-	-	-	-	-	-	-	-	-	-	-	-		
LIQUOR, INTERNAL REV.	-	-	-	-	-	-	-	-	-	-	-	-	-	-	-
AV. SENT.		-	-	-	-	-	-	-	-	-	-	-	-		
SELECTIVE SERVICE ACT	-	-	-	-	-	-	-	-	-	-	-	-	-	-	-
AV. SENT.		-	-	-	-	-	-	-	-	-	-	-	-		
OTHER SPECIAL OFFENSES	17	7	7	-	-	-	-	8	6	-	-	-	2	-	2
AV. SENT.		57	57	-	-	-	-	24	30	-	-	-	6		

TABLE 3
UNITED STATES DISTRICT COURTS
TYPE OF SENTENCE FOR CONVICTED CRIMINAL DEFENDANTS
TWELVE MONTH PERIOD ENDED JUNE 30, 1980

DISTRICT AND OFFENSE	TOTAL CON-VICTED	TYPE OF IMPRISONMENT						TYPE OF PROBATION						SUS-PENDED SEN-TENCE	FINE ONLY
		TOTAL SEN-TENCED	ADULT			YOUTH CORREC-TIONS ACT	F.J. D.A.	TOTAL	ADULT			F.J. D.A.	NO SUPER-VISION		
			REGULAR	INDETER-MINATE	MIXED				IMME-DIATE	DELAYED	SPLIT				
TENNESSEE EASTERN TOTAL	150	84	48	22	8	6	-	56	38	-	18	-	-	-	10
AV. SENT.		54	52	78	37	72	-	18	25	-	3	-	-		
HOMICIDE	-	-	-	-	-	-	-	-	-	-	-	-	-	-	-
AV. SENT.		-	-	-	-	-	-	-	-	-	-	-	-		
ROBBERY	20	20	7	9	-	4	-	-	-	-	-	-	-	-	-
AV. SENT.		146	162	161	-	84	-	-	-	-	-	-	-		
ASSAULT	1	-	-	-	-	-	-	1	1	-	-	-	-	-	-
AV. SENT.		-	-	-	-	-	-	24	24	-	-	-	-		
BURGLARY	-	-	-	-	-	-	-	-	-	-	-	-	-	-	-
AV. SENT.		-	-	-	-	-	-	-	-	-	-	-	-		
LARCENY AND THEFT	21	8	4	3	1	-	-	13	6	-	7	-	-	-	-
AV. SENT.		51	84	12	36	-	-	12	22	-	4	-	-		
EMBEZZLEMENT	6	4	3	-	-	1	-	2	-	-	2	-	-	-	-
AV. SENT.		19	10	-	-	48	-	2	-	-	2	-	-		
FRAUD	24	10	5	3	2	-	-	13	10	-	3	-	-	-	1
AV. SENT.		21	25	14	24	-	-	24	31	-	2	-	-		
AUTO THEFT	25	21	17	2	2	-	-	4	3	-	1	-	-	-	-
AV. SENT.		41	39	42	60	-	-	31	40	-	6	-	-		
FORGERY, COUNTERFEIT.	11	8	4	2	1	1	-	3	1	-	2	-	-	-	-
AV. SENT.		39	42	21	60	48	-	8	12	-	6	-	-		
SEX OFFENSES	1	-	-	-	-	-	-	1	1	-	-	-	-	-	-
AV. SENT.		-	-	-	-	-	-	18	18	-	-	-	-		
MARIHUANA	1	-	-	-	-	-	-	1	1	-	-	-	-	-	-
AV. SENT.		-	-	-	-	-	-	12	12	-	-	-	-		
NARCOTICS	4	2	2	-	-	-	-	2	2	-	-	-	-	-	-
AV. SENT.		42	42	-	-	-	-	24	24	-	-	-	-		
WEAPONS AND FIREARMS	15	4	1	1	2	-	-	9	7	-	2	-	-	-	2
AV. SENT.		16	18	12	18	-	-	20	25	-	3	-	-		
ESCAPE	4	4	3	1	-	-	-	-	-	-	-	-	-	-	-
AV. SENT.		28	34	12	-	-	-	-	-	-	-	-	-		
OTHER GENERAL OFFENSES	3	3	2	1	-	-	-	-	-	-	-	-	-	-	-
AV. SENT.		120	156	48	-	-	-	-	-	-	-	-	-		
IMMIGRATION LAWS	-	-	-	-	-	-	-	-	-	-	-	-	-	-	-
AV. SENT.		-	-	-	-	-	-	-	-	-	-	-	-		
LIQUOR, INTERNAL REV.	-	-	-	-	-	-	-	-	-	-	-	-	-	-	-
AV. SENT.		-	-	-	-	-	-	-	-	-	-	-	-		
SELECTIVE SERVICE ACT	-	-	-	-	-	-	-	-	-	-	-	-	-	-	-
AV. SENT.		-	-	-	-	-	-	-	-	-	-	-	-		
OTHER SPECIAL OFFENSES	14	-	-	-	-	-	-	7	6	-	1	-	-	-	7
AV. SENT.		-	-	-	-	-	-	15	17	-	3	-	-		

TABLE 3
UNITED STATES DISTRICT COURTS
TYPE OF SENTENCE FOR CONVICTED CRIMINAL DEFENDANTS
TWELVE MONTH PERIOD ENDED JUNE 30, 1980

DISTRICT AND OFFENSE	TOTAL CON-VICTED	TYPE OF IMPRISONMENT						TYPE OF PROBATION						SUS-PENDED SEN-TENCE	FINE ONLY
		TOTAL SEN-TENCED	ADULT			YOUTH CORREC-TIONS ACT	F.J. D.A.	TOTAL	ADULT			F.J. D.A.	NO SUPER-VISION		
			REGULAR	INDETER-MINATE	MIXED				IMME-DIATE	DELAYED	SPLIT				
TENNESSEE MIDDLE TOTAL	217	71	54	7	6	4	-	120	72	-	16	-	32	-	26
AV. SENT.		58	47	150	56	48	-	20	28	-	3	-	7		
HOMICIDE	-	-	-	-	-	-	-	-	-	-	-	-	-	-	-
AV. SENT.		-	-	-	-	-	-	-	-	-	-	-	-		
ROBBERY	11	11	6	2	-	3	-	-	-	-	-	-	-	-	-
AV. SENT.		122	120	240	-	48	-	-	-	-	-	-	-		
ASSAULT	-	-	-	-	-	-	-	-	-	-	-	-	-	-	-
AV. SENT.		-	-	-	-	-	-	-	-	-	-	-	-		
BURGLARY	-	-	-	-	-	-	-	-	-	-	-	-	-	-	-
AV. SENT.		-	-	-	-	-	-	-	-	-	-	-	-		
LARCENY AND THEFT	23	5	4	-	1	-	-	16	8	-	1	-	7	-	2
AV. SENT.		43	45	-	36	-	-	19	27	-	4	-	11		
EMBEZZLEMENT	7	2	1	-	-	1	-	5	5	-	-	-	-	-	-
AV. SENT.		42	36	-	-	48	-	36	36	-	-	-	-		
FRAUD	37	10	8	-	2	-	-	27	21	-	6	-	-	-	-
AV. SENT.		26	23	-	36	-	-	26	33	-	2	-	-		
AUTO THEFT	5	4	3	1	-	-	-	1	-	-	1	-	-	-	-
AV. SENT.		23	10	60	-	-	-	4	-	-	4	-	-		
FORGERY, COUNTERFEIT.	19	8	7	1	-	-	-	11	10	-	1	-	-	-	-
AV. SENT.		57	59	48	-	-	-	32	34	-	6	-	-		
SEX OFFENSES	-	-	-	-	-	-	-	-	-	-	-	-	-	-	-
AV. SENT.		-	-	-	-	-	-	-	-	-	-	-	-		
MARIHUANA	4	2	2	-	-	-	-	2	1	-	1	-	-	-	-
AV. SENT.		36	36	-	-	-	-	9	12	-	6	-	-		
NARCOTICS	10	3	2	-	1	-	-	7	4	-	3	-	-	-	-
AV. SENT.		104	66	-	180	-	-	19	30	-	6	-	-		
WEAPONS AND FIREARMS	14	9	9	-	-	-	-	4	4	-	-	-	-	-	1
AV. SENT.		42	42	-	-	-	-	24	24	-	-	-	-		
ESCAPE	4	3	3	-	-	-	-	1	-	-	1	-	-	-	-
AV. SENT.		14	14	-	-	-	-	6	-	-	6	-	-		
OTHER GENERAL OFFENSES	54	8	4	3	1	-	-	33	7	-	1	-	25	-	13
AV. SENT.		99	73	156	36	-	-	9	24	-	1	-	6		
IMMIGRATION LAWS	-	-	-	-	-	-	-	-	-	-	-	-	-	-	-
AV. SENT.		-	-	-	-	-	-	-	-	-	-	-	-		
LIQUOR, INTERNAL REV.	-	-	-	-	-	-	-	-	-	-	-	-	-	-	-
AV. SENT.		-	-	-	-	-	-	-	-	-	-	-	-		
SELECTIVE SERVICE ACT	-	-	-	-	-	-	-	-	-	-	-	-	-	-	-
AV. SENT.		-	-	-	-	-	-	-	-	-	-	-	-		
OTHER SPECIAL OFFENSES	29	6	5	-	1	-	-	13	12	-	1	-	-	-	10
AV. SENT.		15	15	-	12	-	-	23	25	-	1	-	-		

TABLE 3
UNITED STATES DISTRICT COURTS
TYPE OF SENTENCE FOR CONVICTED CRIMINAL DEFENDANTS
TWELVE MONTH PERIOD ENDED JUNE 30, 1980

DISTRICT AND OFFENSE	TOTAL CON-VICTED	TYPE OF IMPRISONMENT						TYPE OF PROBATION						SUS-PENDED SEN-TENCE	FINE ONLY
		TOTAL SEN-TENCED	ADULT			YOUTH CORREC-TIONS ACT	F.J. D.A.	TOTAL	ADULT			F.J. D.A.	NO SUPER-VISION		
			REGULAR	INDETER-MINATE	MIXED				IMME-DIATE	DELAYED	SPLIT				
TENNESSEE WESTERN TOTAL	269	108	61	4	32	11	-	152	114	-	38	-	-	1	8
AV. SENT.		38	38	91	27	48	-	24	21	-	4	-	-		
HOMICIDE	1	1	-	-	1	-	-	-	-	-	-	-	-	-	-
AV. SENT.		300	-	-	300	-	-	-	-	-	-	-	-		
ROBBERY	11	9	5	3	-	1	-	2	2	-	-	-	-	-	-
AV. SENT.		125	146	116	-	48	-	90	90	-	-	-	-		
ASSAULT	6	5	5	-	-	-	-	1	1	-	-	-	-	-	-
AV. SENT.		3	3	-	-	-	-	24	24	-	-	-	-		
BURGLARY	-	-	-	-	-	-	-	-	-	-	-	-	-	-	-
AV. SENT.		-	-	-	-	-	-	-	-	-	-	-	-		
LARCENY AND THEFT	37	15	9	-	2	4	-	22	15	-	7	-	-	-	-
AV. SENT.		25	17	-	18	48	-	22	30	-	6	-	-		
EMBEZZLEMENT	17	3	1	-	2	-	-	14	10	-	4	-	-	-	-
AV. SENT.		11	30	-	12	-	-	24	33	-	1	-	-		
FRAUD	63	28	5	-	19	1	-	35	26	-	9	-	-	-	-
AV. SENT.		20	24	-	17	48	-	26	33	-	4	-	-		
AUTO THEFT	2	1	-	-	1	-	-	1	1	-	-	-	-	-	-
AV. SENT.		60	-	-	60	-	-	36	36	-	-	-	-		
FORGERY, COUNTERFEIT.	69	18	12	-	4	2	-	51	37	-	14	-	-	-	-
AV. SENT.		26	25	-	15	48	-	23	30	-	4	-	-		
SEX OFFENSES	-	-	-	-	-	-	-	-	-	-	-	-	-	-	-
AV. SENT.		-	-	-	-	-	-	-	-	-	-	-	-		
MARIHUANA	2	2	2	-	-	-	-	-	-	-	-	-	-	-	-
AV. SENT.		60	60	-	-	-	-	-	-	-	-	-	-		
NARCOTICS	20	15	10	-	2	3	-	5	4	-	1	-	-	-	-
AV. SENT.		50	58	-	18	48	-	28	34	-	4	-	-		
WEAPONS AND FIREARMS	6	2	1	1	-	-	-	4	4	-	-	-	-	-	-
AV. SENT.		18	18	18	-	-	-	19	19	-	-	-	-		
ESCAPE	3	2	2	-	-	-	-	1	1	-	-	-	-	-	-
AV. SENT.		13	13	-	-	-	-	24	24	-	-	-	-		
OTHER GENERAL OFFENSES	14	6	5	-	1	-	-	6	4	-	2	-	-	-	2
AV. SENT.		33	36	-	18	-	-	21	30	-	4	-	-		
IMMIGRATION LAWS	2	-	-	-	-	-	-	1	1	-	-	-	-	1	-
AV. SENT.		-	-	-	-	-	-	48	48	-	-	-	-		
LIQUOR, INTERNAL REV.	-	-	-	-	-	-	-	-	-	-	-	-	-	-	-
AV. SENT.		-	-	-	-	-	-	-	-	-	-	-	-		
SELECTIVE SERVICE ACT	-	-	-	-	-	-	-	-	-	-	-	-	-	-	-
AV. SENT.		-	-	-	-	-	-	-	-	-	-	-	-		
OTHER SPECIAL OFFENSES	[illegible]	1	1	-	-	-	-	9	8	-	1	-	-	-	6
AV. SENT.		6	6	-	-	-	-	19	22	-	1	-	-		

TABLE 3
UNITED STATES DISTRICT COURTS
TYPE OF SENTENCE FOR CONVICTED CRIMINAL DEFENDANTS
TWELVE MONTH PERIOD ENDED JUNE 30, 1980

DISTRICT AND OFFENSE	TOTAL CON-VICTED	TYPE OF IMPRISONMENT						TYPE OF PROBATION						SUS-PENDED SEN-TENCE	FINE ONLY
		TOTAL SEN-TENCED	ADULT			YOUTH CORREC-TIONS ACT	F.J. D.A.	TOTAL	ADULT			F.J. D.A.	NO SUPER-VISION		
			REGULAR	INDETER-MINATE	MIXED				IMME-DIATE	DELAYED	SPLIT				
ILLINOIS NORTHERN TOTAL	626	240	124	4	102	10	-	364	285	-	78	-	1	4	18
AV. SENT.		46	58	101	28	50	-	33	42	-	4	-	30		
HOMICIDE	1	1	-	-	1	-	-	-	-	-	-	-	-	-	-
AV. SENT.		240	-	-	240	-	-	-	-	-	-	-	-		
ROBBERY	20	18	11	1	3	3	-	2	1	-	1	-	-	-	-
AV. SENT.		121	146	250	64	48	-	33	60	-	6	-	-		
ASSAULT	5	3	3	-	-	-	-	1	1	-	-	-	-	1	-
AV. SENT.		22	22	-	-	-	-	36	36	-	-	-	-		
BURGLARY	-	-	-	-	-	-	-	-	-	-	-	-	-	-	-
AV. SENT.		-	-	-	-	-	-	-	-	-	-	-	-		
LARCENY AND THEFT	71	29	11	2	16	-	-	42	33	-	8	-	1	-	-
AV. SENT.		34	46	60	23	-	-	34	41	-	4	-	30		
EMBEZZLEMENT	33	8	4	-	3	1	-	25	23	-	2	-	-	-	-
AV. SENT.		28	30	-	20	48	-	39	42	-	6	-	-		
FRAUD	158	44	16	-	28	-	-	108	85	-	23	-	-	2	4
AV. SENT.		24	30	-	21	-	-	31	39	-	4	-	-		
AUTO THEFT	2	-	-	-	-	-	-	2	2	-	-	-	-	-	-
AV. SENT.		-	-	-	-	-	-	42	42	-	-	-	-		
FORGERY, COUNTERFEIT.	51	21	9	-	12	-	-	30	26	-	4	-	-	-	-
AV. SENT.		35	56	-	20	-	-	42	48	-	4	-	-		
SEX OFFENSES	4	4	1	-	3	-	-	-	-	-	-	-	-	-	-
AV. SENT.		45	96	-	28	-	-	-	-	-	-	-	-		
MARIHUANA	7	2	2	-	-	-	-	5	2	-	3	-	-	-	-
AV. SENT.		30	30	-	-	-	-	22	48	-	4	-	-		
NARCOTICS	113	66	43	-	20	3	-	47	30	-	17	-	-	-	-
AV. SENT.		49	56	-	33	56	-	35	53	-	4	-	-		
WEAPONS AND FIREARMS	39	15	2	1	10	2	-	24	19	-	5	-	-	-	-
AV. SENT.		36	66	36	28	48	-	37	46	-	5	-	-		
ESCAPE	4	1	1	-	-	-	-	3	3	-	-	-	-	-	-
AV. SENT.		60	60	-	-	-	-	40	40	-	-	-	-		
OTHER GENERAL OFFENSES	33	17	14	-	3	-	-	16	12	-	4	-	-	-	-
AV. SENT.		41	44	-	28	-	-	34	44	-	5	-	-		
IMMIGRATION LAWS	22	3	1	-	2	-	-	18	12	-	6	-	-	1	-
AV. SENT.		8	3	-	10	-	-	30	43	-	4	-	-		
LIQUOR, INTERNAL REV.	-	-	-	-	-	-	-	-	-	-	-	-	-	-	-
AV. SENT.		-	-	-	-	-	-	-	-	-	-	-	-		
SELECTIVE SERVICE ACT	-	-	-	-	-	-	-	-	-	-	-	-	-	-	-
AV. SENT.		-	-	-	-	-	-	-	-	-	-	-	-		
OTHER SPECIAL OFFENSES	63	8	6	-	1	1	-	41	36	-	5	-	-	-	14
AV. SENT.		76	87	-	36	48	-	27	31	-	4	-	-		

TABLE 3
UNITED STATES DISTRICT COURTS
TYPE OF SENTENCE FOR CONVICTED CRIMINAL DEFENDANTS
TWELVE MONTH PERIOD ENDED JUNE 30, 1980

DISTRICT AND OFFENSE	TOTAL CON-VICTED	TYPE OF IMPRISONMENT						TYPE OF PROBATION						SUS-PENDED SEN-TENCE	FINE ONLY
		TOTAL SEN-TENCED	ADULT			YOUTH CORREC-TIONS ACT	F.J. D.A.	TOTAL	ADULT			F.J. D.A.	NO SUPER-VISION		
			REGULAR	INDETER-MINATE	MIXED				IMME-DIATE	DELAYED	SPLIT				
ILLINOIS CENTRAL TOTAL	138	56	41	1	12	1	1	78	55	-	19	-	2	-	4
AV. SENT.		83	68	180	132	96	-	27	34	-	4	-	64		
HOMICIDE	-	-	-	-	-	-	-	-	-	-	-	-	-	-	-
AV. SENT.		-	-	-	-	-	-	-	-	-	-	-	-		
ROBBERY	-	-	-	-	-	-	-	-	-	-	-	-	-	-	-
AV. SENT.		-	-	-	-	-	-	-	-	-	-	-	-		
ASSAULT	1	-	-	-	-	-	-	1	1	-	-	-	-	-	-
AV. SENT.		-	-	-	-	-	-	-	-	-	-	-	-		
BURGLARY	-	-	-	-	-	-	-	-	-	-	-	-	-	-	-
AV. SENT.		-	-	-	-	-	-	-	-	-	-	-	-		
LARCENY AND THEFT	5	-	-	-	-	-	-	5	5	-	-	-	-	-	-
AV. SENT.		-	-	-	-	-	-	24	24	-	-	-	-		
EMBEZZLEMENT	16	4	3	-	1	-	-	12	10	-	2	-	-	-	-
AV. SENT.		45	40	-	60	-	-	33	38	-	3	-	-		
FRAUD	35	11	5	-	6	-	-	24	17	-	7	-	-	-	-
AV. SENT.		129	45	-	200	-	-	27	38	-	2	-	-		
AUTO THEFT	3	3	1	-	1	-	1	-	-	-	-	-	-	-	-
AV. SENT.		82	120	-	36	-	-	-	-	-	-	-	-		
FORGERY, COUNTERFEIT.	17	8	8	-	-	-	-	9	9	-	-	-	-	-	-
AV. SENT.		36	36	-	-	-	-	34	34	-	-	-	-		
SEX OFFENSES	1	-	-	-	-	-	-	1	1	-	-	-	-	-	-
AV. SENT.		-	-	-	-	-	-	36	36	-	-	-	-		
MARIHUANA	3	1	1	-	-	-	-	-	-	-	-	-	-	-	2
AV. SENT.		12	12	-	-	-	-	-	-	-	-	-	-		
NARCOTICS	14	13	9	-	3	1	-	1	-	-	1	-	-	-	-
AV. SENT.		79	80	-	72	96	-	6	-	-	6	-	-		
WEAPONS AND FIREARMS	6	1	-	-	1	-	-	5	5	-	-	-	-	-	-
AV. SENT.		72	-	-	72	-	-	36	36	-	-	-	-		
ESCAPE	2	2	2	-	-	-	-	-	-	-	-	-	-	-	-
AV. SENT.		5	5	-	-	-	-	-	-	-	-	-	-		
OTHER GENERAL OFFENSES	8	6	5	1	-	-	-	-	-	-	-	-	-	-	2
AV. SENT.		210	216	180	-	-	-	-	-	-	-	-	-		
IMMIGRATION LAWS	23	5	5	-	-	-	-	18	7	-	8	-	3	-	-
AV. SENT.		36	36	-	-	-	-	21	30	-	5	-	44		
LIQUOR, INTERNAL REV.	-	-	-	-	-	-	-	-	-	-	-	-	-	-	-
AV. SENT.		-	-	-	-	-	-	-	-	-	-	-	-		
SELECTIVE SERVICE ACT	-	-	-	-	-	-	-	-	-	-	-	-	-	-	-
AV. SENT.		-	-	-	-	-	-	-	-	-	-	-	-		
OTHER SPECIAL OFFENSES	4	2	2	-	-	-	-	2	1	-	1	-	-	-	-
AV. SENT.		30	30	-	-	-	-	14	24	-	4	-	-		

TABLE 3
UNITED STATES DISTRICT COURTS
TYPE OF SENTENCE FOR CONVICTED CRIMINAL DEFENDANTS
TWELVE MONTH PERIOD ENDED JUNE 30, 1980

DISTRICT AND OFFENSE	TOTAL CON-VICTED	TYPE OF IMPRISONMENT						TYPE OF PROBATION						SUS-PENDED SEN-TENCE	FINE ONLY
		TOTAL SEN-TENCED	ADULT			YOUTH CORREC-TIONS ACT	F.J. D.A.	TOTAL	ADULT			F.J. D.A.	NO SUPER-VISION		
			REGULAR	INDETER-MINATE	MIXED				IMME-DIATE	DELAYED	SPLIT				
ILLINOIS SOUTHERN TOTAL	107	58	44	3	7	4	-	47	33	-	13	-	1	-	2
AV. SENT.		106	123	84	37	48	-	32	44	-	4	-	-		
HOMICIDE	3	3	3	-	-	-	-	-	-	-	-	-	-	-	-
AV. SENT.		182	182	-	-	-	-	-	-	-	-	-	-		
ROBBERY	2	2	2	-	-	-	-	-	-	-	-	-	-	-	-
AV. SENT.		150	150	-	-	-	-	-	-	-	-	-	-		
ASSAULT	2	2	2	-	-	-	-	-	-	-	-	-	-	-	-
AV. SENT.		168	168	-	-	-	-	-	-	-	-	-	-		
BURGLARY	-	-	-	-	-	-	-	-	-	-	-	-	-	-	-
AV. SENT.		-	-	-	-	-	-	-	-	-	-	-	-		
LARCENY AND THEFT	15	9	7	-	-	2	-	6	6	-	-	-	-	-	-
AV. SENT.		55	57	-	-	48	-	47	47	-	-	-	-		
EMBEZZLEMENT	8	3	2	1	-	-	-	5	4	-	1	-	-	-	-
AV. SENT.		54	63	36	-	-	-	37	45	-	6	-	-		
FRAUD	23	4	-	1	3	-	-	19	14	-	5	-	-	-	-
AV. SENT.		69	-	182	32	-	-	33	44	-	5	-	-		
AUTO THEFT	11	7	4	-	3	-	-	4	3	-	1	-	-	-	-
AV. SENT.		54	63	-	44	-	-	40	52	-	6	-	-		
FORGERY, COUNTERFEIT.	8	4	4	-	-	-	-	4	1	-	3	-	-	-	-
AV. SENT.		45	45	-	-	-	-	10	36	-	1	-	-		
SEX OFFENSES	-	-	-	-	-	-	-	-	-	-	-	-	-	-	-
AV. SENT.		-	-	-	-	-	-	-	-	-	-	-	-		
MARIHUANA	-	-	-	-	-	-	-	-	-	-	-	-	-	-	-
AV. SENT.		-	-	-	-	-	-	-	-	-	-	-	-		
NARCOTICS	13	9	6	1	-	2	-	4	2	-	2	-	-	-	-
AV. SENT.		57	64	36	-	48	-	18	30	-	6	-	-		
WEAPONS AND FIREARMS	3	2	1	-	1	-	-	1	-	-	1	-	-	-	-
AV. SENT.		30	24	-	36	-	-	4	-	-	4	-	-		
ESCAPE	1	1	1	-	-	-	-	-	-	-	-	-	-	-	-
AV. SENT.		6	6	-	-	-	-	-	-	-	-	-	-		
OTHER GENERAL OFFENSES	12	9	9	-	-	-	-	3	2	-	-	-	1	-	-
AV. SENT.		328	328	-	-	-	-	24	36	-	-	-	-		
IMMIGRATION LAWS	1	1	1	-	-	-	-	-	-	-	-	-	-	-	-
AV. SENT.		12	12	-	-	-	-	-	-	-	-	-	-		
LIQUOR, INTERNAL REV,	-	-	-	-	-	-	-	-	-	-	-	-	-	-	-
AV. SENT.		-	-	-	-	-	-	-	-	-	-	-	-		
SELECTIVE SERVICE ACT	-	-	-	-	-	-	-	-	-	-	-	-	-	-	-
AV. SENT.		-	-	-	-	-	-	-	-	-	-	-	-		
OTHER SPECIAL OFFENSES	5	2	2	-	-	-	-	1	1	-	-	-	-	-	2
AV. SENT.		8	8	-	-	-	-	60	60	-	-	-	-		

TABLE 3
UNITED STATES DISTRICT COURTS
TYPE OF SENTENCE FOR CONVICTED CRIMINAL DEFENDANTS
TWELVE MONTH PERIOD ENDED JUNE 30, 1980

DISTRICT AND OFFENSE	TOTAL CONVICTED	TYPE OF IMPRISONMENT						TYPE OF PROBATION						SUSPENDED SENTENCE	FINE ONLY
		TOTAL SENTENCED	ADULT			YOUTH CORRECTIONS ACT	F.J. D.A.	TOTAL	ADULT			F.J. D.A.	NO SUPERVISION		
			REGULAR	INDETERMINATE	MIXED				IMMEDIATE	DELAYED	SPLIT				
INDIANA NORTHERN TOTAL	114	57	44	5	3	5	-	51	40	-	10	-	1	1	5
AV. SENT.		68	65	56	136	67	-	26	32	-	3	-	12		
HOMICIDE	-	-	-	-	-	-	-	-	-	-	-	-	-	-	-
AV. SENT.		-	-	-	-	-	-	-	-	-	-	-	-		
ROBBERY	9	9	6	-	-	3	-	-	-	-	-	-	-	-	-
AV. SENT.		108	132	-	-	60	-	-	-	-	-	-	-		
ASSAULT	-	-	-	-	-	-	-	-	-	-	-	-	-	-	-
AV. SENT.		-	-	-	-	-	-	-	-	-	-	-	-		
BURGLARY	-	-	-	-	-	-	-	-	-	-	-	-	-	-	-
AV. SENT.		-	-	-	-	-	-	-	-	-	-	-	-		
LARCENY AND THEFT	12	5	5	-	-	-	-	7	7	-	-	-	-	-	-
AV. SENT.		50	50	-	-	-	-	30	30	-	-	-	-		
EMBEZZLEMENT	7	2	2	-	-	-	-	5	3	-	2	-	-	-	-
AV. SENT.		42	42	-	-	-	-	20	32	-	3	-	-		
FRAUD	24	8	6	2	-	-	-	16	13	-	3	-	-	-	-
AV. SENT.		30	33	21	-	-	-	19	24	-	2	-	-		
AUTO THEFT	7	7	4	2	1	-	-	-	-	-	-	-	-	-	-
AV. SENT.		102	90	60	240	-	-	-	-	-	-	-	-		
FORGERY, COUNTERFEIT.	9	4	3	-	1	-	-	5	4	-	1	-	-	-	-
AV. SENT.		45	52	-	24	-	-	27	33	-	3	-	-		
SEX OFFENSES	-	-	-	-	-	-	-	-	-	-	-	-	-	-	-
AV. SENT.		-	-	-	-	-	-	-	-	-	-	-	-		
MARIHUANA	-	-	-	-	-	-	-	-	-	-	-	-	-	-	-
AV. SENT.		-	-	-	-	-	-	-	-	-	-	-	-		
NARCOTICS	25	16	15	1	-	2	-	7	5	-	2	-	-	-	-
AV. SENT.		65	60	120	-	78	-	44	60	-	6	-	-		
WEAPONS AND FIREARMS	9	1	1	-	-	-	-	8	6	-	2	-	-	-	-
AV. SENT.		24	24	-	-	-	-	27	36	-	3	-	-		
ESCAPE	2	2	1	-	1	-	-	-	-	-	-	-	-	-	-
AV. SENT.		102	60	-	144	-	-	-	-	-	-	-	-		
OTHER GENERAL OFFENSES	3	1	1	-	-	-	-	1	1	-	-	-	-	-	1
AV. SENT.		48	48	-	-	-	-	12	12	-	-	-	-		
IMMIGRATION LAWS	1	-	-	-	-	-	-	1	-	-	-	-	1	-	-
AV. SENT.		-	-	-	-	-	-	12	-	-	-	-	12		
LIQUOR, INTERNAL REV.	-	-	-	-	-	-	-	-	-	-	-	-	-	-	-
AV. SENT.		-	-	-	-	-	-	-	-	-	-	-	-		
SELECTIVE SERVICE ACT	-	-	-	-	-	-	-	-	-	-	-	-	-	-	-
AV. SENT.		-	-	-	-	-	-	-	-	-	-	-	-		
OTHER SPECIAL OFFENSES	6	-	-	-	-	-	-	1	1	-	-	-	-	1	4
AV. SENT.		-	-	-	-	-	-	12	12	-	-	-	-		

TABLE 3
UNITED STATES DISTRICT COURTS
TYPE OF SENTENCE FOR CONVICTED CRIMINAL DEFENDANTS
TWELVE MONTH PERIOD ENDED JUNE 30, 1980

DISTRICT AND OFFENSE	TOTAL CONVICTED	TYPE OF IMPRISONMENT						TYPE OF PROBATION						SUSPENDED SENTENCE	FINE ONLY
		TOTAL SENTENCED	ADULT			YOUTH CORRECTIONS ACT	F.J. D.A.	TOTAL	ADULT			F.J. D.A.	NO SUPERVISION		
			REGULAR	INDETERMINATE	MIXED				IMMEDIATE	DELAYED	SPLIT				
INDIANA SOUTHERN TOTAL	208	79	64	5	5	4	1	118	80	-	38	-	-	1	10
AV. SENT.		63	63	76	45	84	-	17	24	-	3	-	-		
HOMICIDE	-	-	-	-	-	-	-	-	-	-	-	-	-	-	-
AV. SENT.		-	-	-	-	-	-	-	-	-	-	-	-		
ROBBERY	15	13	9	3	-	1	-	2	1	-	1	-	-	-	-
AV. SENT.		135	152	92	-	120	-	18	36	-	1	-	-		
ASSAULT	4	2	2	-	-	-	-	2	-	-	2	-	-	-	-
AV. SENT.		156	156	-	-	-	-	2	-	-	2	-	-		
BURGLARY	8	4	2	-	1	1	-	4	3	-	1	-	-	-	-
AV. SENT.		81	120	-	36	48	-	25	32	-	6	-	-		
LARCENY AND THEFT	19	2	2	-	-	-	-	16	15	-	1	-	-	1	-
AV. SENT.		36	36	-	-	-	-	19	20	-	6	-	-		
EMBEZZLEMENT	8	1	-	-	-	1	-	7	6	-	1	-	-	-	-
AV. SENT.		120	-	-	-	120	-	25	29	-	3	-	-		
FRAUD	38	8	7	-	1	-	-	25	15	-	10	-	-	-	5
AV. SENT.		13	11	-	24	-	-	14	22	-	2	-	-		
AUTO THEFT	12	6	5	-	1	-	-	6	3	-	3	-	-	-	-
AV. SENT.		31	30	-	36	-	-	18	32	-	4	-	-		
FORGERY, COUNTERFEIT.	14	7	6	-	1	-	-	7	4	-	3	-	-	-	-
AV. SENT.		48	44	-	72	-	-	17	28	-	2	-	-		
SEX OFFENSES	2	2	-	2	-	-	-	-	-	-	-	-	-	-	-
AV. SENT.		54	-	54	-	-	-	-	-	-	-	-	-		
MARIHUANA	17	10	10	-	-	-	-	7	2	-	5	-	-	-	-
AV. SENT.		42	42	-	-	-	-	9	24	-	4	-	-		
NARCOTICS	34	13	12	-	1	-	-	21	18	-	3	-	-	-	-
AV. SENT.		44	43	-	60	-	-	26	30	-	4	-	-		
WEAPONS AND FIREARMS	3	3	3	-	-	-	-	-	-	-	-	-	-	-	-
AV. SENT.		24	24	-	-	-	-	-	-	-	-	-	-		
ESCAPE	5	5	5	-	-	-	-	-	-	-	-	-	-	-	-
AV. SENT.		6	6	-	-	-	-	-	-	-	-	-	-		
OTHER GENERAL OFFENSES	14	2	1	-	-	-	1	12	7	-	5	-	-	-	-
AV. SENT.		270	540	-	-	-	-	13	20	-	3	-	-		
IMMIGRATION LAWS	1	-	-	-	-	-	-	1	-	-	1	-	-	-	-
AV. SENT.		-	-	-	-	-	-	3	-	-	3	-	-		
LIQUOR, INTERNAL REV.	-	-	-	-	-	-	-	-	-	-	-	-	-	-	-
AV. SENT.		-	-	-	-	-	-	-	-	-	-	-	-		
SELECTIVE SERVICE ACT	-	-	-	-	-	-	-	-	-	-	-	-	-	-	-
AV. SENT.		-	-	-	-	-	-	-	-	-	-	-	-		
OTHER SPECIAL OFFENSES	14	1	-	-	-	1	-	8	6	-	2	-	-	-	5
AV. SENT.		48	-	-	-	48	-	11	15	-	2	-	-		

TABLE 3
UNITED STATES DISTRICT COURTS
TYPE OF SENTENCE FOR CONVICTED CRIMINAL DEFENDANTS
TWELVE MONTH PERIOD ENDED JUNE 30, 1980

DISTRICT AND OFFENSE	TOTAL CONVICTED	TYPE OF IMPRISONMENT						TYPE OF PROBATION						SUSPENDED SENTENCE	FINE ONLY
		TOTAL SENTENCED	ADULT			YOUTH CORRECTIONS ACT	F.J. D.A.	TOTAL	ADULT			F.J. D.A.	NO SUPERVISION		
			REGULAR	INDETERMINATE	MIXED				IMMEDIATE	DELAYED	SPLIT				
WISCONSIN EASTERN TOTAL	132	52	48	3	-	1	-	72	61	-	11	-	-	-	8
AV. SENT.		69	56	288	-	48	-	22	26	-	2	-	-		
HOMICIDE	-	-	-	-	-	-	-	-	-	-	-	-	-	-	-
AV. SENT.		-	-	-	-	-	-	-	-	-	-	-	-		
ROBBERY	5	5	4	1	-	-	-	-	-	-	-	-	-	-	-
AV. SENT.		180	150	300	-	-	-	-	-	-	-	-	-		
ASSAULT	9	6	6	-	-	-	-	2	1	-	1	-	-	-	1
AV. SENT.		26	26	-	-	-	-	7	12	-	3	-	-		
BURGLARY	1	-	-	-	-	-	-	1	1	-	-	-	-	-	-
AV. SENT.		-	-	-	-	-	-	24	24	-	-	-	-		
LARCENY AND THEFT	14	4	3	-	-	1	-	10	7	-	3	-	-	-	-
AV. SENT.		28	22	-	-	48	-	20	28	-	2	-	-		
EMBEZZLEMENT	17	2	2	-	-	-	-	15	13	-	2	-	-	-	-
AV. SENT.		12	12	-		-	-	29	33	-	2	-	-		
FRAUD	42	14	13	1	-	-	-	24	22	-	2	-	-	-	4
AV. SENT.		26	27	24	-	-	-	23	25	-	2	-	-		
AUTO THEFT	1	1	1	-	-	-	-	-	-	-	-	-	-	-	-
AV. SENT.		36	36	-	-	-	-	-	-	-	-	-	-		
FORGERY, COUNTERFEIT.	10	4	4	-	-	-	-	6	4	-	2	-	-	-	-
AV. SENT.		36	36	-	-	-	-	11	15	-	3	-	-		
SEX OFFENSES	-	-	-	-	-	-	-	-	-	-	-	-	-	-	-
AV. SENT.		-	-	-	-	-	-	-	-	-	-	-	-		
MARIHUANA	2	1	1	-	-	-	-	1	1	-	-	-	-	-	-
AV. SENT.		12	12	-	-	-	-	12	12	-	-	-	-		
NARCOTICS	10	5	5	-	-	-	-	5	5	-	-	-	-	-	-
AV. SENT.		81	81	-	-	-	-	26	26	-	-	-	-		
WEAPONS AND FIREARMS	8	5	5	-	-	-	-	3	2	-	1	-	-	-	-
AV. SENT.		66	66	-	-	-	-	24	36	-	1	-	-		
ESCAPE	1	-	-	-	-	-	-	1	1	-	-	-	-	-	-
AV. SENT.		-	-	-	-	-	-	18	18	-	-	-	-		
OTHER GENERAL OFFENSES	4	3	2	1	-	-	-	1	1	-	-	-	-	-	-
AV. SENT.		368	282	540	-	-	-	12	12	-	-	-	-		
IMMIGRATION LAWS	2	1	1	-	-	-	-	1	1	-	-	-	-	-	-
AV. SENT.		2	2	-	-	-	-	24	24	-	-	-	-		
LIQUOR, INTERNAL REV.	-	-	-	-	-	-	-	-	-	-	-	-	-	-	-
AV. SENT.		-	-	-	-	-	-	-	-	-	-	-	-		
SELECTIVE SERVICE ACT	-	-	-	-	-	-	-	-	-	-	-	-	-	-	-
AV. SENT.		-	-	-	-	-	-	-	-	-	-	-	-		
OTHER SPECIAL OFFENSES	6	1	1	-	-	-	-	2	2	-	-	-	-	-	3
AV. SENT.		2	2	-	-	-	-	24	24	-	-	-	-		

TABLE 3
UNITED STATES DISTRICT COURTS
TYPE OF SENTENCE FOR CONVICTED CRIMINAL DEFENDANTS
TWELVE MONTH PERIOD ENDED JUNE 30, 1980

DISTRICT AND OFFENSE	TOTAL CONVICTED	TYPE OF IMPRISONMENT						TYPE OF PROBATION						SUSPENDED SENTENCE	FINE ONLY
		TOTAL SENTENCED	ADULT			YOUTH CORRECTIONS ACT	F.J. D.A.	TOTAL	ADULT			F.J. D.A.	NO SUPERVISION		
			REGULAR	INDETERMINATE	MIXED				IMMEDIATE	DELAYED	SPLIT				
WISCONSIN WESTERN TOTAL	97	40	29	10	1	-	-	41	34	-	7	-	-	1	15
AV. SENT.		29	17	67	12	-	-	17	20	-	3	-	-		
HOMICIDE	-	-	-	-	-	-	-	-	-	-	-	-	-	-	-
AV. SENT.		-	-	-	-	-	-	-	-	-	-	-	-		
ROBBERY	5	5	-	4	1	-	-	-	-	-	-	-	-	-	-
AV. SENT.		72	-	87	12	-	-	-	-	-	-	-	-		
ASSAULT	2	1	-	1	-	-	-	-	-	-	-	-	-	1	-
AV. SENT.		24	-	24	-	-	-	-	-	-	-	-	-		
BURGLARY	-	-	-	-	-	-	-	-	-	-	-	-	-	-	-
AV. SENT.		-	-	-	-	-	-	-	-	-	-	-	-		
LARCENY AND THEFT	16	7	5	2	-	-	-	9	7	-	2	-	-	-	-
AV. SENT.		25	22	33	-	-	-	24	30	-	6	-	-		
EMBEZZLEMENT	5	-	-	-	-	-	-	6	5	-	1	-	-	-	-
AV. SENT.		-	-	-	-	-	-	20	24	-	2	-	-		
FRAUD	27	5	5	-	-	-	-	17	14	-	3	-	-	-	5
AV. SENT.		4	4	-	-	-	-	14	17	-	1	-	-		
AUTO THEFT	3	3	3	-	-	-	-	-	-	-	-	-	-	-	-
AV. SENT.		26	26	-	-	-	-	-	-	-	-	-	-		
FORGERY, COUNTERFEIT.	5	3	3	-	-	-	-	2	1	-	1	-	-	-	-
AV. SENT.		40	40	-	-	-	-	12	18	-	6	-	-		
SEX OFFENSES	2	2	2	-	-	-	-	-	-	-	-	-	-	-	-
AV. SENT.		54	54	-	-	-	-	-	-	-	-	-	-		
MARIHUANA	-	-	-	-	-	-	-	-	-	-	-	-	-	-	-
AV. SENT.		-	-	-	-	-	-	-	-	-	-	-	-		
NARCOTICS	-	-	-	-	-	-	-	-	-	-	-	-	-	-	-
AV. SENT.		-	-	-	-	-	-	-	-	-	-	-	-		
WEAPONS AND FIREARMS	10	6	6	-	-	-	-	4	4	-	-	-	-	-	-
AV. SENT.		4	4	-	-	-	-	18	18	-	-	-	-		
ESCAPE	5	5	4	1	-	-	-	-	-	-	-	-	-	-	-
AV. SENT.		18	7	60	-	-	-	-	-	-	-	-	-		
OTHER GENERAL OFFENSES	4	3	1	2	-	-	-	-	-	-	-	-	-	-	1
AV. SENT.		82	6	90	-	-	-	-	-	-	-	-	-		
IMMIGRATION LAWS	-	-	-	-	-	-	-	-	-	-	-	-	-	-	-
AV. SENT.		-	-	-	-	-	-	-	-	-	-	-	-		
LIQUOR, INTERNAL REV.	-	-	-	-	-	-	-	-	-	-	-	-	-	-	-
AV. SENT.		-	-	-	-	-	-	-	-	-	-	-	-		
SELECTIVE SERVICE ACT	-	-	-	-	-	-	-	-	-	-	-	-	-	-	-
AV. SENT.		-	-	-	-	-	-	-	-	-	-	-	-		
OTHER SPECIAL OFFENSES	12	-	-	-	-	-	-	3	3	-	-	-	-	-	9
AV. SENT.		-	-	-	-	-	-	12	12	-	-	-	-		

TABLE 3
UNITED STATES DISTRICT COURTS
TYPE OF SENTENCE FOR CONVICTED CRIMINAL DEFENDANTS
TWELVE MONTH PERIOD ENDED JUNE 30, 1980

DISTRICT AND OFFENSE	TOTAL CONVICTED	TYPE OF IMPRISONMENT						TYPE OF PROBATION						SUSPENDED SENTENCE	FINE ONLY
		TOTAL SENTENCED	ADULT			YOUTH CORRECTIONS ACT	F.J. D.A.	TOTAL	ADULT			F.J. D.A.	NO SUPERVISION		
			REGULAR	INDETERMINATE	MIXED				IMMEDIATE	DELAYED	SPLIT				
ARKANSAS EASTERN															
TOTAL	171	73	57	1	14	1	-	94	57	-	35	-	2	-	4
AV. SENT.		41	44	120	24	48	-	20	31	-	3	-	12		
HOMICIDE	-	-	-	-	-	-	-	-	-	-	-	-	-	-	-
AV. SENT.		-	-	-	-	-	-	-	-	-	-	-	-		
ROBBERY	9	8	7	1	-	-	-	1	1	-	-	-	-	-	-
AV. SENT.		103	101	120	-	-	-	60	60	-	-	-	-		
ASSAULT	-	-	-	-	-	-	-	-	-	-	-	-	-	-	-
AV. SENT.		-	-	-	-	-	-	-	-	-	-	-	-		
BURGLARY	-	-	-	-	-	-	-	-	-	-	-	-	-	-	-
AV. SENT.		-	-	-	-	-	-	-	-	-	-	-	-		
LARCENY AND THEFT	26	8	6	-	1	1	-	18	13	-	5	-	-	-	-
AV. SENT.		41	39	-	42	48	-	21	28	-	3	-	-		
EMBEZZLEMENT	13	1	1	-	-	-	-	12	6	-	6	-	-	-	-
AV. SENT.		60	60	-	-	-	-	18	34	-	2	-	-		
FRAUD	31	8	6	-	2	-	-	19	10	-	9	-	-	-	4
AV. SENT.		19	20	-	18	-	-	18	32	-	2	-	-		
AUTO THEFT	4	2	2	-	-	-	-	2	-	-	2	-	-	-	-
AV. SENT.		78	78	-	-	-	-	4	-	-	4	-	-		
FORGERY, COUNTERFEIT,	27	12	6	-	6	-	-	15	8	-	7	-	-	-	-
AV. SENT.		45	66	-	24	-	-	21	37	-	3	-	-		
SEX OFFENSES	-	-	-	-	-	-	-	-	-	-	-	-	-	-	-
AV. SENT.		-	-	-	-	-	-	-	-	-	-	-	-		
MARIHUANA	9	5	5	-	-	-	-	4	4	-	-	-	-	-	-
AV. SENT.		45	45	-	-	-	-	31	31	-	-	-	-		
NARCOTICS	30	24	21	-	3	-	-	6	5	-	1	-	-	-	-
AV. SENT.		24	24	-	30	-	-	28	33	-	6	-	-		
WEAPONS AND FIREARMS	2	1	1	-	-	-	-	1	-	-	1	-	-	-	-
AV. SENT.		48	48	-	-	-	-	6	-	-	6	-	-		
ESCAPE	2	1	1	-	-	-	-	1	1	-	-	-	-	-	-
AV. SENT.		18	18	-	-	-	-	12	12	-	-	-	-		
OTHER GENERAL OFFENSES	6	3	1	-	2	-	-	3	1	-	2	-	-	-	-
AV. SENT.		22	30	-	18	-	-	14	36	-	3	-	-		
IMMIGRATION LAWS	-	-	-	-	-	-	-	-	-	-	-	-	-	-	-
AV. SENT.		-	-	-	-	-	-	-	-	-	-	-	-		
LIQUOR, INTERNAL REV.	-	-	-	-	-	-	-	-	-	-	-	-	-	-	-
AV. SENT.		-	-	-	-	-	-	-	-	-	-	-	-		
SELECTIVE SERVICE ACT	-	-	-	-	-	-	-	-	-	-	-	-	-	-	-
AV. SENT.		-	-	-	-	-	-	-	-	-	-	-	-		
OTHER SPECIAL OFFENSES	12	-	-	-	-	-	-	12	8	-	2	-	2	-	-
AV. SENT.		-	-	-	-	-	-	18	24	-	1	-	12		

TABLE 3
UNITED STATES DISTRICT COURTS
TYPE OF SENTENCE FOR CONVICTED CRIMINAL DEFENDANTS
TWELVE MONTH PERIOD ENDED JUNE 30, 1980

DISTRICT AND OFFENSE	TOTAL CONVICTED	TYPE OF IMPRISONMENT						TYPE OF PROBATION						SUSPENDED SENTENCE	FINE ONLY
		TOTAL SENTENCED	ADULT			YOUTH CORRECTIONS ACT	F.J. D.A.	TOTAL	ADULT			F.J. D.A.	NO SUPERVISION		
			REGULAR	INDETERMINATE	MIXED				IMMEDIATE	DELAYED	SPLIT				
ARKANSAS WESTERN															
TOTAL	69	13	12	-	1	-	-	49	41	-	8	-	-	-	7
AV. SENT.		24	25	-	12	-	-	23	28	-	2	-	-		
HOMICIDE	-	-	-	-	-	-	-	-	-	-	-	-	-	-	-
AV. SENT.		-	-	-	-	-	-	-	-	-	-	-	-		
ROBBERY	1	1	1	-	-	-	-	-	-	-	-	-	-	-	-
AV. SENT.		84	84	-	-	-	-	-	-	-	-	-	-		
ASSAULT	1	-	-	-	-	-	-	-	-	-	-	-	-	-	1
AV. SENT.		-	-	-	-	-	-	-	-	-	-	-	-		
BURGLARY	-	-	-	-	-	-	-	-	-	-	-	-	-	-	-
AV. SENT.		-	-	-	-	-	-	-	-	-	-	-	-		
LARCENY AND THEFT	22	4	4	-	-	-	-	18	14	-	4	-	-	-	-
AV. SENT.		13	13	-	-	-	-	21	26	-	2	-	-		
EMBEZZLEMENT	10	1	1	-	-	-	-	9	5	-	4	-	-	-	-
AV. SENT.		12	12	-	-	-	-	16	27	-	2	-	-		
FRAUD	15	-	-	-	-	-	-	14	14	-	-	-	-	-	1
AV. SENT.		-	-	-	-	-	-	24	24	-	-	-	-		
AUTO THEFT	4	3	3	-	-	-	-	1	1	-	-	-	-	-	-
AV. SENT.		42	42	-	-	-	-	36	36	-	-	-	-		
FORGERY, COUNTERFEIT,	7	1	-	-	1	-	-	6	6	-	-	-	-	-	-
AV. SENT.		12	-	-	12	-	-	4	34	-	-	-	-		
SEX OFFENSES	1	1	1	-	-	-	-	-	-	-	-	-	-	-	-
AV. SENT.		1	1	-	-	-	-	-	-	-	-	-	-		
MARIHUANA	2	-	-	-	-	-	-	-	-	-	-	-	-	-	2
AV. SENT.		-	-	-	-	-	-	-	-	-	-	-	-		
NARCOTICS	-	-	-	-	-	-	-	-	-	-	-	-	-	-	-
AV. SENT.		-	-	-	-	-	-	-	-	-	-	-	-		
WEAPONS AND FIREARMS	2	1	1	-	-	-	-	-	-	-	-	-	-	-	1
AV. SENT.		18	18	-	-	-	-	-	-	-	-	-	-		
ESCAPE	1	1	1	-	-	-	-	-	-	-	-	-	-	-	-
AV. SENT.		12	12	-	-	-	-	-	-	-	-	-	-		
OTHER GENERAL OFFENSES	-	-	-	-	-	-	-	-	-	-	-	-	-	-	-
AV. SENT.		-	-	-	-	-	-	-	-	-	-	-	-		
IMMIGRATION LAWS	-	-	-	-	-	-	-	-	-	-	-	-	-	-	-
AV. SENT.		-	-	-	-	-	-	-	-	-	-	-	-		
LIQUOR, INTERNAL REV.	-	-	-	-	-	-	-	-	-	-	-	-	-	-	-
AV. SENT.		-	-	-	-	-	-	-	-	-	-	-	-		
SELECTIVE SERVICE ACT	-	-	-	-	-	-	-	-	-	-	-	-	-	-	-
AV. SENT.		-	-	-	-	-	-	-	-	-	-	-	-		
OTHER SPECIAL OFFENSES	3	-	-	-	-	-	-	1	1	-	-	-	-	-	2
AV. SENT.		-	-	-	-	-	-	60	60	-	-	-	-		

TABLE 3
UNITED STATES DISTRICT COURTS
TYPE OF SENTENCE FOR CONVICTED CRIMINAL DEFENDANTS
TWELVE MONTH PERIOD ENDED JUNE 30, 1980

DISTRICT AND OFFENSE	TOTAL CON-VICTED	TYPE OF IMPRISONMENT						TYPE OF PROBATION						SUS-PENDED SEN-TENCE	FINE ONLY
		TOTAL SEN-TENCED	ADULT			YOUTH CORREC-TIONS ACT	F.J. D.A.	TOTAL	ADULT			F.J. D.A.	NO SUPER-VISION		
			REGULAR	INDETER-MINATE	MIXED				IMME-DIATE	DELAYED	SPLIT				
IOWA NORTHERN TOTAL	58	18	10	-	3	5	-	29	26	-	3	-	-	-	11
AV. SENT.		50	42	-	80	48	-	22	24	-	3	-	-		
HOMICIDE	-	-	-	-	-	-	-	-	-	-	-	-	-	-	-
AV. SENT.		-	-	-	-	-	-	-	-	-	-	-	-		
ROBBERY	2	2	-	-	-	2	-	-	-	-	-	-	-	-	-
AV. SENT.		48	-	-	-	48	-	-	-	-	-	-	-		
ASSAULT	-	-	-	-	-	-	-	-	-	-	-	-	-	-	-
AV. SENT.		-	-	-	-	-	-	-	-	-	-	-	-		
BURGLARY	-	-	-	-	-	-	-	-	-	-	-	-	-	-	-
AV. SENT.		-	-	-	-	-	-	-	-	-	-	-	-		
LARCENY AND THEFT	2	-	-	-	-	-	-	2	2	-	-	-	-	-	-
AV. SENT.		-	-	-	-	-	-	27	27	-	-	-	-		
EMBEZZLEMENT	4	1	1	-	-	-	-	3	3	-	-	-	-	-	-
AV. SENT.		36	36	-	-	-	-	26	26	-	-	-	-		
FRAUD	19	3	1	-	2	-	-	12	9	-	3	-	-	-	4
AV. SENT.		84	60	-	96	-	-	11	14	-	3	-	-		
AUTO THEFT	3	2	2	-	-	-	-	1	1	-	-	-	-	-	-
AV. SENT.		30	30	-	-	-	-	36	36	-	-	-	-		
FORGERY, COUNTERFEIT.	3	-	-	-	-	-	-	3	3	-	-	-	-	-	-
AV. SENT.		-	-	-	-	-	-	28	28	-	-	-	-		
SEX OFFENSES	-	-	-	-	-	-	-	-	-	-	-	-	-	-	-
AV. SENT.		-	-	-	-	-	-	-	-	-	-	-	-		
MARIHUANA	-	-	-	-	-	-	-	-	-	-	-	-	-	-	-
AV. SENT.		-	-	-	-	-	-	-	-	-	-	-	-		
NARCOTICS	7	6	4	-	1	1	-	1	1	-	-	-	-	-	-
AV. SENT.		65	58	-	48	48	-	60	60	-	-	-	-		
WEAPONS AND FIREARMS	3	-	-	-	-	-	-	3	3	-	-	-	-	-	-
AV. SENT.		-	-	-	-	-	-	24	24	-	-	-	-		
ESCAPE	-	-	-	-	-	-	-	-	-	-	-	-	-	-	-
AV. SENT.		-	-	-	-	-	-	-	-	-	-	-	-		
OTHER GENERAL OFFENSES	3	2	1	-	-	1	-	1	1	-	-	-	-	-	-
AV. SENT.		36	24	-	-	48	-	36	36	-	-	-	-		
IMMIGRATION LAWS	2	2	1	-	-	1	-	-	-	-	-	-	-	-	-
AV. SENT.		30	12	-	-	48	-	-	-	-	-	-	-		
LIQUOR, INTERNAL REV.	-	-	-	-	-	-	-	-	-	-	-	-	-	-	-
AV. SENT.		-	-	-	-	-	-	-	-	-	-	-	-		
SELECTIVE SERVICE ACT	-	-	-	-	-	-	-	-	-	-	-	-	-	-	-
AV. SENT.		-	-	-	-	-	-	-	-	-	-	-	-		
OTHER SPECIAL OFFENSES	10	-	-	-	-	-	-	3	3	-	-	-	-	-	7
AV. SENT.		-	-	-	-	-	-	32	32	-	-	-	-		

TABLE 3
UNITED STATES DISTRICT COURTS
TYPE OF SENTENCE FOR CONVICTED CRIMINAL DEFENDANTS
TWELVE MONTH PERIOD ENDED JUNE 30, 1980

DISTRICT AND OFFENSE	TOTAL CON-VICTED	TYPE OF IMPRISONMENT						TYPE OF PROBATION						SUS-PENDED SEN-TENCE	FINE ONLY
		TOTAL SEN-TENCED	ADULT			YOUTH CORREC-TIONS ACT	F.J. D.A.	TOTAL	ADULT			F.J. D.A.	NO SUPER-VISION		
			REGULAR	INDETER-MINATE	MIXED				IMME-DIATE	DELAYED	SPLIT				
IOWA SOUTHERN TOTAL	87	26	22	3	1	-	-	45	30	-	12	-	4	1	14
AV. SENT.		33	22	100	72	-	-	18	22	-	2	-	36		
HOMICIDE	-	-	-	-	-	-	-	-	-	-	-	-	-	-	-
AV. SENT.		-	-	-	-	-	-	-	-	-	-	-	-		
ROBBERY	1	1	-	1	-	-	-	-	-	-	-	-	-	-	-
AV. SENT.		240	-	240	-	-	-	-	-	-	-	-	-		
ASSAULT	-	-	-	-	-	-	-	-	-	-	-	-	-	-	-
AV. SENT.		-	-	-	-	-	-	-	-	-	-	-	-		
BURGLARY	-	-	-	-	-	-	-	-	-	-	-	-	-	-	-
AV. SENT.		-	-	-	-	-	-	-	-	-	-	-	-		
LARCENY AND THEFT	15	5	4	-	1	-	-	10	8	-	2	-	-	-	-
AV. SENT.		30	18	-	72	-	-	24	30	-	4	-	-		
EMBEZZLEMENT	3	-	-	-	-	-	-	3	2	-	1	-	-	-	-
AV. SENT.		-	-	-	-	-	-	16	24	-	1	-	-		
FRAUD	25	5	4	1	-	-	-	12	2	-	8	-	2	1	7
AV. SENT.		16	14	24	-	-	-	7	24	-	2	-	12		
AUTO THEFT	1	1	1	-	-	-	-	-	-	-	-	-	-	-	-
AV. SENT.		48	48	-	-	-	-	-	-	-	-	-	-		
FORGERY, COUNTERFEIT.	3	1	1	-	-	-	-	2	1	-	1	-	-	-	-
AV. SENT.		24	24	-	-	-	-	13	24	-	3	-	-		
SEX OFFENSES	-	-	-	-	-	-	-	-	-	-	-	-	-	-	-
AV. SENT.		-	-	-	-	-	-	-	-	-	-	-	-		
MARIHUANA	-	-	-	-	-	-	-	-	-	-	-	-	-	-	-
AV. SENT.		-	-	-	-	-	-	-	-	-	-	-	-		
NARCOTICS	7	5	5	-	-	-	-	2	2	-	-	-	-	-	-
AV. SENT.		33	33	-	-	-	-	12	12	-	-	-	-		
WEAPONS AND FIREARMS	3	2	2	-	-	-	-	1	1	-	-	-	-	-	-
AV. SENT.		30	30	-	-	-	-	24	24	-	-	-	-		
ESCAPE	3	2	2	-	-	-	-	1	1	-	-	-	-	-	-
AV. SENT.		4	4	-	-	-	-	36	36	-	-	-	-		
OTHER GENERAL OFFENSES	1	1	1	-	-	-	-	-	-	-	-	-	-	-	-
AV. SENT.		48	48	-	-	-	-	-	-	-	-	-	-		
IMMIGRATION LAWS	5	1	1	-	-	-	-	4	2	-	-	-	2	-	-
AV. SENT.		3	3	-	-	-	-	45	30	-	-	-	60		
LIQUOR, INTERNAL REV.	-	-	-	-	-	-	-	-	-	-	-	-	-	-	-
AV. SENT.		-	-	-	-	-	-	-	-	-	-	-	-		
SELECTIVE SERVICE ACT	-	-	-	-	-	-	-	-	-	-	-	-	-	-	-
AV. SENT.		-	-	-	-	-	-	-	-	-	-	-	-		
OTHER SPECIAL OFFENSES	20	2	1	1	-	-	-	11	11	-	-	-	-	-	7
AV. SENT.		20	4	36	-	-	-	16	16	-	-	-	-		

TABLE 3
UNITED STATES DISTRICT COURTS
TYPE OF SENTENCE FOR CONVICTED CRIMINAL DEFENDANTS
TWELVE MONTH PERIOD ENDED JUNE 30, 1980

DISTRICT AND OFFENSE	TOTAL CONVICTED	TYPE OF IMPRISONMENT						TYPE OF PROBATION						SUSPENDED SENTENCE	FINE ONLY
		TOTAL SENTENCED	ADULT			YOUTH CORRECTIONS ACT	F.J. D.A.	TOTAL	ADULT			F.J. D.A.	NO SUPERVISION		
			REGULAR	INDETERMINATE	MIXED				IMMEDIATE	DELAYED	SPLIT				
MINNESOTA															
TOTAL	211	130	124	1	1	4	-	79	54	-	25	-	-	-	2
AV. SENT.		54	54	48	60	66	-	20	27	-	3	-	-		
HOMICIDE	-	-	-	-	-	-	-	-	-	-	-	-	-	-	-
AV. SENT.		-	-	-	-	-	-	-	-	-	-	-	-		
ROBBERY	25	24	22	-	-	2	-	1	1	-	-	-	-	-	-
AV. SENT.		124	128	-	-	84	-	5	6	-	-	-	-		
ASSAULT	7	7	6	1	-	-	-	-	-	-	-	-	-	-	-
AV. SENT.		131	145	48	-	-	-	-	-	-	-	-	-		
BURGLARY	-	-	-	-	-	-	-	-	-	-	-	-	-	-	-
AV. SENT.		-	-	-	-	-	-	-	-	-	-	-	-		
LARCENY AND THEFT	6	4	4	-	-	-	-	2	1	-	1	-	-	-	-
AV. SENT.		33	33	-	-	-	-	13	24	-	3	-	-		
EMBEZZLEMENT	14	1	1	-	-	-	-	13	11	-	2	-	-	-	-
AV. SENT.		192	192	-	-	-	-	22	25	-	4	-	-		
FRAUD	36	13	12	-	1	-	-	23	16	-	7	-	-	-	-
AV. SENT.		29	26	-	60	-	-	21	30	-	1	-	-		
AUTO THEFT	1	1	1	-	-	-	-	-	-	-	-	-	-	-	-
AV. SENT.		18	18	-	-	-	-	-	-	-	-	-	-		
FORGERY, COUNTERFEIT.	5	2	2	-	-	-	-	3	2	-	1	-	-	-	-
AV. SENT.		39	39	-	-	-	-	34	48	-	6	-	-		
SEX OFFENSES	-	-	-	-	-	-	-	-	-	-	-	-	-	-	-
AV. SENT.		-	-	-	-	-	-	-	-	-	-	-	-		
MARIHUANA	7	4	4	-	-	-	-	3	2	-	1	-	-	-	-
AV. SENT.		36	36	-	-	-	-	24	36	-	6	-	-		
NARCOTICS	72	50	48	-	-	2	-	22	12	-	10	-	-	-	-
AV. SENT.		53	53	-	-	48	-	12	20	-	4	-	-		
WEAPONS AND FIREARMS	14	11	11	-	-	-	-	7	5	-	2	-	-	-	-
AV. SENT.		27	27	-	-	-	-	22	30	-	4	-	-		
ESCAPE	9	9	9	-	-	-	-	-	-	-	-	-	-	-	-
AV. SENT.		30	30	-	-	-	-	-	-	-	-	-	-		
OTHER GENERAL OFFENSES	-	-	-	-	-	-	-	-	-	-	-	-	-	-	-
AV. SENT.		-	-	-	-	-	-	-	-	-	-	-	-		
IMMIGRATION LAWS	1	-	-	-	-	-	-	1	1	-	-	-	-	-	-
AV. SENT.		-	-	-	-	-	-	60	60	-	-	-	-		
LIQUOR, INTERNAL REV.	-	-	-	-	-	-	-	-	-	-	-	-	-	-	-
AV. SENT.		-	-	-	-	-	-	-	-	-	-	-	-		
SELECTIVE SERVICE ACT	-	-	-	-	-	-	-	-	-	-	-	-	-	-	-
AV. SENT.		-	-	-	-	-	-	-	-	-	-	-	-		
OTHER SPECIAL OFFENSES	10	4	4	-	-	-	-	4	3	-	1	-	-	-	2
AV. SENT.		51	51	-	-	-	-	21	28	-	1	-	-		

TABLE 3
UNITED STATES DISTRICT COURTS
TYPE OF SENTENCE FOR CONVICTED CRIMINAL DEFENDANTS
TWELVE MONTH PERIOD ENDED JUNE 30, 1980

DISTRICT AND OFFENSE	TOTAL CONVICTED	TYPE OF IMPRISONMENT						TYPE OF PROBATION						SUSPENDED SENTENCE	FINE ONLY
		TOTAL SENTENCED	ADULT			YOUTH CORRECTIONS ACT	F.J. D.A.	TOTAL	ADULT			F.J. D.A.	NO SUPERVISION		
			REGULAR	INDETERMINATE	MIXED				IMMEDIATE	DELAYED	SPLIT				
MISSOURI EASTERN															
TOTAL	193	119	86	6	14	13	-	72	55	-	17	-	-	-	2
AV. SENT.		74	86	46	34	48	-	37	47	-	4	-	-		
HOMICIDE	-	-	-	-	-	-	-	-	-	-	-	-	-	-	-
AV. SENT.		-	-	-	-	-	-	-	-	-	-	-	-		
ROBBERY	3	3	2	1	-	-	-	-	-	-	-	-	-	-	-
AV. SENT.		148	180	84	-	-	-	-	-	-	-	-	-		
ASSAULT	-	-	-	-	-	-	-	-	-	-	-	-	-	-	-
AV. SENT.		-	-	-	-	-	-	-	-	-	-	-	-		
BURGLARY	-	-	-	-	-	-	-	-	-	-	-	-	-	-	-
AV. SENT.		-	-	-	-	-	-	-	-	-	-	-	-		
LARCENY AND THEFT	30	16	11	2	2	1	-	14	9	-	5	-	-	-	-
AV. SENT.		52	58	42	36	48	-	30	44	-	5	-	-		
EMBEZZLEMENT	15	4	2	-	2	-	-	11	11	-	-	-	-	-	-
AV. SENT.		66	102	-	30	-	-	41	41	-	-	-	-		
FRAUD	41	10	4	1	4	1	-	29	17	-	12	-	-	-	2
AV. SENT.		51	70	36	36	48	-	28	45	-	4	-	-		
AUTO THEFT	2	1	1	-	-	-	-	1	1	-	-	-	-	-	-
AV. SENT.		24	24	-	-	-	-	60	60	-	-	-	-		
FORGERY, COUNTERFEIT.	14	13	9	1	1	2	-	1	1	-	-	-	-	-	-
AV. SENT.		69	81	36	36	48	-	36	36	-	-	-	-		
SEX OFFENSES	-	-	-	-	-	-	-	-	-	-	-	-	-	-	-
AV. SENT.		-	-	-	-	-	-	-	-	-	-	-	-		
MARIHUANA	5	3	1	-	2	-	-	2	2	-	-	-	-	-	-
AV. SENT.		42	60	-	33	-	-	60	60	-	-	-	-		
NARCOTICS	59	50	38	1	2	9	-	9	9	-	-	-	-	-	-
AV. SENT.		91	105	36	48	48	-	56	56	-	-	-	-		
WEAPONS AND FIREARMS	9	8	8	-	-	-	-	1	1	-	-	-	-	-	-
AV. SENT.		72	72	-	-	-	-	36	36	-	-	-	-		
ESCAPE	1	1	1	-	-	-	-	-	-	-	-	-	-	-	-
AV. SENT.		12	12	-	-	-	-	-	-	-	-	-	-		
OTHER GENERAL OFFENSES	3	2	2	-	-	-	-	1	1	-	-	-	-	-	-
AV. SENT.		168	168	-	-	-	-	36	36	-	-	-	-		
IMMIGRATION LAWS	2	-	-	-	-	-	-	2	2	-	-	-	-	-	-
AV. SENT.		-	-	-	-	-	-	60	60	-	-	-	-		
LIQUOR, INTERNAL REV.	-	-	-	-	-	-	-	-	-	-	-	-	-	-	-
AV. SENT.		-	-	-	-	-	-	-	-	-	-	-	-		
SELECTIVE SERVICE ACT	-	-	-	-	-	-	-	-	-	-	-	-	-	-	-
AV. SENT.		-	-	-	-	-	-	-	-	-	-	-	-		
OTHER SPECIAL OFFENSES	9	8	7	-	1	-	-	1	1	-	-	-	-	-	-
AV. SENT.		27	30	-	12	-	-	60	60	-	-	-	-		

TABLE 3
UNITED STATES DISTRICT COURTS
TYPE OF SENTENCE FOR CONVICTED CRIMINAL DEFENDANTS
TWELVE MONTH PERIOD ENDED JUNE 30, 1980

DISTRICT AND OFFENSE	TOTAL CONVICTED	TYPE OF IMPRISONMENT						TYPE OF PROBATION						SUSPENDED SENTENCE	FINE ONLY
		TOTAL SENTENCED	ADULT			YOUTH CORRECTIONS ACT	F.J. D.A.	TOTAL	ADULT			F.J. D.A.	NO SUPERVISION		
			REGULAR	INDETERMINATE	MIXED				IMMEDIATE	DELAYED	SPLIT				
MISSOURI WESTERN															
TOTAL	490	125	72	42	9	2	-	347	113	-	33	-	201	-	18
AV. SENT.		71	70	82	33	48	-	8	21	-	3	-	2		
HOMICIDE	4	4	4	-	-	-	-	-	-	-	-	-	-	-	-
AV. SENT.		465	465	-	-	-	-	-	-	-	-	-	-		
ROBBERY	17	16	5	11	-	-	-	1	1	-	-	-	-	-	-
AV. SENT.		167	177	163	-	-	-	60	60	-	-	-	-		
ASSAULT	9	2	2	-	-	-	-	7	4	-	2	-	1	-	-
AV. SENT.		72	72	-	-	-	-	18	30	-	2	-	6		
BURGLARY	-	-	-	-	-	-	-	-	-	-	-	-	-	-	-
AV. SENT.		-	-	-	-	-	-	-	-	-	-	-	-		
LARCENY AND THEFT	38	10	5	5	-	-	-	25	23	-	2	-	-	-	3
AV. SENT.		56	38	74	-	-	-	23	25	-	3	-	-		
EMBEZZLEMENT	19	3	3	-	-	-	-	16	12	-	4	-	-	-	-
AV. SENT.		28	28	-	-	-	-	25	34	-	1	-	-		
FRAUD	58	20	8	6	6	-	-	31	16	-	14	-	1	-	7
AV. SENT.		34	22	52	31	-	-	16	29	-	2	-	6		
AUTO THEFT	4	4	-	3	1	-	-	-	-	-	-	-	-	-	-
AV. SENT.		64	-	74	36	-	-	-	-	-	-	-	-		
FORGERY, COUNTERFEIT.	18	11	7	3	1	-	-	7	6	-	1	-	-	-	-
AV. SENT.		36	36	42	18	-	-	27	31	-	6	-	-		
SEX OFFENSES	-	-	-	-	-	-	-	-	-	-	-	-	-	-	-
AV. SENT.		-	-	-	-	-	-	-	-	-	-	-	-		
MARIHUANA	4	3	-	2	-	1	-	1	1	-	-	-	-	-	-
AV. SENT.		44	-	42	-	48	-	36	36	-	-	-	-		
NARCOTICS	38	26	15	10	-	1	-	12	6	-	6	-	-	-	-
AV. SENT.		45	42	50	-	48	-	16	28	-	5	-	-		
WEAPONS AND FIREARMS	14	8	5	2	1	-	-	6	5	-	1	-	-	-	-
AV. SENT.		46	50	30	60	-	-	24	28	-	3	-	-		
ESCAPE	12	11	11	-	-	-	-	1	1	-	-	-	-	-	-
AV. SENT.		20	20	-	-	-	-	36	36	-	-	-	-		
OTHER GENERAL OFFENSES	241	3	3	-	-	-	-	235	35	-	1	-	199	-	3
AV. SENT.		48	48	-	-	-	-	2	4	-	2	-	2		
IMMIGRATION LAWS	-	-	-	-	-	-	-	-	-	-	-	-	-	-	-
AV. SENT.		-	-	-	-	-	-	-	-	-	-	-	-		
LIQUOR, INTERNAL REV.	-	-	-	-	-	-	-	-	-	-	-	-	-	-	-
AV. SENT.		-	-	-	-	-	-	-	-	-	-	-	-		
SELECTIVE SERVICE ACT	-	-	-	-	-	-	-	-	-	-	-	-	-	-	-
AV. SENT.		-	-	-	-	-	-	-	-	-	-	-	-		
OTHER SPECIAL OFFENSES	14	4	4	-	-	-	-	5	3	-	2	-	-	-	5
AV. SENT.		60	60	-	-	-	-	18	26	-	6	-	-		

TABLE 3
UNITED STATES DISTRICT COURTS
TYPE OF SENTENCE FOR CONVICTED CRIMINAL DEFENDANTS
TWELVE MONTH PERIOD ENDED JUNE 30, 1980

DISTRICT AND OFFENSE	TOTAL CONVICTED	TYPE OF IMPRISONMENT						TYPE OF PROBATION						SUSPENDED SENTENCE	FINE ONLY
		TOTAL SENTENCED	ADULT			YOUTH CORRECTIONS ACT	F.J. D.A.	TOTAL	ADULT			F.J. D.A.	NO SUPERVISION		
			REGULAR	INDETERMINATE	MIXED				IMMEDIATE	DELAYED	SPLIT				
NEBRASKA															
TOTAL	114	39	33	-	-	6	-	63	51	-	11	1	-	-	12
AV. SENT.		45	44	-	-	48	-	23	27	-	3	48	-		
HOMICIDE	-	-	-	-	-	-	-	-	-	-	-	-	-	-	-
AV. SENT.		-	-	-	-	-	-	-	-	-	-	-	-		
ROBBERY	2	2	2	-	-	-	-	-	-	-	-	-	-	-	-
AV. SENT.		300	300	-	-	-	-	-	-	-	-	-	-		
ASSAULT	4	3	1	-	-	2	-	1	1	-	-	-	-	-	-
AV. SENT.		34	6	-	-	48	-	6	6	-	-	-	-		
BURGLARY	-	-	-	-	-	-	-	-	-	-	-	-	-	-	-
AV. SENT.		-	-	-	-	-	-	-	-	-	-	-	-		
LARCENY AND THEFT	24	6	4	-	-	2	-	18	15	-	3	-	-	-	-
AV. SENT.		31	22	-	-	48	-	24	28	-	5	-	-		
EMBEZZLEMENT	4	-	-	-	-	-	-	4	4	-	-	-	-	-	-
AV. SENT.		-	-	-	-	-	-	22	22	-	-	-	-		
FRAUD	22	3	3	-	-	-	-	18	12	-	6	-	-	-	1
AV. SENT.		40	40	-	-	-	-	22	33	-	1	-	-		
AUTO THEFT	2	1	1	-	-	-	-	1	1	-	-	-	-	-	-
AV. SENT.		120	120	-	-	-	-	48	48	-	-	-	-		
FORGERY, COUNTERFEIT.	10	4	4	-	-	-	-	6	6	-	-	-	-	-	-
AV. SENT.		34	34	-	-	-	-	28	28	-	-	-	-		
SEX OFFENSES	1	1	1	-	-	-	-	-	-	-	-	-	-	-	-
AV. SENT.		48	48	-	-	-	-	-	-	-	-	-	-		
MARIHUANA	7	5	4	-	-	1	-	2	2	-	-	-	-	-	-
AV. SENT.		26	21	-	-	48	-	36	36	-	-	-	-		
NARCOTICS	6	2	2	-	-	-	-	4	3	-	1	-	-	-	-
AV. SENT.		54	54	-	-	-	-	22	30	-	1	-	-		
WEAPONS AND FIREARMS	3	2	1	-	-	1	-	1	1	-	-	-	-	-	-
AV. SENT.		36	24	-	-	48	-	12	12	-	-	-	-		
ESCAPE	-	-	-	-	-	-	-	-	-	-	-	-	-	-	-
AV. SENT.		-	-	-	-	-	-	-	-	-	-	-	-		
OTHER GENERAL OFFENSES	1	-	-	-	-	-	-	1	-	-	-	1	-	-	-
AV. SENT.		-	-	-	-	-	-	48	-	-	-	48	-		
IMMIGRATION LAWS	17	10	10	-	-	-	-	4	3	-	1	-	-	-	3
AV. SENT.		14	14	-	-	-	-	14	16	-	6	-	-		
LIQUOR, INTERNAL REV.	-	-	-	-	-	-	-	-	-	-	-	-	-	-	-
AV. SENT.		-	-	-	-	-	-	-	-	-	-	-	-		
SELECTIVE SERVICE ACT	-	-	-	-	-	-	-	-	-	-	-	-	-	-	-
AV. SENT.		-	-	-	-	-	-	-	-	-	-	-	-		
OTHER SPECIAL OFFENSES	11	-	-	-	-	-	-	3	3	-	-	-	-	-	8
AV. SENT.		-	-	-	-	-	-	14	14	-	-	-	-		

TABLE 3
UNITED STATES DISTRICT COURTS
TYPE OF SENTENCE FOR CONVICTED CRIMINAL DEFENDANTS
TWELVE MONTH PERIOD ENDED JUNE 30, 1980

DISTRICT AND OFFENSE	TOTAL CON-VICTED	TYPE OF IMPRISONMENT						TYPE OF PROBATION						SUS-PENDED SEN-TENCE	FINE ONLY
		TOTAL SEN-TENCED	ADULT			YOUTH CORREC-TIONS ACT	F.J. D.A.	TOTAL	ADULT			F.J. D.A.	NO SUPER-VISION		
			REGULAR	INDETER-MINATE	MIXED				IMME-DIATE	DELAYED	SPLIT				
NORTH DAKOTA															
TOTAL	83	35	21	5	2	5	2	46	28	-	14	4	-	-	2
AV. SENT.		37	29	81	16	48	-	18	24	-	4	26	-		
HOMICIDE	3	2	-	2	-	-	-	1	-	-	1	-	-	-	-
AV. SENT.		96	-	96	-	-	-	6	-	-	6	-	-		
ROBBERY	4	2	-	-	-	1	1	2	-	-	-	2	-	-	-
AV. SENT.		24	-	-	-	48	-	24	-	-	-	24	-		
ASSAULT	6	3	3	-	-	-	-	3	-	-	3	-	-	-	-
AV. SENT.		38	38	-	-	-	-	5	-	-	5	-	-		
BURGLARY	8	4	3	-	-	1	-	4	1	-	1	2	-	-	-
AV. SENT.		30	25	-	-	48	-	20	18	-	5	29	-		
LARCENY AND THEFT	5	1	-	-	-	1	-	4	3	-	1	-	-	-	-
AV. SENT.		48	-	-	-	48	-	21	28	-	1	-	-		
EMBEZZLEMENT	3	-	-	-	-	-	-	3	2	-	1	-	-	-	-
AV. SENT.		-	-	-	-	-	-	21	30	-	4	-	-		
FRAUD	11	5	4	1	-	-	-	6	5	-	1	-	-	-	-
AV. SENT.		29	16	84	-	-	-	24	27	-	6	-	-		
AUTO THEFT	-	-	-	-	-	-	-	-	-	-	-	-	-	-	-
AV. SENT.		-	-	-	-	-	-	-	-	-	-	-	-		
FORGERY, COUNTERFEIT.	13	3	1	-	1	1	-	10	9	-	1	-	-	-	-
AV. SENT.		32	24	-	24	48	-	18	20	-	1	-	-		
SEX OFFENSES	5	4	4	-	-	-	-	1	1	-	-	-	-	-	-
AV. SENT.		30	30	-	-	-	-	24	24	-	-	-	-		
MARIHUANA	1	-	-	-	-	-	-	1	-	-	1	-	-	-	-
AV. SENT.		-	-	-	-	-	-	6	-	-	6	-	-		
NARCOTICS	7	2	-	2	-	-	-	5	3	-	2	-	-	-	-
AV. SENT.		66	-	66	-	-	-	20	30	-	6	-	-		
WEAPONS AND FIREARMS	9	5	3	-	1	1	-	4	2	-	2	-	-	-	-
AV. SENT.		39	46	-	8	48	-	10	18	-	2	-	-		
ESCAPE	1	1	1	-	-	-	-	-	-	-	-	-	-	-	-
AV. SENT.		6	6	-	-	-	-	-	-	-	-	-	-		
OTHER GENERAL OFFENSES	4	2	2	-	-	-	-	1	1	-	-	-	-	-	1
AV. SENT.		42	42	-	-	-	-	24	24	-	-	-	-		
IMMIGRATION LAWS	-	-	-	-	-	-	-	-	-	-	-	-	-	-	-
AV. SENT.		-	-	-	-	-	-	-	-	-	-	-	-		
LIQUOR, INTERNAL REV.	-	-	-	-	-	-	-	-	-	-	-	-	-	-	-
AV. SENT.		-	-	-	-	-	-	-	-	-	-	-	-		
SELECTIVE SERVICE ACT	-	-	-	-	-	-	-	-	-	-	-	-	-	-	-
AV. SENT.		-	-	-	-	-	-	-	-	-	-	-	-		
OTHER SPECIAL OFFENSES	3	1	-	-	-	-	1	1	1	-	-	-	-	-	1
AV. SENT.		-	-	-	-	-	-	12	12	-	-	-	-		

TABLE 3
UNITED STATES DISTRICT COURTS
TYPE OF SENTENCE FOR CONVICTED CRIMINAL DEFENDANTS
TWELVE MONTH PERIOD ENDED JUNE 30, 1980

DISTRICT AND OFFENSE	TOTAL CON-VICTED	TYPE OF IMPRISONMENT						TYPE OF PROBATION						SUS-PENDED SEN-TENCE	FINE ONLY
		TOTAL SEN-TENCED	ADULT			YOUTH CORREC-TIONS ACT	F.J. D.A.	TOTAL	ADULT			F.J. D.A.	NO SUPER-VISION		
			REGULAR	INDETER-MINATE	MIXED				IMME-DIATE	DELAYED	SPLIT				
SOUTH DAKOTA															
TOTAL	172	61	51	1	3	4	2	94	79	-	10	5	-	-	17
AV. SENT.		51	55	33	32	48	-	29	31	-	3	36	-		
HOMICIDE	11	9	8	-	-	1	-	2	2	-	-	-	-	-	-
AV. SENT.		104	111	-	-	48	-	54	54	-	-	-	-		
ROBBERY	5	3	2	-	-	1	-	2	2	-	-	-	-	-	-
AV. SENT.		156	210	-	-	48	-	36	36	-	-	-	-		
ASSAULT	49	26	23	-	1	2	-	22	17	-	4	1	-	-	1
AV. SENT.		29	27	-	24	48	-	26	30	-	3	60	-		
BURGLARY	6	2	2	-	-	-	-	4	4	-	-	-	-	-	-
AV. SENT.		27	27	-	-	-	-	30	30	-	-	-	-		
LARCENY AND THEFT	36	8	5	1	-	-	2	27	24	-	2	1	-	-	1
AV. SENT.		38	55	33	-	-	-	32	34	-	2	39	-		
EMBEZZLEMENT	4	-	-	-	-	-	-	4	3	-	1	-	-	-	-
AV. SENT.		-	-	-	-	-	-	27	36	-	3	-	-		
FRAUD	20	3	3	-	-	-	-	16	16	-	-	-	-	-	1
AV. SENT.		24	24	-	-	-	-	28	28	-	-	-	-		
AUTO THEFT	-	-	-	-	-	-	-	-	-	-	-	-	-	-	-
AV. SENT.		-	-	-	-	-	-	-	-	-	-	-	-		
FORGERY, COUNTERFEIT.	9	2	-	-	2	-	-	7	5	-	2	-	-	-	-
AV. SENT.		36	-	-	36	-	-	19	25	-	6	-	-		
SEX OFFENSES	6	3	3	-	-	-	-	3	2	-	-	1	-	-	-
AV. SENT.		83	83	-	-	-	-	52	60	-	-	36	-		
MARIHUANA	-	-	-	-	-	-	-	-	-	-	-	-	-	-	-
AV. SENT.		-	-	-	-	-	-	-	-	-	-	-	-		
NARCOTICS	-	-	-	-	-	-	-	-	-	-	-	-	-	-	-
AV. SENT.		-	-	-	-	-	-	-	-	-	-	-	-		
WEAPONS AND FIREARMS	1	-	-	-	-	-	-	1	-	-	1	-	-	-	-
AV. SENT.		-	-	-	-	-	-	6	-	-	6	-	-		
ESCAPE	2	2	2	-	-	-	-	-	-	-	-	-	-	-	-
AV. SENT.		28	28	-	-	-	-	-	-	-	-	-	-		
OTHER GENERAL OFFENSES	9	2	2	-	-	-	-	2	1	-	-	1	-	-	5
AV. SENT.		57	57	-	-	-	-	27	12	-	-	42	-		
IMMIGRATION LAWS	-	-	-	-	-	-	-	-	-	-	-	-	-	-	-
AV. SENT.		-	-	-	-	-	-	-	-	-	-	-	-		
LIQUOR, INTERNAL REV.	-	-	-	-	-	-	-	-	-	-	-	-	-	-	-
AV. SENT.		-	-	-	-	-	-	-	-	-	-	-	-		
SELECTIVE SERVICE ACT	-	-	-	-	-	-	-	-	-	-	-	-	-	-	-
AV. SENT.		-	-	-	-	-	-	-	-	-	-	-	-		
OTHER SPECIAL OFFENSES	14	1	1	-	-	-	-	4	3	-	-	1	-	-	9
AV. SENT.		60	60	-	-	-	-	13	16	-	-	6	-		

TABLE 3
UNITED STATES DISTRICT COURTS
TYPE OF SENTENCE FOR CONVICTED CRIMINAL DEFENDANTS
TWELVE MONTH PERIOD ENDED JUNE 30, 1980

DISTRICT AND OFFENSE	TOTAL CON-VICTED	TYPE OF IMPRISONMENT						TYPE OF PROBATION						SUS-PENDED SEN-TENCE	FINE ONLY
		TOTAL SEN-TENCED	ADULT			YOUTH CORREC-TIONS ACT	F.J. D.A.	TOTAL	ADULT			F.J. D.A.	NO SUPER-VISION		
			REGULAR	INDETER-MINATE	MIXED				IMME-DIATE	DELAYED	SPLIT				
ALASKA															
TOTAL	94	34	25	-	9	-	-	45	31	-	14	-	-	2	13
AV. SENT.		34	37	-	26	-	-	19	25	-	3	-	-		
HOMICIDE	-	-	-	-	-	-	-	-	-	-	-	-	-	-	-
AV. SENT.		-	-	-	-	-	-	-	-	-	-	-	-		
ROBBERY	11	7	7	-	-	-	-	4	3	-	1	-	-	-	-
AV. SENT.		108	108	-	-	-	-	31	40	-	6	-	-		
ASSAULT	2	1	1	-	-	-	-	1	-	-	1	-	-	-	-
AV. SENT.		36	36	-	-	-	-	6	-	-	6	-	-		
BURGLARY	-	-	-	-	-	-	-	-	-	-	-	-	-	-	-
AV. SENT.		-	-	-	-	-	-	-	-	-	-	-	-		
LARCENY AND THEFT	11	2	2	-	-	-	-	4	3	-	1	-	-	-	5
AV. SENT.		1	1	-	-	-	-	16	20	-	2	-	-		
EMBEZZLEMENT	9	2	1	-	1	-	-	7	7	-	-	-	-	-	-
AV. SENT.		12	12	-	12	-	-	29	29	-	-	-	-		
FRAUD	23	8	8	-	-	-	-	10	6	-	4	-	-	-	5
AV. SENT.		8	8	-	-	-	-	17	25	-	5	-	-		
AUTO THEFT	-	-	-	-	-	-	-	-	-	-	-	-	-	-	-
AV. SENT.		-	-	-	-	-	-	-	-	-	-	-	-		
FORGERY, COUNTERFEIT.	1	-	-	-	-	-	-	1	1	-	-	-	-	-	-
AV. SENT.		-	-	-	-	-	-	-	-	-	-	-	-		
SEX OFFENSES	2	1	1	-	-	-	-	1	1	-	-	-	-	-	-
AV. SENT.		12	12	-	-	-	-	-	-	-	-	-	-		
MARIHUANA	1	-	-	-	-	-	-	1	-	-	1	-	-	-	-
AV. SENT.		-	-	-	-	-	-	4	-	-	4	-	-		
NARCOTICS	22	10	2	-	8	-	-	12	6	-	6	-	-	-	-
AV. SENT.		24	9	-	28	-	-	17	32	-	2	-	-		
WEAPONS AND FIREARMS	-	-	-	-	-	-	-	-	-	-	-	-	-	-	-
AV. SENT.		-	-	-	-	-	-	-	-	-	-	-	-		
ESCAPE	-	-	-	-	-	-	-	-	-	-	-	-	-	-	-
AV. SENT.		-	-	-	-	-	-	-	-	-	-	-	-		
OTHER GENERAL OFFENSES	4	1	1	-	-	-	-	1	1	-	-	-	-	-	2
AV. SENT.		9	9	-	-	-	-	6	6	-	-	-	-		
IMMIGRATION LAWS	3	1	1	-	-	-	-	-	-	-	-	-	-	2	-
AV. SENT.		12	12	-	-	-	-	-	-	-	-	-	-		
LIQUOR, INTERNAL REV.	-	-	-	-	-	-	-	-	-	-	-	-	-	-	-
AV. SENT.		-	-	-	-	-	-	-	-	-	-	-	-		
SELECTIVE SERVICE ACT	-	-	-	-	-	-	-	-	-	-	-	-	-	-	-
AV. SENT.		-	-	-	-	-	-	-	-	-	-	-	-		
OTHER SPECIAL OFFENSES	5	1	1	-	-	-	-	3	3	-	-	-	-	-	1
AV. SENT.		12	12	-	-	-	-	24	24	-	-	-	-		

TABLE 3
UNITED STATES DISTRICT COURTS
TYPE OF SENTENCE FOR CONVICTED CRIMINAL DEFENDANTS
TWELVE MONTH PERIOD ENDED JUNE 30, 1980

DISTRICT AND OFFENSE	TOTAL CON-VICTED	TYPE OF IMPRISONMENT						TYPE OF PROBATION						SUS-PENDED SEN-TENCE	FINE ONLY
		TOTAL SEN-TENCED	ADULT			YOUTH CORREC-TIONS ACT	F.J. D.A.	TOTAL	ADULT			F.J. D.A.	NO SUPER-VISION		
			REGULAR	INDETER-MINATE	MIXED				IMME-DIATE	DELAYED	SPLIT				
ARIZONA															
TOTAL	515	309	226	62	6	15	-	186	123	-	60	1	2	2	18
AV. SENT.		36	34	43	37	48	-	31	44	-	4	37	36		
HOMICIDE	17	11	3	7	-	1	-	6	4	-	2	-	-	-	-
AV. SENT.		48	22	60	-	48	-	32	45	-	6	-	-		
ROBBERY	12	9	5	3	1	-	-	3	3	-	-	-	-	-	-
AV. SENT.		76	62	84	120	-	-	60	60	-	-	-	-		
ASSAULT	27	16	9	4	-	3	-	11	7	-	3	1	-	-	-
AV. SENT.		36	33	33	-	48	-	33	44	-	6	37	-		
BURGLARY	4	1	1	-	-	-	-	3	3	-	-	-	-	-	-
AV. SENT.		12	12	-	-	-	-	44	44	-	-	-	-		
LARCENY AND THEFT	24	11	5	5	-	1	-	13	13	-	-	-	-	-	-
AV. SENT.		41	52	28	-	48	-	42	42	-	-	-	-		
EMBEZZLEMENT	16	3	1	1	1	-	-	13	11	-	2	-	-	-	-
AV. SENT.		32	48	36	12	-	-	45	53	-	4	-	-		
FRAUD	45	21	13	7	-	1	-	24	18	-	5	-	1	-	-
AV. SENT.		39	38	39	-	48	-	37	48	-	2	-	12		
AUTO THEFT	9	4	1	3	-	-	-	4	2	-	2	-	-	1	-
AV. SENT.		57	60	56	-	-	-	33	60	-	6	-	-		
FORGERY, COUNTERFEIT.	10	6	2	4	-	-	-	4	4	-	-	-	-	-	-
AV. SENT.		61	108	37	-	-	-	42	42	-	-	-	-		
SEX OFFENSES	3	3	2	1	-	-	-	-	-	-	-	-	-	-	-
AV. SENT.		100	90	120	-	-	-	-	-	-	-	-	-		
MARIHUANA	41	19	16	3	-	-	-	22	13	-	9	-	-	-	-
AV. SENT.		33	31	42	-	-	-	30	47	-	5	-	-		
NARCOTICS	68	51	41	4	-	6	-	16	11	-	5	-	-	1	-
AV. SENT.		56	56	63	-	48	-	32	44	-	4	-	-		
WEAPONS AND FIREARMS	12	10	7	3	-	-	-	2	2	-	-	-	-	-	-
AV. SENT.		82	104	32	-	-	-	60	60	-	-	-	-		
ESCAPE	40	32	31	1	-	-	-	8	4	-	4	-	-	-	-
AV. SENT.		17	16	24	-	-	-	21	39	-	4	-	-		
OTHER GENERAL OFFENSES	23	5	2	2	1	-	-	3	2	-	1	-	-	-	15
AV. SENT.		50	48	66	24	-	-	28	42	-	2	-	-		
IMMIGRATION LAWS	141	98	81	12	3	2	-	43	20	-	22	-	1	-	-
AV. SENT.		19	17	27	22	48	-	21	37	-	5	-	60		
LIQUOR, INTERNAL REV.	-	-	-	-	-	-	-	-	-	-	-	-	-	-	-
AV. SENT.		-	-	-	-	-	-	-	-	-	-	-	-		
SELECTIVE SERVICE ACT	-	-	-	-	-	-	-	-	-	-	-	-	-	-	-
AV. SENT.		-	-	-	-	-	-	-	-	-	-	-	-		
OTHER SPECIAL OFFENSES	23	9	6	2	-	1	-	11	6	-	5	-	-	-	3
AV. SENT.		20	17	18	-	48	-	18	30	-	4	-	-		

TABLE 3
UNITED STATES DISTRICT COURTS
TYPE OF SENTENCE FOR CONVICTED CRIMINAL DEFENDANTS
TWELVE MONTH PERIOD ENDED JUNE 30, 1980

DISTRICT AND OFFENSE	TOTAL CON-VICTED	TYPE OF IMPRISONMENT						TYPE OF PROBATION						SUS-PENDED SEN-TENCE	FINE ONLY
		TOTAL SEN-TENCED	ADULT			YOUTH CORREC-TIONS ACT	F.J. D.A.	TOTAL	ADULT			F.J. D.A.	NO SUPER-VISION		
			REGULAR	INDETER-MINATE	MIXED				IMME-DIATE	DELAYED	SPLIT				
CALIFORNIA NORTHERN															
TOTAL	409	186	160	16	7	3	-	212	143	-	69	-	-	-	11
AV. SENT.		64	62	90	47	48	-	26	36	-	5	-	-		
HOMICIDE	2	1	1		-	-	-	1	1	-	-	-	-	-	-
AV. SENT.		540	540		-	-	-	36	36	-	-	-	-		
ROBBERY	38	36	28	6	1	1	-	2	2	-	-	-	-	-	-
AV. SENT.		117	119	121	72	48	-	30	60	-	-	-	-		
ASSAULT	-	-	-	-	-	-	-	-	-	-	-	-	-	-	-
AV. SENT.		-	-	-	-	-	-	-	-	-	-	-	-		
BURGLARY	2	1	1	-	-	-	-	1	1	-	-	-	-	-	-
AV. SENT.		36	36	-	-	-	-	24	24	-	-	-	-		
LARCENY AND THEFT	19	6	6	-	-	-	-	13	11	-	2	-	-	-	-
AV. SENT.		13	13	-	-	-	-	36	42	-	6	-	-		
EMBEZZLEMENT	32	6	2	-	2	1	-	27	19	-	8	-	-	-	-
AV. SENT.		18	9	-	12	48	-	27	36	-	4	-	-		
FRAUD	86	22	20	1	1	-	-	63	44	-	19	-	-	-	1
AV. SENT.		37	38	24	24	-	-	22	30	-	5	-	-		
AUTO THEFT	2	1	1	-	-	-	-	1	1	-	-	-	-	-	-
AV. SENT.		12	12	-	-	-	-	36	36	-	-	-	-		
FORGERY, COUNTERFEIT.	38	15	13	1	-	1	-	23	15	-	8	-	-	-	-
AV. SENT.		40	38	60	-	48	-	26	38	-	4	-	-		
SEX OFFENSES	-	-	-	-	-	-	-	-	-	-	-	-	-	-	-
AV. SENT.		-	-	-	-	-	-	-	-	-	-	-	-		
MARIHUANA	29	13	12	1	-	-	-	16	9	-	7	-	-	-	-
AV. SENT.		31	32	15	-	-	-	21	34	-	6	-	-		
NARCOTICS	78	46	44	1	1	-	-	30	15	-	15	-	-	-	2
AV. SENT.		44	45	48	18	-	-	27	48	-	5	-	-		
WEAPONS AND FIREARMS	13	12	9	1	2	-	-	1	1	-	-	-	-	-	-
AV. SENT.		47	39	24	96	-	-	60	60	-	-	-	-		
ESCAPE	8	8	7	1	-	-	-	-	-	-	-	-	-	-	-
AV. SENT.		45	46	36	-	-	-	-	-	-	-	-	-		
OTHER GENERAL OFFENSES	19	15	11	4	-	-	-	4	4	-	-	-	-	-	-
AV. SENT.		134	138	123	-	-	-	39	39	-	-	-	-		
IMMIGRATION LAWS	15	4	4	-	-	-	-	11	4	-	7	-	-	-	-
AV. SENT.		8	8	-	-	-	-	16	36	-	4	-	-		
LIQUOR, INTERNAL REV.	-	-	-	-	-	-	-	-	-	-	-	-	-	-	-
AV. SENT.		-	-	-	-	-	-	-	-	-	-	-	-		
SELECTIVE SERVICE ACT	-	-	-	-	-	-	-	-	-	-	-	-	-	-	-
AV. SENT.		-	-	-	-	-	-	-	-	-	-	-	-		
OTHER SPECIAL OFFENSES	28	1	1	-	-	-	-	19	16	-	3	-	-	-	8
AV. SENT.		120	120	-	-	-	-	29	34	-	3	-	-		

TABLE 3
UNITED STATES DISTRICT COURTS
TYPE OF SENTENCE FOR CONVICTED CRIMINAL DEFENDANTS
TWELVE MONTH PERIOD ENDED JUNE 30, 1980

DISTRICT AND OFFENSE	TOTAL CON-VICTED	TYPE OF IMPRISONMENT						TYPE OF PROBATION						SUS-PENDED SEN-TENCE	FINE ONLY
		TOTAL SEN-TENCED	ADULT			YOUTH CORREC-TIONS ACT	F.J. D.A.	TOTAL	ADULT			F.J. D.A.	NO SUPER-VISION		
			REGULAR	INDETER-MINATE	MIXED				IMME-DIATE	DELAYED	SPLIT				
ALIFORNIA EASTERN															
TOTAL	370	137	109	11	4	13	-	194	145	-	48	-	1	1	38
AV. SENT.		60	57	112	36	51	-	31	41	-	4	-	-		
HOMICIDE	1	-	-	-	-	-	-	1	1	-	-	-	-	-	-
AV. SENT.		-	-	-	-	-	-	12	12	-	-	-	-		
ROBBERY	34	32	17	8	-	7	-	2	2	-	-	-	-	-	-
AV. SENT.		124	145	141	-	54	-	60	50	-	-	-	-		
ASSAULT	6	1	1	-	-	-	-	5	5	-	-	-	-	-	-
AV. SENT.		3	3	-	-	-	-	20	20	-	-	-	-		
BURGLARY	1	1	1	-	-	-	-	-	-	-	-	-	-	-	-
AV. SENT.		6	6	-	-	-	-	-	-	-	-	-	-		
LARCENY AND THEFT	56	7	6	-	-	1	-	21	19	-	2	-	-	-	28
AV. SENT.		34	32	-	-	48	-	34	37	-	3	-	-		
EMBEZZLEMENT	18	1	1	-	-	-	-	17	15	-	2	-	-	-	-
AV. SENT.		6	6	-	-	-	-	41	46	-	1	-	-		
FRAUD	42	9	8	1	-	-	-	29	22	-	7	-	-	-	4
AV. SENT.		26	26	24	-	-	-	27	34	-	5	-	-		
AUTO THEFT	2	1	1	-	-	-	-	1	1	-	-	-	-	-	-
AV. SENT.		36	36	-	-	-	-	24	24	-	-	-	-		
FORGERY, COUNTERFEIT.	36	9	7	-	2	-	-	27	18	-	8	-	1	-	-
AV. SENT.		32	24	-	60	-	-	29	42	-	3	-	-		
SEX OFFENSES	1	1	1	-	-	-	-	-	-	-	-	-	-	-	-
AV. SENT.		180	180	-	-	-	-	-	-	-	-	-	-		
MARIHUANA	9	1	1	-	-	-	-	8	6	-	2	-	-	-	
AV. SENT.		36	36	-	-	-	-	35	46	-	2	-	-		
NARCOTICS	53	35	31	2	-	2	-	18	10	-	8	-	-	-	-
AV. SENT.		66	69	42	-	48	-	29	48	-	6	-	-		
WEAPONS AND FIREARMS	5	2	2	-	-	-	-	3	3	-	-	-	-	-	-
AV. SENT.		21	21	-	-	-	-	52	52	-	-	-	-		
ESCAPE	7	5	5	-	-	-	-	2	2	-	-	-	-	-	-
AV. SENT.		20	20	-	-	-	-	15	15	-	-	-	-		
OTHER GENERAL OFFENSES	11	1	1	-	-	-	-	8	7	-	1	-	-	-	2
AV. SENT.		48	48	-	-	-	-	48	54	-	1	-	-		
IMMIGRATION LAWS	72	27	22	-	2	3	-	44	27	-	17	-	-	-	1
AV. SENT.		14	10	-	12	48	-	30	46	-	4	-	-		
LIQUOR, INTERNAL REV.	-	-	-	-	-	-	-	-	-	-	-	-	-	-	-
AV. SENT.		-	-	-	-	-	-	-	-	-	-	-	-		
SELECTIVE SERVICE ACT	-	-	-	-	-	-	-	-	-	-	-	-	-	-	-
AV. SENT.		-	-	-	-	-	-	-	-	-	-	-	-		
OTHER SPECIAL OFFENSES	16	4	4	-	-	-	-	8	7	-	1	-	-	1	3
AV. SENT.		85	85	-	-	-	-	21	24	-	6	-	-		

TABLE 3
UNITED STATES DISTRICT COURTS
TYPE OF SENTENCE FOR CONVICTED CRIMINAL DEFENDANTS
TWELVE MONTH PERIOD ENDED JUNE 30, 1980

DISTRICT AND OFFENSE	TOTAL CON-VICTED	TYPE OF IMPRISONMENT						TYPE OF PROBATION						SUS-PENDED SEN-TENCE	FINE ONLY
		TOTAL SEN-TENCED	ADULT			YOUTH CORREC-TIONS ACT	F.J. D.A.	TOTAL	ADULT			F.J. D.A.	NO SUPER-VISION		
			REGULAR	INDETER-MINATE	MIXED				IMME-DIATE	DELAYED	SPLIT				
CALIFORNIA CENTRAL TOTAL	1,171	453	266	117	46	24	-	692	464	-	228	-	-	7	19
AV. SENT.		52	50	96	47	51	-	27	38	-	3	-	-		
HOMICIDE	3	3	3	-	-	-	-	-	-	-	-	-	-	-	-
AV. SENT.		368	368	-	-	-	-	-	-	-	-	-	-		
ROBBERY	189	155	64	65	9	17	-	34	21	-	13	-	-	-	-
AV. SENT.		107	102	126	105	52	-	34	53	-	5	-	-		
ASSAULT	4	1	-	1	-	-	-	3	-	-	3	-	-	-	-
AV. SENT.		60	-	60	-	-	-	4	-	-	4	-	-		
BURGLARY	1	1	1	-	-	-	-	-	-	-	-	-	-	-	-
AV. SENT.		12	12	-	-	-	-	-	-	-	-	-	-		
LARCENY AND THEFT	110	20	8	8	3	1	-	83	59	-	24	-	-	3	4
AV. SENT.		39	23	59	28	48	-	28	39	-	3	-	-		
EMBEZZLEMENT	85	6	2	3	1	-	-	78	68	-	10	-	-	-	1
AV. SENT.		31	33	32	24	-	-	31	35	-	3	-	-		
FRAUD	264	41	19	10	12	-	-	217	153	-	64	-	-	-	6
AV. SENT.		31	33	33	27	-	-	27	37	-	3	-	-		
AUTO THEFT	5	3	2	1	-	-	-	2	2	-	-	-	-	-	-
AV. SENT.		22	18	30	-	-	-	30	30	-	-	-	-		
FORGERY, COUNTERFEIT.	81	14	10	2	1	1	-	67	48	-	19	-	-	-	-
AV. SENT.		23	22	18	24	48	-	30	41	-	3	-	-		
SEX OFFENSES	2	-	-	-	-	-	-	2	-	-	2	-	-	-	-
AV. SENT.		-	-	-	-	-	-	4	-	-	4	-	-		
MARIHUANA	40	18	3	6	4	-	-	21	9	-	12	-	-	1	-
AV. SENT.		40	24	54	51	-	-	22	46	-	4	-	-		
NARCOTICS	132	75	56	5	11	3	-	57	28	-	29	-	-	-	-
AV. SENT.		52	51	81	44	48	-	24	45	-	4	-	-		
WEAPONS AND FIREARMS	31	13	6	4	3	-	-	13	12	-	6	-	-	-	-
AV. SENT.		38	40	52	16	-	-	25	36	-	3	-	-		
ESCAPE	86	67	66	1	-	-	-	16	3	-	13	-	-	3	-
AV. SENT.		14	14	18	-	-	-	12	52	-	3	-	-		
OTHER GENERAL OFFENSES	21	6	4	2	-	-	-	12	6	-	6	-	-	-	3
AV. SENT.		72	42	132	-	-	-	15	28	-	3	-	-		
IMMIGRATION LAWS	60	23	13	7	1	2	-	37	19	-	18	-	-	-	-
AV. SENT.		20	15	24	7	48	-	24	42	-	4	-	-		
LIQUOR, INTERNAL REV.	-	-	-	-	-	-	-	-	-	-	-	-	-	-	-
AV. SENT.		-	-	-	-	-	-	-	-	-	-	-	-		
SELECTIVE SERVICE ACT	-	-	-	-	-	-	-	-	-	-	-	-	-	-	-
AV. SENT.		-	-	-	-	-	-	-	-	-	-	-	-		
OTHER SPECIAL OFFENSES	57	7	4	2	1	-	-	46	36	-	9	-	-	-	5
AV. SENT.		100	6	330	18	-	-	22	27	-	1	-	-		

TABLE 3
UNITED STATES DISTRICT COURTS
TYPE OF SENTENCE FOR CONVICTED CRIMINAL DEFENDANTS
TWELVE MONTH PERIOD ENDED JUNE 30, 1980

DISTRICT AND OFFENSE	TOTAL CON-VICTED	TYPE OF IMPRISONMENT						TYPE OF PROBATION						SUS-PENDED SEN-TENCE	FINE ONLY
		TOTAL SEN-TENCED	ADULT			YOUTH CORREC-TIONS ACT	F.J. D.A.	TOTAL	ADULT			F.J. D.A.	NO SUPER-VISION		
			REGULAR	INDETER-MINATE	MIXED				IMME-DIATE	DELAYED	SPLIT				
CALIFORNIA SOUTHERN TOTAL	884	382	286	58	21	11	6	485	268	-	183	9	25	12	5
AV. SENT.		28	21	57	40	48	-	23	36	-	5	36	27		
HOMICIDE	-	-	-	-	-	-	-	-	-	-	-	-	-	-	-
AV. SENT.		-	-	-	-	-	-	-	-	-	-	-	-		
ROBBERY	26	25	7	14	1	3	-	1	1	-	-	-	-	-	-
AV. SENT.		95	120	91	120	48	-	60	60	-	-	-	-		
ASSAULT	14	9	3	1	2	-	-	5	3	-	2	-	-	-	-
AV. SENT.		17	10	48	24	-	-	23	36	-	3	-	-		
BURGLARY	1	1	1	-	-	-	-	-	-	-	-	-	-	-	-
AV. SENT.		12	12	-	-	-	-	-	-	-	-	-	-		
LARCENY AND THEFT	36	13	7	5	-	1	-	23	17	-	4	-	2	-	-
AV. SENT.		42	28	60	-	48	-	30	39	-	4	-	12		
EMBEZZLEMENT	14	2	1	1	-	-	-	12	9	-	-	-	3	-	-
AV. SENT.		36	12	60	-	-	-	25	31	-	-	-	7		
FRAUD	61	22	18	4	-	-	-	37	29	-	8	-	-	-	2
AV. SENT.		32	27	54	-	-	-	28	35	-	4	-	-		
AUTO THEFT	-	-	-	-	-	-	-	-	-	-	-	-	-	-	-
AV. SENT.		-	-	-	-	-	-	-	-	-	-	-	-		
FORGERY, COUNTERFEIT.	37	20	15	3	1	1	-	16	11	-	5	-	-	1	-
AV. SENT.		21	14	36	48	48	-	30	42	-	5	-	-		
SEX OFFENSES	-	-	-	-	-	-	-	-	-	-	-	-	-	-	-
AV. SENT.		-	-	-	-	-	-	-	-	-	-	-	-		
MARIHUANA	33	8	5	2	1	-	-	25	18	-	6	-	1	-	-
AV. SENT.		36	36	24	60	-	-	27	35	-	4	-	36		
NARCOTICS	150	55	39	11	2	3	-	93	54	-	38	-	1	1	1
AV. SENT.		34	30	51	12	48	-	22	35	-	4	-	36		
WEAPONS AND FIREARMS	11	5	4	1	-	-	-	6	4	-	2	-	-	-	-
AV. SENT.		49	45	60	-	-	-	33	48	-	5	-	-		
ESCAPE	49	27	24	1	2	-	-	21	11	-	10	-	-	1	-
AV. SENT.		29	24	36	90	-	-	24	40	-	5	-	-		
OTHER GENERAL OFFENSES	23	5	3	1	1	-	-	18	8	-	9	-	1	-	-
AV. SENT.		48	33	120	24	-	-	19	37	-	4	-	12		
IMMIGRATION LAWS	370	167	135	14	9	3	6	195	79	-	94	9	13	8	-
AV. SENT.		18	15	36	34	48	-	21	35	-	5	36	34		
LIQUOR, INTERNAL REV.	-	-	-	-	-	-	-	-	-	-	-	-	-	-	-
AV. SENT.		-	-	-	-	-	-	-	-	-	-	-	-		
SELECTIVE SERVICE ACT	-	-	-	-	-	-	-	-	-	-	-	-	-	-	-
AV. SENT.		-	-	-	-	-	-	-	-	-	-	-	-		
OTHER SPECIAL OFFENSES	59	23	21	-	2	-	-	33	24	-	5	-	4	1	2
AV. SENT.		7	6	-	15	-	-	26	31	-	4	-	25		

TABLE 3
UNITED STATES DISTRICT COURTS
TYPE OF SENTENCE FOR CONVICTED CRIMINAL DEFENDANTS
TWELVE MONTH PERIOD ENDED JUNE 30, 1980

DISTRICT AND OFFENSE	TOTAL CONVICTED	TYPE OF IMPRISONMENT						TYPE OF PROBATION						SUSPENDED SENTENCE	FINE ONLY
		TOTAL SENTENCED	ADULT			YOUTH CORRECTIONS ACT	F.J. D.A.	TOTAL	ADULT			F.J. D.A.	NO SUPERVISION		
			REGULAR	INDETERMINATE	MIXED				IMMEDIATE	DELAYED	SPLIT				
HAWAII	699	20	10	6	4	-	-	78	58	-	12	-	8	6	595
TOTAL AV. SENT.		72	63	116	29	-	-	32	40	-	4	-	10		
HOMICIDE	-	-	-	-	-	-	-	-	-	-	-	-	-	-	-
AV. SENT.		-	-	-	-	-	-	-	-	-	-	-	-		
ROBBERY	1	-	-	-	-	-	-	1	1	-	-	-	-	-	-
AV. SENT.		-	-	-	-	-	-	60	60	-	-	-	-		
ASSAULT	13	-	-	-	-	-	-	10	8	-	1	-	1	-	3
AV. SENT.		-	-	-	-	-	-	20	23	-	3	-	12		
BURGLARY	-	-	-	-	-	-	-	-	-	-	-	-	-	-	-
AV. SENT.		-	-	-	-	-	-	-	-	-	-	-	-		
LARCENY AND THEFT	61	2	1	1	-	-	-	15	13	-	-	-	2	-	44
AV. SENT.		42	60	24	-	-	-	37	41	-	-	-	12		
EMBEZZLEMENT	2	-	-	-	-	-	-	2	2	-	-	-	-	-	-
AV. SENT.		-	-	-	-	-	-	48	48	-	-	-	-		
FRAUD	16	5	2	-	3	-	-	10	8	-	2	-	-	-	1
AV. SENT.		29	27	-	31	-	-	41	51	-	3	-	-		
AUTO THEFT	-	-	-	-	-	-	-	-	-	-	-	-	-	-	-
AV. SENT.		-	-	-	-	-	-	-	-	-	-	-	-		
FORGERY, COUNTERFEIT.	3	-	-	-	-	-	-	3	2	-	1	-	-	-	-
AV. SENT.		-	-	-	-	-	-	42	60	-	6	-	-		
SEX OFFENSES	1	-	-	-	-	-	-	-	-	-	-	-	-	-	1
AV. SENT.		-	-	-	-	-	-	-	-	-	-	-	-		
MARIHUANA	-	-	-	-	-	-	-	-	-	-	-	-	-	-	-
AV. SENT.		-	-	-	-	-	-	-	-	-	-	-	-		
NARCOTICS	25	8	5	3	-	-	-	17	10	-	6	-	1	-	-
AV. SENT.		73	91	44	-	-	-	34	54	-	5	-	12		
WEAPONS AND FIREARMS	3	1	1	-	-	-	-	2	2	-	-	-	-	-	-
AV. SENT.		3	3	-	-	-	-	30	30	-	-	-	-		
ESCAPE	-	-	-	-	-	-	-	-	-	-	-	-	-	-	-
AV. SENT.		-	-	-	-	-	-	-	-	-	-	-	-		
OTHER GENERAL OFFENSES	562	1	-	1	-	-	-	10	8	-	-	-	2	6	545
AV. SENT.		480	-	480	-	-	-	16	18	-	-	-	12		
IMMIGRATION LAWS	-	-	-	-	-	-	-	-	-	-	-	-	-	-	-
AV. SENT.		-	-	-	-	-	-	-	-	-	-	-	-		
LIQUOR, INTERNAL REV.	-	-	-	-	-	-	-	-	-	-	-	-	-	-	-
AV. SENT.		-	-	-	-	-	-	-	-	-	-	-	-		
SELECTIVE SERVICE ACT	-	-	-	-	-	-	-	-	-	-	-	-	-	-	-
AV. SENT.		-	-	-	-	-	-	-	-	-	-	-	-		
OTHER SPECIAL OFFENSES	12	3	1	1	1	-	-	8	6	-	2	-	2	-	1
AV. SENT.		48	60	60	24	-	-	29	54	-	2	-	7		

TABLE 3
UNITED STATES DISTRICT COURTS
TYPE OF SENTENCE FOR CONVICTED CRIMINAL DEFENDANTS
TWELVE MONTH PERIOD ENDED JUNE 30, 1980

DISTRICT AND OFFENSE	TOTAL CONVICTED	TYPE OF IMPRISONMENT						TYPE OF PROBATION						SUSPENDED SENTENCE	FINE ONLY
		TOTAL SENTENCED	ADULT			YOUTH CORRECTIONS ACT	F.J. D.A.	TOTAL	ADULT			F.J. D.A.	NO SUPERVISION		
			REGULAR	INDETERMINATE	MIXED				IMMEDIATE	DELAYED	SPLIT				
IDAHO	91	18	11	1	3	3	-	67	44	-	23	-	-	1	5
TOTAL AV. SENT.		32	31	60	14	48	-	24	35	-	3	-	-		
HOMICIDE	2	1	1	-	-	-	-	1	1	-	-	-	-	-	-
AV. SENT.		168	168	-	-	-	-	24	24	-	-	-	-		
ROBBERY	-	-	-	-	-	-	-	-	-	-	-	-	-	-	-
AV. SENT.		-	-	-	-	-	-	-	-	-	-	-	-		
ASSAULT	3	2	2	-	-	-	-	1	1	-	-	-	-	-	-
AV. SENT.		3	3	-	-	-	-	12	12	-	-	-	-		
BURGLARY	2	-	-	-	-	-	-	2	2	-	-	-	-	-	-
AV. SENT.		-	-	-	-	-	-	36	36	-	-	-	-		
LARCENY AND THEFT	7	2	-	1	-	1	-	4	4	-	-	-	-	-	1
AV. SENT.		54	-	60	-	48	-	27	27	-	-	-	-		
EMBEZZLEMENT	10	1	1	-	-	-	-	8	6	-	2	-	-	-	1
AV. SENT.		2	2	-	-	-	-	23	30	-	2	-	-		
FRAUD	12	5	3	-	2	-	-	6	3	-	3	-	-	-	1
AV. SENT.		9	7	-	12	-	-	25	48	-	2	-	-		
AUTO THEFT	1	1	1	-	-	-	-	-	-	-	-	-	-	-	-
AV. SENT.		60	60	-	-	-	-	-	-	-	-	-	-		
FORGERY, COUNTERFEIT.	3	1	-	-	1	-	-	2	2	-	-	-	-	-	-
AV. SENT.		18	-	-	18	-	-	60	60	-	-	-	-		
SEX OFFENSES	-	-	-	-	-	-	-	-	-	-	-	-	-	-	-
AV. SENT.		-	-	-	-	-	-	-	-	-	-	-	-		
MARIHUANA	-	-	-	-	-	-	-	-	-	-	-	-	-	-	-
AV. SENT.		-	-	-	-	-	-	-	-	-	-	-	-		
NARCOTICS	23	3	1	-	2	-	-	20	14	-	6	-	-	-	-
AV. SENT.		52	60	-	48	-	-	27	38	-	2	-	-		
WEAPONS AND FIREARMS	4	-	-	-	-	-	-	3	3	-	-	-	-	1	-
AV. SENT.		-	-	-	-	-	-	28	28	-	-	-	-		
ESCAPE	-	-	-	-	-	-	-	-	-	-	-	-	-	-	-
AV. SENT.		-	-	-	-	-	-	-	-	-	-	-	-		
OTHER GENERAL OFFENSES	-	-	-	-	-	-	-	-	-	-	-	-	-	-	-
AV. SENT.		-	-	-	-	-	-	-	-	-	-	-	-		
IMMIGRATION LAWS	13	1	1	-	-	-	-	18	6	-	12	-	-	-	-
AV. SENT.		24	24	-	-	-	-	18	38	-	4	-	-		
LIQUOR, INTERNAL REV.	-	-	-	-	-	-	-	-	-	-	-	-	-	-	-
AV. SENT.		-	-	-	-	-	-	-	-	-	-	-	-		
SELECTIVE SERVICE ACT	-	-	-	-	-	-	-	-	-	-	-	-	-	-	-
AV. SENT.		-	-	-	-	-	-	-	-	-	-	-	-		
OTHER SPECIAL OFFENSES	5	1	1	-	-	-	-	2	2	-	-	-	-	-	2
AV. SENT.		3	3	-	-	-	-	26	24	-	-	-	-		

TABLE 3
UNITED STATES DISTRICT COURTS
TYPE OF SENTENCE FOR CONVICTED CRIMINAL DEFENDANTS
TWELVE MONTH PERIOD ENDED JUNE 30, 1980

DISTRICT AND OFFENSE	TOTAL CON-VICTED	TYPE OF IMPRISONMENT						TYPE OF PROBATION						SUS-PENDED SEN-TENCE	FINE ONLY
		TOTAL SEN-TENCED	ADULT			YOUTH CORREC-TIONS ACT	F.J. D.A.	TOTAL	ADULT			F.J. D.A.	NO SUPER-VISION		
			REGULAR	INDETER-MINATE	MIXED				IMME-DIATE	DELAYED	SPLIT				
NEVADA															
TOTAL	125	58	45	-	11	2	-	60	37	-	23	-	-	-	7
AV. SENT.		76	79	-	67	48	-	24	37	-	4	-	-		
HOMICIDE	2	1	1	-	-	-	-	1	-	-	1	-	-	-	-
AV. SENT.		240	240		-	-	-	3	-	-	3	-	-		
ROBBERY	13	10	9	-	-	1	-	3	-	-	3	-	-	-	-
AV. SENT.		114	121	-	-	48	-	6	-	-	6	-	-		
ASSAULT	2	2	2	-	-	-	-	-	-	-	-	-	-	-	-
AV. SENT.		42	42	-	-	-	-	-	-	-	-	-	-		
BURGLARY	-	-	-	-	-	-	-	-	-	-	-	-	-	-	-
AV. SENT.		-	-	-	-	-	-	-	-	-	-	-	-		
LARCENY AND THEFT	10	4	3	-	-	1	-	6	6	-	-	-	-	-	-
AV. SENT.		45	44	-	-	48	-	32	32	-	-	-	-		
EMBEZZLEMENT	2	-	-	-	-	-	-	2	1	-	1	-	-	-	-
AV. SENT.		-	-	-	-	-	-	19	36	-	3	-	-		
FRAUD	26	7	4	-	3	-	-	19	14	-	5	-	-	-	-
AV. SENT.		108	129	-	80	-	-	31	41	-	6	-	-		
AUTO THEFT	-	-	-	-	-	-	-	-	-	-	-	-	-	-	-
AV. SENT.		-	-	-	-	-	-	-	-	-	-	-	-		
FORGERY, COUNTERFEIT.	18	8	7	-	1	-	-	9	4	-	5	-	-	-	1
AV. SENT.		49	48	-	60	-	-	26	54	-	4	-	-		
SEX OFFENSES	-	-	-	-	-	-	-	-	-	-	-	-	-	-	-
AV. SENT.		-	-	-	-	-	-	-	-	-	-	-	-		
MARIHUANA	-	-	-	-	-	-	-	-	-	-	-	-	-	-	-
AV. SENT.		-	-	-	-	-	-	-	-	-	-	-	-		
NARCOTICS	27	21	14	-	7	-	-	6	3	-	3	-	-	-	-
AV. SENT.		65	67	-	62	-	-	23	44	-	3	-	-		
WEAPONS AND FIREARMS	3	3	3	-	-	-	-	-	-	-	-	-	-	-	-
AV. SENT.		56	56	-	-	-	-	-	-	-	-	-	-		
ESCAPE	-	-	-	-	-	-	-	-	-	-	-	-	-	-	-
AV. SENT.		-	-	-	-	-	-	-	-	-	-	-	-		
OTHER GENERAL OFFENSES	12	1	1	-	-	-	-	8	5	-	3	-	-	-	3
AV. SENT.		60	60	-	-	-	-	25	38	-	5	-	-		
IMMIGRATION LAWS	2	1	1	-	-	-	-	1	1	-	-	-	-	-	-
AV. SENT.		6	6	-	-	-	-	24	24	-	-	-	-		
LIQUOR, INTERNAL REV.	-	-	-	-	-	-	-	-	-	-	-	-	-	-	-
AV. SENT.		-	-	-	-	-	-	-	-	-	-	-	-		
SELECTIVE SERVICE ACT	-	-	-	-	-	-	-	-	-	-	-	-	-	-	-
AV. SENT.		-	-	-	-	-	-	-	-	-	-	-	-		
OTHER SPECIAL OFFENSES	8	-	-	-	-	-	-	5	3	-	2	-	-	-	3
AV. SENT.		-	-	-	-	-	-	5	8	-	2	-	-		

TABLE 3
UNITED STATES DISTRICT COURTS
TYPE OF SENTENCE FOR CONVICTED CRIMINAL DEFENDANTS
TWELVE MONTH PERIOD ENDED JUNE 30, 1980

DISTRICT AND OFFENSE	TOTAL CON-VICTED	TYPE OF IMPRISONMENT						TYPE OF PROBATION						SUS-PENDED SEN-TENCE	FINE ONLY
		TOTAL SEN-TENCED	ADULT			YOUTH CORREC-TIONS ACT	F.J. D.A.	TOTAL	ADULT			F.J. D.A.	NO SUPER-VISION		
			REGULAR	INDETER-MINATE	MIXED				IMME-DIATE	DELAYED	SPLIT				
MONTANA															
TOTAL	95	29	19	1	4	4	1	58	40	-	11	7	-	6	2
AV. SENT.		108	121	540	36	48	-	26	30	-	4	38	-		
HOMICIDE	7	5	4	1	-	-	-	1	1	-	-	-	-	1	-
AV. SENT.		367	324	540	-	-	-	36	36	-	-	-	-		
ROBBERY	3	1	1	-	-	-	-	1	1	-	-	-	-	1	-
AV. SENT.		84	84	-	-	-	-	60	60	-	-	-	-		
ASSAULT	8	1	1	-	-	-	-	7	5	-	1	-	-	-	-
AV. SENT.		60	60	-	-	-	-	23	26	-	6	-	-		
BURGLARY	7	1	-	-	-	-	1	6	2	-	-	4	-	-	-
AV. SENT.		-	-	-	-	-	-	41	27	-	-	48	-		
LARCENY AND THEFT	27	5	3	-	-	2	-	21	15	-	4	2	-	1	-
AV. SENT.		47	47	-	-	48	-	24	29	-	6	25	-		
EMBEZZLEMENT	3	-	-	-	-	-	-	3	3	-	-	-	-	-	-
AV. SENT.		-	-	-	-	-	-	36	36	-	-	-	-		
FRAUD	9	2	1	-	1	-	-	6	5	-	1	-	-	1	-
AV. SENT.		66	96	-	36	-	-	28	33	-	2	-	-		
AUTO THEFT	1	1	1	-	-	-	-	-	-	-	-	-	-	-	-
AV. SENT.		120	120	-	-	-	-	-	-	-	-	-	-		
FORGERY, COUNTERFEIT.	6	4	-	-	3	1	-	1	-	-	1	-	-	1	-
AV. SENT.		39	-	-	36	48	-	6	-	-	6	-	-		
SEX OFFENSES	2	-	-	-	-	-	-	2	1	-	1	-	-	-	-
AV. SENT.		-	-	-	-	-	-	19	36	-	3	-	-		
MARIHUANA	-	-	-	-	-	-	-	-	-	-	-	-	-	-	-
AV. SENT.		-	-	-	-	-	-	-	-	-	-	-	-		
NARCOTICS	3	2	2	-	-	-	-	1	1	-	-	-	-	-	-
AV. SENT.		108	108	-	-	-	-	36	36	-	-	-	-		
WEAPONS AND FIREARMS	1	-	-	-	-	-	-	1	1	-	-	-	-	-	-
AV. SENT.		-	-	-	-	-	-	36	36	-	-	-	-		
ESCAPE	-	-	-	-	-	-	-	-	-	-	-	-	-	-	-
AV. SENT.		-	-	-	-	-	-	-	-	-	-	-	-		
OTHER GENERAL OFFENSES	8	5	4	-	-	1	-	3	2	-	1	-	-	-	-
AV. SENT.		65	69	-	-	48	-	21	30	-	3	-	-		
IMMIGRATION LAWS	3	1	1	-	-	-	-	-	-	-	-	-	-	1	1
AV. SENT.		3	3	-	-	-	-	-	-	-	-	-	-		
LIQUOR, INTERNAL REV.	-	-	-	-	-	-	-	-	-	-	-	-	-	-	-
AV. SENT.		-	-	-	-	-	-	-	-	-	-	-	-		
SELECTIVE SERVICE ACT	-	-	-	-	-	-	-	-	-	-	-	-	-	-	-
AV. SENT.		-	-	-	-	-	-	-	-	-	-	-	-		
OTHER SPECIAL OFFENSES	7	1	1	-	-	-	-	5	2	-	2	1	-	-	1
AV. SENT.		6	6	-	-	-	-	13	19	-	2	24	-		

TABLE 3
UNITED STATES DISTRICT COURTS
TYPE OF SENTENCE FOR CONVICTED CRIMINAL DEFENDANTS
TWELVE MONTH PERIOD ENDED JUNE 30, 1980

DISTRICT AND OFFENSE	TOTAL CON-VICTED	TYPE OF IMPRISONMENT						TYPE OF PROBATION						SUS-PENDED SEN-TENCE	FINE ONLY
		TOTAL SEN-TENCED	ADULT			YOUTH CORREC-TIONS ACT	F.J. D.A.	TOTAL	ADULT			F.J. D.A.	NO SUPER-VISION		
			REGULAR	INDETER-MINATE	MIXED				IMME-DIATE	DELAYED	SPLIT				
OREGON															
TOTAL	253	101	52	31	16	2	-	145	85	-	58	2	-	-	7
AV. SENT.		80	61	133	38	48	-	29	47	-	3	9	-		
HOMICIDE	2	1	1	-	-	-	-	1	1	-	-	-	-	-	-
AV. SENT.		24	24	-	-	-	-	60	60	-	-	-	-		
ROBBERY	22	21	10	11	-	-	-	1	-	-	1	-	-	-	-
AV. SENT.		182	164	199	-	-	-	6	-	-	6	-	-		
ASSAULT	6	1	1	-	-	-	-	5	1	-	3	1	-	-	-
AV. SENT.		36	36	-	-	-	-	14	60	-	2	6	-		
BURGLARY	1	-	-	-	-	-	-	1	-	-	1	-	-	-	-
AV. SENT.		-	-	-	-	-	-	1	-	-	1	-	-		
LARCENY AND THEFT	39	7	3	2	-	2	-	31	22	-	8	1	-	-	1
AV. SENT.		53	52	60	-	48	-	35	48	-	4	12	-		
EMBEZZLEMENT	36	1	-	-	1	-	-	35	27	-	8	-	-	-	-
AV. SENT.		8	-	-	8	-	-	34	43	-	2	-	-		
FRAUD	53	15	6	1	8	-	-	38	13	-	25	-	-	-	-
AV. SENT.		33	34	36	33	-	-	18	48	-	2	-	-		
AUTO THEFT	2	2	1	-	1	-	-	-	-	-	-	-	-	-	-
AV. SENT.		48	60	-	36	-	-	-	-	-	-	-	-		
FORGERY, COUNTERFEIT.	6	2	2	-	-	-	-	4	-	-	4	-	-	-	-
AV. SENT.		24	24	-	-	-	-	1	-	-	1	-	-		
SEX OFFENSES	-	-	-	-	-	-	-	-	-	-	-	-	-	-	-
AV. SENT.		-	-	-	-	-	-	-	-	-	-	-	-		
MARIHUANA	1	1	-	1	-	-	-	-	-	-	-	-	-	-	-
AV. SENT.		96	-	96	-	-	-	-	-	-	-	-	-		
NARCOTICS	37	31	14	13	4	-	-	6	5	-	1	-	-	-	-
AV. SENT.		72	46	108	50	-	-	46	55	-	4	-	-		
WEAPONS AND FIREARMS	1	1	1	-	-	-	-	-	-	-	-	-	-	-	-
AV. SENT.		300	300	-	-	-	-	-	-	-	-	-	-		
ESCAPE	4	2	1	-	1	-	-	1	1	-	-	-	-	-	1
AV. SENT.		36	12	-	60	-	-	60	60	-	-	-	-		
OTHER GENERAL OFFENSES	6	5	1	3	1	-	-	1	-	-	1	-	-	-	-
AV. SENT.		76	36	100	48	-	-	6	-	-	6	-	-		
IMMIGRATION LAWS	4	1	1	-	-	-	-	3	1	-	2	-	-	-	-
AV. SENT.		4	4	-	-	-	-	24	60	-	6	-	-		
LIQUOR, INTERNAL REV.	-	-	-	-	-	-	-	-	-	-	-	-	-	-	-
AV. SENT.		-	-	-	-	-	-	-	-	-	-	-	-		
SELECTIVE SERVICE ACT	-	-	-	-	-	-	-	-	-	-	-	-	-	-	-
AV. SENT.		-	-	-	-	-	-	-	-	-	-	-	-		
OTHER SPECIAL OFFENSES	33	10	10	-	-	-	-	18	14	-	4	-	-	-	5
AV. SENT.		4	4	-	-	-	-	37	47	-	2	-	-		

TABLE 3
UNITED STATES DISTRICT COURTS
TYPE OF SENTENCE FOR CONVICTED CRIMINAL DEFENDANTS
TWELVE MONTH PERIOD ENDED JUNE 30, 1980

DISTRICT AND OFFENSE	TOTAL CON-VICTED	TYPE OF IMPRISONMENT						TYPE OF PROBATION						SUS-PENDED SEN-TENCE	FINE ONLY
		TOTAL SEN-TENCED	ADULT			YOUTH CORREC-TIONS ACT	F.J. D.A.	TOTAL	ADULT			F.J. D.A.	NO SUPER-VISION		
			REGULAR	INDETER-MINATE	MIXED				IMME-DIATE	DELAYED	SPLIT				
WASHINGTON EASTERN															
TOTAL	107	40	17	19	-	4	-	62	28	-	29	-	5	1	4
AV. SENT.		53	43	62	-	48	-	14	25	-	2	-	19		
HOMICIDE	1	1	1	-	-	-	-	-	-	-	-	-	-	-	-
AV. SENT.		12	12	-	-	-	-	-	-	-	-	-	-		
ROBBERY	9	9	1	4	-	4	-	-	-	-	-	-	-	-	-
AV. SENT.		93	24	156	-	48	-	-	-	-	-	-	-		
ASSAULT	1	1	1	-	-	-	-	-	-	-	-	-	-	-	-
AV. SENT.		120	120	-	-	-	-	-	-	-	-	-	-		
BURGLARY	1	1	1	-	-	-	-	-	-	-	-	-	-	-	-
AV. SENT.		36	36	-	-	-	-	-	-	-	-	-	-		
LARCENY AND THEFT	2	-	-	-	-	-	-	2	2	-	-	-	-	-	-
AV. SENT.		-	-	-	-	-	-	18	18	-	-	-	-		
EMBEZZLEMENT	3	-	-	-	-	-	-	3	2	-	1	-	-	-	-
AV. SENT.		-	-	-	-	-	-	21	30	-	3	-	-		
FRAUD	14	3	-	3	-	-	-	10	4	-	5	-	1	-	1
AV. SENT.		22	-	22	-	-	-	11	21	-	3	-	12		
AUTO THEFT	1	1	-	1	-	-	-	-	-	-	-	-	-	-	-
AV. SENT.		60	-	60	-	-	-	-	-	-	-	-	-		
FORGERY, COUNTERFEIT.	4	1	1	-	-	-	-	3	3	-	-	-	-	-	-
AV. SENT.		3	3	-	-	-	-	28	28	-	-	-	-		
SEX OFFENSES	2	1	1	-	-	-	-	1	1	-	-	-	-	-	-
AV. SENT.		108	108	-	-	-	-	36	36	-	-	-	-		
MARIHUANA	2	-	-	-	-	-	-	1	1	-	-	-	-	-	1
AV. SENT.		-	-	-	-	-	-	12	12	-	-	-	-		
NARCOTICS	19	11	4	7	-	-	-	8	6	-	2	-	-	-	-
AV. SENT.		63	81	53	-	-	-	29	38	-	4	-	-		
WEAPONS AND FIREARMS	9	3	1	2	-	-	-	6	2	-	3	-	1	-	-
AV. SENT.		16	18	15	-	-	-	18	36	-	4	-	24		
ESCAPE	2	1	-	1	-	-	-	-	-	-	-	-	-	1	-
AV. SENT.		18	-	18	-	-	-	-	-	-	-	-	-		
OTHER GENERAL OFFENSES	-	-	-	-	-	-	-	-	-	-	-	-	-	-	-
AV. SENT.		-	-	-	-	-	-	-	-	-	-	-	-		
IMMIGRATION LAWS	31	6	5	1	-	-	-	25	4	-	18	-	3	-	-
AV. SENT.		18	17	24	-	-	-	7	19	-	2	-	20		
LIQUOR, INTERNAL REV.	-	-	-	-	-	-	-	-	-	-	-	-	-	-	-
AV. SENT.		-	-	-	-	-	-	-	-	-	-	-	-		
SELECTIVE SERVICE ACT	-	-	-	-	-	-	-	-	-	-	-	-	-	-	-
AV. SENT.		-	-	-	-	-	-	-	-	-	-	-	-		
OTHER SPECIAL OFFENSES	6	1	1	-	-	-	-	3	3	-	-	-	-	-	2
AV. SENT.		12	12	-	-	-	-	8	8	-	-	-	-		

CONTINUED

3 OF 4

TABLE 3
UNITED STATES DISTRICT COURTS
TYPE OF SENTENCE FOR CONVICTED CRIMINAL DEFENDANTS
TWELVE MONTH PERIOD ENDED JUNE 30, 1980

DISTRICT AND OFFENSE	TOTAL CONVICTED	TYPE OF IMPRISONMENT						TYPE OF PROBATION						SUSPENDED SENTENCE	FINE ONLY
		TOTAL SENTENCED	ADULT			YOUTH CORRECTIONS ACT	F.J. D.A.	TOTAL	ADULT			F.J. D.A.	NO SUPERVISION		
			REGULAR	INDETERMINATE	MIXED				IMMEDIATE	DELAYED	SPLIT				
WASHINGTON WESTERN															
TOTAL	540	152	125	13	10	14	-	285	229	-	45	-	11	1	92
AV. SENT.		49	42	121	35	54	-	26	31	-	4	-	16		
HOMICIDE	1	1	1	-	-	-	-	-	-	-	-	-	-	-	-
AV. SENT.		120	120	-	-	-	-	-	-	-	-	-	-		
ROBBERY	26	23	9	6	1	7	-	3	2	-	1	-	-	-	-
AV. SENT.		99	92	160	60	61	-	42	60	-	6	-	-		
ASSAULT	7	6	5	-	1	-	-	1	1	-	-	-	-	-	-
AV. SENT.		128	147	-	36	-	-	24	24	-	-	-	-		
BURGLARY	-	-	-	-	-	-	-	-	-	-	-	-	-	-	-
AV SENT.		-	-	-	-	-	-	-	-	-	-	-	-		
LARCENY AND THEFT	70	6	5	-	-	1	-	25	18	-	6	-	1	-	39
AV. SENT.		44	43	-	-	48	-	25	32	-	4	-	36		
EMBEZZLEMENT	42	8	4	-	2	2	-	34	32	-	2	-	-	-	-
AV. SENT.		28	16	-	33	48	-	21	22	-	6	-	-		
FRAUD	68	19	18	-	1	-	-	48	28	-	16	-	4	-	1
AV. SENT.		25	25	-	24	-	-	23	34	-	4	-	18		
AUTO THEFT	1	1	1	-	-	-	-	-	-	-	-	-	-	-	-
AV. SENT.		24	24	-	-	-	-	-	-	-	-	-	-		
FORGERY, COUNTERFEIT.	19	11	6	1	1	-	-	11	9	-	2	-	-	-	-
AV. SENT.		21	22	60	24	-	-	30	36	-	4	-	-		
SEX OFFENSES	2	2	2	-	-	-	-	-	-	-	-	-	-	-	-
AV. SENT.		36	36	-	-	-	-	-	-	-	-	-	-		
MARIHUANA	9	5	3	-	1	1	-	2	1	-	1	-	-	-	2
AV. SENT.		40	40	-	36	48	-	9	12	-	6	-	-		
NARCOTICS	53	33	26	4	-	3	-	17	12	-	5	-	-	-	3
AV. SENT.		81	78	123	-	48	-	31	43	-	5	-	-		
WEAPONS AND FIREARMS	7	4	2	-	2	-	-	2	2	-	-	-	-	-	1
AV. SENT.		66	96	-	36	-	-	36	36	-	-	-	-		
ESCAPE	10	9	7	2	-	-	-	-	-	-	-	-	-	-	1
AV. SENT.		16	10	36	-	-	-	-	-	-	-	-	-		
OTHER GENERAL OFFENSES	34	-	-	-	-	-	-	16	8	-	4	-	4	1	17
AV. SENT.		-	-	-	-	-	-	9	12	-	1	-	10		
IMMIGRATION LAWS	16	3	3	-	-	-	-	13	9	-	4	-	-	-	-
AV. SENT.		16	16	-	-	-	-	33	45	-	6	-	-		
LIQUOR, INTERNAL REV.	-	-	-	-	-	-	-	-	-	-	-	-	-	-	-
AV. SENT.		-	-	-	-	-	-	-	-	-	-	-	-		
SELECTIVE SERVICE ACT	-	-	-	-	-	-	-	-	-	-	-	-	-	-	-
AV. SENT.		-	-	-	-	-	-	-	-	-	-	-	-		
OTHER SPECIAL OFFENSES	175	34	33	-	1	-	-	113	107	-	4	-	2	-	28
AV. SENT.		5	4	-	36	-	-	29	31	-	1	-	18		

TABLE 3
UNITED STATES DISTRICT COURTS
TYPE OF SENTENCE FOR CONVICTED CRIMINAL DEFENDANTS
TWELVE MONTH PERIOD ENDED JUNE 30, 1980

DISTRICT AND OFFENSE	TOTAL CONVICTED	TYPE OF IMPRISONMENT						TYPE OF PROBATION						SUSPENDED SENTENCE	FINE ONLY
		TOTAL SENTENCED	ADULT			YOUTH CORRECTIONS ACT	F.J. D.A.	TOTAL	ADULT			F.J. D.A.	NO SUPERVISION		
			REGULAR	INDETERMINATE	MIXED				IMMEDIATE	DELAYED	SPLIT				
GUAM															
TOTAL	43	32	22	10	-	-	-	11	10	-	1	-	-	-	-
AV. SENT.		76	70	89	-	-	-	27	30	-	6	-	-		
HOMICIDE	-	-	-	-	-	-	-	-	-	-	-	-	-	-	-
AV. SENT.		-	-	-	-	-	-	-	-	-	-	-	-		
ROBBERY	1	1	1	-	-	-	-	-	-	-	-	-	-	-	-
AV. SENT.		36	36	-	-	-	-	-	-	-	-	-	-		
ASSAULT	-	-	-	-	-	-	-	-	-	-	-	-	-	-	-
AV. SENT.		-	-	-	-	-	-	-	-	-	-	-	-		
BURGLARY	-	-	-	-	-	-	-	-	-	-	-	-	-	-	-
AV. SENT.		-	-	-	-	-	-	-	-	-	-	-	-		
LARCENY AND THEFT	-	-	-	-	-	-	-	-	-	-	-	-	-	-	-
AV. SENT.		-	-	-	-	-	-	-	-	-	-	-	-		
EMBEZZLEMENT	-	-	-	-	-	-	-	-	-	-	-	-	-	-	-
AV. SENT.		-	-	-	-	-	-	-	-	-	-	-	-		
FRAUD	3	2	1	1	-	-	-	1	1	-	-	-	-	-	-
AV. SENT.		138	36	240	-	-	-	24	24	-	-	-	-		
AUTO THEFT	-	-	-	-	-	-	-	-	-	-	-	-	-	-	-
AV. SENT.		-	-	-	-	-	-	-	-	-	-	-	-		
FORGERY, COUNTERFEIT.	-	-	-	-	-	-	-	-	-	-	-	-	-	-	-
AV. SENT.		-	-	-	-	-	-	-	-	-	-	-	-		
SEX OFFENSES	-	-	-	-	-	-	-	-	-	-	-	-	-	-	-
AV. SENT.		-	-	-	-	-	-	-	-	-	-	-	-		
MARIHUANA	4	1	1	-	-	-	-	3	3	-	-	-	-	-	-
AV. SENT.		18	18	-	-	-	-	28	28	-	-	-	-		
NARCOTICS	30	25	17	8	-	-	-	5	4	-	1	-	-	-	-
AV. SENT.		71	68	76	-	-	-	25	30	-	6	-	-		
WEAPONS AND FIREARMS	2	2	1	1	-	-	-	-	-	-	-	-	-	-	-
AV. SENT.		51	60	42	-	-	-	-	-	-	-	-	-		
ESCAPE	-	-	-	-	-	-	-	-	-	-	-	-	-	-	-
AV. SENT.		-	-	-	-	-	-	-	-	-	-	-	-		
OTHER GENERAL OFFENSES	-	-	-	-	-	-	-	-	-	-	-	-	-	-	-
AV. SENT.		-	-	-	-	-	-	-	-	-	-	-	-		
IMMIGRATION LAWS	-	-	-	-	-	-	-	-	-	-	-	-	-	-	-
AV. SENT.		-	-	-	-	-	-	-	-	-	-	-	-		
LIQUOR, INTERNAL REV.	-	-	-	-	-	-	-	-	-	-	-	-	-	-	-
AV. SENT.		-	-	-	-	-	-	-	-	-	-	-	-		
SELECTIVE SERVICE ACT	-	-	-	-	-	-	-	-	-	-	-	-	-	-	-
AV. SENT.		-	-	-	-	-	-	-	-	-	-	-	-		
OTHER SPECIAL OFFENSES	3	1	1	-	-	-	-	2	2	-	-	-	-	-	-
AV. SENT.		240	240	-	-	-	-	36	36	-	-	-	-		

TABLE 3
UNITED STATES DISTRICT COURTS
TYPE OF SENTENCE FOR CONVICTED CRIMINAL DEFENDANTS
TWELVE MONTH PERIOD ENDED JUNE 30, 1980

DISTRICT AND OFFENSE	TOTAL CON-VICTED	TYPE OF IMPRISONMENT						TYPE OF PROBATION						SUS-PENDED SEN-TENCE	FINE ONLY
		TOTAL SEN-TENCED	ADULT			YOUTH CORREC-TIONS ACT	F.J. D.A.	TOTAL	ADULT			F.J. D.A.	NO SUPER-VISION		
			REGULAR	INDETER-MINATE	MIXED				IMME-DIATE	DELAYED	SPLIT				
NORTHERN MARIANAS TOTAL	4	2	2	-	-	-	-	2	2	-	-	-	-	-	-
AV. SENT.		4	4	-	-	-	-	15	15	-	-	-	-		
HOMICIDE	-	-	-	-	-	-	-	-	-	-	-	-	-	-	-
AV. SENT.		-	-	-	-	-	-	-	-	-	-	-	-		
ROBBERY	1	1	1	-	-	-	-	-	-	-	-	-	-	-	-
AV. SENT.		5	5	-	-	-	-	-	-	-	-	-	-		
ASSAULT	-	-	-	-	-	-	-	-	-	-	-	-	-	-	-
AV. SENT.		-	-	-	-	-	-	-	-	-	-	-	-		
BURGLARY	3	1	1	-	-	-	-	2	2	-	-	-	-	-	-
AV. SENT.		3	3	-	-	-	-	15	15	-	-	-	-		
LARCENY AND THEFT	-	-	-	-	-	-	-	-	-	-	-	-	-	-	-
AV. SENT.		-	-	-	-	-	-	-	-	-	-	-	-		
EMBEZZLEMENT	-	-	-	-	-	-	-	-	-	-	-	-	-	-	-
AV. SENT.		-	-	-	-	-	-	-	-	-	-	-	-		
FRAUD	-	-	-	-	-	-	-	-	-	-	-	-	-	-	-
AV. SENT.		-	-	-	-	-	-	-	-	-	-	-	-		
AUTO THEFT	-	-	-	-	-	-	-	-	-	-	-	-	-	-	-
AV. SENT.		-	-	-	-	-	-	-	-	-	-	-	-		
FORGERY, COUNTERFEIT.	-	-	-	-	-	-	-	-	-	-	-	-	-	-	-
AV. SENT.		-	-	-	-	-	-	-	-	-	-	-	-		
SEX OFFENSES	-	-	-	-	-	-	-	-	-	-	-	-	-	-	-
AV. SENT.		-	-	-	-	-	-	-	-	-	-	-	-		
MARIHUANA	-	-	-	-	-	-	-	-	-	-	-	-	-	-	-
AV. SENT.		-	-	-	-	-	-	-	-	-	-	-	-		
NARCOTICS	-	-	-	-	-	-	-	-	-	-	-	-	-	-	-
AV. SENT.		-	-	-	-	-	-	-	-	-	-	-	-		
WEAPONS AND FIREARMS	-	-	-	-	-	-	-	-	-	-	-	-	-	-	-
AV. SENT.		-	-	-	-	-	-	-	-	-	-	-	-		
ESCAPE	-	-	-	-	-	-	-	-	-	-	-	-	-	-	-
AV. SENT.		-	-	-	-	-	-	-	-	-	-	-	-		
OTHER GENERAL OFFENSES	-	-	-	-	-	-	-	-	-	-	-	-	-	-	-
AV. SENT.		-	-	-	-	-	-	-	-	-	-	-	-		
IMMIGRATION LAWS	-	-	-	-	-	-	-	-	-	-	-	-	-	-	-
AV. SENT.		-	-	-	-	-	-	-	-	-	-	-	-		
LIQUOR, INTERNAL REV.	-	-	-	-	-	-	-	-	-	-	-	-	-	-	-
AV. SENT.		-	-	-	-	-	-	-	-	-	-	-	-		
SELECTIVE SERVICE ACT	-	-	-	-	-	-	-	-	-	-	-	-	-	-	-
AV. SENT.		-	-	-	-	-	-	-	-	-	-	-	-		
OTHER SPECIAL OFFENSES	-	-	-	-	-	-	-	-	-	-	-	-	-	-	-
AV. SENT.		-	-	-	-	-	-	-	-	-	-	-	-		

TABLE 3
UNITED STATES DISTRICT COURTS
TYPE OF SENTENCE FOR CONVICTED CRIMINAL DEFENDANTS
TWELVE MONTH PERIOD ENDED JUNE 30, 1980

DISTRICT AND OFFENSE	TOTAL CON-VICTED	TYPE OF IMPRISONMENT						TYPE OF PROBATION						SUS-PENDED SEN-TENCE	FINE ONLY
		TOTAL SEN-TENCED	ADULT			YOUTH CORREC-TIONS ACT	F.J. D.A.	TOTAL	ADULT			F.J. D.A.	NO SUPER-VISION		
			REGULAR	INDETER-MINATE	MIXED				IMME-DIATE	DELAYED	SPLIT				
COLORADO TOTAL	543	105	100	-	4	1	-	131	112	-	18	-	1	2	305
AV. SENT.		49	49	-	27	48	-	28	31	-	5	-	12		
HOMICIDE	-	-	-	-	-	-	-	-	-	-	-	-	-	-	-
AV. SENT.		-	-	-	-	-	-	-	-	-	-	-	-		
ROBBERY	12	10	10	-	-	-	-	2	2	-	-	-	-	-	-
AV. SENT.		234	234	-	-	-	-	36	36	-	-	-	-		
ASSAULT	4	3	3	-	-	-	-	1	1	-	-	-	-	-	-
AV. SENT.		28	28	-	-	-	-	12	12	-	-	-	-		
BURGLARY	-	-	-	-	-	-	-	-	-	-	-	-	-	-	-
AV. SENT.		-	-	-	-	-	-	-	-	-	-	-	-		
LARCENY AND THEFT	21	6	5	-	1	-	-	13	12	-	-	-	1	-	2
AV. SENT.		31	35	-	12	-	-	27	29	-	-	-	12		
EMBEZZLEMENT	21	5	5	-	-	-	-	16	16	-	-	-	-	-	-
AV. SENT.		24	24	-	-	-	-	35	35	-	-	-	-		
FRAUD	54	11	11	-	-	-	-	32	28	-	4	-	-	1	10
AV. SENT.		35	35	-	-	-	-	29	33	-	5	-	-		
AUTO THEFT	4	4	4	-	-	-	-	-	-	-	-	-	-	-	-
AV. SENT.		30	30	-	-	-	-	-	-	-	-	-	-		
FORGERY, COUNTERFEIT.	14	10	9	-	1	-	-	4	4	-	-	-	-	-	-
AV. SENT.		35	35	-	36	-	-	33	33	-	-	-	-		
SEX OFFENSES	-	-	-	-	-	-	-	-	-	-	-	-	-	-	-
AV. SENT.		-	-	-	-	-	-	-	-	-	-	-	-		
MARIHUANA	3	1	1	-	-	-	-	2	2	-	-	-	-	-	-
AV. SENT.		24	24	-	-	-	-	36	36	-	-	-	-		
NARCOTICS	60	28	27	-	1	-	-	32	23	-	9	-	-	-	-
AV. SENT.		43	44	-	24	-	-	26	34	-	5	-	-		
WEAPONS AND FIREARMS	4	3	3	-	-	-	-	1	1	-	-	-	-	-	-
AV. SENT.		32	32	-	-	-	-	6	6	-	-	-	-		
ESCAPE	5	4	3	-	-	1	-	1	1	-	-	-	-	-	-
AV. SENT.		19	9	-	-	48	-	60	60	-	-	-	-		
OTHER GENERAL OFFENSES	16	1	1	-	-	-	-	3	2	-	1	-	-	-	12
AV. SENT.		20	20	-	-	-	-	37	53	-	6	-	-		
IMMIGRATION LAWS	15	11	11	-	-	-	-	4	4	-	-	-	-	-	-
AV. SENT.		5	5	-	-	-	-	25	25	-	-	-	-		
LIQUOR, INTERNAL REV.	-	-	-	-	-	-	-	-	-	-	-	-	-	-	-
AV. SENT.		-	-	-	-	-	-	-	-	-	-	-	-		
SELECTIVE SERVICE ACT	-	-	-	-	-	-	-	-	-	-	-	-	-	-	-
AV. SENT.		-	-	-	-	-	-	-	-	-	-	-	-		
OTHER SPECIAL OFFENSES	310	8	7	-	1	-	-	20	16	-	4	-	-	1	281
AV. SENT.		8	4	-	36	-	-	19	22	-	5	-	-		

TABLE 3
UNITED STATES DISTRICT COURTS
TYPE OF SENTENCE FOR CONVICTED CRIMINAL DEFENDANTS
TWELVE MONTH PERIOD ENDED JUNE 30, 1980

DISTRICT AND OFFENSE	TOTAL CON-VICTED	TYPE OF IMPRISONMENT						TYPE OF PROBATION						SUS-PENDED SEN-TENCE	FINE ONLY
		TOTAL SEN-TENCED	ADULT			YOUTH CORREC-TIONS ACT	F.J. D.A.	TOTAL	ADULT			F.J. D.A.	NO SUPER-VISION		
			REGULAR	INDETER-MINATE	MIXED				IMME-DIATE	DELAYED	SPLIT				
KANSAS															
TOTAL	195	88	28	51	-	9	-	83	57	-	24	-	2	-	24
AV. SENT.		53	40	62	-	48	-	21	29	-	4	-	12		
HOMICIDE	3	3	2	1	-	-	-	-	-	-	-	-	-	-	-
AV. SENT.		208	42	540	-	-	-	-	-	-	-	-	-		
ROBBERY	2	1	-	1	-	-	-	1	1	-	-	-	-	-	-
AV. SENT.		84	-	84	-	-	-	40	40	-	-	-	-		
ASSAULT	4	3	-	3	-	-	-	1	1	-	-	-	-	-	-
AV. SENT.		28	-	28	-	-	-	5	5	-	-	-	-		
BURGLARY	3	3	-	1	-	2	-	-	-	-	-	-	-	-	-
AV. SENT.		48	-	48	-	48	-	-	-	-	-	-	-		
LARCENY AND THEFT	23	13	5	7	-	1	-	10	10	-	-	-	-	-	-
AV. SENT.		27	7	39	-	48	-	29	29	-	-	-	-		
EMBEZZLEMENT	18	5	2	3	-	-	-	13	9	-	4	-	-	-	-
AV. SENT.		39	9	60	-	-	-	26	37	-	2	-	-		
FRAUD	48	13	3	8	-	2	-	32	20	-	12	-	-	-	3
AV. SENT.		37	36	35	-	48	-	18	27	-	4	-	-		
AUTO THEFT	-	-	-	-	-	-	-	-	-	-	-	-	-	-	-
AV. SENT.		-	-	-	-	-	-	-	-	-	-	-	-		
FORGERY, COUNTERFEIT.	12	5	1	4	-	-	-	7	4	-	3	-	-	-	-
AV. SENT.		24	9	28	-	-	-	28	48	-	4	-	-		
SEX OFFENSES	2	2	-	2	-	-	-	-	-	-	-	-	-	-	-
AV. SENT.		360	-	360	-	-	-	-	-	-	-	-	-		
MARIHUANA	3	3	2	1	-	-	-	-	-	-	-	-	-	-	-
AV. SENT.		25	31	12	-	-	-	-	-	-	-	-	-		
NARCOTICS	17	14	3	8	-	3	-	3	1	-	2	-	-	-	-
AV. SENT.		56	108	36	-	48	-	16	36	-	6	-	-		
WEAPONS AND FIREARMS	10	7	1	6	-	-	-	3	1	-	2	-	-	-	-
AV. SENT.		55	48	57	-	-	-	12	20	-	6	-	-		
ESCAPE	8	7	4	2	-	1	-	1	1	-	-	-	-	-	-
AV. SENT.		21	10	30	-	48	-	24	24	-	-	-	-		
OTHER GENERAL OFFENSES	20	2	1	1	-	-	-	4	4	-	-	-	-	-	14
AV. SENT.		21	6	36	-	-	-	7	7	-	-	-	-		
IMMIGRATION LAWS	2	1	-	1	-	-	-	1	1	-	-	-	-	-	-
AV. SENT.		24	-	24	-	-	-	60	60	-	-	-	-		
LIQUOR, INTERNAL REV.	-	-	-	-	-	-	-	-	-	-	-	-	-	-	-
AV. SENT.		-	-	-	-	-	-	-	-	-	-	-	-		
SELECTIVE SERVICE ACT	-	-	-	-	-	-	-	-	-	-	-	-	-	-	-
AV. SENT.		-	-	-	-	-	-	-	-	-	-	-	-		
OTHER SPECIAL OFFENSES	20	6	4	2	-	-	-	7	4	-	1	-	2	-	7
AV. SENT.		76	100	27	-	-	-	16	21	-	6	-	12		

TABLE 3
UNITED STATES DISTRICT COURTS
TYPE OF SENTENCE FOR CONVICTED CRIMINAL DEFENDANTS
TWELVE MONTH PERIOD ENDED JUNE 30, 1980

DISTRICT AND OFFENSE	TOTAL CON-VICTED	TYPE OF IMPRISONMENT						TYPE OF PROBATION						SUS-PENDED SEN-TENCE	FINE ONLY
		TOTAL SEN-TENCED	ADULT			YOUTH CORREC-TIONS ACT	F.J. D.A.	TOTAL	ADULT			F.J. D.A.	NO SUPER-VISION		
			REGULAR	INDETER-MINATE	MIXED				IMME-DIATE	DELAYED	SPLIT				
NEW MEXICO															
TOTAL	164	79	59	2	8	4	6	79	52	-	22	5	-	-	6
AV. SENT.		43	47	36	44	48	-	27	37	-	4	31	-		
HOMICIDE	4	4	2	-	1	1	-	-	-	-	-	-	-	-	-
AV. SENT.		31	21	-	36	48	-	-	-	-	-	-	-		
ROBBERY	6	6	6	-	-	-	-	-	-	-	-	-	-	-	-
AV. SENT.		118	118	-	-	-	-	-	-	-	-	-	-		
ASSAULT	5	2	1	-	-	-	1	3	1	-	-	2	-	-	-
AV. SENT.		3	6	-	-	-	-	32	36	-	-	30	-		
BURGLARY	3	2	2	-	-	-	-	1	-	-	-	1	-	-	-
AV. SENT.		65	65	-	-	-	-	38	-	-	-	38	-		
LARCENY AND THEFT	10	4	2	-	-	-	2	6	4	-	1	1	-	-	-
AV. SENT.		12	24	-	-	-	-	30	39	-	1	24	-		
EMBEZZLEMENT	14	1	-	-	-	1	-	13	9	-	4	-	-	-	-
AV. SENT.		48	-	-	-	48	-	27	37	-	5	-	-		
FRAUD	18	5	4	-	1	-	-	12	10	-	2	-	-	-	1
AV. SENT.		27	19	-	60	-	-	37	43	-	6	-	-		
AUTO THEFT	4	3	3	-	-	-	-	1	-	-	1	-	-	-	-
AV. SENT.		52	52	-	-	-	-	6	-	-	6	-	-		
FORGERY, COUNTERFEIT.	4	4	4	-	-	-	-	-	-	-	-	-	-	-	-
AV. SENT.		40	40	-	-	-	-	-	-	-	-	-	-		
SEX OFFENSES	7	5	3	2	-	-	-	2	1	-	-	1	-	-	-
AV. SENT.		37	38	36	-	-	-	48	60	-	-	36	-		
MARIHUANA	8	5	5	-	-	-	-	3	3	-	-	-	-	-	-
AV. SENT.		48	48	-	-	-	-	28	28	-	-	-	-		
NARCOTICS	21	13	11	-	1	1	-	8	2	-	6	-	-	-	-
AV. SENT.		57	62	-	18	48	-	16	48	-	8	-	-		
WEAPONS AND FIREARMS	7	5	3	-	1	1	-	2	-	-	2	-	-	-	-
AV. SENT.		55	36	-	120	48	-	4	-	-	4	-	-		
ESCAPE	2	1	1	-	-	-	-	1	-	-	1	-	-	-	-
AV. SENT.		120	120	-	-	-	-	3	-	-	3	-	-		
OTHER GENERAL OFFENSES	14	5	2	-	-	-	3	6	5	-	1	-	-	-	3
AV. SENT.		4	12	-	-	-	-	5	6	-	3	-	-		
IMMIGRATION LAWS	24	8	4	-	4	-	-	16	12	-	4	-	-	-	-
AV. SENT.		25	21	-	30	-	-	34	44	-	4	-	-		
LIQUOR, INTERNAL REV.	-	-	-	-	-	-	-	-	-	-	-	-	-	-	-
AV. SENT.		-	-	-	-	-	-	-	-	-	-	-	-		
SELECTIVE SERVICE ACT	-	-	-	-	-	-	-	-	-	-	-	-	-	-	-
AV. SENT.		-	-	-	-	-	-	-	-	-	-	-	-		
OTHER SPECIAL OFFENSES	13	6	6	-	-	-	-	5	5	-	-	-	-	-	2
AV. SENT.		18	18	-	-	-	-	33	33	-	-	-	-		

TABLE 3
UNITED STATES DISTRICT COURTS
TYPE OF SENTENCE FOR CONVICTED CRIMINAL DEFENDANTS
TWELVE MONTH PERIOD ENDED JUNE 30, 1980

DISTRICT AND OFFENSE	TOTAL CON-VICTED	TYPE OF IMPRISONMENT						TYPE OF PROBATION						SUS-PENDED SEN-TENCE	FINE ONLY
		TOTAL SEN-TENCED	ADULT			YOUTH CORREC-TIONS ACT	F.J. D.A.	TOTAL	ADULT			F.J. D.A.	NO SUPER-VISION		
			REGULAR	INDETER-MINATE	MIXED				IMME-DIATE	DELAYED	SPLIT				
OKLAHOMA NORTHERN TOTAL	130	36	30	3	2	1	-	90	71	-	15	-	4	-	4
AV. SENT.		50	52	45	30	48	-	32	38	-	3	-	24		
HOMICIDE	1	1	1	-	-	-	-	-	-	-	-	-	-	-	-
AV. SENT.		540	540	-	-	-	-	-	-	-	-	-	-		
ROBBERY	2	1	1	-	-	-	-	1	-	-	1	-	-	-	-
AV. SENT.		48	48	-	-	-	-	6	-	-	6	-	-		
ASSAULT	-	-	-	-	-	-	-	-	-	-	-	-	-	-	-
AV. SENT.		-	-	-	-	-	-	-	-	-	-	-	-		
BURGLARY	-	-	-	-	-	-	-	-	-	-	-	-	-	-	-
AV. SENT.		-	-	-	-	-	-	-	-	-	-	-	-		
LARCENY AND THEFT	13	4	4	-	-	-	-	8	8	-	-	-	-	-	1
AV. SENT.		42	42	-	-	-	-	37	37	-	-	-	-		
EMBEZZLEMENT	17	1	1	-	-	-	-	13	8	-	5	-	-	-	3
AV. SENT.		60	60	-	-	-	-	25	40	-	2	-	-		
FRAUD	35	2	1	-	1	-	-	33	27	-	3	-	3	-	-
AV. SENT.		31	14	-	48	-	-	35	39	-	4	-	32		
AUTO THEFT	2	2	2	-	-	-	-	-	-	-	-	-	-	-	-
AV. SENT.		39	39	-	-	-	-	-	-	-	-	-	-		
FORGERY, COUNTERFEIT.	27	11	7	2	1	1	-	16	15	-	1	-	-	-	-
AV. SENT.		36	37	37	12	48	-	39	41	-	6	-	-		
SEX OFFENSES	-	-	-	-	-	-	-	-	-	-	-	-	-	-	-
AV. SENT.		-	-	-	-	-	-	-	-	-	-	-	-		
MARIHUANA	-	-	-	-	-	-	-	-	-	-	-	-	-	-	-
AV. SENT.		-	-	-	-	-	-	-	-	-	-	-	-		
NARCOTICS	6	4	4	-	-	-	-	2	1	-	1	-	-	-	-
AV. SENT.		27	27	-	-	-	-	27	48	-	6	-	-		
WEAPONS AND FIREARMS	9	4	3	1	-	-	-	5	2	-	3	-	-	-	-
AV. SENT.		40	34	60	-	-	-	25	60	-	3	-	-		
ESCAPE	-	-	-	-	-	-	-	-	-	-	-	-	-	-	-
AV. SENT.		-	-	-	-	-	-	-	-	-	-	-	-		
OTHER GENERAL OFFENSES	6	6	6	-	-	-	-	-	-	-	-	-	-	-	-
AV. SENT.		30	30	-	-	-	-	-	-	-	-	-	-		
IMMIGRATION LAWS	4	-	-	-	-	-	-	4	4	-	-	-	-	-	-
AV. SENT.		-	-	-	-	-	-	30	30	-	-	-	-		
LIQUOR, INTERNAL REV.	-	-	-	-	-	-	-	-	-	-	-	-	-	-	-
AV. SENT.		-	-	-	-	-	-	-	-	-	-	-	-		
SELECTIVE SERVICE ACT	-	-	-	-	-	-	-	-	-	-	-	-	-	-	-
AV. SENT.		-	-	-	-	-	-	-	-	-	-	-	-		
OTHER SPECIAL OFFENSES	8	-	-	-	-	-	-	8	6	-	1	-	1	-	-
AV. SENT.		-	-	-	-	-	-	20	26	-	3	-	-		

TABLE 3
UNITED STATES DISTRICT COURTS
TYPE OF SENTENCE FOR CONVICTED CRIMINAL DEFENDANTS
TWELVE MONTH PERIOD ENDED JUNE 30, 1980

DISTRICT AND OFFENSE	TOTAL CON-VICTED	TYPE OF IMPRISONMENT						TYPE OF PROBATION						SUS-PENDED SEN-TENCE	FINE ONLY
		TOTAL SEN-TENCED	ADULT			YOUTH CORREC-TIONS ACT	F.J. D.A.	TOTAL	ADULT			F.J. D.A.	NO SUPER-VISION		
			REGULAR	INDETER-MINATE	MIXED				IMME-DIATE	DELAYED	SPLIT				
OKLAHOMA EASTERN TOTAL	38	29	26	-	3	-	-	55	50	-	4	-	1	-	4
AV. SENT.		61	61	-	60	-	-	26	28	-	6	-	12		
HOMICIDE		-	-	-	-	-	-	-	-	-	-	-	-	-	-
AV. SENT.		-	-	-	-	-	-	-	-	-	-	-	-		
ROBBERY	1	1	1	-	-	-	-	-	-	-	-	-	-	-	-
AV. SENT.		240	240	-	-	-	-	-	-	-	-	-	-		
ASSAULT	-	-	-	-	-	-	-	-	-	-	-	-	-	-	-
AV. SENT.		-	-	-	-	-	-	-	-	-	-	-	-		
BURGLARY	-	-	-	-	-	-	-	-	-	-	-	-	-	-	-
AV. SENT.		-	-	-	-	-	-	-	-	-	-	-	-		
LARCENY AND THEFT	15	4	4	-	-	-	-	12	11	-	1	-	-	-	-
AV. SENT.		42	42	-	-	-	-	27	29	-	6	-	-		
EMBEZZLEMENT	9	2	2	-	-	-	-	5	5	-	-	-	-	-	2
AV. SENT.		240	240	-	-	-	-	31	31	-	-	-	-		
FRAUD	16	1	1	-	-	-	-	14	12	-	2	-	-	-	1
AV. SENT.		24	24	-	-	-	-	26	30	-	6	-	-		
AUTO THEFT	2	1	1	-	-	-	-	1	1	-	-	-	-	-	-
AV. SENT.		36	36	-	-	-	-	36	36	-	-	-	-		
FORGERY, COUNTERFEIT.	8	5	5	-	-	-	-	3	2	-	1	-	-	-	-
AV. SENT.		38	38	-	-	-	-	30	42	-	6	-	-		
SEX OFFENSES	-	-	-	-	-	-	-	-	-	-	-	-	-	-	-
AV. SENT.		-	-	-	-	-	-	-	-	-	-	-	-		
MARIHUANA	12	7	4	-	3	-	-	5	5	-	-	-	-	-	-
AV. SENT.		44	33	-	60	-	-	28	28	-	-	-	-		
NARCOTICS	1	-	-	-	-	-	-	1	1	-	-	-	-	-	-
AV. SENT.		-	-	-	-	-	-	36	36	-	-	-	-		
WEAPONS AND FIREARMS	-	-	-	-	-	-	-	-	-	-	-	-	-	-	-
AV. SENT.		-	-	-	-	-	-	-	-	-	-	-	-		
ESCAPE	-	-	-	-	-	-	-	-	-	-	-	-	-	-	-
AV. SENT.		-	-	-	-	-	-	-	-	-	-	-	-		
OTHER GENERAL OFFENSES	9	8	8	-	-	-	-	1	1	-	-	-	-	-	-
AV. SENT.		40	40	-	-	-	-	24	24	-	-	-	-		
IMMIGRATION LAWS	1	-	-	-	-	-	-	1	1	-	-	-	-	-	-
AV. SENT.		-	-	-	-	-	-	12	12	-	-	-	-		
LIQUOR, INTERNAL REV.	-	-	-	-	-	-	-	-	-	-	-	-	-	-	-
AV. SENT.		-	-	-	-	-	-	-	-	-	-	-	-		
SELECTIVE SERVICE ACT	-	-	-	-	-	-	-	-	-	-	-	-	-	-	-
AV. SENT.		-	-	-	-	-	-	-	-	-	-	-	-		
OTHER SPECIAL OFFENSES	13	-	-	-	-	-	-	12	11	-	-	-	1	-	1
AV. SENT.		-	-	-	-	-	-	20	20	-	-	-	12		

TABLE 3
UNITED STATES DISTRICT COURTS
TYPE OF SENTENCE FOR CONVICTED CRIMINAL DEFENDANTS
TWELVE MONTH PERIOD ENDED JUNE 30, 1980

DISTRICT AND OFFENSE	TOTAL CON-VICTED	TYPE OF IMPRISONMENT						TYPE OF PROBATION						SUS-PENDED SEN-TENCE	FINE ONLY
		TOTAL SEN-TENCED	ADULT			YOUTH CORREC-TIONS ACT	F.J. D.A.	TOTAL	ADULT			F.J. D.A.	NO SUPER-VISION		
			REGULAR	INDETER-MINATE	MIXED				IMME-DIATE	DELAYED	SPLIT				
OKLAHOMA WESTERN															
TOTAL	445	131	119	8	-	4	-	133	126	-	7	-	-	1	180
AV. SENT.		58	58	64	-	48	-	23	24	-	4	-	-		
HOMICIDE	3	3	3	-	-	-	-	-	-	-	-	-	-	-	-
AV. SENT.		372	372	-	-	-	-	-	-	-	-	-	-		
ROBBERY	3	3	3	-	-	-	-	-	-	-	-	-	-	-	-
AV. SENT.		136	136	-	-	-	-	-	-	-	-	-	-		
ASSAULT	5	1	1	-	-	-	-	2	2	-	-	-	-	-	2
AV. SENT.		6	6	-	-	-	-	30	30	-	-	-	-		
BURGLARY	1	1	1	-	-	-	-	-	-	-	-	-	-	-	-
AV. SENT.		60	60	-	-	-	-	-	-	-	-	-	-		
LARCENY AND THEFT	43	11	10	1	-	-	-	27	27	-	-	-	-	-	5
AV. SENT.		44	43	60	-	-	-	20	20	-	-	-	-		
EMBEZZLEMENT	15	-	-	-	-	-	-	14	14	-	-	-	-	-	1
AV. SENT.		-	-	-	-	-	-	27	27	-	-	-	-		
FRAUD	37	10	9	1	-	-	-	26	24	-	2	-	-	-	1
AV. SENT.		31	30	36	-	-	-	29	31	-	5	-	-		
AUTO THEFT	12	8	7	1	-	-	-	4	4	-	-	-	-	-	-
AV. SENT.		69	72	48	-	-	-	28	28	-	-	-	-		
FORGERY, COUNTERFEIT.	18	8	8	-	-	-	-	10	10	-	-	-	-	-	-
AV. SENT.		51	51	-	-	-	-	39	39	-	-	-	-		
SEX OFFENSES	1	-	-	-	-	-	-	-	-	-	-	-	-	-	1
AV. SENT.		-	-	-	-	-	-	-	-	-	-	-	-		
MARIHUANA	12	7	7	-	-	-	-	3	2	-	1	-	-	-	2
AV. SENT.		24	24	-	-	-	-	21	30	-	3	-	-		
NARCOTICS	62	55	47	4	-	4	-	7	5	-	2	-	-	-	-
AV. SENT.		55	54	84	-	48	-	22	28	-	6	-	-		
WEAPONS AND FIREARMS	7	2	2	-	-	-	-	4	3	-	1	-	-	-	1
AV. SENT.		48	48	-	-	-	-	19	24	-	6	-	-		
ESCAPE	15	14	13	1	-	-	-	1	1	-	-	-	-	-	-
AV. SENT.		12	11	36	-	-	-	48	48	-	-	-	-		
OTHER GENERAL OFFENSES	188	5	5	-	-	-	-	20	20	-	-	-	-	-	163
AV. SENT.		132	132	-	-	-	-	8	8	-	-	-	-		
IMMIGRATION LAWS	-	-	-	-	-	-	-	-	-	-	-	-	-	-	-
AV. SENT.		-	-	-	-	-	-	-	-	-	-	-	-		
LIQUOR, INTERNAL REV.	-	-	-	-	-	-	-	-	-	-	-	-	-	-	-
AV. SENT.		-	-	-	-	-	-	-	-	-	-	-	-		
SELECTIVE SERVICE ACT	-	-	-	-	-	-	-	-	-	-	-	-	-	-	-
AV. SENT.		-	-	-	-	-	-	-	-	-	-	-	-		
OTHER SPECIAL OFFENSES	23	3	3	-	-	-	-	16	14	-	1	-	-	1	4
AV. SENT.		28	28	-	-	-	-	20	21	-	3	-	-		

TABLE 3
UNITED STATES DISTRICT COURTS
TYPE OF SENTENCE FOR CONVICTED CRIMINAL DEFENDANTS
TWELVE MONTH PERIOD ENDED JUNE 30, 1980

DISTRICT AND OFFENSE	TOTAL CON-VICTED	TYPE OF IMPRISONMENT						TYPE OF PROBATION						SUS-PENDED SEN-TENCE	FINE ONLY
		TOTAL SEN-TENCED	ADULT			YOUTH CORREC-TIONS ACT	F.J. D.A.	TOTAL	ADULT			F.J. D.A.	NO SUPER-VISION		
			REGULAR	INDETER-MINATE	MIXED				IMME-DIATE	DELAYED	SPLIT				
UTAH															
TOTAL	172	45	34	6	4	1	-	97	85	-	8	2	1	-	30
AV. SENT.		46	51	37	20	48	-	28	30	-	3	36	12		
HOMICIDE	2	1	1	-	-	-	-	1	1	-	-	-	-	-	-
AV. SENT.		36	30	-	-	-	-	36	36	-	-	-	-		
ROBBERY	7	7	6	1	-	-	-	-	-	-	-	-	-	-	-
AV. SENT.		90	94	72	-	-	-	-	-	-	-	-	-		
ASSAULT	3	-	-	-	-	-	-	3	2	-	1	-	-	-	-
AV. SENT.		-	-	-	-	-	-	20	30	-	1	-	-		
BURGLARY	7	1	1	-	-	-	-	6	4	-	-	2	-	-	-
AV. SENT.		300	300	-	-	-	-	32	30	-	-	36	-		
LARCENY AND THEFT	20	7	7	-	-	-	-	10	9	-	1	-	-	-	3
AV. SENT.		29	29	-	-	-	-	28	30	-	4	-	-		
EMBEZZLEMENT	12	1	-	-	-	1	-	10	8	-	2	-	-	-	1
AV. SENT.		48	-	-	-	48	-	26	31	-	6	-	-		
FRAUD	49	10	4	2	4	-	-	38	37	-	-	-	1	-	1
AV. SENT.		30	42	30	20	-	-	33	34	-	-	-	12		
AUTO THEFT	4	4	3	1	-	-	-	-	-	-	-	-	-	-	-
AV. SENT.		34	36	30	-	-	-	-	-	-	-	-	-		
FORGERY, COUNTERFEIT.	11	4	4	-	-	-	-	7	6	-	1	-	-	-	-
AV. SENT.		45	45	-	-	-	-	29	34	-	3	-	-		
SEX OFFENSES	1	-	-	-	-	-	-	1	1	-	-	-	-	-	-
AV. SENT.		-	-	-	-	-	-	24	24	-	-	-	-		
MARIHUANA	-	-	-	-	-	-	-	-	-	-	-	-	-	-	-
AV. SENT.		-	-	-	-	-	-	-	-	-	-	-	-		
NARCOTICS	3	3	2	1	-	-	-	-	-	-	-	-	-	-	-
AV. SENT.		42	45	36	-	-	-	-	-	-	-	-	-		
WEAPONS AND FIREARMS	4	1	-	1	-	-	-	2	2	-	-	-	-	-	1
AV. SENT.		24	-	24	-	-	-	30	30	-	-	-	-		
ESCAPE	-	-	-	-	-	-	-	-	-	-	-	-	-	-	-
AV. SENT.		-	-	-	-	-	-	-	-	-	-	-	-		
OTHER GENERAL OFFENSES	2	1	1	-	-	-	-	1	1	-	-	-	-	-	-
AV. SENT.		60	60	-	-	-	-	18	18	-	-	-	-		
IMMIGRATION LAWS	10	4	4	-	-	-	-	6	4	-	2	-	-	-	-
AV. SENT.		3	3	-	-	-	-	16	24	-	1	-	-		
LIQUOR, INTERNAL REV.	-	-	-	-	-	-	-	-	-	-	-	-	-	-	-
AV. SENT.		-	-	-	-	-	-	-	-	-	-	-	-		
SELECTIVE SERVICE ACT	-	-	-	-	-	-	-	-	-	-	-	-	-	-	-
AV. SENT.		-	-	-	-	-	-	-	-	-	-	-	-		
OTHER SPECIAL OFFENSES	37	1	1	-	-	-	-	12	11	-	1	-	-	-	24
AV. SENT.		30	30	-	-	-	-	15	17	-	2	-	-		

TABLE 3
UNITED STATES DISTRICT COURTS
TYPE OF SENTENCE FOR CONVICTED CRIMINAL DEFENDANTS
TWELVE MONTH PERIOD ENDED JUNE 30, 1980

DISTRICT AND OFFENSE	TOTAL CONVICTED	TYPE OF IMPRISONMENT						TYPE OF PROBATION						SUSPENDED SENTENCE	FINE ONLY
		TOTAL SENTENCED	ADULT			YOUTH CORRECTIONS ACT	F.J. D.A.	TOTAL	ADULT			F.J. D.A.	NO SUPERVISION		
			REGULAR	INDETERMINATE	MIXED				IMMEDIATE	DELAYED	SPLIT				
WYOMING															
TOTAL	80	21	16	-	2	3	-	59	47	-	3	5	4	-	-
AV. SENT.		64	71	-	27	48	-	27	28	-	6	31	24		
HOMICIDE	-	-	-	-	-	-	-	-	-	-	-	-	-	-	-
AV. SENT.		-	-	-	-	-	-	-	-	-	-	-	-		
ROBBERY	-	-	-	-	-	-	-	-	-	-	-	-	-	-	-
AV. SENT.		-	-	-	-	-	-	-	-	-	-	-	-		
ASSAULT	15	3	3	-	-	-	-	12	8	-	-	4	-	-	-
AV. SENT.		26	26	-	-	-	-	33	31	-	-	36	-		
BURGLARY	1	-	-	-	-	-	-	1	1	-	-	-	-	-	-
AV. SENT.		-	-	-	-	-	-	24	24	-	-	-	-		
LARCENY AND THEFT	14	3	3	-	-	-	-	11	9	-	1	1	-	-	-
AV. SENT.		46	46	-	-	-	-	19	21	-	6	12	-		
EMBEZZLEMENT	2	-	-	-	-	-	-	2	2	-	-	-	-	-	-
AV. SENT.		-	-	-	-	-	-	30	30	-	-	-	-		
FRAUD	10	2	1	-	1	-	-	8	8	-	-	-	-	-	-
AV. SENT.		42	60	-	24	-	-	30	30	-	-	-	-		
AUTO THEFT	3	1	1	-	-	-	-	2	2	-	-	-	-	-	-
AV. SENT.		48	48	-	-	-	-	30	30	-	-	-	-		
FORGERY, COUNTERFEIT.	2	1	-	-	1	-	-	1	1	-	-	-	-	-	-
AV. SENT.		30	-	-	30	-	-	36	36	-	-	-	-		
SEX OFFENSES	1	1	-	-	-	1	-	-	-	-	-	-	-	-	-
AV. SENT.		48	-	-	-	48	-	-	-	-	-	-	-		
MARIHUANA	3	-	-	-	-	-	-	3	3	-	-	-	-	-	-
AV. SENT.		-	-	-	-	-	-	36	36	-	-	-	-		
NARCOTICS	16	6	5	-	-	1	-	10	8	-	2	-	-	-	-
AV. SENT.		27	23	-	-	48	-	22	27	-	6	-	-		
WEAPONS AND FIREARMS	3	1	1	-	-	-	-	2	2	-	-	-	-	-	-
AV. SENT.		24	24	-	-	-	-	24	24	-	-	-	-		
ESCAPE	-	-	-	-	-	-	-	-	-	-	-	-	-	-	-
AV. SENT.		-	-	-	-	-	-	-	-	-	-	-	-		
OTHER GENERAL OFFENSES	4	3	2	-	-	1	-	1	1	-	-	-	-	-	-
AV. SENT.		244	342	-	-	48	-	36	36	-	-	-	-		
IMMIGRATION LAWS	1	-	-	-	-	-	-	1	1	-	-	-	-	-	-
AV. SENT.		-	-	-	-	-	-	24	24	-	-	-	-		
LIQUOR, INTERNAL REV.	-	-	-	-	-	-	-	-	-	-	-	-	-	-	-
AV. SENT.		-	-	-	-	-	-	-	-	-	-	-	-		
SELECTIVE SERVICE ACT	-	-	-	-	-	-	-	-	-	-	-	-	-	-	-
AV. SENT.		-	-	-	-	-	-	-	-	-	-	-	-		
OTHER SPECIAL OFFENSES	5	-	-	-	-	-	-	5	1	-	-	-	4	-	-
AV. SENT.		-	-	-	-	-	-	26	36	-	-	-	24		

TABLE 3
UNITED STATES DISTRICT COURTS
TYPE OF SENTENCE FOR CONVICTED CRIMINAL DEFENDANTS
TWELVE MONTH PERIOD ENDED JUNE 30, 1980

DISTRICT AND OFFENSE	TOTAL CONVICTED	TYPE OF IMPRISONMENT						TYPE OF PROBATION						SUSPENDED SENTENCE	FINE ONLY
		TOTAL SENTENCED	ADULT			YOUTH CORRECTIONS ACT	F.J. D.A.	TOTAL	ADULT			F.J. D.A.	NO SUPERVISION		
			REGULAR	INDETERMINATE	MIXED				IMMEDIATE	DELAYED	SPLIT				
DISTRICT OF COLUMBIA															
TOTAL	628	262	195	36	7	24	-	358	297	-	57	-	4	-	8
AV. SENT.		47	49	44	28	48	-	26	30	-	4	-	13		
HOMICIDE	1	1	1	-	-	-	-	-	-	-	-	-	-	-	-
AV. SENT.		360	360	-	-	-	-	-	-	-	-	-	-		
ROBBERY	25	20	14	2	-	4	-	5	4	-	1	-	-	-	-
AV. SENT.		108	124	114	-	48	-	39	48	-	6	-	-		
ASSAULT	6	1	1	-	-	-	-	5	5	-	-	-	-	-	-
AV. SENT.		108	108	-	-	-	-	26	26	-	-	-	-		
BURGLARY	1	-	-	-	-	-	-	1	1	-	-	-	-	-	-
AV. SENT.		-	-	-	-	-	-	12	12	-	-	-	-		
LARCENY AND THEFT	52	21	13	2	-	6	-	30	26	-	3	-	1	-	1
AV. SENT.		33	28	21	-	48	-	32	35	-	5	-	24		
EMBEZZLEMENT	27	1	-	-	1	-	-	26	25	-	1	-	-	-	-
AV. SENT.		12	-	-	12	-	-	28	29	-	2	-	-		
FRAUD	95	9	8	1	-	-	-	85	63	-	21	-	1	-	1
AV. SENT.		26	25	30	-	-	-	22	29	-	4	-	6		
AUTO THEFT	9	4	3	-	-	1	-	5	5	-	-	-	-	-	-
AV. SENT.		91	105	-	-	48	-	24	24	-	-	-	-		
FORGERY, COUNTERFEIT.	32	17	13	3	1	-	-	15	10	-	5	-	-	-	-
AV. SENT.		45	51	28	18	-	-	23	31	-	5	-	-		
SEX OFFENSES	-	-	-	-	-	-	-	-	-	-	-	-	-	-	-
AV. SENT.		-	-	-	-	-	-	-	-	-	-	-	-		
MARIHUANA	18	6	4	1	-	1	-	12	11	-	1	-	-	-	-
AV. SENT.		52	63	15	-	48	-	24	26	-	1	-	-		
NARCOTICS	254	139	107	21	4	7	-	115	100	-	14	-	1	-	-
AV. SENT.		45	43	51	36	48	-	29	32	-	5	-	12		
WEAPONS AND FIREARMS	33	18	12	2	1	3	-	15	12	-	2	-	1	-	-
AV. SENT.		37	39	21	24	48	-	28	33	-	6	-	12		
ESCAPE	24	18	14	3	-	1	-	6	4	-	2	-	-	-	-
AV. SENT.		21	19	20	-	48	-	16	21	-	6	-	-		
OTHER GENERAL OFFENSES	35	4	3	-	-	1	-	30	25	-	5	-	-	-	1
AV. SENT.		25	18	-	-	48	-	21	24	-	4	-	-		
IMMIGRATION LAWS	-	-	-	-	-	-	-	-	-	-	-	-	-	-	-
AV. SENT.		-	-	-	-	-	-	-	-	-	-	-	-		
LIQUOR, INTERNAL REV.	-	-	-	-	-	-	-	-	-	-	-	-	-	-	-
AV. SENT.		-	-	-	-	-	-	-	-	-	-	-	-		
SELECTIVE SERVICE ACT	-	-	-	-	-	-	-	-	-	-	-	-	-	-	-
AV. SENT.		-	-	-	-	-	-	-	-	-	-	-	-		
OTHER SPECIAL OFFENSES	16	3	2	1	-	-	-	8	6	-	2	-	-	-	5
AV. SENT.		33	38	24	-	-	-	25	32	-	4	-	-		

TABLE 3
UNITED STATES DISTRICT COURTS
TYPE OF SENTENCE FOR CONVICTED CRIMINAL DEFENDANTS
TWELVE MONTH PERIOD ENDED JUNE 30, 1980

DISTRICT AND OFFENSE	TOTAL CONVICTED	TYPE OF IMPRISONMENT						TYPE OF PROBATION						SUSPENDED SENTENCE	FINE ONLY
		TOTAL SENTENCED	ADULT			YOUTH CORRECTIONS ACT	F.J. D.A.	TOTAL	ADULT			F.J. D.A.	NO SUPERVISION		
			REGULAR	INDETERMINATE	MIXED				IMMEDIATE	DELAYED	SPLIT				
ALL DISTRICTS TOTAL	28,598	10,218	7,612	1,096	910	572	29	14,065	10,149	8	3,012	56	840	399	3,916
AV. SENT.		56	55	74	39	55	-	25	34	32	4	34	20		
HOMICIDE	108	87	69	12	3	3	-	19	15	-	4	-	-	2	-
AV. SENT.		237	261	161	192	48	-	35	43	-	5	-	-		
ROBBERY	1,262	1,127	706	253	27	137	4	134	95	-	37	2	-	1	-
AV. SENT.		133	145	142	92	69	-	38	51	-	5	24	-		
ASSAULT	418	192	147	15	10	18	2	201	142	-	42	10	7	9	16
AV. SENT.		43	43	45	34	54	-	22	27	-	3	35	11		
BURGLARY	134	55	43	2	1	8	1	79	47	-	22	9	1	-	-
AV. SENT.		48	49	48	36	52	-	24	31	-	4	40	12		
LARCENY AND THEFT	3,232	969	682	113	99	70	5	1,933	1,434	2	321	8	168	12	318
AV. SENT.		40	37	52	39	50	-	25	32	24	4	20	11		
EMBEZZLEMENT	1,392	209	126	23	37	23	-	1,161	935	-	206	-	20	2	20
AV. SENT.		35	33	39	31	51	-	29	36	-	3	-	12		
FRAUD	4,583	1,135	791	104	230	10	-	3,210	2,407	1	722	1	79	14	224
AV. SENT.		33	33	41	32	48	-	26	33	24	3	12	29		
AUTO THEFT	421	269	206	27	27	10	1	146	105	-	38	-	3	2	4
AV. SENT.		47	46	57	52	48	-	31	41	-	4	-	18		
FORGERY, COUNTERFEIT.	1,939	798	592	44	86	36	-	1,129	884	3	236	1	5	3	9
AV. SENT.		40	41	38	31	48	-	30	37	40	4	24	31		
SEX OFFENSES	98	66	49	8	4	2	3	26	15	-	6	2	3	1	5
AV. SENT.		72	70	142	23	48	-	27	35	-	4	36	28		
MARIHUANA	1,121	525	508	43	48	26	-	470	337	-	129	-	4	6	20
AV. SENT.		47	46	48	51	48	-	28	38	-	4	-	27		
NARCOTICS	3,628	2,355	1,822	200	174	159	-	1,261	881	-	370	-	10	5	7
AV. SENT.		56	57	63	43	51	-	28	39	-	4	-	29		
WEAPONS AND FIREARMS	862	400	287	48	49	16	-	444	321	1	113	-	9	3	15
AV. SENT.		47	51	40	34	52	-	29	37	60	4	-	29		
ESCAPE	596	467	427	31	5	4	-	120	68	1	50	-	1	6	3
AV. SENT.		23	22	26	80	48	-	21	34	6	4	-	12		
OTHER GENERAL OFFENSES	4,156	439	333	45	47	10	4	949	545	-	138	2	264	291	2,477
AV. SENT.		83	89	103	41	55	-	14	21	-	4	45	4		
IMMIGRATION LAWS	2,146	632	510	63	33	18	8	1,470	844	-	419	18	189	26	16
AV. SENT.		19	16	30	24	48	-	30	39	-	4	42	47		
LIQUOR, INTERNAL REV.	35	9	5	-	2	2	-	24	15	-	9	-	-	-	2
AV. SENT.		32	28	-	24	48	-	25	37	-	4	-	-		
SELECTIVE SERVICE ACT		-	-	-	-	-	-	-	-	-	-	-	-	-	-
AV. SENT.		-	-	-	-	-	-	-	-	-	-	-	-		
OTHER SPECIAL OFFENSES	2,469	384	311	24	28	20	1	1,289	1,059	-	150	3	77	16	780
AV. SENT.		33	31	50	23	50	-	24	27	-	3	18	25		

Appendix Detail Table X-4
Age, Prior Record, and Sex of Convicted Defendants
1980

TABLE 4
UNITED STATES DISTRICT COURTS
SEX, AGE, PRIOR CRIMINAL RECORD OF CONVICTED DEFENDANTS *
TWELVE MONTH PERIOD ENDED JUNE 30, 1980

CIRCUIT AND DISTRICT	SEX REPORTED				AGE REPORTED						PRIOR CRIMINAL RECORD DATA REPORTED						
														TYPE OF PRIOR CRIMINAL RECORD			
	TOTAL	MALE	FEMALE	CORPORATION	TOTAL	21 AND UNDER	22 TO 24	25 TO 29	30 TO 34	35 AND OVER	TOTAL	NO PRIOR CRIMINAL RECORD	WITH PRIOR CRIMINAL RECORD	JUVENILE	PROBATION	PRISON 1 YEAR OR LESS	PRISON MORE THAN 1 YEAR
MAINE TOTAL	82	67	14	1	81	6	11	9	21	34	80	37	43	1	16	9	17
HOMICIDE	1	1	-	-	1	-	1	-	-	-	1	-	1	-	-	-	1
ROBBERY	-	-	-	-	-	-	-	-	-	-	-	-	-	-	-	-	-
ASSAULT	4	4	-	-	4	1	3	-	-	-	4	1	3	-	1	2	-
BURGLARY	-	-	-	-	-	-	-	-	-	-	-	-	-	-	-	-	-
LARCENY AND THEFT	20	17	3	-	20	2	2	1	6	9	20	5	15	-	4	3	8
EMBEZZLEMENT	7	4	3	-	7	-	1	1	1	4	6	6	-	-	-	-	-
FRAUD	12	10	1	1	11	-	2	1	1	7	12	9	3	-	1	-	2
AUTO THEFT	1	1	-	-	1	-	-	-	1	-	1	1	-	-	-	-	-
FORGERY, COUNTERFEIT.	10	10	-	-	10	1	1	3	1	4	10	2	8	-	2	2	4
SEX OFFENSES	-	-	-	-	-	-	-	-	-	-	-	-	-	-	-	-	-
MARIHUANA	3	3	-	-	3	-	-	1	1	1	2	2	-	-	-	-	-
NARCOTICS	5	3	2	-	5	-	-	1	3	1	5	3	2	-	2	-	-
WEAPONS AND FIREARMS	2	2	-	-	2	2	-	-	-	-	2	-	2	1	1	-	-
ESCAPE	-	-	-	-	-	-	-	-	-	-	-	-	-	-	-	-	-
OTHER GENERAL OFFENSES	2	2	-	-	2	-	-	-	-	2	2	-	2	-	2	-	-
IMMIGRATION LAWS	4	3	1	-	4	-	-	-	2	2	4	1	3	-	2	1	-
LIQUOR, INTERNAL REV.	-	-	-	-	-	-	-	-	-	-	-	-	-	-	-	-	-
SELECTIVE SERVICE ACT	-	-	-	-	-	-	-	-	-	-	-	-	-	-	-	-	-
OTHER SPECIAL OFFENSES (FEDERAL STATUTES)	11	7	4	-	11	-	1	1	5	4	11	7	4	-	1	1	2
MASSACHUSETTS TOTAL	441	359	80	2	439	19	37	80	78	225	439	167	272	8	112	50	102
HOMICIDE	-	-	-	-	-	-	-	-	-	-	-	-	-	-	-	-	-
ROBBERY	4	4	-	-	4	-	1	3	-	-	4	1	3	-	-	-	3
ASSAULT	1	1	-	-	1	1	-	-	-	-	1	1	-	-	-	-	-
BURGLARY	-	-	-	-	-	-	-	-	-	-	-	-	-	-	-	-	-
LARCENY AND THEFT	96	80	16	-	96	5	10	22	16	43	96	20	76	2	22	17	35
EMBEZZLEMENT	18	12	6	-	18	-	-	4	3	11	18	14	4	-	3	1	-
FRAUD	115	78	37	1	115	1	9	15	17	73	115	71	44	1	29	6	8
AUTO THEFT	3	3	-	-	3	-	-	-	1	2	3	-	3	-	1	1	1
FORGERY, COUNTERFEIT.	40	28	12	-	40	4	2	11	9	14	40	5	35	1	11	8	15
SEX OFFENSES	-	-	-	-	-	-	-	-	-	-	-	-	-	-	-	-	-
MARIHUANA	15	14	1	-	15	2	2	2	7	2	15	7	8	-	6	-	2
NARCOTICS	60	55	5	-	60	4	11	14	11	20	60	17	43	1	18	9	15
WEAPONS AND FIREARMS	19	19	-	-	19	2	-	3	4	10	19	5	14	3	2	1	8
ESCAPE	7	7	-	-	7	-	-	-	4	3	7	1	6	-	1	2	3
OTHER GENERAL OFFENSES	31	30	1	-	31	-	1	2	-	28	31	9	22	-	11	4	7
IMMIGRATION LAWS	7	5	2	-	7	-	-	2	2	3	7	6	1	-	-	-	1
LIQUOR, INTERNAL REV.	-	-	-	-	-	-	-	-	-	-	-	-	-	-	-	-	-
SELECTIVE SERVICE ACT	-	-	-	-	-	-	-	-	-	-	-	-	-	-	-	-	-
OTHER SPECIAL OFFENSES (FEDERAL STATUTES)	24	23	-	1	23	-	1	2	4	16	23	10	13	-	8	1	4
NEW HAMPSHIRE TOTAL	33	31	2	-	33	-	2	6	5	20	33	20	13	-	6	3	4
HOMICIDE	-	-	-	-	-	-	-	-	-	-	-	-	-	-	-	-	-
ROBBERY	2	2	-	-	2	-	-	2	-	-	2	-	2	-	-	-	2
ASSAULT	-	-	-	-	-	-	-	-	-	-	-	-	-	-	-	-	-
BURGLARY	-	-	-	-	-	-	-	-	-	-	-	-	-	-	-	-	-
LARCENY AND THEFT	1	1	-	-	1	-	-	-	1	-	1	1	-	-	-	-	-
EMBEZZLEMENT	-	-	-	-	-	-	-	-	-	-	-	-	-	-	-	-	-
FRAUD	10	9	1	-	10	-	-	1	-	9	10	7	3	-	2	-	1
AUTO THEFT	1	1	-	-	1	-	-	-	-	1	1	1	-	-	-	-	-
FORGERY, COUNTERFEIT.	2	2	-	-	2	-	-	-	1	1	2	-	2	-	1	1	-
SEX OFFENSES	-	-	-	-	-	-	-	-	-	-	-	-	-	-	-	-	-
MARIHUANA	2	2	-	-	2	-	-	-	-	2	2	2	-	-	-	-	-
NARCOTICS	7	6	1	-	7	-	2	2	2	1	7	3	4	-	2	1	1
WEAPONS AND FIREARMS	-	-	-	-	-	-	-	-	-	-	-	-	-	-	-	-	-
ESCAPE	-	-	-	-	-	-	-	-	-	-	-	-	-	-	-	-	-
OTHER GENERAL OFFENSES	2	2	-	-	2	-	-	1	-	1	2	1	1	-	-	1	-
IMMIGRATION LAWS	-	-	-	-	-	-	-	-	-	-	-	-	-	-	-	-	-
LIQUOR, INTERNAL REV.	-	-	-	-	-	-	-	-	-	-	-	-	-	-	-	-	-
SELECTIVE SERVICE ACT	-	-	-	-	-	-	-	-	-	-	-	-	-	-	-	-	-
OTHER SPECIAL OFFENSES (FEDERAL STATUTES)	6	6	-	-	6	-	-	-	1	5	6	5	1	-	1	-	-

TABLE 4
UNITED STATES DISTRICT COURTS
SEX, AGE, PRIOR CRIMINAL RECORD OF CONVICTED DEFENDANTS *
TWELVE MONTH PERIOD ENDED JUNE 30, 1980

CIRCUIT AND DISTRICT	SEX REPORTED				AGE REPORTED						PRIOR CRIMINAL RECORD DATA REPORTED						
														TYPE OF PRIOR CRIMINAL RECORD			
	TOTAL	MALE	FEMALE	CORPORATION	TOTAL	21 AND UNDER	22 TO 24	25 TO 29	30 TO 34	35 AND OVER	TOTAL	NO PRIOR CRIMINAL RECORD	WITH PRIOR CRIMINAL RECORD	JUVENILE	PROBATION	PRISON 1 YEAR OR LESS	PRISON MORE THAN 1 YEAR
RHODE ISLAND TOTAL	59	50	9	-	59	4	3	6	10	36	59	28	31	-	18	7	6
HOMICIDE	-	-	-	-	-	-	-	-	-	-	-	-	-	-	-	-	-
ROBBERY	-	-	-	-	-	-	-	-	-	-	-	-	-	-	-	-	-
ASSAULT	1	1	-	-	1	-	-	1	-	-	1	-	1	-	1	-	-
BURGLARY	-	-	-	-	-	-	-	-	-	-	-	-	-	-	-	-	-
LARCENY AND THEFT	12	11	1	-	12	3	2	1	2	4	12	5	7	-	2	3	2
EMBEZZLEMENT	3	2	1	-	3	-	-	-	-	3	3	1	2	-	1	1	-
FRAUD	23	19	4	-	23	-	-	1	4	18	23	12	11	-	9	1	1
AUTO THEFT	2	2	-	-	2	-	-	-	-	2	2	2	-	-	-	-	-
FORGERY, COUNTERFEIT.	8	5	3	-	8	-	-	2	2	4	8	3	5	-	2	1	2
SEX OFFENSES	-	-	-	-	-	-	-	-	-	-	-	-	-	-	-	-	-
MARIHUANA	-	-	-	-	-	-	-	-	-	-	-	-	-	-	-	-	-
NARCOTICS	3	3	-	-	3	1	1	-	1	-	3	1	2	-	2	-	-
WEAPONS AND FIREARMS	1	1	-	-	1	-	-	-	1	-	1	-	1	-	1	-	-
ESCAPE	-	-	-	-	-	-	-	-	-	-	-	-	-	-	-	-	-
OTHER GENERAL OFFENSES	2	2	-	-	2	-	-	1	-	1	2	1	1	-	-	-	1
IMMIGRATION LAWS	-	-	-	-	-	-	-	-	-	-	-	-	-	-	-	-	-
LIQUOR, INTERNAL REV.	-	-	-	-	-	-	-	-	-	-	-	-	-	-	-	-	-
SELECTIVE SERVICE ACT	-	-	-	-	-	-	-	-	-	-	-	-	-	-	-	-	-
OTHER SPECIAL OFFENSES (FEDERAL STATUTES)	4	4	-	-	4	-	-	-	-	4	4	3	1	-	-	1	-
PUERTO RICO TOTAL	192	155	35	2	146	2	12	33	38	61	131	80	51	-	39	5	7
HOMICIDE	-	-	-	-	-	-	-	-	-	-	-	-	-	-	-	-	-
ROBBERY	-	-	-	-	-	-	-	-	-	-	-	-	-	-	-	-	-
ASSAULT	1	1	-	-	1	-	-	1	-	-	1	1	-	-	-	-	-
BURGLARY	-	-	-	-	-	-	-	-	-	-	-	-	-	-	-	-	-
LARCENY AND THEFT	9	9	-	-	9	-	1	3	1	4	7	3	4	-	1	2	1
EMBEZZLEMENT	5	2	3	-	5	-	-	2	-	3	5	3	2	-	2	-	-
FRAUD	18	14	2	2	15	1	2	5	-	7	10	7	3	-	3	-	-
AUTO THEFT	-	-	-	-	-	-	-	-	-	-	-	-	-	-	-	-	-
FORGERY, COUNTERFEIT.	10	8	2	-	10	-	2	-	6	2	10	4	6	-	5	1	-
SEX OFFENSES	-	-	-	-	-	-	-	-	-	-	-	-	-	-	-	-	-
MARIHUANA	40	38	2	-	40	1	1	9	12	17	38	25	13	-	9	2	2
NARCOTICS	32	23	9	-	32	-	1	6	10	15	30	16	14	-	13	-	1
WEAPONS AND FIREARMS	-	-	-	-	-	-	-	-	-	-	-	-	-	-	-	-	-
ESCAPE	1	1	-	-	-	-	-	-	-	-	-	-	-	-	-	-	-
OTHER GENERAL OFFENSES	1	1	-	-	1	-	-	-	-	1	1	1	-	-	-	-	-
IMMIGRATION LAWS	37	26	11	-	27	-	4	7	9	7	20	12	8	-	5	-	3
LIQUOR, INTERNAL REV.	-	-	-	-	-	-	-	-	-	-	-	-	-	-	-	-	-
SELECTIVE SERVICE ACT	-	-	-	-	-	-	-	-	-	-	-	-	-	-	-	-	-
OTHER SPECIAL OFFENSES (FEDERAL STATUTES)	38	32	6	-	6	-	1	-	-	5	9	8	1	-	1	-	-
CONNECTICUT TOTAL	134	114	18	2	131	5	10	24	23	69	128	58	70	-	31	20	19
HOMICIDE.	-	-	-	-	-	-	-	-	-	-	-	-	-	-	-	-	-
ROBBERY	1	1	-	-	1	-	-	-	1	-	1	-	1	-	-	-	1
ASSAULT	-	-	-	-	-	-	-	-	-	-	-	-	-	-	-	-	-
BURGLARY	-	-	-	-	-	-	-	-	-	-	-	-	-	-	-	-	-
LARCENY AND THEFT	20	19	1	-	20	2	3	4	5	6	20	4	16	-	5	7	4
EMBEZZLEMENT	15	12	3	-	15	1	3	1	3	7	14	10	4	-	2	2	-
FRAUD	54	44	10	-	54	1	-	8	5	40	52	31	21	-	12	5	4
AUTO THEFT	-	-	-	-	-	-	-	-	-	-	-	-	-	-	-	-	-
FORGERY, COUNTERFEIT.	6	5	1	-	6	-	1	2	1	2	6	1	5	-	3	1	1
SEX OFFENSES	-	-	-	-	-	-	-	-	-	-	-	-	-	-	-	-	-
MARIHUANA	-	-	-	-	-	-	-	-	-	-	-	-	-	-	-	-	-
NARCOTICS	16	15	1	-	16	1	1	2	4	8	16	6	10	-	3	3	4
WEAPONS AND FIREARMS	6	6	-	-	6	-	-	3	1	2	6	3	3	-	1	1	1
ESCAPE	2	2	-	-	2	-	1	1	-	-	2	-	2	-	-	-	2
OTHER GENERAL OFFENSES	3	2	1	-	3	-	-	-	1	2	3	2	1	-	1	-	-
IMMIGRATION LAWS	1	1	-	-	-	-	-	-	-	-	-	-	-	-	-	-	-
LIQUOR, INTERNAL REV.	-	-	-	-	-	-	-	-	-	-	-	-	-	-	-	-	-
SELECTIVE SERVICE ACT	-	-	-	-	-	-	-	-	-	-	-	-	-	-	-	-	-
OTHER SPECIAL OFFENSES (FEDERAL STATUTES)	10	7	1	2	8	-	1	3	2	2	8	1	7	-	4	1	2

TABLE 4
UNITED STATES DISTRICT COURTS
SEX, AGE, PRIOR CRIMINAL RECORD OF CONVICTED DEFENDANTS *
TWELVE MONTH PERIOD ENDED JUNE 30, 1980

CIRCUIT AND DISTRICT	SEX REPORTED				AGE REPORTED						PRIOR CRIMINAL RECORD DATA REPORTED						
														TYPE OF PRIOR CRIMINAL RECORD			
	TOTAL	MALE	FEMALE	CORPORATION	TOTAL	21 AND UNDER	22 TO 24	25 TO 29	30 TO 34	35 AND OVER	TOTAL	NO PRIOR CRIMINAL RECORD	WITH PRIOR CRIMINAL RECORD	JUVENILE	PROBATION	PRISON 1 YEAR OR LESS	PRISON MORE THAN 1 YEAR
NEW YORK NORTHERN TOTAL	108	86	22	-	107	6	10	17	20	54	107	75	32	1	18	4	9
HOMICIDE	-	-	-	-	-	-	-	-	-	-	-	-	-	-	-	-	-
ROBBERY	1	1	-	-	1	-	1	-	-	-	1	1	-	-	-	-	-
ASSAULT	-	-	-	-	-	-	-	-	-	-	-	-	-	-	-	-	-
BURGLARY	-	-	-	-	-	-	-	-	-	-	-	-	-	-	-	-	-
LARCENY AND THEFT	6	3	3	-	6	1	-	1	2	2	6	4	2	-	2	-	-
EMBEZZLEMENT	19	12	7	-	18	1	1	3	4	9	18	17	1	-	1	-	-
FRAUD	33	29	4	-	33	1	1	2	6	23	33	23	10	-	6	-	4
AUTO THEFT	2	2	-	-	2	-	1	-	1	-	2	-	2	-	2	-	-
FORGERY, COUNTERFEIT.	5	2	3	-	5	-	2	1	-	2	5	1	4	-	3	1	-
SEX OFFENSES	-	-	-	-	-	-	-	-	-	-	-	-	-	-	-	-	-
MARIHUANA	5	5	-	-	5	-	-	1	2	2	5	5	-	-	-	-	-
NARCOTICS	6	4	2	-	6	2	-	3	-	1	6	5	1	-	1	-	-
WEAPONS AND FIREARMS	4	4	-	-	4	-	-	2	1	1	4	2	2	-	-	-	2
ESCAPE	-	-	-	-	-	-	-	-	-	-	-	-	-	-	-	-	-
OTHER GENERAL OFFENSES	1	1	-	-	1	-	-	-	-	1	1	1	-	-	-	-	-
IMMIGRATION LAWS	18	17	1	-	18	1	4	3	3	7	16	13	5	-	-	2	3
LIQUOR, INTERNAL REV.	-	-	-	-	-	-	-	-	-	-	-	-	-	-	-	-	-
SELECTIVE SERVICE ACT	-	-	-	-	-	-	-	-	-	-	-	-	-	-	-	-	-
OTHER SPECIAL OFFENSES (FEDERAL STATUTES)	8	6	2	-	8	-	-	1	1	6	8	3	5	1	3	1	-
NEW YORK EASTERN TOTAL	638	547	87	4	631	30	47	137	129	288	612	352	260	6	111	51	92
HOMICIDE	-	-	-	-	-	-	-	-	-	-	-	-	-	-	-	-	-
ROBBERY	43	42	1	-	43	9	11	16	4	3	42	15	27	-	9	3	15
ASSAULT	6	5	1	-	6	-	-	-	2	4	5	3	2	-	1	-	1
BURGLARY	2	2	-	-	2	2	-	-	-	-	2	-	2	-	1	1	-
LARCENY AND THEFT	102	93	9	-	102	3	7	26	31	35	97	33	64	3	23	15	23
EMBEZZLEMENT	12	11	1	-	12	-	1	4	2	5	12	8	4	-	2	1	1
FRAUD	125	102	19	4	119	3	1	6	20	89	117	79	38	1	16	8	11
AUTO THEFT	1	1	-	-	1	-	-	-	-	1	1	1	-	-	-	-	-
FORGERY, COUNTERFEIT.	31	28	3	-	31	2	1	7	7	14	30	15	15	-	8	2	5
SEX OFFENSES	-	-	-	-	-	-	-	-	-	-	-	-	-	-	-	-	-
MARIHUANA	12	7	5	-	12	4	2	1	1	4	11	6	5	-	4	-	1
NARCOTICS	206	164	42	-	206	5	18	58	46	79	200	138	62	-	32	7	23
WEAPONS AND FIREARMS	16	15	1	-	16	1	2	6	2	5	14	11	3	-	-	1	2
ESCAPE	1	1	-	-	1	-	-	-	1	-	1	-	1	-	-	1	-
OTHER GENERAL OFFENSES	34	32	2	-	34	1	1	4	2	26	33	15	18	-	5	8	5
IMMIGRATION LAWS	10	10	-	-	9	-	-	1	2	6	10	6	4	1	2	-	1
LIQUOR, INTERNAL REV.	-	-	-	-	-	-	-	-	-	-	-	-	-	-	-	-	-
SELECTIVE SERVICE ACT	-	-	-	-	-	-	-	-	-	-	-	-	-	-	-	-	-
OTHER SPECIAL OFFENSES (FEDERAL STATUTES)	37	34	3	-	37	-	3	8	9	17	37	22	15	1	6	4	4
NEW YORK SOUTHERN TOTAL	960	821	138	1	957	24	64	178	219	472	938	440	498	7	177	112	202
HOMICIDE	-	-	-	-	-	-	-	-	-	-	-	-	-	-	-	-	-
ROBBERY	52	51	1	-	52	1	1	20	14	16	50	2	48	1	8	7	32
ASSAULT	4	4	-	-	4	-	1	2	-	1	3	-	3	-	-	2	1
BURGLARY	1	1	-	-	1	-	-	-	-	1	1	-	1	-	-	-	1
LARCENY AND THEFT	116	100	16	-	116	4	9	29	30	44	115	25	90	2	30	27	31
EMBEZZLEMENT	47	35	12	-	47	3	4	10	9	21	47	40	7	-	4	2	1
FRAUD	227	190	37	-	227	2	8	18	41	158	222	140	82	1	40	21	20
AUTO THEFT	7	7	-	-	7	-	1	1	2	3	7	2	5	-	1	1	3
FORGERY, COUNTERFEIT.	80	66	14	-	80	4	6	13	19	38	80	27	53	2	14	10	27
SEX OFFENSES	-	-	-	-	-	-	-	-	-	-	-	-	-	-	-	-	-
MARIHUANA	4	3	1	-	4	-	-	2	2	-	4	2	2	-	1	1	-
NARCOTICS	295	257	38	-	295	7	30	59	76	123	288	134	154	-	59	27	68
WEAPONS AND FIREARMS	19	17	2	-	19	1	-	6	4	8	19	9	10	-	4	4	2
ESCAPE	10	8	2	-	10	-	-	3	4	3	10	1	9	-	1	1	7
OTHER GENERAL OFFENSES	22	19	3	-	22	1	-	2	4	15	20	9	11	-	4	3	4
IMMIGRATION LAWS	19	16	3	-	16	1	-	3	5	8	16	12	4	-	-	1	3
LIQUOR, INTERNAL REV.	-	-	-	-	-	-	-	-	-	-	-	-	-	-	-	-	-
SELECTIVE SERVICE ACT	-	-	-	-	-	-	-	-	-	-	-	-	-	-	-	-	-
OTHER SPECIAL OFFENSES (FEDERAL STATUTES)	56	47	8	1	55	-	4	10	9	32	56	37	19	1	11	5	2

TABLE 4
UNITED STATES DISTRICT COURTS
SEX, AGE, PRIOR CRIMINAL RECORD OF CONVICTED DEFENDANTS *
TWELVE MONTH PERIOD ENDED JUNE 30, 1980

CIRCUIT AND DISTRICT	SEX REPORTED				AGE REPORTED						PRIOR CRIMINAL RECORD DATA REPORTED						
														TYPE OF PRIOR CRIMINAL RECORD			
	TOTAL	MALE	FEMALE	CORPORATION	TOTAL	21 AND UNDER	22 TO 24	25 TO 29	30 TO 34	35 AND OVER	TOTAL	NO PRIOR CRIMINAL RECORD	WITH PRIOR CRIMINAL RECORD	JUVENILE	PROBATION	PRISON 1 YEAR OR LESS	PRISON MORE THAN 1 YEAR
NEW YORK WESTERN TOTAL	204	165	38	1	203	9	21	38	32	103	188	96	92	1	32	28	31
HOMICIDE	-	-	-	-	-	-	-	-	-	-	-	-	-	-	-	-	-
ROBBERY	8	5	3	-	8	1	3	2	1	1	8	2	6	-	1	2	3
ASSAULT	-	-	-	-	-	-	-	-	-	-	-	-	-	-	-	-	-
BURGLARY	-	-	-	-	-	-	-	-	-	-	-	-	-	-	-	-	-
LARCENY AND THEFT	29	26	3	-	29	3	5	7	5	9	27	9	18	-	4	8	6
EMBEZZLEMENT	14	8	6	-	14	1	-	4	1	8	13	12	1	-	1	-	-
FRAUD	68	56	12	-	68	2	1	7	11	47	61	41	20	-	11	6	4
AUTO THEFT	2	2	-	-	2	-	1	-	-	1	2	-	2	-	-	-	2
FORGERY, COUNTERFEIT.	9	8	1	-	9	-	-	4	1	4	9	3	6	-	1	2	3
SEX OFFENSES	1	1	-	-	1	-	-	-	1	-	-	-	-	-	-	-	-
MARIHUANA	-	-	-	-	-	-	-	-	-	-	-	-	-	-	-	-	-
NARCOTICS	20	18	2	-	20	1	3	8	3	5	17	8	9	-	2	5	2
WEAPONS AND FIREARMS	10	10	-	-	10	-	1	-	2	7	10	1	9	-	2	1	6
ESCAPE	-	-	-	-	-	-	-	-	-	-	-	-	-	-	-	-	-
OTHER GENERAL OFFENSES	6	6	-	-	6	-	-	1	1	4	6	1	5	1	2	-	2
IMMIGRATION LAWS	5	5	-	-	5	-	1	1	2	1	5	2	3	-	-	2	1
LIQUOR, INTERNAL REV.	-	-	-	-	-	-	-	-	-	-	-	-	-	-	-	-	-
SELECTIVE SERVICE ACT	-	-	-	-	-	-	-	-	-	-	-	-	-	-	-	-	-
OTHER SPECIAL OFFENSES (FEDERAL STATUTES)	32	20	11	1	31	1	6	4	4	16	30	17	13	-	8	3	2
VERMONT TOTAL	41	36	4	1	36	1	5	7	8	15	33	15	18	-	11	1	6
HOMICIDE	-	-	-	-	-	-	-	-	-	-	-	-	-	-	-	-	-
ROBBERY	2	2	-	-	2	-	1	1	-	-	2	-	2	-	1	-	1
ASSAULT	-	-	-	-	-	-	-	-	-	-	-	-	-	-	-	-	-
BURGLARY	-	-	-	-	-	-	-	-	-	-	-	-	-	-	-	-	-
LARCENY AND THEFT	1	1	-	-	1	-	1	-	-	-	1	-	1	-	-	-	1
EMBEZZLEMENT	1	1	-	-	1	-	-	-	-	1	1	-	1	-	1	-	-
FRAUD	4	3	-	1	3	-	-	-	-	3	3	2	1	-	1	-	-
AUTO THEFT	-	-	-	-	-	-	-	-	-	-	-	-	-	-	-	-	-
FORGERY, COUNTERFEIT.	1	1	-	-	1	-	1	-	-	-	1	-	1	-	1	-	-
SEX OFFENSES	-	-	-	-	-	-	-	-	-	-	-	-	-	-	-	-	-
MARIHUANA	1	1	-	-	1	-	-	-	-	1	1	-	1	-	1	-	-
NARCOTICS	5	4	1	-	5	-	1	1	1	2	5	2	3	-	3	-	-
WEAPONS AND FIREARMS	2	2	-	-	2	-	-	-	2	-	2	-	2	-	1	-	1
ESCAPE	-	-	-	-	-	-	-	-	-	-	-	-	-	-	-	-	-
OTHER GENERAL OFFENSES	-	-	-	-	-	-	-	-	-	-	-	-	-	-	-	-	-
IMMIGRATION LAWS	19	17	2	-	15	1	1	5	4	4	12	7	5	-	2	1	2
LIQUOR, INTERNAL REV.	-	-	-	-	-	-	-	-	-	-	-	-	-	-	-	-	-
SELECTIVE SERVICE ACT	-	-	-	-	-	-	-	-	-	-	-	-	-	-	-	-	-
OTHER SPECIAL OFFENSES (FEDERAL STATUTES)	5	4	1	-	5	-	-	-	1	4	5	4	1	-	-	-	1
DELAWARE TOTAL	42	34	8	-	42	7	3	13	6	13	42	21	21	1	8	6	6
HOMICIDE	-	-	-	-	-	-	-	-	-	-	-	-	-	-	-	-	-
ROBBERY	2	2	-	-	2	-	-	2	-	-	2	-	2	-	1	-	1
ASSAULT	-	-	-	-	-	-	-	-	-	-	-	-	-	-	-	-	-
BURGLARY	-	-	-	-	-	-	-	-	-	-	-	-	-	-	-	-	-
LARCENY AND THEFT	6	4	2	-	6	1	-	3	1	1	6	2	4	-	1	2	1
EMBEZZLEMENT	2	-	2	-	2	-	-	1	1	-	2	1	1	-	1	-	-
FRAUD	8	5	3	-	8	-	1	1	-	6	8	5	2	-	1	-	1
AUTO THEFT	5	5	-	-	5	1	1	1	2	-	5	2	3	-	1	1	1
FORGERY, COUNTERFEIT.	3	3	-	-	3	1	-	1	1	-	3	1	2	-	1	-	1
SEX OFFENSES	-	-	-	-	-	-	-	-	-	-	-	-	-	-	-	-	-
MARIHUANA	1	1	-	-	1	1	-	-	-	-	1	1	-	-	-	-	-
NARCOTICS	9	8	1	-	9	2	-	-	1	6	9	7	2	-	-	1	1
WEAPONS AND FIREARMS	6	6	-	-	6	1	1	4	-	-	6	1	5	1	2	2	-
ESCAPE	-	-	-	-	-	-	-	-	-	-	-	-	-	-	-	-	-
OTHER GENERAL OFFENSES	-	-	-	-	-	-	-	-	-	-	-	-	-	-	-	-	-
IMMIGRATION LAWS	-	-	-	-	-	-	-	-	-	-	-	-	-	-	-	-	-
LIQUOR, INTERNAL REV.	-	-	-	-	-	-	-	-	-	-	-	-	-	-	-	-	-
SELECTIVE SERVICE ACT	-	-	-	-	-	-	-	-	-	-	-	-	-	-	-	-	-
OTHER SPECIAL OFFENSES (FEDERAL STATUTES)	-	-	-	-	-	-	-	-	-	-	-	-	-	-	-	-	-

TABLE 4
UNITED STATES DISTRICT COURTS
SEX, AGE, PRIOR CRIMINAL RECORD OF CONVICTED DEFENDANTS *
TWELVE MONTH PERIOD ENDED JUNE 30, 1980

CIRCUIT AND DISTRICT	SEX REPORTED				AGE REPORTED						PRIOR CRIMINAL RECORD DATA REPORTED						
														TYPE OF PRIOR CRIMINAL RECORD			
	TOTAL	MALE	FEMALE	CORPORATION	TOTAL	21 AND UNDER	22 TO 24	25 TO 29	30 TO 34	35 AND OVER	TOTAL	NO PRIOR CRIMINAL RECORD	WITH PRIOR CRIMINAL RECORD	JUVENILE	PROBATION	PRISON 1 YEAR OR LESS	PRISON MORE THAN 1 YEAR
NEW JERSEY TOTAL	450	375	62	9	434	11	40	57	84	242	407	202	205	6	120	24	55
HOMICIDE	-	-	-	-	-	-	-	-	-	-	-	-	-	-	-	-	-
ROBBERY	18	18	-	-	18	2	10	3	3	-	14	2	12	-	6	-	6
ASSAULT	5	5	-	-	4	-	1	-	-	3	4	2	2	-	2	-	-
BURGLARY	2	2	-	-	2	2	-	-	-	-	2	-	2	-	2	-	-
LARCENY AND THEFT	34	32	2	-	33	1	4	1	6	21	31	13	18	1	6	2	7
EMBEZZLEMENT	16	12	4	-	16	-	4	2	4	6	16	7	9	-	6	1	-
FRAUD	171	131	38	2	167	3	11	18	32	103	145	75	70	2	43	11	14
AUTO THEFT	6	6	-	-	6	-	-	-	2	4	5	-	5	-	2	-	3
FORGERY, COUNTERFEIT	59	48	1	-	59	1	7	11	9	31	59	23	36	1	18	7	10
SEX OFFENSES	-	-	-	-	-	-	-	-	-	-	-	-	-	-	-	-	-
MARIHUANA	20	20	-	-	20	-	-	3	5	12	19	13	6	-	5	1	-
NARCOTICS	33	31	2	-	33	-	2	12	9	10	31	15	16	-	8	1	-
WEAPONS AND FIREARMS	9	9	-	-	9	-	-	1	3	5	9	4	5	-	1	1	3
ESCAPE	1	1	-	-	1	-	-	-	1	-	1	-	1	-	-	-	1
OTHER GENERAL OFFENSES	36	36	-	-	35	-	-	2	4	29	29	19	10	1	8	-	1
IMMIGRATION LAWS	10	7	3	-	10	1	-	1	3	5	9	8	1	-	1	-	-
LIQUOR, INTERNAL REV	-	-	-	-	-	-	-	-	-	-	-	-	-	-	-	-	-
SELECTIVE SERVICE ACT	-	-	-	-	-	-	-	-	-	-	-	-	-	-	-	-	-
OTHER SPECIAL OFFENSES (FEDERAL STATUTES)	30	21	2	7	21	1	1	3	3	13	29	17	12	1	8	-	3
PENNSYLVANIA EASTERN TOTAL	316	250	67	1	316	6	17	53	68	170	261	126	135	-	82	16	37
HOMICIDE	-	-	-	-	-	-	-	-	-	-	-	-	-	-	-	-	-
ROBBERY	11	11	-	-	11	2	4	2	1	2	11	2	9	-	5	-	4
ASSAULT	4	2	2	-	4	-	-	-	2	2	4	1	3	-	2	1	-
BURGLARY	-	-	-	-	-	-	-	-	-	-	-	-	-	-	-	-	-
LARCENY AND THEFT	36	31	5	-	36	1	2	3	9	21	32	13	15	-	10	4	5
EMBEZZLEMENT	12	8	4	-	12	1	2	4	2	3	10	10	-	-	-	-	-
FRAUD	67	51	16	-	67	-	1	10	17	59	61	39	22	-	18	-	4
AUTO THEFT	5	5	-	-	5	-	-	2	1	2	4	3	1	-	1	-	-
FORGERY, COUNTERFEIT	17	11	6	-	17	-	3	3	4	7	14	5	9	-	8	1	-
SEX OFFENSES	-	-	-	-	-	-	-	-	-	-	-	-	-	-	-	-	-
MARIHUANA	-	-	-	-	-	-	-	-	-	-	-	-	-	-	-	-	-
NARCOTICS	70	61	9	-	70	3	3	18	17	25	59	20	39	-	20	4	15
WEAPONS AND FIREARMS	24	24	-	-	24	-	-	5	4	15	20	5	15	-	6	3	6
ESCAPE	1	-	1	-	1	-	-	-	1	-	-	-	-	-	-	-	-
OTHER GENERAL OFFENSES	17	16	1	-	17	-	-	1	3	13	16	9	7	-	4	1	2
IMMIGRATION LAWS	1	1	-	-	1	-	-	1	-	-	1	-	1	-	-	1	-
LIQUOR, INTERNAL REV	-	-	-	-	-	-	-	-	-	-	-	-	-	-	-	-	-
SELECTIVE SERVICE ACT	-	-	-	-	-	-	-	-	-	-	-	-	-	-	-	-	-
OTHER SPECIAL OFFENSES (FEDERAL STATUTES)	33	29	3	1	21	1	2	4	7	17	29	15	10	-	8	1	1
PENNSYLVANIA MIDDLE TOTAL	78	69	9	-	78	2	9	14	21	32	77	36	39	-	11	3	25
HOMICIDE	2	2	-	-	2	-	-	-	1	1	2	-	2	-	-	-	-
ROBBERY	5	4	1	-	5	-	-	-	3	2	5	2	3	-	-	-	2
ASSAULT	1	1	-	-	1	-	-	-	1	-	1	-	1	-	-	-	3
BURGLARY	1	1	-	-	1	-	-	1	-	-	1	-	1	-	1	-	1
LARCENY AND THEFT	4	3	1	-	4	1	1	1	-	1	4	2	2	-	1	-	-
EMBEZZLEMENT	6	4	2	-	6	1	1	1	2	1	6	5	1	-	-	-	1
FRAUD	31	29	2	-	31	-	2	2	7	20	31	18	13	-	8	2	3
AUTO THEFT	-	-	-	-	-	-	-	-	-	-	-	-	-	-	-	-	-
FORGERY COUNTERFEIT.	8	6	2	-	8	-	4	2	1	1	7	3	4	-	1	-	3
SEX OFFENSES	-	-	-	-	-	-	-	-	-	-	-	-	-	-	-	-	-
MARIHUANA	1	1	-	-	1	-	-	-	-	1	1	-	1	-	-	-	1
NARCOTICS	-	-	-	-	-	-	-	-	-	-	-	-	-	-	-	-	-
WEAPONS AND FIREARMS	1	1	-	-	1	-	-	-	-	1	1	-	1	-	-	-	1
ESCAPE	12	11	1	-	12	-	-	5	4	3	12	1	11	-	-	1	10
OTHER GENERAL OFFENSES	-	-	-	-	-	-	-	-	-	-	-	-	-	-	-	-	-
IMMIGRATION LAWS	-	-	-	-	-	-	-	-	-	-	-	-	-	-	-	-	-
LIQUOR, INTERNAL REV.	-	-	-	-	-	-	-	-	-	-	-	-	-	-	-	-	-
SELECTIVE SERVICE ACT	-	-	-	-	-	-	-	-	-	-	-	-	-	-	-	-	-
OTHER SPECIAL OFFENSES (FEDERAL STATUTES)	6	6	-	-	6	-	1	2	2	1	6	6	-	-	-	-	-

TABLE 4
UNITED STATES DISTRICT COURTS
SEX, AGE, PRIOR CRIMINAL RECORD OF CONVICTED DEFENDANTS *
TWELVE MONTH PERIOD ENDED JUNE 30, 1980

CIRCUIT AND DISTRICT	SEX REPORTED				AGE REPORTED						PRIOR CRIMINAL RECORD DATA REPORTED						
														TYPE OF PRIOR CRIMINAL RECORD			
	TOTAL	MALE	FEMALE	CORPORATION	TOTAL	21 AND UNDER	22 TO 24	25 TO 29	30 TO 34	35 AND OVER	TOTAL	NO PRIOR CRIMINAL RECORD	WITH PRIOR CRIMINAL RECORD	JUVENILE	PROBATION	PRISON 1 YEAR OR LESS	PRISON MORE THAN 1 YEAR
PENNSYLVANIA WESTERN TOTAL	197	172	24	1	196	2	20	33	34	107	190	96	94	6	33	13	42
HOMICIDE	-	-	-	-	-	-	-	-	-	-	-	-	-	-	-	-	-
ROBBERY	8	7	1	-	8	-	1	3	2	2	7	1	6	-	3	-	3
ASSAULT	-	-	-	-	-	-	-	-	-	-	-	-	-	-	-	-	-
BURGLARY	1	1	-	-	1	-	-	1	-	-	1	1	-	-	-	-	-
LARCENY AND THEFT	11	11	-	-	11	-	3	2	6	-	11	1	10	1	3	-	6
EMBEZZLEMENT	18	13	5	-	18	-	2	3	1	12	18	17	1	-	-	-	1
FRAUD	60	50	9	1	59	-	1	4	10	44	58	46	12	2	7	2	1
AUTO THEFT	9	9	-	-	9	1	2	-	-	6	9	2	7	1	2	2	2
FORGERY, COUNTERFEIT.	39	34	5	-	39	-	7	9	8	15	38	7	31	1	9	8	13
SEX OFFENSES	2	2	-	-	2	-	-	-	1	1	2	-	2	-	-	-	2
MARIHUANA	-	-	-	-	-	-	-	-	-	-	-	-	-	-	-	-	-
NARCOTICS	21	18	3	-	21	1	2	6	3	9	19	7	12	-	5	-	7
WEAPONS AND FIREARMS	5	5	-	-	5	-	1	-	-	4	5	2	3	-	1	-	2
ESCAPE	3	3	-	-	3	-	-	1	1	1	3	-	3	-	-	-	3
OTHER GENERAL OFFENSES	16	15	1	-	16	-	-	4	2	10	15	8	7	1	3	1	2
IMMIGRATION LAWS	-	-	-	-	-	-	-	-	-	-	-	-	-	-	-	-	-
LIQUOR, INTERNAL REV.	-	-	-	-	-	-	-	-	-	-	-	-	-	-	-	-	-
SELECTIVE SERVICE ACT	-	-	-	-	-	-	-	-	-	-	-	-	-	-	-	-	-
OTHER SPECIAL OFFENSES (FEDERAL STATUTES)	4	4	-	-	4	-	1	-	-	3	4	4	-	-	-	-	-
VIRGIN ISLANDS TOTAL	150	135	15	-	150	44	36	38	8	24	130	78	52	2	17	12	21
HOMICIDE	11	11	-	-	11	2	4	4	-	1	8	4	4	-	2	1	1
ROBBERY	14	13	1	-	14	6	5	3	-	-	11	4	7	-	2	2	3
ASSAULT	8	8	-	-	8	-	3	1	2	2	5	3	2	-	-	1	1
BURGLARY	16	16	-	-	16	8	7	-	-	1	14	8	6	1	1	1	3
LARCENY AND THEFT	55	49	6	-	55	22	12	14	3	4	49	32	17	-	7	5	5
EMBEZZLEMENT	3	1	2	-	3	-	-	1	-	2	3	3	-	-	-	-	-
FRAUD	6	4	2	-	6	1	-	2	-	3	5	4	1	-	-	-	1
AUTO THEFT	-	-	-	-	-	-	-	-	-	-	-	-	-	-	-	-	-
FORGERY, COUNTERFEIT.	6	5	1	-	6	-	2	2	-	2	6	5	1	-	1	-	-
SEX OFFENSES	7	7	-	-	7	3	1	1	1	1	7	4	3	-	2	-	1
MARIHUANA	2	2	-	-	2	-	-	2	-	-	2	-	2	-	-	-	2
NARCOTICS	-	-	-	-	-	-	-	-	-	-	-	-	-	-	-	-	-
WEAPONS AND FIREARMS	5	4	1	-	5	2	1	2	-	-	4	2	2	1	-	-	1
ESCAPE	1	1	-	-	1	-	-	1	-	-	1	-	1	-	-	-	1
OTHER GENERAL OFFENSES	6	6	-	-	6	-	1	1	-	4	5	3	2	-	1	-	1
IMMIGRATION LAWS	10	8	2	-	10	-	-	4	2	4	10	6	4	-	1	2	1
LIQUOR, INTERNAL REV.	-	-	-	-	-	-	-	-	-	-	-	-	-	-	-	-	-
SELECTIVE SERVICE ACT	-	-	-	-	-	-	-	-	-	-	-	-	-	-	-	-	-
OTHER SPECIAL OFFENSES (FEDERAL STATUTES)	-	-	-	-	-	-	-	-	-	-	-	-	-	-	-	-	-
MARYLAND TOTAL	506	440	65	1	503	32	50	116	88	217	485	245	240	5	101	38	96
HOMICIDE	-	-	-	-	-	-	-	-	-	-	-	-	-	-	-	-	-
ROBBERY	51	49	2	-	51	2	11	27	6	5	49	7	42	1	4	4	33
ASSAULT	12	12	-	-	12	2	1	5	2	2	10	3	7	1	1	2	3
BURGLARY	-	-	-	-	-	-	-	-	-	-	-	-	-	-	-	-	-
LARCENY AND THEFT	65	53	12	-	66	7	7	7	11	33	62	39	23	-	12	2	9
EMBEZZLEMENT	29	19	10	-	29	5	2	4	4	14	29	24	5	-	4	1	-
FRAUD	77	66	11	-	77	-	-	8	5	64	75	54	21	-	12	4	5
AUTO THEFT	4	4	-	-	4	-	-	-	2	2	4	1	3	-	2	1	-
FORGERY, COUNTERFEIT.	9	9	-	-	9	-	-	2	2	5	9	3	6	1	3	-	2
SEX OFFENSES	2	2	-	-	2	1	-	-	-	1	2	1	1	-	-	-	1
MARIHUANA	12	11	1	-	12	3	1	2	5	1	10	9	1	-	1	-	-
NARCOTICS	93	78	15	-	93	1	9	40	24	19	93	27	66	-	27	11	28
WEAPONS AND FIREARMS	11	10	1	-	11	-	1	4	5	1	11	3	8	-	3	1	4
ESCAPE	1	1	-	-	1	-	-	-	-	1	1	1	-	-	-	-	-
OTHER GENERAL OFFENSES	73	64	9	-	72	6	12	10	14	30	67	45	22	1	14	2	5
IMMIGRATION LAWS	4	3	1	-	3	-	1	1	1	-	3	2	1	-	-	-	1
LIQUOR, INTERNAL REV.	-	-	-	-	-	-	-	-	-	-	-	-	-	-	-	-	-
SELECTIVE SERVICE ACT	-	-	-	-	-	-	-	-	-	-	-	-	-	-	-	-	-
OTHER SPECIAL OFFENSES (FEDERAL STATUTES)	63	59	3	1	62	5	5	6	7	39	60	26	34	1	18	10	5

TABLE 4
UNITED STATES DISTRICT COURTS
SEX, AGE, PRIOR CRIMINAL RECORD OF CONVICTED DEFENDANTS *
TWELVE MONTH PERIOD ENDED JUNE 30, 1980

CIRCUIT AND DISTRICT	SEX REPORTED				AGE REPORTED						PRIOR CRIMINAL RECORD DATA REPORTED						
														TYPE OF PRIOR CRIMINAL RECORD			
	TOTAL	MALE	FEMALE	CORPORATION	TOTAL	21 AND UNDER	22 TO 24	25 TO 29	30 TO 34	35 AND OVER	TOTAL	NO PRIOR CRIMINAL RECORD	WITH PRIOR CRIMINAL RECORD	JUVENILE	PROBATION	PRISON 1 YEAR OR LESS	PRISON MORE THAN 1 YEAR
NORTH CAROLINA EASTERN TOTAL	168	144	24	-	168	15	28	30	30	65	166	24	142	1	107	5	29
HOMICIDE	2	2	-	-	2	-	-	1	-	1	2	-	2	-	2	-	-
ROBBERY	21	20	1	-	21	5	5	5	4	2	21	-	21	1	12	-	8
ASSAULT	8	8	-	-	8	1	2	-	1	4	8	-	8	-	7	-	1
BURGLARY	1	1	-	-	1	1	-	-	-	-	1	-	1	-	1	-	-
LARCENY AND THEFT	16	13	3	-	16	-	2	5	6	3	16	1	15	-	9	2	4
EMBEZZLEMENT	14	10	4	-	14	-	-	3	3	8	13	4	9	-	9	-	-
FRAUD	25	22	3	-	25	-	-	-	2	23	25	6	19	-	17	-	2
AUTO THEFT	2	2	-	-	2	-	-	-	2	-	2	-	2	-	1	-	1
FORGERY, COUNTERFEIT.	22	11	11	-	22	2	6	4	6	4	22	2	20	-	15	3	2
SEX OFFENSES	2	2	-	-	2	1	-	-	1	-	2	1	1	-	-	-	1
MARIHUANA	13	13	-	-	13	1	2	2	2	6	12	5	7	-	6	-	1
NARCOTICS	-	-	-	-	-	-	-	-	-	-	-	-	-	-	-	-	-
WEAPONS AND FIREARMS	6	6	-	-	6	1	1	1	-	3	6	1	5	-	4	-	1
ESCAPE	1	1	-	-	1	-	-	-	-	1	1	-	1	-	1	-	-
OTHER GENERAL OFFENSES	17	17	-	-	17	2	6	6	-	3	17	-	17	-	17	-	-
IMMIGRATION LAWS	-	-	-	-	-	-	-	-	-	-	-	-	-	-	-	-	-
LIQUOR, INTERNAL REV.	-	-	-	-	-	-	-	-	-	-	-	-	-	-	-	-	-
SELECTIVE SERVICE ACT	-	-	-	-	-	-	-	-	-	-	-	-	-	-	-	-	-
OTHER SPECIAL OFFENSES (FEDERAL STATUTES)	18	16	2	-	18	1	4	3	3	7	18	4	14	-	6	-	8
ORTH CAROLINA MIDDLE TOTAL	155	119	36	-	155	13	20	48	23	51	153	39	114	1	59	22	32
HOMICIDE	-	-	-	-	-	-	-	-	-	-	-	-	-	-	-	-	-
ROBBERY	31	27	4	-	31	7	3	10	6	5	31	6	25	-	11	2	12
ASSAULT	-	-	-	-	-	-	-	-	-	-	-	-	-	-	-	-	-
BURGLARY	-	-	-	-	-	-	-	-	-	-	-	-	-	-	-	-	-
LARCENY AND THEFT	29	13	16	-	29	3	5	15	3	3	29	1	28	-	13	11	4
EMBEZZLEMENT	14	4	10	-	14	-	3	5	1	5	14	10	4	-	4	-	-
FRAUD	20	19	1	-	20	-	1	3	2	14	19	6	13	-	10	3	-
AUTO THEFT	-	-	-	-	-	-	-	-	-	-	-	-	-	-	-	-	-
FORGERY, COUNTERFEIT.	17	16	1	-	17	1	3	7	1	5	16	2	14	1	4	2	7
SEX OFFENSES	-	-	-	-	-	-	-	-	-	-	-	-	-	-	-	-	-
MARIHUANA	-	-	-	-	-	-	-	-	-	-	-	-	-	-	-	-	-
NARCOTICS	12	11	1	-	12	-	1	4	2	5	12	6	6	-	2	1	3
WEAPONS AND FIREARMS	4	4	-	-	4	-	2	-	-	2	4	1	3	-	1	1	1
ESCAPE	4	3	1	-	4	-	1	2	1	-	4	-	4	-	-	-	4
OTHER GENERAL OFFENSES	15	14	1	-	15	-	-	-	5	10	15	4	11	-	11	-	-
IMMIGRATION LAWS	-	-	-	-	-	-	-	-	-	-	-	-	-	-	-	-	-
LIQUOR, INTERNAL REV.	4	4	-	-	4	-	-	2	1	1	4	-	4	-	1	2	1
SELECTIVE SERVICE ACT	-	-	-	-	-	-	-	-	-	-	-	-	-	-	-	-	-
OTHER SPECIAL OFFENSES (FEDERAL STATUTES)	5	4	1	-	5	2	1	-	1	1	5	3	2	-	2	-	-
NORTH CAROLINA WESTERN TOTAL	168	134	34	-	168	17	28	34	22	67	165	34	131	6	78	10	37
HOMICIDE	-	-	-	-	-	-	-	-	-	-	-	-	-	-	-	-	-
ROBBERY	21	21	-	-	21	8	3	3	3	4	21	3	18	-	9	1	8
ASSAULT	6	6	-	-	6	-	1	1	2	2	5	-	5	-	3	1	1
BURGLARY	1	1	-	-	1	1	-	-	-	-	1	-	1	-	-	-	1
LARCENY AND THEFT	37	28	9	-	37	3	6	9	5	14	37	3	34	4	20	2	8
EMBEZZLEMENT	8	4	4	-	8	-	1	-	-	7	7	5	2	-	2	-	-
FRAUD	37	26	11	-	37	1	9	5	5	17	37	15	22	-	10	3	9
AUTO THEFT	12	12	-	-	12	2	1	3	1	5	12	-	12	-	9	2	1
FORGERY, COUNTERFEIT.	25	18	7	-	25	2	6	8	2	7	25	3	22	2	14	1	5
SEX OFFENSES	-	-	-	-	-	-	-	-	-	-	-	-	-	-	-	-	-
MARIHUANA	3	3	-	-	3	-	-	1	1	1	3	1	2	-	2	-	-
NARCOTICS	-	-	-	-	-	-	-	-	-	-	-	-	-	-	-	-	-
WEAPONS AND FIREARMS	2	2	-	-	2	-	-	-	-	2	2	-	2	-	1	-	1
ESCAPE	3	3	-	-	3	-	-	-	2	1	2	-	2	-	1	-	1
OTHER GENERAL OFFENSES	5	4	1	-	5	-	-	-	1	4	5	3	2	-	2	-	-
IMMIGRATION LAWS	-	-	-	-	-	-	-	-	-	-	-	-	-	-	-	-	-
LIQUOR, INTERNAL REV.	3	2	1	-	3	-	-	-	-	3	3	1	2	-	2	-	-
SELECTIVE SERVICE ACT	-	-	-	-	-	-	-	-	-	-	-	-	-	-	-	-	-
OTHER SPECIAL OFFENSES (FEDERAL STATUTES)	5	4	1	-	5	-	1	4	-	-	5	-	5	-	3	-	2

TABLE 4
UNITED STATES DISTRICT COURTS
SEX, AGE, PRIOR CRIMINAL RECORD OF CONVICTED DEFENDANTS *
TWELVE MONTH PERIOD ENDED JUNE 30, 1980

CIRCUIT AND DISTRICT	SEX REPORTED				AGE REPORTED						PRIOR CRIMINAL RECORD DATA REPORTED						
														TYPE OF PRIOR CRIMINAL RECORD			
	TOTAL	MALE	FEMALE	CORPORATION	TOTAL	21 AND UNDER	22 TO 24	25 TO 29	30 TO 34	35 AND OVER	TOTAL	NO PRIOR CRIMINAL RECORD	WITH PRIOR CRIMINAL RECORD	JUVENILE	PROBATION	PRISON 1 YEAR OR LESS	PRISON MORE THAN 1 YEAR
SOUTH CAROLINA TOTAL	310	250	60	-	310	17	39	70	61	123	298	137	161	2	71	23	65
HOMICIDE	2	2	-	-	2	-	-	2	-	-	2	1	1	-	-	-	1
ROBBERY	13	13	-	-	13	2	4	3	1	3	11	4	7	-	3	-	4
ASSAULT	-	-	-	-	-	-	-	-	-	-	-	-	-	-	-	-	-
BURGLARY	1	1	-	-	1	-	-	1	-	-	1	-	1	-	-	1	-
LARCENY AND THEFT	46	38	8	-	46	3	12	16	4	11	46	13	33	-	16	6	12
EMBEZZLEMENT	20	6	14	-	20	2	2	8	1	7	20	19	1	-	1	-	-
FRAUD	53	49	4	-	53	-	1	8	8	36	51	34	17	-	12	1	4
AUTO THEFT	24	22	2	-	24	1	2	2	5	14	23	7	16	-	6	3	7
FORGERY, COUNTERFEIT.	45	33	12	-	45	3	7	13	16	6	43	8	35	1	15	5	14
SEX OFFENSES	-	-	-	-	-	-	-	-	-	-	-	-	-	-	-	-	-
MARIHUANA	44	43	1	-	44	1	4	5	15	19	39	20	19	-	11	2	6
NARCOTICS	5	4	1	-	5	-	-	2	-	3	5	3	2	-	-	1	1
WEAPONS AND FIREARMS	13	13	-	-	13	-	3	3	3	4	13	1	12	-	1	2	9
ESCAPE	3	3	-	-	3	-	-	-	-	3	3	-	3	-	-	-	3
OTHER GENERAL OFFENSES	6	4	2	-	6	2	-	1	1	2	6	3	3	-	1	-	2
IMMIGRATION LAWS	-	-	-	-	-	-	-	-	-	-	-	-	-	-	-	-	-
LIQUOR, INTERNAL REV.	-	-	-	-	-	-	-	-	-	-	-	-	-	-	-	-	-
SELECTIVE SERVICE ACT	-	-	-	-	-	-	-	-	-	-	-	-	-	-	-	-	-
OTHER SPECIAL OFFENSES (FEDERAL STATUTES)	35	19	16	-	35	3	4	6	7	15	35	24	11	1	6	2	2
VIRGINIA EASTERN TOTAL	385	305	80	1	384	45	64	89	64	122	365	151	214	8	109	30	67
HOMICIDE	1	1	-	-	1	-	1	-	-	-	1	-	1	-	-	-	1
ROBBERY	22	21	1	-	22	5	2	5	5	5	21	1	20	1	5	3	11
ASSAULT	10	8	2	-	10	2	2	2	3	1	10	2	8	-	6	1	1
BURGLARY	-	-	-	-	-	-	-	-	-	-	-	-	-	-	-	-	-
LARCENY AND THEFT	108	79	29	-	108	20	22	25	15	26	100	39	61	4	33	9	15
EMBEZZLEMENT	44	22	22	-	44	7	7	9	10	11	43	30	13	-	8	5	-
FRAUD	50	42	8	-	50	-	2	5	6	37	49	32	17	1	9	3	4
AUTO THEFT	7	7	-	-	7	2	3	2	-	-	7	1	6	-	4	-	2
FORGERY, COUNTERFEIT.	13	12	1	-	13	-	-	6	-	7	13	5	8	-	3	2	3
SEX OFFENSES	5	5	-	-	5	-	2	1	-	2	5	-	5	-	3	1	1
MARIHUANA	8	7	1	-	8	4	1	2	1	-	8	4	4	-	4	-	-
NARCOTICS	49	41	8	-	49	-	12	16	13	8	45	20	25	2	15	3	5
WEAPONS AND FIREARMS	15	13	2	-	15	-	-	5	3	7	15	2	13	-	5	1	7
ESCAPE	19	15	4	-	19	3	4	5	4	3	19	1	18	-	4	-	14
OTHER GENERAL OFFENSES	26	25	1	-	26	2	5	5	1	13	21	11	10	-	7	1	2
IMMIGRATION LAWS	-	-	-	-	-	-	-	-	-	-	-	-	-	-	-	-	-
LIQUOR, INTERNAL REV.	-	-	-	-	-	-	-	-	-	-	-	-	-	-	-	-	-
SELECTIVE SERVICE ACT	-	-	-	-	-	-	-	-	-	-	-	-	-	-	-	-	-
OTHER SPECIAL OFFENSES (FEDERAL STATUTES)	9	7	1	1	7	-	1	1	3	2	8	3	5	-	3	1	1
VIRGINIA WESTERN TOTAL	112	90	21	1	110	5	5	27	13	60	109	45	64	-	35	19	10
HOMICIDE	-	-	-	-	-	-	-	-	-	-	-	-	-	-	-	-	-
ROBBERY	1	1	-	-	1	-	-	-	1	-	1	1	-	-	-	-	-
ASSAULT	2	2	-	-	2	-	-	1	-	1	2	-	2	-	2	-	-
BURGLARY	2	2	-	-	2	-	-	1	-	1	2	-	2	-	-	1	1
LARCENY AND THEFT	11	7	4	-	11	-	1	4	2	4	11	3	8	-	6	2	-
EMBEZZLEMENT	19	12	7	-	19	1	-	5	3	11	19	13	6	-	4	1	1
FRAUD	29	25	4	-	29	1	-	3	1	24	29	16	13	-	10	3	-
AUTO THEFT	1	1	-	-	1	-	1	-	-	-	1	-	1	-	-	-	1
FORGERY, COUNTERFEIT.	14	11	3	-	14	2	1	6	2	3	14	3	11	-	7	2	2
SEX OFFENSES	-	-	-	-	-	-	-	-	-	-	-	-	-	-	-	-	-
MARIHUANA	-	-	-	-	-	-	-	-	-	-	-	-	-	-	-	-	-
NARCOTICS	2	1	1	-	2	-	-	1	-	1	2	2	-	-	-	-	-
WEAPONS AND FIREARMS	3	3	-	-	3	-	-	1	-	2	3	-	3	-	1	1	1
ESCAPE	1	1	-	-	1	-	-	-	-	1	1	-	1	-	-	-	1
OTHER GENERAL OFFENSES	4	4	-	-	4	-	1	-	2	1	2	-	2	-	1	-	1
IMMIGRATION LAWS	-	-	-	-	-	-	-	-	-	-	-	-	-	-	-	-	-
LIQUOR, INTERNAL REV.	13	13	-	-	13	1	1	3	1	7	13	2	11	-	1	8	2
SELECTIVE SERVICE ACT	-	-	-	-	-	-	-	-	-	-	-	-	-	-	-	-	-
OTHER SPECIAL OFFENSES (FEDERAL STATUTES)	10	7	2	1	8	-	-	3	1	4	9	5	4	-	3	1	-

TABLE 4
UNITED STATES DISTRICT COURTS
SEX, AGE, PRIOR CRIMINAL RECORD OF CONVICTED DEFENDANTS *
TWELVE MONTH PERIOD ENDED JUNE 30, 1980

CIRCUIT AND DISTRICT	SEX REPORTED				AGE REPORTED						PRIOR CRIMINAL RECORD DATA REPORTED						
														TYPE OF PRIOR CRIMINAL RECORD			
	TOTAL	MALE	FEMALE	CORPORATION	TOTAL	21 AND UNDER	22 TO 24	25 TO 29	30 TO 34	35 AND OVER	TOTAL	NO PRIOR CRIMINAL RECORD	WITH PRIOR CRIMINAL RECORD	JUVENILE	PROBATION	PRISON 1 YEAR OR LESS	PRISON MORE THAN 1 YEAR
WEST VIRGINIA NORTHERN TOTAL	54	50	4	-	54	5	9	3	5	32	54	32	22	1	7	4	10
HOMICIDE	-	-	-	-	-	-	-	-	-	-	-	-	-	-	-	-	-
ROBBERY	-	-	-	-	-	-	-	-	-	-	-	-	-	-	-	-	-
ASSAULT	-	-	-	-	-	-	-	-	-	-	-	-	-	-	-	-	-
BURGLARY	-	-	-	-	-	-	-	-	-	-	-	-	-	-	-	-	-
LARCENY AND THEFT	2	2	-	-	2	-	-	1	-	1	2	-	2	-	1	-	1
EMBEZZLEMENT	-	-	-	-	-	-	-	-	-	-	-	-	-	-	-	-	-
FRAUD	17	15	2	-	17	-	-	-	-	17	17	12	5	1	1	2	1
AUTO THEFT	-	-	-	-	-	-	-	-	-	-	-	-	-	-	-	-	-
FORGERY, COUNTERFEIT.	-	-	-	-	-	-	-	-	-	-	-	-	-	-	-	-	-
SEX OFFENSES	-	-	-	-	-	-	-	-	-	-	-	-	-	-	-	-	-
MARIHUANA	-	-	-	-	-	-	-	-	-	-	-	-	-	-	-	-	-
NARCOTICS	12	11	1	-	12	4	3	-	2	3	12	10	2	-	1	1	-
WEAPONS AND FIREARMS	2	2	-	-	2	-	-	-	1	1	2	-	2	-	1	-	1
ESCAPE	7	7	-	-	7	1	5	1	-	-	7	-	7	-	-	-	7
OTHER GENERAL OFFENSES	10	9	1	-	10	-	-	-	2	8	10	6	4	-	3	1	-
IMMIGRATION LAWS	-	-	-	-	-	-	-	-	-	-	-	-	-	-	-	-	-
LIQUOR, INTERNAL REV.	-	-	-	-	-	-	-	-	-	-	-	-	-	-	-	-	-
SELECTIVE SERVICE ACT	-	-	-	-	-	-	-	-	-	-	-	-	-	-	-	-	-
OTHER SPECIAL OFFENSES (FEDERAL STATUTES)	4	4	-	-	4	-	1	1	-	2	4	4	-	-	-	-	-
WEST VIRGINIA SOUTHERN TOTAL	92	80	10	2	90	7	9	8	16	50	66	35	31	1	17	4	9
HOMICIDE	-	-	-	-	-	-	-	-	-	-	-	-	-	-	-	-	-
ROBBERY	11	10	1	-	11	1	4	2	2	2	8	6	2	1	-	-	1
ASSAULT	-	-	-	-	-	-	-	-	-	-	-	-	-	-	-	-	-
BURGLARY	1	1	-	-	1	-	-	-	1	-	1	-	1	-	-	-	1
LARCENY AND THEFT	13	12	1	-	13	-	1	2	1	9	8	2	6	-	3	1	2
EMBEZZLEMENT	6	2	4	-	6	-	1	3	1	1	6	4	2	-	1	1	-
FRAUD	18	17	1	-	18	-	-	-	3	15	15	13	2	-	2	-	-
AUTO THEFT	-	-	-	-	-	-	-	-	-	-	-	-	-	-	-	-	-
FORGERY, COUNTERFEIT.	7	7	-	-	7	-	2	-	-	5	5	-	5	-	2	1	2
SEX OFFENSES	1	1	-	-	1	-	-	-	1	-	1	-	1	-	1	-	-
MARIHUANA	-	-	-	-	-	-	-	-	-	-	-	-	-	-	-	-	-
NARCOTICS	5	5	-	-	5	-	1	-	1	3	1	1	-	-	-	-	-
WEAPONS AND FIREARMS	11	11	-	-	11	4	-	1	1	5	9	4	5	-	4	-	1
ESCAPE	2	1	1	-	2	-	-	-	1	1	1	-	1	-	1	-	-
OTHER GENERAL OFFENSES	2	2	-	-	2	-	-	-	1	1	1	1	-	-	-	-	-
IMMIGRATION LAWS	-	-	-	-	-	-	-	-	-	-	-	-	-	-	-	-	-
LIQUOR, INTERNAL REV.	-	-	-	-	-	-	-	-	-	-	-	-	-	-	-	-	-
SELECTIVE SERVICE ACT	-	-	-	-	-	-	-	-	-	-	-	-	-	-	-	-	-
OTHER SPECIAL OFFENSES (FEDERAL STATUTES)	15	11	2	2	13	2	-	-	3	8	10	4	6	-	3	1	2
ALABAMA NORTHERN TOTAL	299	230	69	-	293	16	46	68	58	105	291	87	204	4	86	28	86
HOMICIDE	-	-	-	-	-	-	-	-	-	-	-	-	-	-	-	-	-
ROBBERY	16	13	3	-	16	1	2	3	7	3	16	3	13	-	3	1	9
ASSAULT	3	3	-	-	3	-	-	-	1	2	3	-	3	-	3	-	-
BURGLARY	1	1	-	-	1	1	-	-	-	-	1	-	1	1	-	-	-
LARCENY AND THEFT	59	39	20	-	59	2	16	11	11	19	59	17	42	-	18	4	20
EMBEZZLEMENT	7	4	3	-	7	1	-	4	2	-	7	6	1	-	1	-	-
FRAUD	38	33	5	-	37	-	2	2	6	27	37	24	13	-	11	-	2
AUTO THEFT	32	32	-	-	32	1	5	9	6	11	32	3	29	1	7	2	19
FORGERY, COUNTERFEIT.	84	52	32	-	84	10	16	29	16	13	84	16	68	2	31	16	20
SEX OFFENSES	2	1	1	-	2	-	-	1	-	1	2	-	2	-	-	1	1
MARIHUANA	-	-	-	-	-	-	-	-	-	-	-	-	-	-	-	-	-
NARCOTICS	15	14	1	-	15	-	1	3	3	8	15	8	7	-	4	-	3
WEAPONS AND FIREARMS	13	13	-	-	13	-	1	2	1	9	13	5	8	-	2	1	5
ESCAPE	1	1	-	-	1	-	-	-	-	1	1	-	1	-	-	-	1
OTHER GENERAL OFFENSES	14	12	2	-	10	-	-	2	3	5	8	3	5	-	2	-	3
IMMIGRATION LAWS	-	-	-	-	-	-	-	-	-	-	-	-	-	-	-	-	-
LIQUOR, INTERNAL REV.	2	2	-	-	2	-	2	-	-	-	2	-	2	-	2	-	-
SELECTIVE SERVICE ACT	-	-	-	-	-	-	-	-	-	-	-	-	-	-	-	-	-
OTHER SPECIAL OFFENSES (FEDERAL STATUTES)	12	10	2	-	11	-	1	2	2	6	11	2	9	-	2	4	3

TABLE 4
UNITED STATES DISTRICT COURTS
SEX, AGE, PRIOR CRIMINAL RECORD OF CONVICTED DEFENDANTS *
TWELVE MONTH PERIOD ENDED JUNE 30, 1980

CIRCUIT AND DISTRICT	SEX REPORTED				AGE REPORTED						PRIOR CRIMINAL RECORD DATA REPORTED						
														TYPE OF PRIOR CRIMINAL RECORD			
	TOTAL	MALE	FEMALE	CORPORATION	TOTAL	21 AND UNDER	22 TO 24	25 TO 29	30 TO 34	35 AND OVER	TOTAL	NO PRIOR CRIMINAL RECORD	WITH PRIOR CRIMINAL RECORD	JUVENILE	PROBATION	PRISON 1 YEAR OR LESS	PRISON MORE THAN 1 YEAR
ALABAMA MIDDLE TOTAL	112	79	33	-	112	8	8	10	17	69	110	66	44	-	31	-	13
HOMICIDE	-	-	-	-	-	-	-	-	-	-	-	-	-	-	-	-	-
ROBBERY	2	2	-	-	2	1	-	-	1	-	2	-	2	-	-	-	2
ASSAULT	-	-	-	-	-	-	-	-	-	-	-	-	-	-	-	-	-
BURGLARY	-	-	-	-	-	-	-	-	-	-	-	-	-	-	-	-	-
LARCENY AND THEFT	11	4	7	-	11	4	2	2	1	2	11	6	5	-	4	-	1
EMBEZZLEMENT	15	7	8	-	15	-	2	2	2	9	15	13	2	-	2	-	-
FRAUD	28	19	9	-	28	1	1	2	6	18	27	18	9	-	7	-	2
AUTO THEFT	2	2	-	-	2	-	-	-	2	-	2	-	2	-	2	-	-
FORGERY, COUNTERFEIT.	4	3	1	-	4	2	1	-	1	-	4	1	3	-	2	-	1
SEX OFFENSES	-	-	-	-	-	-	-	-	-	-	-	-	-	-	-	-	-
MARIHUANA	10	10	-	-	10	-	1	-	2	7	9	6	3	-	3	-	-
NARCOTICS	2	1	1	-	2	-	-	-	1	1	2	-	2	-	1	-	1
WEAPONS AND FIREARMS	4	4	-	-	4	-	-	-	1	3	4	1	3	-	2	-	1
ESCAPE	5	4	1	-	5	-	1	1	-	3	5	-	5	-	-	-	5
OTHER GENERAL OFFENSES	9	9	-	-	9	-	-	-	-	9	9	9	-	-	-	-	-
IMMIGRATION LAWS	-	-	-	-	-	-	-	-	-	-	-	-	-	-	-	-	-
LIQUOR, INTERNAL REV.	-	-	-	-	-	-	-	-	-	-	-	-	-	-	-	-	-
SELECTIVE SERVICE ACT	-	-	-	-	-	-	-	-	-	-	-	-	-	-	-	-	-
OTHER SPECIAL OFFENSES (FEDERAL STATUTES)	20	14	6	-	20	-	-	3	-	17	20	12	8	-	8	-	-
ALABAMA SOUTHERN TOTAL	87	74	13	-	87	4	13	13	19	38	85	31	54	-	26	11	17
HOMICIDE	-	-	-	-	-	-	-	-	-	-	-	-	-	-	-	-	-
ROBBERY	6	6	-	-	6	1	2	1	1	1	5	-	5	-	2	2	1
ASSAULT	1	1	-	-	1	-	-	-	-	1	1	-	1	-	1	-	-
BURGLARY	-	-	-	-	-	-	-	-	-	-	-	-	-	-	-	-	-
LARCENY AND THEFT	5	4	1	-	5	-	4	1	-	-	5	3	2	-	1	-	1
EMBEZZLEMENT	5	3	2	-	5	-	1	-	2	2	5	4	1	-	-	-	1
FRAUD	19	15	4	-	19	-	-	1	3	15	18	10	8	-	6	1	1
AUTO THEFT	2	2	-	-	2	-	-	1	-	1	2	-	2	-	-	-	2
FORGERY, COUNTERFEIT.	13	11	2	-	13	2	3	5	2	1	13	3	10	-	5	2	3
SEX OFFENSES	-	-	-	-	-	-	-	-	-	-	-	-	-	-	-	-	-
MARIHUANA	20	19	1	-	20	-	2	2	5	11	20	8	12	-	3	4	5
NARCOTICS	6	3	3	-	6	-	-	-	3	3	6	-	6	-	2	2	2
WEAPONS AND FIREARMS	7	7	-	-	7	-	1	1	2	3	7	1	6	-	5	-	1
ESCAPE	-	-	-	-	-	-	-	-	-	-	-	-	-	-	-	-	-
OTHER GENERAL OFFENSES	-	-	-	-	-	-	-	-	-	-	-	-	-	-	-	-	-
IMMIGRATION LAWS	-	-	-	-	-	-	-	-	-	-	-	-	-	-	-	-	-
LIQUOR, INTERNAL REV.	-	-	-	-	-	-	-	-	-	-	-	-	-	-	-	-	-
SELECTIVE SERVICE ACT	-	-	-	-	-	-	-	-	-	-	-	-	-	-	-	-	-
OTHER SPECIAL OFFENSES (FEDERAL STATUTES)	3	3	-	-	3	1	-	1	1	-	3	2	1	-	1	-	-
FLORIDA NORTHERN TOTAL	73	57	16	-	73	5	9	21	17	21	72	26	46	-	17	6	23
HOMICIDE	-	-	-	-	-	-	-	-	-	-	-	-	-	-	-	-	-
ROBBERY	3	2	1	-	3	1	-	1	1	-	3	2	1	-	-	-	1
ASSAULT	1	1	-	-	1	-	1	-	-	-	1	1	-	-	-	-	-
BURGLARY	-	-	-	-	-	-	-	-	-	-	-	-	-	-	-	-	-
LARCENY AND THEFT	18	15	3	-	18	-	2	5	6	5	18	1	17	-	5	3	9
EMBEZZLEMENT	8	3	5	-	8	2	1	2	2	1	8	6	2	-	2	-	-
FRAUD	11	8	3	-	11	-	-	1	1	9	10	7	3	-	1	-	2
AUTO THEFT	1	1	-	-	1	-	1	-	-	-	1	-	1	-	-	-	1
FORGERY, COUNTERFEIT.	12	9	3	-	12	2	-	7	2	1	12	3	9	-	5	2	2
SEX OFFENSES	-	-	-	-	-	-	-	-	-	-	-	-	-	-	-	-	-
MARIHUANA	4	4	-	-	4	-	1	-	1	2	4	3	1	-	1	-	-
NARCOTICS	5	4	1	-	5	-	2	2	-	1	5	1	4	-	2	1	1
WEAPONS AND FIREARMS	1	1	-	-	1	-	-	-	-	1	1	1	-	-	-	-	-
ESCAPE	7	7	-	-	7	-	-	2	4	1	7	1	6	-	-	-	6
OTHER GENERAL OFFENSES	2	2	-	-	2	-	1	1	-	-	2	-	2	-	1	-	1
IMMIGRATION LAWS	-	-	-	-	-	-	-	-	-	-	-	-	-	-	-	-	-
LIQUOR, INTERNAL REV.	-	-	-	-	-	-	-	-	-	-	-	-	-	-	-	-	-
SELECTIVE SERVICE ACT	-	-	-	-	-	-	-	-	-	-	-	-	-	-	-	-	-
OTHER SPECIAL OFFENSES (FEDERAL STATUTES)	-	-	-	-	-	-	-	-	-	-	-	-	-	-	-	-	-

TABLE 4
UNITED STATES DISTRICT COURTS
SEX, AGE, PRIOR CRIMINAL RECORD OF CONVICTED DEFENDANTS *
TWELVE MONTH PERIOD ENDED JUNE 30, 1980

CIRCUIT AND DISTRICT	SEX REPORTED				AGE REPORTED						PRIOR CRIMINAL RECORD DATA REPORTED						
														TYPE OF PRIOR CRIMINAL RECORD			
	TOTAL	MALE	FEMALE	CORPORATION	TOTAL	21 AND UNDER	22 TO 24	25 TO 29	30 TO 34	35 AND OVER	TOTAL	NO PRIOR CRIMINAL RECORD	WITH PRIOR CRIMINAL RECORD	JUVENILE	PROBATION	PRISON 1 YEAR OR LESS	PRISON MORE THAN 1 YEAR
FLORIDA MIDDLE TOTAL	296	232	64	-	295	14	40	56	50	135	284	161	123	1	80	24	38
HOMICIDE	-	-	-	-	-	-	-	-	-	-	-	-	-	-	-	-	-
ROBBERY	11	10	1	-	11	-	3	4	1	3	11	-	11	-	3	2	6
ASSAULT	1	1	-	-	1	-	-	-	-	1	1	-	1	-	-	1	-
BURGLARY	-	-	-	-	-	-	-	-	-	-	-	-	-	-	-	-	-
LARCENY AND THEFT	24	13	11	-	24	2	5	8	4	5	24	8	16	1	8	3	4
EMBEZZLEMENT	21	10	11	-	21	2	5	3	5	6	21	18	3	-	3	-	-
FRAUD	50	42	8	-	50	-	3	5	6	36	49	35	14	-	9	2	3
AUTO THEFT	2	1	1	-	2	-	-	-	-	2	2	-	2	-	2	-	-
FORGERY, COUNTERFEIT.	45	36	9	-	45	3	6	15	8	13	45	16	29	-	11	8	10
SEX OFFENSES	-	-	-	-	-	-	-	-	-	-	-	-	-	-	-	-	-
MARIHUANA	34	33	1	-	34	-	5	9	5	15	28	21	7	-	5	2	-
NARCOTICS	30	28	2	-	30	3	6	6	9	6	28	18	10	-	5	2	3
WEAPONS AND FIREARMS	10	10	-	-	10	-	-	1	4	5	10	4	6	-	3	-	3
ESCAPE	3	2	1	-	3	1	-	-	-	2	2	1	1	-	-	-	1
OTHER GENERAL OFFENSES	3	3	-	-	2	-	-	-	-	2	2	1	1	-	1	-	-
IMMIGRATION LAWS	5	5	-	-	5	-	1	1	3	-	4	2	2	-	-	-	2
LIQUOR, INTERNAL REV.	-	-	-	-	-	-	-	-	-	-	-	-	-	-	-	-	-
SELECTIVE SERVICE ACT	-	-	-	-	-	-	-	-	-	-	-	-	-	-	-	-	-
OTHER SPECIAL OFFENSES (FEDERAL STATUTES)	57	38	19	-	57	3	6	4	5	39	57	37	20	-	10	4	6
FLORIDA SOUTHERN TOTAL	569	482	87	-	561	31	54	110	101	265	539	348	191	4	90	36	61
HOMICIDE	-	-	-	-	-	-	-	-	-	-	-	-	-	-	-	-	-
ROBBERY	9	9	-	-	9	1	1	4	-	3	9	2	7	1	1	-	5
ASSAULT	1	1	-	-	1	-	-	1	-	-	1	-	1	-	-	-	1
BURGLARY	-	-	-	-	-	-	-	-	-	-	-	-	-	-	-	-	-
LARCENY AND THEFT	24	20	4	-	24	1	2	4	7	10	24	11	13	-	5	3	5
EMBEZZLEMENT	22	13	9	-	22	5	4	6	4	3	20	18	2	-	2	-	-
FRAUD	65	58	7	-	64	1	1	2	8	52	60	44	16	-	12	2	2
AUTO THEFT	-	-	-	-	-	-	-	-	-	-	-	-	-	-	-	-	-
FORGERY, COUNTERFEIT.	63	55	8	-	63	4	5	11	13	30	63	30	33	2	12	7	12
SEX OFFENSES	-	-	-	-	-	-	-	-	-	-	-	-	-	-	-	-	-
MARIHUANA	90	79	11	-	90	3	6	20	16	45	89	64	25	1	12	5	7
NARCOTICS	184	146	38	-	183	8	25	45	38	67	179	120	59	-	32	7	20
WEAPONS AND FIREARMS	12	12	-	-	12	-	-	-	3	9	11	8	3	-	2	1	-
ESCAPE	2	2	-	-	2	-	-	-	-	2	2	-	2	-	-	1	1
OTHER GENERAL OFFENSES	16	15	1	-	16	-	-	-	-	16	16	12	4	-	-	2	2
IMMIGRATION LAWS	45	43	2	-	40	2	9	10	7	12	33	15	18	-	6	7	5
LIQUOR, INTERNAL REV.	-	-	-	-	-	-	-	-	-	-	-	-	-	-	-	-	-
SELECTIVE SERVICE ACT	-	-	-	-	-	-	-	-	-	-	-	-	-	-	-	-	-
OTHER SPECIAL OFFENSES (FEDERAL STATUTES)	36	29	7	-	35	6	1	7	5	16	32	24	8	-	6	1	1
GEORGIA NORTHERN TOTAL	256	215	41	-	252	8	13	40	57	134	245	100	145	1	74	17	53
HOMICIDE	1	1	-	-	1	-	-	1	-	-	1	-	1	-	-	-	1
ROBBERY	5	5	-	-	5	-	1	1	3	-	5	2	3	-	1	-	2
ASSAULT	4	4	-	-	4	1	-	1	1	1	4	1	3	-	-	-	3
BURGLARY	-	-	-	-	-	-	-	-	-	-	-	-	-	-	-	-	-
LARCENY AND THEFT	11	10	1	-	10	-	-	3	3	4	11	3	8	-	4	2	2
EMBEZZLEMENT	17	10	7	-	17	1	2	2	7	5	17	12	5	-	3	1	1
FRAUD	86	69	17	-	86	1	2	8	23	52	80	46	34	-	22	5	7
AUTO THEFT	15	12	3	-	15	2	-	1	3	9	15	2	13	1	6	-	6
FORGERY, COUNTERFEIT.	28	23	5	-	28	2	2	6	4	14	27	7	20	-	11	3	6
SEX OFFENSES	1	1	-	-	1	-	-	1	-	-	1	-	1	-	1	-	-
MARIHUANA	2	2	-	-	2	-	-	-	-	2	2	-	2	-	-	1	1
NARCOTICS	34	30	4	-	34	1	5	8	7	13	34	11	23	-	12	3	8
WEAPONS AND FIREARMS	18	18	-	-	18	-	1	2	4	11	16	1	15	-	5	2	8
ESCAPE	8	7	1	-	6	-	-	2	1	3	7	-	7	-	-	-	7
OTHER GENERAL OFFENSES	9	8	1	-	9	-	-	3	-	6	10	6	4	-	3	-	1
IMMIGRATION LAWS	1	1	-	-	-	-	-	-	-	-	-	-	-	-	-	-	-
LIQUOR, INTERNAL REV.	-	-	-	-	-	-	-	-	-	-	-	-	-	-	-	-	-
SELECTIVE SERVICE ACT	-	-	-	-	-	-	-	-	-	-	-	-	-	-	-	-	-
OTHER SPECIAL OFFENSES (FEDERAL STATUTES)	16	14	2	-	16	-	-	1	1	14	15	9	6	-	6	-	-

TABLE 4
UNITED STATES DISTRICT COURTS
SEX, AGE, PRIOR CRIMINAL RECORD OF CONVICTED DEFENDANTS *
TWELVE MONTH PERIOD ENDED JUNE 30, 1980

CIRCUIT AND DISTRICT	SEX REPORTED				AGE REPORTED						PRIOR CRIMINAL RECORD DATA REPORTED						
														TYPE OF PRIOR CRIMINAL RECORD			
	TOTAL	MALE	FEMALE	CORPORATION	TOTAL	21 AND UNDER	22 TO 24	25 TO 29	30 TO 34	35 AND OVER	TOTAL	NO PRIOR CRIMINAL RECORD	WITH PRIOR CRIMINAL RECORD	JUVENILE	PROBATION	PRISON 1 YEAR OR LESS	PRISON MORE THAN 1 YEAR
GEORGIA MIDDLE TOTAL	87	74	13	-	86	3	11	15	11	46	85	34	51	3	31	3	14
HOMICIDE	-	-	-	-	-	-	-	-	-	-	-	-	-	-	-	-	-
ROBBERY	5	4	1	-	5	-	1	2	1	1	5	1	4	-	-	-	4
ASSAULT	4	3	1	-	3	-	-	1	1	1	3	1	2	-	1	-	1
BURGLARY	-	-	-	-	-	-	-	-	-	-	-	-	-	-	-	-	-
LARCENY AND THEFT	12	10	2	-	12	2	2	2	1	5	12	5	7	2	5	-	-
EMBEZZLEMENT	2	1	1	-	2	-	-	1	-	1	2	2	-	-	-	-	-
FRAUD	16	13	3	-	16	-	1	3	3	9	16	11	5	-	4	-	1
AUTO THEFT	-	-	-	-	-	-	-	-	-	-	-	-	-	-	-	-	-
FORGERY, COUNTERFEIT.	8	5	3	-	8	-	4	1	1	2	8	2	6	-	5	-	1
SEX OFFENSES	-	-	-	-	-	-	-	-	-	-	-	-	-	-	-	-	-
MARIHUANA	10	9	1	-	10	1	1	1	2	5	9	4	5	1	2	-	2
NARCOTICS	12	11	1	-	12	-	-	2	-	10	12	3	9	-	6	2	1
WEAPONS AND FIREARMS	6	6	-	-	6	-	-	-	1	5	6	-	6	-	2	1	3
ESCAPE	-	-	-	-	-	-	-	-	-	-	-	-	-	-	-	-	-
OTHER GENERAL OFFENSES	6	6	-	-	6	-	-	2	-	4	6	2	4	-	3	-	1
IMMIGRATION LAWS	-	-	-	-	-	-	-	-	-	-	-	-	-	-	-	-	-
LIQUOR, INTERNAL REV.	-	-	-	-	-	-	-	-	-	-	-	-	-	-	-	-	-
SELECTIVE SERVICE ACT	-	-	-	-	-	-	-	-	-	-	-	-	-	-	-	-	-
OTHER SPECIAL OFFENSES (FEDERAL STATUTES)	6	6	-	-	6	-	2	-	1	3	6	3	3	-	3	-	-
GEORGIA SOUTHERN TOTAL	94	80	14	-	92	7	7	17	27	34	82	45	37	-	18	5	14
HOMICIDE	-	-	-	-	-	-	-	-	-	-	-	-	-	-	-	-	-
ROBBERY	3	3	-	-	3	3	-	-	-	-	3	2	1	-	-	-	1
ASSAULT	1	-	1	-	1	-	-	-	1	-	1	-	1	-	1	-	-
BURGLARY	-	-	-	-	-	-	-	-	-	-	-	-	-	-	-	-	-
LARCENY AND THEFT	12	6	6	-	12	2	2	2	4	2	12	4	8	-	3	3	2
EMBEZZLEMENT	10	8	2	-	10	-	-	-	2	8	10	9	1	-	1	-	-
FRAUD	15	14	1	-	15	-	-	1	5	9	15	14	1	-	-	-	1
AUTO THEFT	4	4	-	-	4	-	2	1	1	-	4	2	2	-	-	-	2
FORGERY, COUNTERFEIT.	5	5	-	-	5	-	1	2	2	-	4	-	4	-	1	1	2
SEX OFFENSES	-	-	-	-	-	-	-	-	-	-	-	-	-	-	-	-	-
MARIHUANA	20	20	-	-	20	-	2	8	6	4	14	6	8	-	6	1	1
NARCOTICS	7	5	2	-	7	-	-	-	4	3	6	5	1	-	1	-	-
WEAPONS AND FIREARMS	7	6	1	-	7	-	-	1	2	4	7	3	4	-	1	-	3
ESCAPE	-	-	-	-	-	-	-	-	-	-	-	-	-	-	-	-	-
OTHER GENERAL OFFENSES	7	6	1	-	5	2	-	2	-	1	5	-	5	-	3	-	2
IMMIGRATION LAWS	-	-	-	-	-	-	-	-	-	-	-	-	-	-	-	-	-
LIQUOR, INTERNAL REV.	-	-	-	-	-	-	-	-	-	-	-	-	-	-	-	-	-
SELECTIVE SERVICE ACT	-	-	-	-	-	-	-	-	-	-	-	-	-	-	-	-	-
OTHER SPECIAL OFFENSES (FEDERAL STATUTES)	3	3	-	-	3	-	-	-	-	3	1	-	1	-	1	-	-
LOUISIANA EASTERN TOTAL	248	182	66	-	246	16	33	68	32	97	233	107	126	6	70	18	32
HOMICIDE	-	-	-	-	-	-	-	-	-	-	-	-	-	-	-	-	-
ROBBERY	9	8	1	-	9	-	-	4	-	5	9	3	6	-	4	-	2
ASSAULT	-	-	-	-	-	-	-	-	-	-	-	-	-	-	-	-	-
BURGLARY	-	-	-	-	-	-	-	-	-	-	-	-	-	-	-	-	-
LARCENY AND THEFT	57	33	24	-	57	6	10	22	6	13	56	9	47	2	22	8	10
EMBEZZLEMENT	18	12	6	-	18	-	1	9	2	6	18	13	5	-	5	-	-
FRAUD	31	26	5	-	31	-	3	3	3	22	30	20	10	1	5	2	2
AUTO THEFT	-	-	-	-	-	-	-	-	-	-	-	-	-	-	-	-	-
FORGERY, COUNTERFEIT.	13	7	6	-	13	2	3	5	-	3	13	3	10	-	5	1	4
SEX OFFENSES	-	-	-	-	-	-	-	-	-	-	-	-	-	-	-	-	-
MARIHUANA	20	20	-	-	20	-	2	6	3	9	20	13	7	-	5	2	-
NARCOTICS	33	27	6	-	33	4	5	8	7	9	32	12	20	2	10	1	7
WEAPONS AND FIREARMS	9	9	-	-	9	-	-	4	2	3	9	2	7	-	4	3	-
ESCAPE	3	1	2	-	3	-	-	2	-	1	3	-	3	-	2	-	1
OTHER GENERAL OFFENSES	15	14	1	-	15	-	1	1	2	11	14	7	7	1	4	1	1
IMMIGRATION LAWS	18	10	8	-	17	2	3	3	4	5	12	12	-	-	-	-	-
LIQUOR, INTERNAL REV.	-	-	-	-	-	-	-	-	-	-	-	-	-	-	-	-	-
SELECTIVE SERVICE ACT	-	-	-	-	-	-	-	-	-	-	-	-	-	-	-	-	-
OTHER SPECIAL OFFENSES (FEDERAL STATUTES)	22	15	7	-	21	2	5	1	3	10	17	13	4	-	4	-	-

TABLE 4
UNITED STATES DISTRICT COURTS
SEX, AGE, PRIOR CRIMINAL RECORD OF CONVICTED DEFENDANTS *
TWELVE MONTH PERIOD ENDED JUNE 30, 1980

CIRCUIT AND DISTRICT	SEX REPORTED				AGE REPORTED						PRIOR CRIMINAL RECORD DATA REPORTED						
														TYPE OF PRIOR CRIMINAL RECORD			
	TOTAL	MALE	FEMALE	CORPORATION	TOTAL	21 AND UNDER	22 TO 24	25 TO 29	30 TO 34	35 AND OVER	TOTAL	NO PRIOR CRIMINAL RECORD	WITH PRIOR CRIMINAL RECORD	JUVENILE	PROBATION	PRISON 1 YEAR OR LESS	PRISON MORE THAN 1 YEAR
LOUISIANA MIDDLE TOTAL	41	34	7	-	41	3	7	5	9	17	37	27	10	-	9	1	-
HOMICIDE	-	-	-	-	-	-	-	-	-	-	-	-	-	-	-	-	-
ROBBERY	-	-	-	-	-	-	-	-	-	-	-	-	-	-	-	-	-
ASSAULT	-	-	-	-	-	-	-	-	-	-	-	-	-	-	-	-	-
BURGLARY	-	-	-	-	-	-	-	-	-	-	-	-	-	-	-	-	-
LARCENY AND THEFT	7	5	2	-	7	-	2	1	2	2	7	4	3	-	2	-	-
EMBEZZLEMENT	10	5	5	-	10	2	1	1	1	5	9	7	2	-	2	-	-
FRAUD	9	9	-	-	9	-	1	2	2	4	9	7	2	-	2	-	-
AUTO THEFT	1	1	-	-	1	-	1	-	-	-	1	-	1	-	-	1	-
FORGERY, COUNTERFEIT.	1	1	-	-	1	-	-	-	1	-	-	-	-	-	-	-	-
SEX OFFENSES	-	-	-	-	-	-	-	-	-	-	-	-	-	-	-	-	-
MARIHUANA	3	3	-	-	3	-	-	1	2	-	2	2	-	-	-	-	-
NARCOTICS	2	2	-	-	2	-	2	-	-	-	2	2	-	-	-	-	-
WEAPONS AND FIREARMS	1	1	-	-	1	1	-	-	-	-	1	1	-	-	-	-	-
ESCAPE	-	-	-	-	-	-	-	-	-	-	-	-	-	-	-	-	-
OTHER GENERAL OFFENSES	4	4	-	-	4	-	-	-	1	3	4	3	1	-	1	-	-
IMMIGRATION LAWS	1	1	-	-	1	-	-	-	-	1	-	-	-	-	-	-	-
LIQUOR, INTERNAL REV.	-	-	-	-	-	-	-	-	-	-	-	-	-	-	-	-	-
SELECTIVE SERVICE ACT	-	-	-	-	-	-	-	-	-	-	-	-	-	-	-	-	-
OTHER SPECIAL OFFENSES (FEDERAL STATUTES)	2	2	-	-	2	-	-	-	-	2	2	1	1	-	1	-	-
LOUISIANA WESTERN TOTAL	134	109	25	-	133	10	17	24	20	62	131	78	53	1	30	5	17
HOMICIDE	1	-	1	-	1	-	-	1	-	-	1	1	-	-	-	-	-
ROBBERY	-	-	-	-	-	-	-	-	-	-	-	-	-	-	-	-	-
ASSAULT	1	1	-	-	1	1	-	-	-	-	1	-	1	-	1	-	-
BURGLARY	1	1	-	-	1	-	1	-	-	-	1	-	1	-	-	-	1
LARCENY AND THEFT	24	23	1	-	23	3	7	5	5	3	24	13	11	-	8	1	2
EMBEZZLEMENT	15	8	7	-	15	-	1	5	3	6	14	12	2	-	2	-	-
FRAUD	17	16	1	-	17	-	-	2	5	10	16	10	6	-	2	1	3
AUTO THEFT	5	5	-	-	5	-	2	1	-	2	5	1	4	-	1	-	3
FORGERY, COUNTERFEIT.	16	11	5	-	16	3	3	2	1	7	16	9	7	1	2	1	3
SEX OFFENSES	-	-	-	-	-	-	-	-	-	-	-	-	-	-	-	-	-
MARIHUANA	3	3	-	-	3	-	-	1	1	1	3	-	3	-	1	-	2
NARCOTICS	4	2	2	-	4	1	2	1	-	-	4	3	1	-	1	-	-
WEAPONS AND FIREARMS	4	4	-	-	4	1	1	1	-	1	4	1	3	-	1	1	1
ESCAPE	8	5	3	-	8	-	-	1	2	5	7	4	3	-	2	-	1
OTHER GENERAL OFFENSES	5	5	-	-	5	1	-	2	-	2	5	2	3	-	2	1	-
IMMIGRATION LAWS	-	-	-	-	-	-	-	-	-	-	-	-	-	-	-	-	-
LIQUOR, INTERNAL REV.	-	-	-	-	-	-	-	-	-	-	-	-	-	-	-	-	-
SELECTIVE SERVICE ACT	-	-	-	-	-	-	-	-	-	-	-	-	-	-	-	-	-
OTHER SPECIAL OFFENSES (FEDERAL STATUTES)	30	25	5	-	30	-	-	2	3	25	30	22	8	-	7	-	1
MISSISSIPPI NORTHERN TOTAL	34	26	6	2	32	2	2	6	6	16	32	16	16	-	9	2	5
HOMICIDE	-	-	-	-	-	-	-	-	-	-	-	-	-	-	-	-	-
ROBBERY	5	5	-	-	5	-	-	1	3	1	5	1	4	-	3	1	-
ASSAULT	1	1	-	-	1	-	-	-	-	1	1	1	-	-	-	-	-
BURGLARY	-	-	-	-	-	-	-	-	-	-	-	-	-	-	-	-	-
LARCENY AND THEFT	2	2	-	-	2	1	-	-	-	1	2	1	1	-	1	-	-
EMBEZZLEMENT	1	-	1	-	1	-	-	1	-	-	1	1	-	-	-	-	-
FRAUD	12	10	-	2	10	-	-	-	1	9	11	9	2	-	2	-	-
AUTO THEFT	-	-	-	-	-	-	-	-	-	-	-	-	-	-	-	-	-
FORGERY, COUNTERFEIT.	10	6	4	-	10	1	2	4	2	1	9	2	7	-	2	1	4
SEX OFFENSES	-	-	-	-	-	-	-	-	-	-	-	-	-	-	-	-	-
MARIHUANA	-	-	-	-	-	-	-	-	-	-	-	-	-	-	-	-	-
NARCOTICS	-	-	-	-	-	-	-	-	-	-	-	-	-	-	-	-	-
WEAPONS AND FIREARMS	2	1	1	-	2	-	-	-	-	2	2	1	1	-	-	-	1
ESCAPE	-	-	-	-	-	-	-	-	-	-	-	-	-	-	-	-	-
OTHER GENERAL OFFENSES	-	-	-	-	-	-	-	-	-	-	-	-	-	-	-	-	-
IMMIGRATION LAWS	-	-	-	-	-	-	-	-	-	-	-	-	-	-	-	-	-
LIQUOR, INTERNAL REV.	-	-	-	-	-	-	-	-	-	-	-	-	-	-	-	-	-
SELECTIVE SERVICE ACT	-	-	-	-	-	-	-	-	-	-	-	-	-	-	-	-	-
OTHER SPECIAL OFFENSES (FEDERAL STATUTES)	1	1	-	-	1	-	-	-	-	1	1	-	1	-	1	-	-

TABLE 4
UNITED STATES DISTRICT COURTS
SEX, AGE, PRIOR CRIMINAL RECORD OF CONVICTED DEFENDANTS *
TWELVE MONTH PERIOD ENDED JUNE 30, 1980

CIRCUIT AND DISTRICT	SEX REPORTED				AGE REPORTED						PRIOR CRIMINAL RECORD DATA REPORTED						
														TYPE OF PRIOR CRIMINAL RECORD			
	TOTAL	MALE	FEMALE	CORPORATION	TOTAL	21 AND UNDER	22 TO 24	25 TO 29	30 TO 34	35 AND OVER	TOTAL	NO PRIOR CRIMINAL RECORD	WITH PRIOR CRIMINAL RECORD	JUVENILE	PROBATION	PRISON 1 YEAR OR LESS	PRISON MORE THAN 1 YEAR
MISSISSIPPI SOUTHERN TOTAL	58	45	12	1	57	7	7	8	3	32	57	40	17	1	11	4	1
HOMICIDE	-	-	-	-	-	-	-	-	-	-	-	-	-	-	-	-	-
ROBBERY	-	-	-	-	-	-	-	-	-	-	-	-	-	-	-	-	-
ASSAULT	1	1	-	-	1	1	-	-	-	-	1	-	1	-	1	-	-
BURGLARY	-	-	-	-	-	-	-	-	-	-	-	-	-	-	-	-	-
LARCENY AND THEFT	15	11	4	-	15	5	6	2	1	1	14	8	6	-	5	-	1
EMBEZZLEMENT	5	5	-	-	5	-	-	1	2	2	5	3	2	-	1	1	-
FRAUD	19	16	3	-	19	-	-	2	1	16	19	18	1	-	1	-	-
AUTO THEFT	-	-	-	-	-	-	-	-	-	-	-	-	-	-	-	-	-
FORGERY, COUNTERFEIT.	6	4	2	-	6	1	-	1	1	3	6	4	2	-	1	1	-
SEX OFFENSES	-	-	-	-	-	-	-	-	-	-	-	-	-	-	-	-	-
MARIHUANA	-	-	-	-	-	-	-	-	-	-	-	-	-	-	-	-	-
NARCOTICS	1	1	-	-	1	-	-	1	-	-	1	1	-	-	-	-	-
WEAPONS AND FIREARMS	1	1	-	-	1	-	-	-	-	1	1	-	1	-	1	-	-
ESCAPE	-	-	-	-	-	-	-	-	-	-	-	-	-	-	-	-	-
OTHER GENERAL OFFENSES	3	2	1	-	3	-	-	-	2	1	3	-	3	-	1	2	-
IMMIGRATION LAWS	-	-	-	-	-	-	-	-	-	-	-	-	-	-	-	-	-
LIQUOR, INTERNAL REV.	-	-	-	-	-	-	-	-	-	-	-	-	-	-	-	-	-
SELECTIVE SERVICE ACT	-	-	-	-	-	-	-	-	-	-	-	-	-	-	-	-	-
OTHER SPECIAL OFFENSES (FEDERAL STATUTES)	7	4	2	1	6	-	1	1	1	3	7	6	1	1	-	-	-
TEXAS NORTHERN TOTAL	394	301	93	-	394	15	49	102	77	151	236	1	235	7	101	41	86
HOMICIDE	-	-	-	-	-	-	-	-	-	-	-	-	-	-	-	-	-
ROBBERY	15	13	2	-	15	1	4	4	3	3	10	-	10	1	2	2	5
ASSAULT	1	1	-	-	1	-	-	-	-	1	1	-	1	1	-	-	-
BURGLARY	-	-	-	-	-	-	-	-	-	-	-	-	-	-	-	-	-
LARCENY AND THEFT	65	38	27	-	65	5	6	17	11	26	31	-	31	1	17	5	8
EMBEZZLEMENT	26	14	12	-	26	-	3	11	7	5	5	-	5	-	3	2	-
FRAUD	76	61	15	-	76	-	6	8	8	54	40	1	39	-	21	8	10
AUTO THEFT	5	5	-	-	5	-	-	-	2	3	5	-	5	-	3	1	1
FORGERY, COUNTERFEIT.	55	37	18	-	55	3	8	19	12	13	41	-	41	1	16	10	14
SEX OFFENSES	-	-	-	-	-	-	-	-	-	-	-	-	-	-	-	-	-
MARIHUANA	22	16	6	-	22	-	2	8	7	5	19	-	19	1	3	3	12
NARCOTICS	54	50	4	-	54	1	6	22	10	15	28	-	28	1	18	5	4
WEAPONS AND FIREARMS	10	10	-	-	10	-	4	2	3	1	8	-	8	-	3	1	4
ESCAPE	25	20	5	-	25	-	3	3	9	10	25	-	25	-	2	-	23
OTHER GENERAL OFFENSES	10	10	-	-	10	1	1	-	2	6	6	-	6	-	3	1	2
IMMIGRATION LAWS	16	16	-	-	16	3	2	3	3	5	9	-	9	1	6	2	-
LIQUOR, INTERNAL REV.	-	-	-	-	-	-	-	-	-	-	-	-	-	-	-	-	-
SELECTIVE SERVICE ACT	-	-	-	-	-	-	-	-	-	-	-	-	-	-	-	-	-
OTHER SPECIAL OFFENSES (FEDERAL STATUTES)	14	10	4	-	14	1	4	5	-	4	8	-	8	-	4	1	3
TEXAS EASTERN TOTAL	149	109	40	-	145	7	12	38	25	63	74	-	74	-	47	3	24
HOMICIDE	-	-	-	-	-	-	-	-	-	-	-	-	-	-	-	-	-
ROBBERY	1	1	-	-	1	-	-	1	-	-	1	-	1	-	1	-	-
ASSAULT	1	1	-	-	1	1	-	-	-	-	1	-	1	-	1	-	-
BURGLARY	-	-	-	-	-	-	-	-	-	-	-	-	-	-	-	-	-
LARCENY AND THEFT	34	19	15	-	33	1	6	16	6	4	21	-	21	-	11	1	9
EMBEZZLEMENT	10	6	4	-	10	-	2	1	4	3	2	-	2	-	1	-	1
FRAUD	16	12	4	-	14	-	1	-	2	11	2	-	2	-	1	-	1
AUTO THEFT	1	1	-	-	1	-	-	-	-	1	1	-	1	-	-	-	1
FORGERY, COUNTERFEIT.	27	14	13	-	26	1	3	10	6	6	21	-	21	-	12	2	7
SEX OFFENSES	-	-	-	-	-	-	-	-	-	-	-	-	-	-	-	-	-
MARIHUANA	8	8	-	-	8	1	-	-	2	5	4	-	4	-	4	-	-
NARCOTICS	9	9	-	-	9	-	-	4	2	3	3	-	3	-	3	-	-
WEAPONS AND FIREARMS	4	4	-	-	4	-	-	1	-	3	2	-	2	-	2	-	-
ESCAPE	2	2	-	-	2	-	-	-	-	2	2	-	2	-	-	-	2
OTHER GENERAL OFFENSES	18	17	1	-	18	-	-	2	-	16	6	-	6	-	4	-	2
IMMIGRATION LAWS	-	-	-	-	-	-	-	-	-	-	-	-	-	-	-	-	-
LIQUOR, INTERNAL REV.	-	-	-	-	-	-	-	-	-	-	-	-	-	-	-	-	-
SELECTIVE SERVICE ACT	-	-	-	-	-	-	-	-	-	-	-	-	-	-	-	-	-
OTHER SPECIAL OFFENSES (FEDERAL STATUTES)	18	15	3	-	18	3	-	3	3	9	8	-	8	-	7	-	1

TABLE 4
UNITED STATES DISTRICT COURTS
SEX, AGE, PRIOR CRIMINAL RECORD OF CONVICTED DEFENDANTS *
TWELVE MONTH PERIOD ENDED JUNE 30, 1980

CIRCUIT AND DISTRICT	SEX REPORTED				AGE REPORTED						PRIOR CRIMINAL RECORD DATA REPORTED						
														TYPE OF PRIOR CRIMINAL RECORD			
	TOTAL	MALE	FEMALE	CORPORATION	TOTAL	21 AND UNDER	22 TO 24	25 TO 29	30 TO 34	35 AND OVER	TOTAL	NO PRIOR CRIMINAL RECORD	WITH PRIOR CRIMINAL RECORD	JUVENILE	PROBATION	PRISON 1 YEAR OR LESS	PRISON MORE THAN 1 YEAR
TEXAS SOUTHERN TOTAL	930	814	114	2	899	88	115	204	187	305	764	379	385	1	286	25	73
HOMICIDE	-	-	-	-	-	-	-	-	-	-	-	-	-	-	-	-	-
ROBBERY	5	5	-	-	5	-	-	3	1	1	5	1	4	-	2	-	2
ASSAULT	4	4	-	-	4	-	1	1	-	2	4	1	3	-	1	-	2
BURGLARY	-	-	-	-	-	-	-	-	-	-	-	-	-	-	-	-	-
LARCENY AND THEFT	25	18	7	-	24	3	3	5	4	9	18	9	9	-	8	-	1
EMBEZZLEMENT	31	16	15	-	31	1	5	8	4	13	28	23	5	-	4	1	-
FRAUD	77	64	13	-	76	7	8	16	11	34	65	44	21	1	16	1	3
AUTO THEFT	4	4	-	-	4	-	1	-	1	2	4	-	4	-	3	-	1
FORGERY, COUNTERFEIT.	27	21	6	-	26	2	6	8	2	8	25	7	18	-	7	-	11
SEX OFFENSES	1	1	-	-	1	-	-	1	-	-	1	-	1	-	-	-	1
MARIHUANA	105	99	6	-	104	9	8	29	27	31	94	41	53	-	41	4	8
NARCOTICS	93	82	10	1	91	3	11	13	25	40	80	26	54	-	38	4	12
WEAPONS AND FIREARMS	27	27	-	-	27	-	2	6	4	15	24	8	16	-	5	3	8
ESCAPE	6	6	-	-	6	-	-	2	2	2	5	-	5	-	1	-	4
OTHER GENERAL OFFENSES	6	6	-	-	6	-	-	2	1	3	6	3	3	-	2	-	1
IMMIGRATION LAWS	479	429	50	-	458	62	69	105	94	128	374	198	176	-	149	9	18
LIQUOR, INTERNAL REV.	-	-	-	-	-	-	-	-	-	-	-	-	-	-	-	-	-
SELECTIVE SERVICE ACT	-	-	-	-	-	-	-	-	-	-	-	-	-	-	-	-	-
OTHER SPECIAL OFFENSES (FEDERAL STATUTES)	40	32	7	1	36	1	1	6	11	17	31	18	13	-	9	3	1
TEXAS WESTERN TOTAL	384	331	51	2	380	29	51	97	71	132	357	152	205	1	111	23	70
HOMICIDE	-	-	-	-	-	-	-	-	-	-	-	-	-	-	-	-	-
ROBBERY	13	12	1	-	13	3	3	4	3	-	12	5	7	-	5	-	2
ASSAULT	4	4	-	-	4	2	1	-	1	-	4	3	1	-	1	-	-
BURGLARY	-	-	-	-	-	-	-	-	-	-	-	-	-	-	-	-	-
LARCENY AND THEFT	33	15	18	-	33	5	6	9	5	8	18	6	12	-	4	-	8
EMBEZZLEMENT	7	5	2	-	7	2	1	1	-	3	6	5	1	-	1	-	-
FRAUD	32	27	3	2	30	-	-	4	4	22	29	16	13	-	7	1	5
AUTO THEFT	3	2	1	-	3	-	-	1	-	2	3	1	2	-	-	1	1
FORGERY, COUNTERFEIT.	21	17	4	-	21	3	2	7	2	7	21	5	16	-	9	-	7
SEX OFFENSES	-	-	-	-	-	-	-	-	-	-	-	-	-	-	-	-	-
MARIHUANA	80	72	8	-	80	3	15	26	19	17	80	40	40	-	30	3	7
NARCOTICS	67	63	4	-	67	2	7	24	16	18	63	26	37	-	26	2	9
WEAPONS AND FIREARMS	17	17	-	-	17	-	1	3	4	9	17	4	13	1	5	1	6
ESCAPE	10	9	1	-	10	-	2	1	2	5	10	1	9	-	3	2	4
OTHER GENERAL OFFENSES	12	11	1	-	12	-	-	2	-	10	12	6	6	-	1	1	4
IMMIGRATION LAWS	57	51	6	-	57	8	7	8	10	24	56	21	35	-	13	10	12
LIQUOR, INTERNAL REV.	2	1	1	-	2	-	-	1	-	1	2	2	-	-	-	-	-
SELECTIVE SERVICE ACT	-	-	-	-	-	-	-	-	-	-	-	-	-	-	-	-	-
OTHER SPECIAL OFFENSES (FEDERAL STATUTES)	26	25	1	-	24	1	5	6	5	6	24	11	13	-	6	2	5
CANAL ZONE TOTAL	81	75	6	-	80	34	6	15	5	20	80	43	37	-	10	17	10
HOMICIDE	-	-	-	-	-	-	-	-	-	-	-	-	-	-	-	-	-
ROBBERY	-	-	-	-	-	-	-	-	-	-	-	-	-	-	-	-	-
ASSAULT	1	1	-	-	1	1	-	-	-	-	1	-	1	-	1	-	-
BURGLARY	24	24	-	-	24	17	-	5	-	2	24	11	13	-	2	8	3
LARCENY AND THEFT	15	11	4	-	15	1	1	2	-	11	15	10	5	-	3	1	1
EMBEZZLEMENT	-	-	-	-	-	-	-	-	-	-	-	-	-	-	-	-	-
FRAUD	5	5	-	-	4	-	1	-	2	1	5	3	2	-	1	1	-
AUTO THEFT	-	-	-	-	-	-	-	-	-	-	-	-	-	-	-	-	-
FORGERY, COUNTERFEIT.	2	2	-	-	2	-	-	-	1	1	2	-	2	-	2	-	-
SEX OFFENSES	4	4	-	-	4	1	1	2	-	-	4	1	3	-	1	1	1
MARIHUANA	20	18	2	-	20	12	2	4	1	1	19	14	5	-	-	3	2
NARCOTICS	3	3	-	-	3	1	-	1	-	1	3	1	2	-	-	2	-
WEAPONS AND FIREARMS	-	-	-	-	-	-	-	-	-	-	-	-	-	-	-	-	-
ESCAPE	-	-	-	-	-	-	-	-	-	-	-	-	-	-	-	-	-
OTHER GENERAL OFFENSES	7	7	-	-	7	1	1	1	1	3	7	3	4	-	-	1	3
IMMIGRATION LAWS	-	-	-	-	-	-	-	-	-	-	-	-	-	-	-	-	-
LIQUOR, INTERNAL REV.	-	-	-	-	-	-	-	-	-	-	-	-	-	-	-	-	-
SELECTIVE SERVICE ACT	-	-	-	-	-	-	-	-	-	-	-	-	-	-	-	-	-
OTHER SPECIAL OFFENSES (FEDERAL STATUTES)	-	-	-	-	-	-	-	-	-	-	-	-	-	-	-	-	-

TABLE 4
UNITED STATES DISTRICT COURTS
SEX, AGE, PRIOR CRIMINAL RECORD OF CONVICTED DEFENDANTS *
TWELVE MONTH PERIOD ENDED JUNE 30, 1980

CIRCUIT AND DISTRICT	SEX REPORTED				AGE REPORTED						PRIOR CRIMINAL RECORD DATA REPORTED						
														TYPE OF PRIOR CRIMINAL RECORD			
	TOTAL	MALE	FEMALE	CORPORATION	TOTAL	21 AND UNDER	22 TO 24	25 TO 29	30 TO 34	35 AND OVER	TOTAL	NO PRIOR CRIMINAL RECORD	WITH PRIOR CRIMINAL RECORD	JUVENILE	PROBATION	PRISON 1 YEAR OR LESS	PRISON MORE THAN 1 YEAR
KENTUCKY EASTERN TOTAL	110	91	19	-	110	8	18	21	12	51	110	41	69	1	30	6	32
HOMICIDE	-	-	-	-	-	-	-	-	-	-	-	-	-	-	-	-	-
ROBBERY	8	8	-	-	8	1	3	2	-	2	8	1	7	-	3	-	4
ASSAULT	2	2	-	-	2	-	-	-	-	2	2	-	2	-	1	-	1
BURGLARY	2	2	-	-	2	1	-	-	-	1	2	1	1	-	-	-	1
LARCENY AND THEFT	11	10	1	-	11	1	2	4	1	3	11	3	8	1	4	1	2
EMBEZZLEMENT	5	2	3	-	5	-	-	2	-	3	5	4	1	-	1	-	-
FRAUD	14	10	4	-	14	1	-	1	3	9	14	10	4	-	2	2	-
AUTO THEFT	6	6	-	-	6	-	1	-	1	4	6	-	6	-	3	-	3
FORGERY, COUNTERFEIT.	5	4	1	-	5	-	3	-	1	1	5	-	5	-	3	-	2
SEX OFFENSES	-	-	-	-	-	-	-	-	-	-	-	-	-	-	-	-	-
MARIHUANA	-	-	-	-	-	-	-	-	-	-	-	-	-	-	-	-	-
NARCOTICS	5	4	1	-	5	-	3	1	-	1	5	2	3	-	2	1	-
WEAPONS AND FIREARMS	14	14	-	-	14	-	2	2	2	8	14	5	9	-	1	-	8
ESCAPE	12	8	4	-	12	-	1	6	3	2	12	1	11	-	1	-	10
OTHER GENERAL OFFENSES	5	5	-	-	5	-	-	-	-	5	5	3	2	-	1	1	-
IMMIGRATION LAWS	3	3	-	-	3	1	-	1	-	1	3	1	2	-	2	-	-
LIQUOR, INTERNAL REV.	-	-	-	-	-	-	-	-	-	-	-	-	-	-	-	-	-
SELECTIVE SERVICE ACT	-	-	-	-	-	-	-	-	-	-	-	-	-	-	-	-	-
OTHER SPECIAL OFFENSES (FEDERAL STATUTES)	18	13	5	-	18	3	3	2	1	9	18	10	8	-	6	1	1
KENTUCKY WESTERN TOTAL	283	247	36	-	260	72	38	43	35	72	187	80	107	6	57	19	25
HOMICIDE	3	1	2	-	3	1	1	1	-	-	3	2	1	-	1	-	-
ROBBERY	7	7	-	-	7	-	1	5	1	-	7	2	5	-	4	-	1
ASSAULT	12	12	-	-	12	8	2	1	-	1	10	3	7	1	5	1	-
BURGLARY	1	1	-	-	1	-	-	1	-	-	1	-	1	-	-	-	1
LARCENY AND THEFT	132	110	22	-	111	54	20	14	6	17	47	28	19	-	14	2	3
EMBEZZLEMENT	10	8	2	-	10	-	-	1	6	3	10	7	3	-	2	-	1
FRAUD	24	23	1	-	24	-	-	2	5	17	22	10	12	-	9	2	1
AUTO THEFT	8	8	-	-	8	-	1	1	1	5	8	3	5	-	1	1	3
FORGERY, COUNTERFEIT.	20	15	5	-	20	4	3	4	3	6	19	5	14	1	6	3	4
SEX OFFENSES	5	4	1	-	5	3	1	-	1	-	5	2	3	2	-	1	-
MARIHUANA	15	15	-	-	15	-	1	3	6	5	15	3	12	-	9	3	-
NARCOTICS	12	12	-	-	12	1	2	-	3	6	10	6	4	-	3	-	1
WEAPONS AND FIREARMS	10	9	1	-	10	1	1	5	1	2	10	1	9	-	2	4	3
ESCAPE	6	6	-	-	6	-	1	3	1	1	6	-	6	1	-	-	5
OTHER GENERAL OFFENSES	10	8	2	-	9	-	3	1	-	5	7	6	1	-	-	-	1
IMMIGRATION LAWS	-	-	-	-	-	-	-	-	-	-	-	-	-	-	-	-	-
LIQUOR, INTERNAL REV.	1	1	-	-	1	-	-	-	-	1	1	-	1	-	1	-	-
SELECTIVE SERVICE ACT	-	-	-	-	-	-	-	-	-	-	-	-	-	-	-	-	-
OTHER SPECIAL OFFENSES (FEDERAL STATUTES)	7	7	-	-	6	-	1	1	1	3	6	2	4	1	-	2	1
MICHIGAN EASTERN TOTAL	384	297	82	5	378	15	23	80	62	198	350	130	220	2[illegible]	126	31	61
HOMICIDE	-	-	-	-	-	-	-	-	-	-	-	-	-	-	-	-	-
ROBBERY	5	5	-	-	5	-	1	3	-	1	5	1	4	-	2	1	1
ASSAULT	4	4	-	-	4	1	1	-	-	2	3	1	2	-	1	-	1
BURGLARY	-	-	-	-	-	-	-	-	-	-	-	-	-	-	-	-	-
LARCENY AND THEFT	25	21	4	-	24	4	2	8	3	7	24	4	20	-	13	4	3
EMBEZZLEMENT	11	4	7	-	11	-	1	1	1	8	11	4	7	-	6	-	1
FRAUD	118	86	30	2	116	4	4	16	11	81	112	63	49	-	32	7	10
AUTO THEFT	6	5	1	-	6	-	-	3	-	3	4	2	2	-	2	-	-
FORGERY, COUNTERFEIT.	53	37	16	-	53	2	2	17	8	24	48	11	37	-	16	7	15
SEX OFFENSES	-	-	-	-	-	-	-	-	-	-	-	-	-	-	-	-	-
MARIHUANA	4	4	-	-	4	-	-	1	-	3	4	2	2	-	2	-	-
NARCOTICS	67	54	13	-	67	3	4	20	22	18	59	13	46	1	25	4	16
WEAPONS AND FIREARMS	14	14	-	-	14	-	1	1	4	8	14	2	12	-	4	1	7
ESCAPE	1	1	-	-	1	-	-	-	-	1	1	-	1	-	-	-	1
OTHER GENERAL OFFENSES	28	26	1	1	27	-	-	4	3	20	24	10	14	-	8	2	4
IMMIGRATION LAWS	12	9	3	-	12	1	2	2	3	4	9	2	7	-	2	4	1
LIQUOR, INTERNAL REV.	-	-	-	-	-	-	-	-	-	-	-	-	-	-	-	-	-
SELECTIVE SERVICE ACT	-	-	-	-	-	-	-	-	-	-	-	-	-	-	-	-	-
OTHER SPECIAL OFFENSES (FEDERAL STATUTES)	36	27	7	2	34	-	5	4	7	18	32	15	17	1	14	1	1

TABLE 4
UNITED STATES DISTRICT COURTS
SEX, AGE, PRIOR CRIMINAL RECORD OF CONVICTED DEFENDANTS *
TWELVE MONTH PERIOD ENDED JUNE 30, 1980

CIRCUIT AND DISTRICT	SEX REPORTED				AGE REPORTED						PRIOR CRIMINAL RECORD DATA REPORTED						
														TYPE OF PRIOR CRIMINAL RECORD			
	TOTAL	MALE	FEMALE	CORPORATION	TOTAL	21 AND UNDER	22 TO 24	25 TO 29	30 TO 34	35 AND OVER	TOTAL	NO PRIOR CRIMINAL RECORD	WITH PRIOR CRIMINAL RECORD	JUVENILE	PROBATION	PRISON 1 YEAR OR LESS	PRISON MORE THAN 1 YEAR
MICHIGAN WESTERN TOTAL	90	75	15	-	89	4	12	18	23	32	88	33	55	2	23	15	15
HOMICIDE	-	-	-	-	-	-	-	-	-	-	-	-	-	-	-	-	-
ROBBERY	2	2	-	-	2	1	-	-	-	1	2	1	1	-	-	-	1
ASSAULT	-	-	-	-	-	-	-	-	-	-	-	-	-	-	-	-	-
BURGLARY	-	-	-	-	-	-	-	-	-	-	-	-	-	-	-	-	-
LARCENY AND THEFT	11	10	1	-	11	-	2	4	3	2	11	2	9	-	1	5	3
EMBEZZLEMENT	10	5	5	-	10	-	4	1	2	3	10	6	4	-	3	-	1
FRAUD	21	18	3	-	21	1	1	2	1	16	21	8	13	-	7	3	3
AUTO THEFT	-	-	-	-	-	-	-	-	-	-	-	-	-	-	7	-	-
FORGERY, COUNTERFEIT.	3	2	1	-	3	-	1	1	-	1	3	1	2	-	1	-	1
SEX OFFENSES	1	1	-	-	1	-	-	-	-	1	1	-	1	-	-	-	1
MARIHUANA	9	7	2	-	9	-	-	1	7	1	9	1	8	1	3	1	3
NARCOTICS	20	19	1	-	20	1	4	9	3	3	18	6	12	-	6	5	1
WEAPONS AND FIREARMS	1	1	-	-	1	-	-	-	-	1	1	-	1	1	-	-	-
ESCAPE	-	-	-	-	-	-	-	-	-	-	-	-	-	-	-	-	-
OTHER GENERAL OFFENSES	4	2	2	-	4	1	-	-	2	1	4	3	1	-	-	1	-
IMMIGRATION LAWS	2	2	-	-	2	-	-	-	2	-	2	1	1	-	-	-	1
LIQUOR, INTERNAL REV.	-	-	-	-	-	-	-	-	-	-	-	-	-	-	-	-	-
SELECTIVE SERVICE ACT	-	-	-	-	-	-	-	-	-	-	-	-	-	-	-	-	-
OTHER SPECIAL OFFENSES (FEDERAL STATUTES)	6	6	-	-	5	-	-	-	3	2	6	4	2	-	2	-	-
OHIO NORTHERN TOTAL	198	165	32	1	197	10	20	34	35	98	194	89	105	5	43	17	40
HOMICIDE	1	1	-	-	1	-	1	-	-	-	1	-	1	1	-	-	-
ROBBERY	17	17	-	-	17	-	2	5	5	5	17	2	15	1	2	-	12
ASSAULT	-	-	-	-	-	-	-	-	-	-	-	-	-	-	-	-	-
BURGLARY	-	-	-	-	-	-	-	-	-	-	-	-	-	-	-	-	-
LARCENY AND THEFT	35	29	6	-	35	2	5	6	4	18	34	8	26	1	9	5	11
EMBEZZLEMENT	21	10	11	-	21	5	-	3	6	7	21	17	4	-	4	-	-
FRAUD	48	39	8	1	47	2	-	5	7	33	45	34	11	1	2	4	4
AUTO THEFT	8	6	2	-	8	-	3	1	-	4	8	3	5	-	2	1	2
FORGERY, COUNTERFEIT.	22	19	3	-	22	1	5	5	5	6	22	8	14	1	8	2	3
SEX OFFENSES	-	-	-	-	-	-	-	-	-	-	-	-	-	-	-	-	-
MARIHUANA	-	-	-	-	-	-	-	-	-	-	-	-	-	-	-	-	-
NARCOTICS	14	12	2	-	14	-	-	2	7	5	14	3	11	-	7	1	3
WEAPONS AND FIREARMS	13	13	-	-	13	-	4	3	-	6	13	6	7	-	3	2	2
ESCAPE	1	1	-	-	1	-	-	1	-	-	1	1	-	-	-	-	-
OTHER GENERAL OFFENSES	8	8	-	-	8	-	-	-	1	7	8	4	4	-	3	-	1
IMMIGRATION LAWS	-	-	-	-	-	-	-	-	-	-	-	-	-	-	-	-	-
LIQUOR, INTERNAL REV.	2	2	-	-	2	-	-	-	-	2	2	-	2	-	1	-	1
SELECTIVE SERVICE ACT	-	-	-	-	-	-	-	-	-	-	-	-	-	-	-	-	-
OTHER SPECIAL OFFENSES (FEDERAL STATUTES)	8	8	-	-	8	-	-	3	-	5	8	3	5	-	2	2	1
OHIO SOUTHERN TOTAL	135	103	32	-	135	3	23	26	31	52	135	53	82	3	48	12	19
HOMICIDE	-	-	-	-	-	-	-	-	-	-	-	-	-	-	-	-	-
ROBBERY	14	14	-	-	14	2	5	2	1	4	14	1	13	1	6	1	5
ASSAULT	-	-	-	-	-	-	-	-	-	-	-	-	-	-	-	-	-
BURGLARY	1	1	-	-	1	-	-	1	-	-	1	1	-	-	-	-	-
LARCENY AND THEFT	26	22	4	-	26	-	7	5	5	9	26	5	21	1	9	6	5
EMBEZZLEMENT	18	6	12	-	18	-	5	6	3	4	18	13	5	-	2	1	1
FRAUD	31	23	8	-	31	-	-	2	8	21	31	17	14	-	11	1	2
AUTO THEFT	5	3	2	-	5	-	-	1	4	-	5	-	5	-	5	-	-
FORGERY, COUNTERFEIT.	14	11	3	-	14	-	-	4	5	5	14	5	9	1	5	1	2
SEX OFFENSES	-	-	-	-	-	-	-	-	-	-	-	-	-	-	-	-	-
MARIHUANA	-	-	-	-	-	-	-	-	-	-	-	-	-	-	-	-	-
NARCOTICS	8	8	-	-	8	1	3	1	3	-	8	2	6	-	4	1	1
WEAPONS AND FIREARMS	4	4	-	-	4	-	-	1	-	3	4	1	3	-	2	-	1
ESCAPE	1	-	1	-	1	-	-	1	-	-	1	-	1	-	-	-	1
OTHER GENERAL OFFENSES	4	4	-	-	4	-	-	1	-	3	4	1	3	-	2	-	1
IMMIGRATION LAWS	-	-	-	-	-	-	-	-	-	-	-	-	-	-	-	-	-
LIQUOR, INTERNAL REV.	-	-	-	-	-	-	-	-	-	-	-	-	-	-	-	-	-
SELECTIVE SERVICE ACT	-	-	-	-	-	-	-	-	-	-	-	-	-	-	-	-	-
OTHER SPECIAL OFFENSES (FEDERAL STATUTES)	9	7	2	-	9	-	2	2	2	3	9	7	2	-	1	1	-

TABLE 4
UNITED STATES DISTRICT COURTS
SEX, AGE, PRIOR CRIMINAL RECORD OF CONVICTED DEFENDANTS *
TWELVE MONTH PERIOD ENDED JUNE 30, 1980

CIRCUIT AND DISTRICT	SEX REPORTED				AGE REPORTED						PRIOR CRIMINAL RECORD DATA REPORTED						
														TYPE OF PRIOR CRIMINAL RECORD			
	TOTAL	MALE	FEMALE	CORPORATION	TOTAL	21 AND UNDER	22 TO 24	25 TO 29	30 TO 34	35 AND OVER	TOTAL	NO PRIOR CRIMINAL RECORD	WITH PRIOR CRIMINAL RECORD	JUVENILE	PROBATION	PRISON 1 YEAR OR LESS	PRISON MORE THAN 1 YEAR
TENNESSEE EASTERN TOTAL	78	66	12	-	77	7	9	10	15	36	73	37	36	2	16	7	11
HOMICIDE	-	-	-	-	-	-	-	-	-	-	-	-	-	-	-	-	-
ROBBERY	11	11	-	-	11	3	2	-	2	3	11	3	8	2	4	-	2
ASSAULT	-	-	-	-	-	-	-	-	-	-	-	-	-	-	-	-	-
BURGLARY	-	-	-	-	-	-	-	-	-	-	-	-	-	-	-	-	-
LARCENY AND THEFT	11	10	1	-	11	1	2	3	-	5	11	6	5	-	2	2	1
EMBEZZLEMENT	6	2	4	-	6	1	-	1	1	3	6	6	-	-	-	-	-
FRAUD	16	11	5	-	16	-	-	3	3	10	15	12	3	-	-	1	2
AUTO THEFT	11	11	-	-	11	1	2	-	5	3	10	1	9	-	6	-	2
FORGERY, COUNTERFEIT.	6	5	1	-	6	-	1	2	1	2	6	3	3	-	1	-	2
SEX OFFENSES	1	1	-	-	1	1	-	-	-	-	1	-	1	-	1	-	-
MARIHUANA	-	-	-	-	-	-	-	-	-	-	-	-	-	-	-	-	-
NARCOTICS	2	1	1	-	2	-	1	-	-	1	2	2	-	-	-	-	-
WEAPONS AND FIREARMS	10	10	-	-	9	-	-	-	3	6	8	2	6	-	2	2	2
ESCAPE	-	-	-	-	-	-	-	-	-	-	-	-	-	-	-	-	-
OTHER GENERAL OFFENSES	2	2	-	-	2	-	-	-	-	2	2	1	1	-	-	1	-
IMMIGRATION LAWS	-	-	-	-	-	-	-	-	-	-	-	-	-	-	-	-	-
LIQUOR, INTERNAL REV.	-	-	-	-	-	-	-	-	-	-	-	-	-	-	-	-	-
SELECTIVE SERVICE ACT	-	-	-	-	-	-	-	-	-	-	-	-	-	-	-	-	-
OTHER SPECIAL OFFENSES (FEDERAL STATUTES)	2	2	-	-	2	-	-	1	-	1	1	1	-	-	-	-	-
TENNESSEE MIDDLE TOTAL	98	74	20	4	93	3	9	16	20	45	87	35	52	-	33	4	15
HOMICIDE	-	-	-	-	-	-	-	-	-	-	-	-	-	-	-	-	-
ROBBERY	7	7	-	-	7	1	3	2	-	1	7	-	7	-	5	1	1
ASSAULT	-	-	-	-	-	-	-	-	-	-	-	-	-	-	-	-	-
BURGLARY	-	-	-	-	-	-	-	-	-	-	-	-	-	-	-	-	-
LARCENY AND THEFT	9	6	3	-	8	-	3	1	4	-	7	2	5	-	3	1	1
EMBEZZLEMENT	5	2	3	-	5	1	-	1	-	3	5	4	1	-	1	-	-
FRAUD	18	15	3	-	18	-	-	1	4	13	18	13	5	-	5	-	-
AUTO THEFT	1	1	-	-	1	-	-	-	-	1	1	-	1	-	1	-	-
FORGERY, COUNTERFEIT.	12	5	7	-	12	-	1	3	4	4	11	1	10	-	5	1	4
SEX OFFENSES	-	-	-	-	-	-	-	-	-	-	-	-	-	-	-	-	-
MARIHUANA	3	3	-	-	3	-	1	-	1	1	3	1	2	-	2	-	-
NARCOTICS	8	6	2	-	8	-	-	2	3	3	7	3	4	-	3	-	1
WEAPONS AND FIREARMS	7	7	-	-	7	-	-	3	-	4	7	3	4	-	1	-	3
ESCAPE	2	2	-	-	2	1	-	-	-	1	2	-	2	-	-	1	1
OTHER GENERAL OFFENSES	11	10	1	-	11	-	-	-	4	7	8	3	5	-	3	-	2
IMMIGRATION LAWS	-	-	-	-	-	-	-	-	-	-	-	-	-	-	-	-	-
LIQUOR, INTERNAL REV.	-	-	-	-	-	-	-	-	-	-	-	-	-	-	-	-	-
SELECTIVE SERVICE ACT	-	-	-	-	-	-	-	-	-	-	-	-	-	-	-	-	-
OTHER SPECIAL OFFENSES (FEDERAL STATUTES)	15	10	1	4	11	-	1	3	-	7	11	5	6	-	4	-	2
TENNESSEE WESTERN TOTAL	203	145	58	-	196	12	31	51	26	76	196	118	78	1	20	15	42
HOMICIDE	1	1	-	-	1	-	1	-	-	-	1	-	1	-	-	-	1
ROBBERY	9	8	1	-	9	2	1	2	2	2	9	1	8	-	1	1	6
ASSAULT	5	4	1	-	2	-	-	1	-	1	2	-	2	-	1	-	1
BURGLARY	-	-	-	-	-	-	-	-	-	-	-	-	-	-	-	-	-
LARCENY AND THEFT	25	18	7	-	25	5	5	8	2	5	25	16	9	-	2	2	5
EMBEZZLEMENT	15	7	8	-	15	1	1	5	2	6	15	15	-	-	-	-	-
FRAUD	57	35	22	-	56	-	4	9	9	34	56	41	15	-	5	6	4
AUTO THEFT	1	1	-	-	1	1	-	-	-	-	1	1	-	-	-	-	-
FORGERY, COUNTERFEIT.	57	39	18	-	56	3	14	19	9	11	56	22	34	1	7	6	20
SEX OFFENSES	-	-	-	-	-	-	-	-	-	-	-	-	-	-	-	-	-
MARIHUANA	-	-	-	-	-	-	-	-	-	-	-	-	-	-	-	-	-
NARCOTICS	8	8	-	-	8	-	3	1	-	4	8	6	2	-	1	-	1
WEAPONS AND FIREARMS	5	5	-	-	5	-	-	2	1	2	5	4	1	-	-	-	1
ESCAPE	2	2	-	-	2	-	-	2	-	-	2	-	2	-	-	-	2
OTHER GENERAL OFFENSES	9	9	-	-	9	-	2	-	1	6	9	7	2	-	2	-	-
IMMIGRATION LAWS	1	1	-	-	1	-	-	1	-	-	1	1	-	-	-	-	-
LIQUOR, INTERNAL REV.	-	-	-	-	-	-	-	-	-	-	-	-	-	-	-	-	-
SELECTIVE SERVICE ACT	-	-	-	-	-	-	-	-	-	-	-	-	-	-	-	-	-
OTHER SPECIAL OFFENSES (FEDERAL STATUTES)	8	7	1	-	6	-	-	1	-	5	6	4	2	-	1	-	1

TABLE 4
UNITED STATES DISTRICT COURTS
SEX, AGE, PRIOR CRIMINAL RECORD OF CONVICTED DEFENDANTS *
TWELVE MONTH PERIOD ENDED JUNE 30, 1980

CIRCUIT AND DISTRICT	SEX REPORTED				AGE REPORTED						PRIOR CRIMINAL RECORD DATA REPORTED						
														TYPE OF PRIOR CRIMINAL RECORD			
	TOTAL	MALE	FEMALE	CORPORATION	TOTAL	21 AND UNDER	22 TO 24	25 TO 29	30 TO 34	35 AND OVER	TOTAL	NO PRIOR CRIMINAL RECORD	WITH PRIOR CRIMINAL RECORD	JUVENILE	PROBATION	PRISON 1 YEAR OR LESS	PRISON MORE THAN 1 YEAR
ILLINOIS NORTHERN TOTAL	445	382	59	4	439	10	41	80	81	227	317	200	117	2	44	48	23
HOMICIDE	-	-	-	-	-	-	-	-	-	-	-	-	-	-	-	-	-
ROBBERY	13	11	2	-	13	1	-	2	6	4	8	2	6	-	2	1	3
ASSAULT	1	1	-	-	1	-	-	-	1	-	-	-	-	-	-	-	-
BURGLARY	-	-	-	-	-	-	-	-	-	-	-	-	-	-	-	-	-
LARCENY AND THEFT	57	42	15	-	56	-	5	13	15	23	42	22	20	-	9	7	4
EMBEZZLEMENT	25	17	8	-	25	1	6	7	3	8	19	17	2		1	1	-
FRAUD	116	98	17	1	115	3	1	4	14	93	86	68	18	-	10	6	2
AUTO THEFT	1	1	-	-	1	-	-	-	-	1	1	1	-	-	-	-	-
FORGERY, COUNTERFEIT.	34	26	8	-	33	-	1	9	6	17	22	9	13	-	5	5	3
SEX OFFENSES	3	3	-	-	3	-	3	-	-	-	2	2	-	-	-	-	-
MARIHUANA	7	7	-	-	7	-	1	2	2	2	6	3	3	-	3	-	-
NARCOTICS	72	71	1	-	72	3	12	26	14	17	42	24	18	1	7	8	2
WEAPONS AND FIREARMS	25	25	-	-	25	1	5	7	6	6	20	1	19	1	2	11	5
ESCAPE	4	3	1	-	4	-	1	1	1	1	2	1	1	-	-	-	1
OTHER GENERAL OFFENSES	26	25	1	-	26	-	2	2	3	19	23	15	8	-	1	5	2
IMMIGRATION LAWS	14	13	1	-	14	1	2	2	2	7	8	5	3	-	-	2	1
LIQUOR, INTERNAL REV.	-	-	-	-	-	-	-	-	-	-	-	-	-	-	-	-	-
SELECTIVE SERVICE ACT	-	-	-	-	-	-	-	-	-	-	-	-	-	-	-	-	-
OTHER SPECIAL OFFENSES (FEDERAL STATUTES)	47	39	5	3	44	-	2	5	8	29	36	30	6	-	4	2	-
ILLINOIS CENTRAL TOTAL	97	81	16	-	96	5	6	19	17	49	84	46	38	3	20	4	11
HOMICIDE	-	-	-	-	-	-	-	-	-	-	-	-	-	-	-	-	-
ROBBERY	-	-	-	-	-	-	-	-	-	-	-	-	-	-	-	-	-
ASSAULT	-	-	-	-	-	-	-	-	-	-	-	-	-	-	-	-	-
BURGLARY	-	-	-	-	-	-	-	-	-	-	-	-	-	-	-	-	-
LARCENY AND THEFT	4	4	-	-	4	1	1	1	1	-	3	2	1	-	1	-	-
EMBEZZLEMENT	13	7	6	-	13	1	1	2	2	7	11	11	-	-	-	-	-
FRAUD	34	31	3	-	34	-	-	-	6	28	30	18	12	1	8	-	3
AUTO THEFT	-	-	-	-	-	-	-	-	-	-	-	-	-	-	-	-	-
FORGERY, COUNTERFEIT.	11	6	5	-	11	1	2	3	1	4	11	5	6	1	-	1	4
SEX OFFENSES	1	1	-	-	1	-	-	1	-	-	1	-	1	-	1	-	-
MARIHUANA	-	-	-	-	-	-	-	-	-	-	-	-	-	-	-	-	-
NARCOTICS	12	11	1	-	12	-	-	6	4	2	12	2	10	-	8	2	-
WEAPONS AND FIREARMS	5	5	-	-	5	-	1	1	-	3	5	3	2	1	-	-	1
ESCAPE	1	1	-	-	1	-	-	-	-	1	1	-	1	-	-	-	1
OTHER GENERAL OFFENSES	2	2	-	-	2	-	-	1	-	1	2	1	1	-	-	-	1
IMMIGRATION LAWS	12	11	1	-	11	2	1	4	1	3	6	3	3	-	1	1	1
LIQUOR, INTERNAL REV.	-	-	-	-	-	-	-	-	-	-	-	-	-	-	-	-	-
SELECTIVE SERVICE ACT	-	-	-	-	-	-	-	-	-	-	-	-	-	-	-	-	-
OTHER SPECIAL OFFENSES (FEDERAL STATUTES)	2	2	-	-	2	-	-	-	2	-	2	1	1	-	1	-	-
ILLINOIS SOUTHERN TOTAL	93	75	17	1	92	5	14	21	11	41	85	35	50	1	18	9	22
HOMICIDE	3	3	-	-	3	-	-	2	1	-	3	-	3	-	-	-	3
ROBBERY	2	2	-	-	2	-	-	-	1	1	2	1	1	-	-	-	1
ASSAULT	2	2	-	-	2	-	-	1	1	-	2	-	2	-	-	-	2
BURGLARY	-	-	-	-	-	-	-	-	-	-	-	-	-	-	-	-	-
LARCENY AND THEFT	11	8	3	-	11	2	2	1	2	4	9	4	5	-	2	-	3
EMBEZZLEMENT	6	4	2	-	6	-	1	2	-	3	6	4	2	-	1	-	1
FRAUD	22	14	7	1	21	-	2	3	1	15	22	14	8	-	1	4	3
AUTO THEFT	10	9	1	-	10	1	-	2	1	6	9	3	6	-	1	1	4
FORGERY, COUNTERFEIT.	8	8	-	-	8	-	2	2	-	4	8	-	8	1	5	-	2
SEX OFFENSES	-	-	-	-	-	-	-	-	-	-	-	-	-	-	-	-	-
MARIHUANA	-	-	-	-	-	-	-	-	-	-	-	-	-	-	-	-	-
NARCOTICS	13	10	3	-	13	-	3	5	2	3	12	4	8	-	6	2	-
WEAPONS AND FIREARMS	3	3	-	-	3	-	-	1	2	-	3	1	2	-	1	1	-
ESCAPE	1	1	-	-	1	-	-	-	-	1	1	-	1	-	-	-	1
OTHER GENERAL OFFENSES	10	10	-	-	10	2	4	-	-	4	7	4	3	-	1	-	2
IMMIGRATION LAWS	-	-	-	-	-	-	-	-	-	-	-	-	-	-	-	-	-
LIQUOR, INTERNAL REV.	-	-	-	-	-	-	-	-	-	-	-	-	-	-	-	-	-
SELECTIVE SERVICE ACT	-	-	-	-	-	-	-	-	-	-	-	-	-	-	-	-	-
OTHER SPECIAL OFFENSES (FEDERAL STATUTES)	2	1	1	-	2	-	-	2	-	-	1	-	1	-	-	1	-

TABLE 4
UNITED STATES DISTRICT COURTS
SEX, AGE, PRIOR CRIMINAL RECORD OF CONVICTED DEFENDANTS *
TWELVE MONTH PERIOD ENDED JUNE 30, 1980

CIRCUIT AND DISTRICT	SEX REPORTED				AGE REPORTED						PRIOR CRIMINAL RECORD DATA REPORTED						
														TYPE OF PRIOR CRIMINAL RECORD			
	TOTAL	MALE	FEMALE	CORPORATION	TOTAL	21 AND UNDER	22 TO 24	25 TO 29	30 TO 34	35 AND OVER	TOTAL	NO PRIOR CRIMINAL RECORD	WITH PRIOR CRIMINAL RECORD	JUVENILE	PROBATION	PRISON 1 YEAR OR LESS	PRISON MORE THAN 1 YEAR
INDIANA NORTHERN TOTAL	95	79	16	-	95	8	4	22	18	43	95	53	42	7	16	5	14
HOMICIDE	-	-	-	-	-	-	-	-	-	-	-	-	-	-	-	-	-
ROBBERY	6	5	1	-	6	-	-	4	1	1	6	1	5	-	2	2	1
ASSAULT	-	-	-	-	-	-	-	-	-	-	-	-	-	-	-	-	-
BURGLARY	-	-	-	-	-	-	-	-	-	-	-	-	-	-	-	-	-
LARCENY AND THEFT	8	6	2	-	8	3	1	2	-	2	8	5	3	2	-	-	1
EMBEZZLEMENT	5	3	2	-	5	-	-	1	2	1	5	5	-	-	-	-	-
FRAUD	22	19	3	-	22	-	-	1	2	19	22	17	5	-	4	-	1
AUTO THEFT	7	7	-	-	7	-	-	2	2	3	7	-	7	-	1	1	5
FORGERY, COUNTERFEIT.	9	7	2	-	9	-	-	3	3	3	9	3	6	-	2	2	2
SEX OFFENSES	-	-	-	-	-	-	-	-	-	-	-	-	-	-	-	-	-
MARIHUANA	-	-	-	-	-	-	-	-	-	-	-	-	-	-	-	-	-
NARCOTICS	24	20	4	-	24	4	2	6	7	5	24	13	11	3	7	-	1
WEAPONS AND FIREARMS	7	6	1	-	7	-	-	-	-	7	7	7	-	-	-	-	-
ESCAPE	2	2	-	-	2	1	-	1	-	-	2	-	2	1	-	-	1
OTHER GENERAL OFFENSES	2	2	-	-	2	-	-	1	-	1	2	-	2	1	-	-	1
IMMIGRATION LAWS	1	1	-	-	1	-	-	-	-	1	1	-	1	-	-	-	1
LIQUOR, INTERNAL REV.	-	-	-	-	-	-	-	-	-	-	-	-	-	-	-	-	-
SELECTIVE SERVICE ACT	-	-	-	-	-	-	-	-	-	-	-	-	-	-	-	-	-
OTHER SPECIAL OFFENSES (FEDERAL STATUTES)	2	1	1	-	2	-	-	1	1	-	2	2	-	-	-	-	-
INDIANA SOUTHERN TOTAL	190	170	20	-	190	10	25	44	41	70	183	87	96	2	41	20	33
HOMICIDE	-	-	-	-	-	-	-	-	-	-	-	-	-	-	-	-	-
ROBBERY	15	14	1	-	15	2	2	5	5	1	15	2	13	-	4	2	7
ASSAULT	4	4	-	-	4	-	1	3	-	-	4	-	4	-	1	1	2
BURGLARY	8	8	-	-	8	1	-	6	1	-	8	2	6	-	2	1	3
LARCENY AND THEFT	16	13	3	-	16	-	3	4	3	6	16	6	10	1	5	1	3
EMBEZZLEMENT	8	1	7	-	8	1	-	3	2	2	8	7	1	-	1	-	-
FRAUD	31	30	1	-	31	-	1	3	3	24	30	21	9	-	5	3	1
AUTO THEFT	11	11	-	-	11	-	2	-	1	8	11	5	6	-	3	2	1
FORGERY, COUNTERFEIT.	14	13	1	-	14	1	2	3	2	6	14	7	7	-	1	1	5
SEX OFFENSES	2	2	-	-	2	-	-	-	-	2	2	-	2	-	1	-	1
MARIHUANA	17	16	1	-	17	-	1	3	8	5	17	7	10	-	5	3	2
NARCOTICS	34	31	3	-	34	1	9	9	7	8	30	18	12	1	5	3	3
WEAPONS AND FIREARMS	3	2	1	-	3	-	-	-	3	-	3	-	3	-	-	2	1
ESCAPE	4	4	-	-	4	-	-	-	-	4	4	-	4	-	-	-	4
OTHER GENERAL OFFENSES	13	12	1	-	13	1	3	2	2	5	12	7	5	-	4	1	-
IMMIGRATION LAWS	1	1	-	-	1	-	-	1	-	-	1	-	1	-	1	-	-
LIQUOR, INTERNAL REV.	-	-	-	-	-	-	-	-	-	-	-	-	-	-	-	-	-
SELECTIVE SERVICE ACT	-	-	-	-	-	-	-	-	-	-	-	-	-	-	-	-	-
OTHER SPECIAL OFFENSES (FEDERAL STATUTES)	9	8	1	-	9	1	1	2	4	1	8	5	3	-	3	-	-
WISCONSIN EASTERN TOTAL	125	96	28	1	124	14	14	30	17	49	123	45	78	2	47	7	22
HOMICIDE	-	-	-	-	-	-	-	-	-	-	-	-	-	-	-	-	-
ROBBERY	5	5	-	-	5	1	2	1	1	-	5	-	5	-	1	1	3
ASSAULT	8	6	2	-	8	3	1	3	-	1	8	2	6	-	5	-	1
BURGLARY	1	1	-	-	1	1	-	-	-	-	1	-	1	1	-	-	-
LARCENY AND THEFT	13	10	3	-	13	4	3	2	1	3	13	2	11	1	8	-	2
EMBEZZLEMENT	17	7	10	-	17	3	2	3	1	8	17	13	4	-	2	1	1
FRAUD	40	32	7	1	39	-	1	5	8	25	39	19	20	-	15	2	3
AUTO THEFT	1	1	-	-	1	-	-	-	1	-	1	-	1	-	1	-	-
FORGERY, COUNTERFEIT.	10	7	3	-	10	1	-	3	1	5	9	-	9	-	1	2	6
SEX OFFENSES	-	-	-	-	-	-	-	-	-	-	-	-	-	-	-	-	-
MARIHUANA	2	2	-	-	2	-	1	1	-	-	2	-	2	-	2	-	-
NARCOTICS	10	10	-	-	10	-	1	5	2	2	10	6	4	-	4	-	-
WEAPONS AND FIREARMS	8	6	2	-	8	1	1	3	-	3	8	-	8	-	3	-	5
ESCAPE	1	1	-	-	1	-	-	1	-	-	1	-	1	-	1	-	-
OTHER GENERAL OFFENSES	4	4	-	-	4	-	1	1	1	1	4	1	3	-	2	-	1
IMMIGRATION LAWS	2	2	-	-	2	-	-	2	-	-	2	1	1	-	-	1	-
LIQUOR, INTERNAL REV.	-	-	-	-	-	-	-	-	-	-	-	-	-	-	-	-	-
SELECTIVE SERVICE ACT	-	-	-	-	-	-	-	-	-	-	-	-	-	-	-	-	-
OTHER SPECIAL OFFENSES (FEDERAL STATUTES)	3	2	1	-	3	-	1	-	1	1	3	1	2	-	2	-	-

TABLE 4
UNITED STATES DISTRICT COURTS
SEX, AGE, PRIOR CRIMINAL RECORD OF CONVICTED DEFENDANTS *
TWELVE MONTH PERIOD ENDED JUNE 30, 1980

CIRCUIT AND DISTRICT	SEX REPORTED				AGE REPORTED						PRIOR CRIMINAL RECORD DATA REPORTED						
														TYPE OF PRIOR CRIMINAL RECORD			
	TOTAL	MALE	FEMALE	CORPORATION	TOTAL	21 AND UNDER	22 TO 24	25 TO 29	30 TO 34	35 AND OVER	TOTAL	NO PRIOR CRIMINAL RECORD	WITH PRIOR CRIMINAL RECORD	JUVENILE	PROBATION	PRISON 1 YEAR OR LESS	PRISON MORE THAN 1 YEAR
WISCONSIN WESTERN TOTAL	80	73	7	-	80	8	12	17	9	34	79	43	36	-	10	8	18
HOMICIDE	-	-	-	-	-	-	-	-	-	-	-	-	-	-	-	-	-
ROBBERY	3	3	-	-	3	-	-	2	-	1	3	-	3	-	-	1	2
ASSAULT	2	2	-	-	2	-	-	1	-	1	2	1	1	-	-	-	1
BURGLARY	-	-	-	-	-	-	-	-	-	-	-	-	-	-	-	-	-
LARCENY AND THEFT	15	14	1	-	15	4	1	2	2	6	14	5	9	-	1	4	4
EMBEZZLEMENT	6	5	1	-	6	-	3	1	1	1	6	6	-	-	-	-	-
FRAUD	24	21	3	-	24	3	3	3	1	14	24	20	4	-	3	1	-
AUTO THEFT	3	3	-	-	3	-	1	-	-	2	3	2	1	-	-	1	-
FORGERY, COUNTERFEIT.	5	4	1	-	5	-	2	-	2	1	5	1	4	-	-	1	3
SEX OFFENSES	2	2	-	-	2	1	-	1	-	-	2	-	2	-	1	-	1
MARIHUANA	-	-	-	-	-	-	-	-	-	-	-	-	-	-	-	-	-
NARCOTICS	-	-	-	-	-	-	-	-	-	-	-	-	-	-	-	-	-
WEAPONS AND FIREARMS	10	9	1	-	10	-	-	5	3	2	10	4	6	-	5	-	1
ESCAPE	4	4	-	-	4	-	1	2	-	1	4	-	4	-	-	-	4
OTHER GENERAL OFFENSES	3	3	-	-	3	-	1	-	-	2	3	2	1	-	-	-	1
IMMIGRATION LAWS	-	-	-	-	-	-	-	-	-	-	-	-	-	-	-	-	-
LIQUOR, INTERNAL REV.	-	-	-	-	-	-	-	-	-	-	-	-	-	-	-	-	-
SELECTIVE SERVICE ACT	-	-	-	-	-	-	-	-	-	-	-	-	-	-	-	-	-
OTHER SPECIAL OFFENSES (FEDERAL STATUTES)	3	3	-	-	3	-	-	-	-	3	3	2	1	-	-	-	1
ARKANSAS EASTERN TOTAL	138	110	28	-	138	8	30	36	29	35	135	69	66	2	32	9	23
HOMICIDE	-	-	-	-	-	-	-	-	-	-	-	-	-	-	-	-	-
ROBBERY	6	6	-	-	6	-	1	2	1	2	6	2	4	-	2	1	1
ASSAULT	-	-	-	-	-	-	-	-	-	-	-	-	-	-	-	-	-
BURGLARY	-	-	-	-	-	-	-	-	-	-	-	-	-	-	-	-	-
LARCENY AND THEFT	24	21	3	-	24	-	7	7	7	3	24	9	15	2	8	1	4
EMBEZZLEMENT	13	3	10	-	13	2	3	6	-	2	13	13	-	-	-	-	-
FRAUD	21	20	1	-	21	-	3	1	4	13	20	11	9	-	2	3	4
AUTO THEFT	4	4	-	-	4	-	1	1	1	1	4	2	2	-	-	-	2
FORGERY, COUNTERFEIT.	24	16	8	-	24	2	9	6	4	3	24	7	17	-	8	1	8
SEX OFFENSES	-	-	-	-	-	-	-	-	-	-	-	-	-	-	-	-	-
MARIHUANA	3	2	1	-	3	1	-	-	2	-	3	2	1	-	-	1	-
NARCOTICS	27	22	5	-	27	3	5	10	6	3	27	17	10	-	7	1	2
WEAPONS AND FIREARMS	1	1	-	-	1	-	1	1	-	-	1	-	1	-	1	-	-
ESCAPE	2	2	-	-	2	-	-	1	-	1	2	-	2	-	1	-	1
OTHER GENERAL OFFENSES	5	5	-	-	5	-	-	-	1	4	3	2	1	-	-	1	-
IMMIGRATION LAWS	-	-	-	-	-	-	-	-	-	-	-	-	-	-	-	-	-
LIQUOR, INTERNAL REV.	-	-	-	-	-	-	-	-	-	-	-	-	-	-	-	-	-
SELECTIVE SERVICE ACT	-	-	-	-	-	-	-	-	-	-	-	-	-	-	-	-	-
OTHER SPECIAL OFFENSES (FEDERAL STATUTES)	8	8	-	-	8	-	1	1	3	3	8	4	4	-	3	-	1
ARKANSAS WESTERN TOTAL	59	44	15	-	59	2	7	14	10	26	28	-	28	-	14	4	10
HOMICIDE	-	-	-	-	-	-	-	-	-	-	-	-	-	-	-	-	-
ROBBERY	1	1	-	-	1	-	-	-	1	-	1	-	1	-	-	-	-
ASSAULT	-	-	-	-	-	-	-	-	-	-	-	-	-	-	-	-	1
BURGLARY	-	-	-	-	-	-	-	-	-	-	-	-	-	-	-	-	-
LARCENY AND THEFT	20	12	8	-	20	2	6	4	3	5	13	-	13	-	8	4	1
EMBEZZLEMENT	8	6	2	-	8	-	-	3	2	3	1	-	1	-	1	-	-
FRAUD	15	14	1	-	15	-	-	1	2	12	3	-	3	-	2	-	1
AUTO THEFT	3	3	-	-	3	-	-	-	1	2	3	-	3	-	1	-	2
FORGERY, COUNTERFEIT.	7	4	3	-	7	-	1	4	1	1	6	-	6	-	2	-	4
SEX OFFENSES	1	1	-	-	1	-	-	1	-	-	-	-	-	-	-	-	-
MARIHUANA	-	-	-	-	-	-	-	-	-	-	-	-	-	-	-	-	-
NARCOTICS	-	-	-	-	-	-	-	-	-	-	-	-	-	-	-	-	-
WEAPONS AND FIREARMS	2	2	-	-	2	-	-	-	-	2	-	-	-	-	-	-	-
ESCAPE	1	1	-	-	1	-	-	1	-	-	-	-	-	-	-	-	-
OTHER GENERAL OFFENSES	-	-	-	-	-	-	-	-	-	1	-	-	1	-	-	-	1
IMMIGRATION LAWS	-	-	-	-	-	-	-	-	-	-	-	-	-	-	-	-	-
LIQUOR, INTERNAL REV.	-	-	-	-	-	-	-	-	-	-	-	-	-	-	-	-	-
SELECTIVE SERVICE ACT	-	-	-	-	-	-	-	-	-	-	-	-	-	-	-	-	-
OTHER SPECIAL OFFENSES (FEDERAL STATUTES)	1	-	1	-	1	-	-	-	-	1	-	-	-	-	-	-	-

TABLE 4
UNITED STATES DISTRICT COURTS
SEX, AGE, PRIOR CRIMINAL RECORD OF CONVICTED DEFENDANTS *
TWELVE MONTH PERIOD ENDED JUNE 30, 1980

CIRCUIT AND DISTRICT	SEX REPORTED				AGE REPORTED						PRIOR CRIMINAL RECORD DATA REPORTED						
														TYPE OF PRIOR CRIMINAL RECORD			
	TOTAL	MALE	FEMALE	CORPORATION	TOTAL	21 AND UNDER	22 TO 24	25 TO 29	30 TO 34	35 AND OVER	TOTAL	NO PRIOR CRIMINAL RECORD	WITH PRIOR CRIMINAL RECORD	JUVENILE	PROBATION	PRISON 1 YEAR OR LESS	PRISON MORE THAN 1 YEAR
IOWA NORTHERN TOTAL	31	27	4	-	31	2	4	2	6	17	10	-	10	1	8	-	1
HOMICIDE	-	-	-	-	-	-	-	-	-	-	-	-	-	-	-	-	-
ROBBERY	-	-	-	-	-	-	-	-	-	-	-	-	-	-	-	-	-
ASSAULT	-	-	-	-	-	-	-	-	-	-	-	-	-	-	-	-	-
BURGLARY	-	-	-	-	-	-	-	-	-	-	-	-	-	-	-	-	-
LARCENY AND THEFT	1	1	-	-	1	-	-	-	-	1	-	-	-	-	-	-	-
EMBEZZLEMENT	3	1	2	-	3	-	-	-	3	-	-	-	-	-	-	-	-
FRAUD	10	8	2	-	10	-	-	-	-	10	1	-	1	-	1	-	-
AUTO THEFT	2	2	-	-	2	-	-	-	-	2	1	-	1	1	-	-	-
FORGERY, COUNTERFEIT.	2	2	-	-	2	-	2	-	-	-	1	-	1	-	1	-	-
SEX OFFENSES	-	-	-	-	-	-	-	-	-	-	-	-	-	-	-	-	-
MARIHUANA	-	-	-	-	-	-	-	-	-	-	-	-	-	-	-	-	-
NARCOTICS	6	6	-	-	6	-	2	2	1	1	3	-	3	-	3	-	-
WEAPONS AND FIREARMS	2	2	-	-	2	-	-	-	1	1	2	-	2	-	2	-	-
ESCAPE	-	-	-	-	-	-	-	-	-	-	-	-	-	-	-	-	-
OTHER GENERAL OFFENSES	2	2	-	-	2	1	-	-	-	1	2	-	2	-	1	-	1
IMMIGRATION LAWS	-	-	-	-	-	-	-	-	-	-	-	-	-	-	-	-	-
LIQUOR, INTERNAL REV.	-	-	-	-	-	-	-	-	-	-	-	-	-	-	-	-	-
SELECTIVE SERVICE ACT	-	-	-	-	-	-	-	-	-	-	-	-	-	-	-	-	-
OTHER SPECIAL OFFENSES (FEDERAL STATUTES)	3	3	-	-	3	1	-	-	1	1	-	-	-	-	-	-	-
IOWA SOUTHERN TOTAL	58	48	9	1	53	3	4	9	15	22	50	27	23	1	16	-	6
HOMICIDE	-	-	-	-	-	-	-	-	-	-	-	-	-	-	-	-	-
ROBBERY	-	-	-	-	-	-	-	-	-	-	-	-	-	-	-	-	-
ASSAULT	-	-	-	-	-	-	-	-	-	-	-	-	-	-	-	-	-
BURGLARY	-	-	-	-	-	-	-	-	-	-	-	-	-	-	-	-	-
LARCENY AND THEFT	12	6	6	-	12	2	2	3	2	3	11	5	6	-	3	-	3
EMBEZZLEMENT	3	3	-	-	3	-	-	-	1	2	3	3	-	-	-	-	-
FRAUD	17	16	-	1	14	-	-	1	4	9	13	9	4	-	3	-	1
AUTO THEFT	-	-	-	-	-	-	-	-	-	-	-	-	-	-	-	-	-
FORGERY, COUNTERFEIT.	2	1	1	-	2	-	-	1	-	1	2	1	1	-	1	-	-
SEX OFFENSES	-	-	-	-	-	-	-	-	-	-	-	-	-	-	-	-	-
MARIHUANA	-	-	-	-	-	-	-	-	-	-	-	-	-	-	-	-	-
NARCOTICS	5	5	-	-	5	-	1	1	2	1	5	3	2	-	2	-	-
WEAPONS AND FIREARMS	3	3	-	-	3	-	-	-	2	1	3	-	3	-	1	-	2
ESCAPE	1	1	-	-	1	-	-	-	1	-	1	-	1	-	1	-	-
OTHER GENERAL OFFENSES	-	-	-	-	-	-	-	-	-	-	-	-	-	-	-	-	-
IMMIGRATION LAWS	4	3	1	-	4	1	1	-	1	1	4	4	-	-	-	-	-
LIQUOR, INTERNAL REV.	-	-	-	-	-	-	-	-	-	-	-	-	-	-	-	-	-
SELECTIVE SERVICE ACT	-	-	-	-	-	-	-	-	-	-	-	-	-	-	-	-	-
OTHER SPECIAL OFFENSES (FEDERAL STATUTES)	11	10	1	-	9	-	-	3	2	4	8	2	6	1	6	-	-
MINNESOTA TOTAL	154	129	25	-	154	18	21	34	27	54	148	58	90	6	36	14	34
HOMICIDE	-	-	-	-	-	-	-	-	-	-	-	-	-	-	-	-	-
ROBBERY	18	18	-	-	18	3	3	3	6	3	16	-	16	2	5	1	8
ASSAULT	6	6	-	-	6	2	1	2	-	1	5	1	4	-	2	1	1
BURGLARY	-	-	-	-	-	-	-	-	-	-	-	-	-	-	-	-	-
LARCENY AND THEFT	5	5	-	-	5	-	2	1	-	2	5	2	3	-	-	-	3
EMBEZZLEMENT	12	7	5	-	12	5	1	2	1	3	11	11	-	-	-	-	-
FRAUD	26	21	5	-	26	-	2	4	2	18	25	17	8	-	4	1	3
AUTO THEFT	-	-	-	-	-	-	-	-	-	-	-	-	-	-	-	-	-
FORGERY, COUNTERFEIT.	4	4	-	-	4	-	1	-	-	3	4	1	3	-	2	-	1
SEX OFFENSES	-	-	-	-	-	-	-	-	-	-	-	-	-	-	-	-	-
MARIHUANA	6	3	3	-	6	-	-	3	1	2	6	5	1	-	1	-	-
NARCOTICS	51	40	11	-	51	7	7	14	12	11	50	17	33	3	18	5	7
WEAPONS AND FIREARMS	14	14	-	-	14	-	3	3	4	4	14	2	12	1	3	4	4
ESCAPE	5	5	-	-	5	-	-	1	-	4	5	-	5	-	-	-	5
OTHER GENERAL OFFENSES	-	-	-	-	-	-	-	-	-	-	-	-	-	-	-	-	-
IMMIGRATION LAWS	-	-	-	-	-	-	-	-	-	-	-	-	-	-	-	-	-
LIQUOR, INTERNAL REV.	-	-	-	-	-	-	-	-	-	-	-	-	-	-	-	-	-
SELECTIVE SERVICE ACT	-	-	-	-	-	-	-	-	-	-	-	-	-	-	-	-	-
OTHER SPECIAL OFFENSES (FEDERAL STATUTES)	7	6	1	-	7	1	1	1	1	3	7	2	5	-	1	2	2

TABLE 4
UNITED STATES DISTRICT COURTS
SEX, AGE, PRIOR CRIMINAL RECORD OF CONVICTED DEFENDANTS *
TWELVE MONTH PERIOD ENDED JUNE 30, 1980

CIRCUIT AND DISTRICT	SEX REPORTED				AGE REPORTED						PRIOR CRIMINAL RECORD DATA REPORTED						
														TYPE OF PRIOR CRIMINAL RECORD			
	TOTAL	MALE	FEMALE	CORPORATION	TOTAL	21 AND UNDER	22 TO 24	25 TO 29	30 TO 34	35 AND OVER	TOTAL	NO PRIOR CRIMINAL RECORD	WITH PRIOR CRIMINAL RECORD	JUVENILE	PROBATION	PRISON 1 YEAR OR LESS	PRISON MORE THAN 1 YEAR
MISSOURI EASTERN TOTAL	162	136	26	-	162	8	20	34	34	66	162	63	99	5	55	5	34
HOMICIDE	-	-	-	-	-	-	-	-	-	-	-	-	-	-	-	-	-
ROBBERY	3	3	-	-	3	-	1	1	1	-	3	2	1	-	-	1	-
ASSAULT	-	-	-	-	-	-	-	-	-	-	-	-	-	-	-	-	-
BURGLARY	-	-	-	-	-	-	-	-	-	-	-	-	-	-	-	-	-
LARCENY AND THEFT	27	21	6	-	27	2	2	6	8	9	27	4	23	-	10	1	12
EMBEZZLEMENT	12	6	6	-	12	1	2	2	-	7	12	10	2	-	2	-	-
FRAUD	36	30	6	-	36	1	1	2	3	29	36	21	15	2	10	-	3
AUTO THEFT	2	2	-	-	2	-	-	-	1	1	2	-	2	-	1	-	1
FORGERY, COUNTERFEIT.	13	10	3	-	13	-	3	2	4	4	13	1	12	-	4	-	8
SEX OFFENSES	-	-	-	-	-	-	-	-	-	-	-	-	-	-	-	-	-
MARIHUANA	5	5	-	-	5	-	1	1	1	2	5	1	4	-	3	-	1
NARCOTICS	48	43	5	-	48	3	8	16	10	9	48	21	27	2	21	1	3
WEAPONS AND FIREARMS	6	6	-	-	6	-	-	1	5	-	6	-	6	1	-	1	4
ESCAPE	1	1	-	-	1	-	-	-	1	-	1	-	1	-	-	-	1
OTHER GENERAL OFFENSES	2	2	-	-	2	-	1	-	-	1	2	2	-	-	-	-	-
IMMIGRATION LAWS	-	-	-	-	-	-	-	-	-	-	-	-	-	-	-	-	-
LIQUOR, INTERNAL REV.	-	-	-	-	-	-	-	-	-	-	-	-	-	-	-	-	-
SELECTIVE SERVICE ACT	-	-	-	-	-	-	-	-	-	-	-	-	-	-	-	-	-
OTHER SPECIAL OFFENSES (FEDERAL STATUTES)	7	7	-	-	7	1	1	1	-	4	7	1	6	-	4	1	1
MISSOURI WESTERN TOTAL	225	197	28	-	222	13	20	44	46	99	209	85	124	5	36	16	67
HOMICIDE	4	4	-	-	4	1	-	2	1	-	4	-	4	-	2	1	1
ROBBERY	14	14	-	-	14	2	3	5	1	3	14	2	12	-	2	-	10
ASSAULT	5	5	-	-	5	-	1	-	2	2	4	2	2	-	-	-	2
BURGLARY	-	-	-	-	-	-	-	-	-	-	-	-	-	-	-	-	-
LARCENY AND THEFT	32	26	6	-	32	2	2	10	9	9	32	12	20	3	8	3	6
EMBEZZLEMENT	18	12	6	-	18	2	5	1	3	7	18	13	5	-	3	1	1
FRAUD	47	40	7	-	47	-	1	2	6	38	47	34	13	1	7	1	4
AUTO THEFT	4	4	-	-	4	-	-	1	-	3	4	2	2	-	-	-	2
FORGERY, COUNTERFEIT.	16	12	4	-	16	2	1	6	4	3	16	3	13	1	3	2	7
SEX OFFENSES	-	-	-	-	-	-	-	-	-	-	-	-	-	-	-	-	-
MARIHUANA	3	3	-	-	3	-	-	1	1	1	3	1	2	-	-	-	2
NARCOTICS	33	30	3	-	33	-	1	7	11	14	33	9	24	-	8	7	9
WEAPONS AND FIREARMS	11	10	1	-	11	-	1	1	3	6	11	-	11	-	1	1	9
ESCAPE	9	9	-	-	9	-	-	1	1	7	9	-	9	-	-	-	9
OTHER GENERAL OFFENSES	19	18	1	-	19	4	5	3	3	4	7	3	4	-	1	-	3
IMMIGRATION LAWS	-	-	-	-	-	-	-	-	-	-	-	-	-	-	-	-	-
LIQUOR, INTERNAL REV.	-	-	-	-	-	-	-	-	-	-	-	-	-	-	-	-	-
SELECTIVE SERVICE ACT	-	-	-	-	-	-	-	-	-	-	-	-	-	-	-	-	-
OTHER SPECIAL OFFENSES (FEDERAL STATUTES)	10	10	-	-	7	-	-	4	1	2	7	4	3	-	1	-	2
NEBRASKA TOTAL	86	76	10	-	85	5	14	24	12	30	82	38	44	1	12	13	18
HOMICIDE	-	-	-	-	-	-	-	-	-	-	-	-	-	-	-	-	-
ROBBERY	-	-	-	-	-	-	-	-	-	-	-	-	-	-	-	-	-
ASSAULT	4	4	-	-	3	-	1	2	-	-	3	3	-	-	-	-	-
BURGLARY	-	-	-	-	-	-	-	-	-	-	-	-	-	-	-	-	-
LARCENY AND THEFT	24	17	7	-	24	2	6	7	4	5	23	7	16	-	4	3	9
EMBEZZLEMENT	3	2	1	-	3	-	-	1	-	2	3	2	1	-	1	-	-
FRAUD	18	17	1	-	18	-	1	3	2	12	18	11	7	1	2	2	2
AUTO THEFT	2	2	-	-	2	-	-	-	1	1	1	-	1	-	1	-	-
FORGERY, COUNTERFEIT.	6	6	-	-	6	-	1	1	-	4	6	3	3	-	-	-	3
SEX OFFENSES	1	1	-	-	1	-	-	-	-	1	1	-	1	-	-	-	1
MARIHUANA	7	6	1	-	7	-	1	4	2	-	7	2	5	-	2	2	1
NARCOTICS	5	5	-	-	5	2	-	2	-	1	5	2	3	-	1	1	1
WEAPONS AND FIREARMS	2	2	-	-	2	-	1	-	-	1	1	-	1	-	1	-	-
ESCAPE	-	-	-	-	-	-	-	-	-	-	-	-	-	-	-	-	-
OTHER GENERAL OFFENSES	1	1	-	-	1	1	-	-	-	-	1	1	-	-	-	-	-
IMMIGRATION LAWS	11	11	-	-	11	-	3	4	3	1	11	5	6	-	-	5	1
LIQUOR, INTERNAL REV.	-	-	-	-	-	-	-	-	-	-	-	-	-	-	-	-	-
SELECTIVE SERVICE ACT	-	-	-	-	-	-	-	-	-	-	-	-	-	-	-	-	-
OTHER SPECIAL OFFENSES (FEDERAL STATUTES)	2	2	-	-	2	-	-	-	-	2	2	2	-	-	-	-	-

TABLE 4
UNITED STATES DISTRICT COURTS
SEX, AGE, PRIOR CRIMINAL RECORD OF CONVICTED DEFENDANTS *
TWELVE MONTH PERIOD ENDED JUNE 30, 1980

CIRCUIT AND DISTRICT	SEX REPORTED				AGE REPORTED						PRIOR CRIMINAL RECORD DATA REPORTED						
														TYPE OF PRIOR CRIMINAL RECORD			
	TOTAL	MALE	FEMALE	CORPORATION	TOTAL	21 AND UNDER	22 TO 24	25 TO 29	30 TO 34	35 AND OVER	TOTAL	NO PRIOR CRIMINAL RECORD	WITH PRIOR CRIMINAL RECORD	JUVENILE	PROBATION	PRISON 1 YEAR OR LESS	PRISON MORE THAN 1 YEAR
NORTH DAKOTA TOTAL	63	53	10	-	63	16	8	18	9	11	61	18	43	2	28	8	5
HOMICIDE	3	3	-	-	3	-	1	1	1	-	3	1	2	-	1	-	1
ROBBERY	2	2	-	-	2	2	-	-	-	-	2	2	-	-	-	-	-
ASSAULT	6	6	-	-	6	1	1	3	-	1	6	1	5	-	3	2	-
BURGLARY	6	6	-	-	6	5	1	-	-	-	6	-	6	-	5	1	-
LARCENY AND THEFT	3	2	1	-	3	-	1	1	1	-	3	-	3	-	2	1	-
EMBEZZLEMENT	2	1	1	-	2	-	-	-	1	1	2	2	-	-	-	-	-
FRAUD	6	5	1	-	6	-	-	-	-	6	5	5	-	-	-	-	-
AUTO THEFT	-	-	-	-	-	-	-	-	-	-	-	-	-	-	-	-	-
FORGERY, COUNTERFEIT,	13	6	7	-	13	3	3	3	2	2	13	3	10	1	7	1	1
SEX OFFENSES	5	5	-	-	5	3	1	-	1	-	5	-	5	-	4	1	-
MARIHUANA	1	1	-	-	1	-	-	1	-	-	1	-	1	-	1	-	-
NARCOTICS	5	5	-	-	5	-	1	4	-	-	4	2	2	-	2	-	-
WEAPONS AND FIREARMS	5	5	-	-	5	1	-	4	-	-	5	-	5	-	1	1	3
ESCAPE	1	1	-	-	1	-	-	1	-	-	1	-	1	-	-	1	-
OTHER GENERAL OFFENSES	3	3	-	-	3	-	-	-	3	-	3	1	2	-	2	-	-
IMMIGRATION LAWS	-	-	-	-	-	-	-	-	-	-	-	-	-	-	-	-	-
LIQUOR, INTERNAL REV.	-	-	-	-	-	-	-	-	-	-	-	-	-	-	-	-	-
SELECTIVE SERVICE ACT	-	-	-	-	-	-	-	-	-	-	-	-	-	-	-	-	-
OTHER SPECIAL OFFENSES (FEDERAL STATUTES)	2	2	-	-	2	1	-	-	-	1	2	1	1	1	-	-	-
SOUTH DAKOTA TOTAL	134	113	21	-	134	49	25	13	8	39	131	49	82	4	48	15	15
HOMICIDE	11	11	-	-	11	4	2	2	-	3	11	2	9	1	4	2	2
ROBBERY	5	5	-	-	5	2	2	1	-	-	5	1	4	-	2	-	2
ASSAULT	43	38	5	-	43	18	8	5	2	10	43	7	36	3	21	6	6
BURGLARY	5	5	-	-	5	2	2	1	-	-	5	2	3	-	3	-	-
LARCENY AND THEFT	31	25	6	-	31	21	7	-	2	1	31	17	14	-	10	3	1
EMBEZZLEMENT	4	-	4	-	4	-	-	-	1	3	4	4	-	-	-	-	-
FRAUD	16	15	1	-	16	-	-	-	-	16	14	11	3	-	1	1	1
AUTO THEFT	-	-	-	-	-	-	-	-	-	-	-	-	-	-	-	-	-
FORGERY, COUNTERFEIT,	7	3	4	-	7	-	-	2	1	4	7	1	6	-	5	1	-
SEX OFFENSES	4	4	-	-	4	1	1	1	1	-	3	1	2	-	1	-	1
MARIHUANA	-	-	-	-	-	-	-	-	-	-	-	-	-	-	-	-	-
NARCOTICS	-	-	-	-	-	-	-	-	-	-	-	-	-	-	-	-	-
WEAPONS AND FIREARMS	1	1	-	-	1	-	-	-	1	-	1	-	1	-	-	1	-
ESCAPE	1	1	-	-	1	-	-	-	-	-	1	-	1	-	-	1	-
OTHER GENERAL OFFENSES	2	2	-	-	2	1	-	-	-	1	2	1	1	-	-	-	1
IMMIGRATION LAWS	-	-	-	-	-	-	-	-	-	-	-	-	-	-	-	-	-
LIQUOR, INTERNAL REV.	-	-	-	-	-	-	-	-	-	-	-	-	-	-	-	-	-
SELECTIVE SERVICE ACT	-	-	-	-	-	-	-	-	-	-	-	-	-	-	-	-	-
OTHER SPECIAL OFFENSES (FEDERAL STATUTES)	4	3	1	-	4	-	3	-	-	1	4	2	2	-	1	-	1
ALASKA TOTAL	54	45	9	-	54	8	7	9	11	19	6	-	6	1	3	1	1
HOMICIDE	-	-	-	-	-	-	-	-	-	-	-	-	-	-	-	-	-
ROBBERY	6	6	-	-	6	3	1	1	-	1	2	-	2	-	1	-	1
ASSAULT	1	1	-	-	1	-	-	1	-	-	-	-	-	-	-	-	-
BURGLARY	-	-	-	-	-	-	-	-	-	-	-	-	-	-	-	-	-
LARCENY AND THEFT	4	4	-	-	4	1	1	-	1	1	1	-	1	-	-	1	-
EMBEZZLEMENT	8	5	3	-	8	1	1	-	2	4	1	-	1	-	1	-	-
FRAUD	10	8	2	-	10	1	-	-	1	8	-	-	-	-	-	-	-
AUTO THEFT	-	-	-	-	-	-	-	-	-	-	-	-	-	-	-	-	-
FORGERY, COUNTERFEIT,	1	1	-	-	1	-	-	-	-	1	-	-	-	-	-	-	-
SEX OFFENSES	2	2	-	-	2	-	2	-	-	-	-	-	-	-	-	-	-
MARIHUANA	1	1	-	-	1	-	-	-	1	-	-	-	-	-	-	-	-
NARCOTICS	17	14	3	-	17	1	2	7	5	2	2	-	2	1	1	-	-
WEAPONS AND FIREARMS	-	-	-	-	-	-	-	-	-	-	-	-	-	-	-	-	-
ESCAPE	-	-	-	-	-	-	-	-	-	-	-	-	-	-	-	-	-
OTHER GENERAL OFFENSES	1	-	1	-	1	1	-	-	-	-	-	-	-	-	-	-	-
IMMIGRATION LAWS	-	-	-	-	-	-	-	-	-	-	-	-	-	-	-	-	-
LIQUOR, INTERNAL REV.	-	-	-	-	-	-	-	-	-	-	-	-	-	-	-	-	-
SELECTIVE SERVICE ACT	-	-	-	-	-	-	-	-	-	-	-	-	-	-	-	-	-
OTHER SPECIAL OFFENSES (FEDERAL STATUTES)	3	3	-	-	3	-	-	-	1	2	-	-	-	-	-	-	-

TABLE 4
UNITED STATES DISTRICT COURTS
SEX, AGE, PRIOR CRIMINAL RECORD OF CONVICTED DEFENDANTS *
TWELVE MONTH PERIOD ENDED JUNE 30, 1980

CIRCUIT AND DISTRICT	SEX REPORTED				AGE REPORTED						PRIOR CRIMINAL RECORD DATA REPORTED						
														TYPE OF PRIOR CRIMINAL RECORD			
	TOTAL	MALE	FEMALE	CORPORATION	TOTAL	21 AND UNDER	22 TO 24	25 TO 29	30 TO 34	35 AND OVER	TOTAL	NO PRIOR CRIMINAL RECORD	WITH PRIOR CRIMINAL RECORD	JUVENILE	PROBATION	PRISON 1 YEAR OR LESS	PRISON MORE THAN 1 YEAR
ARIZONA TOTAL	369	337	32	-	364	27	49	85	72	131	225	2	223	9	82	62	70
HOMICIDE	10	10	-	-	10	1	2	1	5	1	6	-	6	-	2	3	1
ROBBERY	7	6	1	-	7	1	1	2	1	2	6	1	5	-	1	1	3
ASSAULT	17	16	1	-	17	6	5	2	2	2	12	-	12	-	3	6	3
BURGLARY	3	3	-	-	3	1	2	-	-	-	2	-	2	-	1	1	-
LARCENY AND THEFT	20	17	3	-	20	3	3	2	3	9	16	1	15	1	5	2	7
EMBEZZLEMENT	14	5	9	-	14	-	-	5	3	6	8	-	8	1	4	3	-
FRAUD	34	28	6	-	34	-	1	3	3	27	19	-	19	1	8	6	4
AUTO THEFT	7	7	-	-	7	-	-	-	2	5	6	-	6	-	1	1	4
FORGERY, COUNTERFEIT,	9	8	1	-	9	-	-	5	-	4	6	-	6	-	-	1	5
SEX OFFENSES	3	3	-	-	3	1	-	2	-	-	3	-	3	-	-	2	1
MARIHUANA	31	28	3	-	31	-	3	8	11	9	17	-	17	1	11	2	3
NARCOTICS	53	52	1	-	53	2	10	9	12	20	25	-	25	2	15	6	2
WEAPONS AND FIREARMS	9	9	-	-	9	-	-	2	1	6	8	-	8	-	2	1	5
ESCAPE	26	25	1	-	25	2	3	10	6	4	23	-	23	1	1	5	16
OTHER GENERAL OFFENSES	7	7	-	-	7	-	1	1	-	5	5	-	5	-	4	-	1
IMMIGRATION LAWS	105	100	5	-	101	10	15	29	22	25	56	-	56	2	21	20	13
LIQUOR, INTERNAL REV.	-	-	-	-	-	-	-	-	-	-	-	-	-	-	-	-	-
SELECTIVE SERVICE ACT	-	-	-	-	-	-	-	-	-	-	-	-	-	-	-	-	-
OTHER SPECIAL OFFENSES (FEDERAL STATUTES)	14	13	1	-	14	-	3	4	1	6	7	-	7	-	3	2	2
CALIFORNIA NORTHERN TOTAL	276	225	51	-	276	11	21	62	70	112	173	-	173	13	64	42	54
HOMICIDE	2	1	1	-	2	-	-	1	-	1	-	-	-	-	-	-	-
ROBBERY	26	22	4	-	26	-	5	7	8	6	25	-	25	3	4	6	12
ASSAULT	-	-	-	-	-	-	-	-	-	-	-	-	-	-	-	-	-
BURGLARY	2	2	-	-	2	-	-	2	-	-	1	-	1	-	-	-	1
LARCENY AND THEFT	12	10	2	-	12	1	1	4	3	3	8	-	8	2	-	3	3
EMBEZZLEMENT	27	14	13	-	27	2	-	7	7	11	5	-	5	-	4	-	1
FRAUD	54	47	7	-	54	3	1	10	12	28	26	-	26	4	11	6	5
AUTO THEFT	2	1	1	-	2	-	-	-	-	2	2	-	2	-	-	1	1
FORGERY, COUNTERFEIT,	30	23	7	-	30	-	2	11	8	9	23	-	23	1	7	7	8
SEX OFFENSES	-	-	-	-	-	-	-	-	-	-	-	-	-	-	-	-	-
MARIHUANA	27	22	5	-	27	2	2	5	10	8	18	-	18	1	11	3	3
NARCOTICS	51	46	5	-	51	1	5	10	14	21	33	-	33	2	18	6	7
WEAPONS AND FIREARMS	12	11	1	-	12	1	1	1	4	5	12	-	12	-	2	3	7
ESCAPE	5	4	1	-	5	-	1	1	2	1	4	-	4	-	1	1	2
OTHER GENERAL OFFENSES	3	3	-	-	3	-	-	-	-	3	2	-	2	-	1	1	-
IMMIGRATION LAWS	7	7	-	-	7	-	-	1	2	4	7	-	7	-	2	3	2
LIQUOR, INTERNAL REV.	-	-	-	-	-	-	-	-	-	-	-	-	-	-	-	-	-
SELECTIVE SERVICE ACT	-	-	-	-	-	-	-	-	-	-	-	-	-	-	-	-	-
OTHER SPECIAL OFFENSES (FEDERAL STATUTES)	16	12	4	-	16	1	3	2	-	10	7	-	7	-	3	2	2
CALIFORNIA EASTERN TOTAL	203	170	33	-	200	13	28	56	30	73	115	8	107	2	37	34	34
HOMICIDE	1	1	-	-	1	-	-	1	-	-	1	-	1	-	1	-	-
ROBBERY	20	18	2	-	20	2	3	8	3	4	16	-	16	1	1	2	12
ASSAULT	4	4	-	-	4	-	1	2	1	-	2	1	1	-	-	1	-
BURGLARY	1	1	-	-	1	-	1	-	-	-	1	-	1	-	-	1	-
LARCENY AND THEFT	24	23	1	-	23	2	7	4	3	7	13	2	11	-	6	3	2
EMBEZZLEMENT	15	8	7	-	14	-	1	6	3	4	4	1	3	-	3	-	-
FRAUD	34	26	8	-	33	2	1	8	2	20	13	1	12	-	4	6	2
AUTO THEFT	1	1	-	-	1	-	-	-	-	1	1	-	1	-	-	-	1
FORGERY, COUNTERFEIT,	28	22	6	-	23	4	8	7	5	4	23	-	23	-	11	9	3
SEX OFFENSES	-	-	-	-	-	-	-	-	-	-	-	-	-	-	-	-	-
MARIHUANA	7	6	1	-	7	2	1	2	1	1	1	-	1	-	-	1	-
NARCOTICS	29	26	3	-	29	-	3	10	1	15	16	1	15	-	6	9	2
WEAPONS AND FIREARMS	4	4	-	-	4	-	-	-	-	4	4	-	4	-	1	-	3
ESCAPE	5	5	-	-	5	-	-	1	1	3	5	-	5	-	-	-	5
OTHER GENERAL OFFENSES	7	5	2	-	7	-	-	2	2	3	5	-	5	-	2	-	3
IMMIGRATION LAWS	15	13	2	-	15	1	1	4	4	5	3	-	3	1	1	1	-
LIQUOR, INTERNAL REV.	-	-	-	-	-	-	-	-	-	-	-	-	-	-	-	-	-
SELECTIVE SERVICE ACT	-	-	-	-	-	-	-	-	-	-	-	-	-	-	-	-	-
OTHER SPECIAL OFFENSES (FEDERAL STATUTES)	8	7	1	-	8	-	1	1	4	2	7	2	5	-	3	1	1

TABLE 4
UNITED STATES DISTRICT COURTS
SEX, AGE, PRIOR CRIMINAL RECORD OF CONVICTED DEFENDANTS *
TWELVE MONTH PERIOD ENDED JUNE 30, 1980

CIRCUIT AND DISTRICT	SEX REPORTED				AGE REPORTED						PRIOR CRIMINAL RECORD DATA REPORTED						
														TYPE OF PRIOR CRIMINAL RECORD			
	TOTAL	MALE	FEMALE	CORPORATION	TOTAL	21 AND UNDER	22 TO 24	25 TO 29	30 TO 34	35 AND OVER	TOTAL	NO PRIOR CRIMINAL RECORD	WITH PRIOR CRIMINAL RECORD	JUVENILE	PROBATION	PRISON 1 YEAR OR LESS	PRISON MORE THAN 1 YEAR
CALIFORNIA CENTRAL TOTAL	820	660	160	-	817	44	77	174	189	333	471	3	468	22	149	112	185
HOMICIDE	-	-	-	-	-	-	-	-	-	-	-	-	-	-	-	-	-
ROBBERY	130	119	11	-	130	9	17	39	41	24	110	-	110	9	15	22	64
ASSAULT	3	3	-	-	3	-	-	2	1	-	2	-	2	-	-	-	2
BURGLARY	-	-	-	-	-	-	-	-	-	-	-	-	-	-	-	-	-
LARCENY AND THEFT	73	56	17	-	73	6	13	16	12	26	44	-	44	3	14	19	8
EMBEZZLEMENT	70	26	44	-	70	12	7	18	15	18	16	2	14	1	10	2	1
FRAUD	204	172	32	-	204	1	5	25	31	142	88	1	87	2	40	21	24
AUTO THEFT	4	4	-	-	4	-	-	-	2	2	3	-	3	-	-	-	3
FORGERY, COUNTERFEIT.	64	47	17	-	64	4	8	11	18	23	46	-	46	2	17	12	15
SEX OFFENSES	1	1	-	-	1	-	-	-	-	1	-	-	-	-	-	-	-
MARIHUANA	28	25	3	-	28	-	-	5	12	11	18	-	18	1	7	6	4
NARCOTICS	98	78	20	-	97	2	7	31	26	31	46	-	46	2	22	12	10
WEAPONS AND FIREARMS	18	16	2	-	18	-	2	4	2	10	12	-	12	-	3	2	7
ESCAPE	38	36	2	-	38	2	3	10	10	13	37	-	37	-	-	1	36
OTHER GENERAL OFFENSES	13	10	3	-	12	-	-	1	4	7	4	-	4	-	2	1	1
IMMIGRATION LAWS	37	34	3	-	37	7	7	6	6	11	24	-	24	1	5	10	8
LIQUOR, INTERNAL REV.	-	-	-	-	-	-	-	-	-	-	-	-	-	-	-	-	-
SELECTIVE SERVICE ACT	-	-	-	-	-	-	-	-	-	-	-	-	-	-	-	-	-
OTHER SPECIAL OFFENSES (FEDERAL STATUTES)	39	33	6	-	38	1	8	6	9	14	21	-	21	1	14	4	2
CALIFORNIA SOUTHERN TOTAL	662	571	91	-	660	63	96	179	137	185	597	217	380	10	147	146	77
HOMICIDE	-	-	-	-	-	-	-	-	-	-	-	-	-	-	-	-	-
ROBBERY	13	13	-	-	13	2	2	5	2	2	13	3	10	-	3	3	4
ASSAULT	11	10	1	-	11	1	4	4	2	-	11	4	7	1	2	4	-
BURGLARY	1	1	-	-	1	-	-	-	-	1	1	-	1	-	-	-	1
LARCENY AND THEFT	25	20	5	-	25	4	5	7	3	6	20	3	17	1	8	7	1
EMBEZZLEMENT	9	5	4	-	9	2	1	2	3	1	9	7	2	1	-	-	1
FRAUD	43	36	7	-	43	-	5	12	6	20	41	21	20	-	5	9	6
AUTO THEFT	-	-	-	-	-	-	-	-	-	-	-	-	-	-	-	-	-
FORGERY, COUNTERFEIT.	37	33	4	-	37	2	6	8	6	15	37	8	29	1	12	11	5
SEX OFFENSES	-	-	-	-	-	-	-	-	-	-	-	-	-	-	-	-	-
MARIHUANA	26	25	1	-	26	-	2	10	10	4	24	10	14	-	7	5	2
NARCOTICS	133	110	23	-	133	7	15	41	41	29	120	57	63	2	40	16	5
WEAPONS AND FIREARMS	8	8	-	-	8	-	1	1	2	4	6	-	6	-	1	2	3
ESCAPE	32	25	7	-	32	2	3	10	7	10	32	6	26	1	7	9	9
OTHER GENERAL OFFENSES	20	16	4	-	20	-	2	4	3	11	18	7	11	-	5	4	2
IMMIGRATION LAWS	260	233	27	-	258	42	45	66	42	63	226	77	149	1	49	68	31
LIQUOR, INTERNAL REV.	-	-	-	-	-	-	-	-	-	-	-	-	-	-	-	-	-
SELECTIVE SERVICE ACT	-	-	-	-	-	-	-	-	-	-	-	-	-	-	-	-	-
OTHER SPECIAL OFFENSES (FEDERAL STATUTES)	44	36	8	-	44	1	5	9	10	19	39	14	25	2	8	8	7
HAWAII TOTAL	90	74	16	-	90	11	10	21	17	31	83	44	39	1	24	7	7
HOMICIDE	-	-	-	-	-	-	-	-	-	-	-	-	-	-	-	-	-
ROBBERY	1	1	-	-	1	-	1	-	-	-	1	1	-	-	-	-	-
ASSAULT	9	9	-	-	9	4	1	3	1	-	7	3	4	1	3	-	-
BURGLARY	-	-	-	-	-	-	-	-	-	-	-	-	-	-	-	-	-
LARCENY AND THEFT	19	13	6	-	19	2	4	4	4	5	19	13	6	-	3	3	-
EMBEZZLEMENT	2	-	2	-	2	-	-	1	1	-	2	1	1	-	1	-	-
FRAUD	15	12	3	-	15	1	-	2	2	10	13	6	7	-	3	2	2
AUTO THEFT	-	-	-	-	-	-	-	-	-	-	-	-	-	-	-	-	-
FORGERY, COUNTERFEIT.	3	3	-	-	3	-	-	-	2	1	3	-	3	-	1	1	1
SEX OFFENSES	-	-	-	-	-	-	-	-	-	-	-	-	-	-	-	-	-
MARIHUANA	-	-	-	-	-	-	-	-	-	-	-	-	-	-	-	-	-
NARCOTICS	22	20	2	-	22	-	1	8	5	8	21	11	10	-	8	1	1
WEAPONS AND FIREARMS	3	3	-	-	3	-	1	-	1	1	3	1	2	-	1	-	1
ESCAPE	-	-	-	-	-	-	-	-	-	-	-	-	-	-	-	-	-
OTHER GENERAL OFFENSES	5	4	1	-	5	2	1	-	-	2	4	3	1	-	1	-	-
IMMIGRATION LAWS	-	-	-	-	-	-	-	-	-	-	-	-	-	-	-	-	-
LIQUOR, INTERNAL REV.	-	-	-	-	-	-	-	-	-	-	-	-	-	-	-	-	-
SELECTIVE SERVICE ACT	-	-	-	-	-	-	-	-	-	-	-	-	-	-	-	-	-
OTHER SPECIAL OFFENSES (FEDERAL STATUTES)	11	9	2	-	11	2	1	3	1	4	10	5	5	-	3	-	2

TABLE 4
UNITED STATES DISTRICT COURTS
SEX, AGE, PRIOR CRIMINAL RECORD OF CONVICTED DEFENDANTS *
TWELVE MONTH PERIOD ENDED JUNE 30, 1980

CIRCUIT AND DISTRICT	SEX REPORTED				AGE REPORTED						PRIOR CRIMINAL RECORD DATA REPORTED						
														TYPE OF PRIOR CRIMINAL RECORD			
	TOTAL	MALE	FEMALE	CORPORATION	TOTAL	21 AND UNDER	22 TO 24	25 TO 29	30 TO 34	35 AND OVER	TOTAL	NO PRIOR CRIMINAL RECORD	WITH PRIOR CRIMINAL RECORD	JUVENILE	PROBATION	PRISON 1 YEAR OR LESS	PRISON MORE THAN 1 YEAR
IDAHO TOTAL	71	62	9	-	71	8	13	12	18	20	69	37	32	2	19	3	8
HOMICIDE	2	2	-	-	2	-	2	-	-	-	2	1	1	-	1	-	-
ROBBERY	-	-	-	-	-	-	-	-	-	-	-	-	-	-	-	-	-
ASSAULT	2	1	1	-	2	1	-	-	1	-	2	-	2	-	2	-	-
BURGLARY	2	2	-	-	2	2	-	-	-	-	2	-	2	1	1	-	-
LARCENY AND THEFT	5	4	1	-	5	2	-	1	2	-	5	2	3	-	2	1	-
EMBEZZLEMENT	8	5	3	-	8	1	2	-	3	2	8	8	-	-	-	-	-
FRAUD	10	10	-	-	10	-	-	-	2	8	8	5	3	-	3	-	-
AUTO THEFT	1	1	-	-	1	-	-	-	-	1	1	-	1	-	-	-	1
FORGERY, COUNTERFEIT.	2	1	1	-	2	-	-	-	1	1	2	-	2	-	1	-	1
SEX OFFENSES	-	-	-	-	-	-	-	-	-	-	-	-	-	-	-	-	-
MARIHUANA	-	-	-	-	-	-	-	-	-	-	-	-	-	-	-	-	-
NARCOTICS	23	20	3	-	23	2	7	4	7	3	23	13	10	1	7	1	1
WEAPONS AND FIREARMS	4	4	-	-	4	-	-	2	1	1	4	1	3	-	-	1	2
ESCAPE	-	-	-	-	-	-	-	-	-	-	-	-	-	-	-	-	-
OTHER GENERAL OFFENSES	-	-	-	-	-	-	-	-	-	-	-	-	-	-	-	-	-
IMMIGRATION LAWS	8	8	-	-	8	-	-	3	1	4	8	3	5	-	2	-	3
LIQUOR, INTERNAL REV.	-	-	-	-	-	-	-	-	-	-	-	-	-	-	-	-	-
SELECTIVE SERVICE ACT	-	-	-	-	-	-	-	-	-	-	-	-	-	-	-	-	-
OTHER SPECIAL OFFENSES (FEDERAL STATUTES)	4	4	-	-	4	-	2	2	-	-	4	4	-	-	-	-	-
MONTANA TOTAL	82	73	9	-	82	28	12	11	14	17	78	44	34	1	18	7	8
HOMICIDE	5	5	-	-	5	-	1	1	1	2	4	2	2	-	-	1	1
ROBBERY	3	3	-	-	3	2	1	-	-	-	3	2	1	-	1	-	-
ASSAULT	8	7	1	-	8	2	1	2	1	2	8	6	2	-	-	1	1
BURGLARY	6	6	-	-	6	4	2	-	-	-	6	4	2	-	2	-	-
LARCENY AND THEFT	27	26	1	-	27	13	5	3	4	2	27	15	12	1	6	2	3
EMBEZZLEMENT	3	1	2	-	3	1	1	-	-	1	3	3	-	-	-	-	-
FRAUD	7	6	1	-	7	-	-	1	1	5	7	4	3	-	2	1	-
AUTO THEFT	-	-	-	-	-	-	-	-	-	-	-	-	-	-	-	-	-
FORGERY, COUNTERFEIT.	5	2	3	-	5	-	1	4	-	-	3	1	2	-	1	1	-
SEX OFFENSES	2	2	-	-	2	1	-	-	-	1	2	1	1	-	1	-	-
MARIHUANA	-	-	-	-	-	-	-	-	-	-	-	-	-	-	-	-	-
NARCOTICS	1	1	-	-	1	-	-	-	-	1	1	1	-	-	-	-	-
WEAPONS AND FIREARMS	1	1	-	-	1	-	-	-	-	1	1	-	1	-	-	-	1
ESCAPE	-	-	-	-	-	-	-	-	-	-	-	-	-	-	-	-	-
OTHER GENERAL OFFENSES	7	6	1	-	7	3	-	-	3	1	7	3	4	-	2	-	2
IMMIGRATION LAWS	1	1	-	-	1	-	-	-	1	-	-	-	-	-	-	-	-
LIQUOR, INTERNAL REV.	-	-	-	-	-	-	-	-	-	-	-	-	-	-	-	-	-
SELECTIVE SERVICE ACT	-	-	-	-	-	-	-	-	-	-	-	-	-	-	-	-	-
OTHER SPECIAL OFFENSES (FEDERAL STATUTES)	6	6	-	-	6	2	-	-	3	1	6	2	4	-	3	1	-
NEVADA TOTAL	113	95	17	1	109	1	7	17	17	67	95	41	54	4	32	5	13
HOMICIDE	1	-	1	-	1	-	-	-	-	1	1	1	-	-	-	-	-
ROBBERY	11	11	-	-	11	-	2	1	3	5	11	4	7	1	3	-	3
ASSAULT	2	1	1	-	2	-	1	-	-	1	2	-	2	-	1	-	1
BURGLARY	-	-	-	-	-	-	-	-	-	-	-	-	-	-	-	-	-
LARCENY AND THEFT	10	9	1	-	10	1	-	2	-	7	10	3	7	1	2	1	3
EMBEZZLEMENT	2	1	1	-	2	-	-	-	-	2	1	-	1	-	1	-	-
FRAUD	24	20	4	-	24	-	-	1	1	22	19	12	7	-	6	-	1
AUTO THEFT	-	-	-	-	-	-	-	-	-	-	-	-	-	-	-	-	-
FORGERY, COUNTERFEIT.	17	15	2	-	16	-	2	3	1	10	11	2	9	-	5	1	3
SEX OFFENSES	-	-	-	-	-	-	-	-	-	-	-	-	-	-	-	-	-
MARIHUANA	-	-	-	-	-	-	-	-	-	-	-	-	-	-	-	-	-
NARCOTICS	25	20	5	-	24	-	-	5	10	9	23	11	12	-	8	3	1
WEAPONS AND FIREARMS	3	2	1	-	3	-	-	2	-	1	3	1	2	-	1	-	1
ESCAPE	-	-	-	-	-	-	-	-	-	-	-	-	-	-	-	-	-
OTHER GENERAL OFFENSES	8	7	1	-	8	-	-	1	-	7	8	4	4	1	3	-	-
IMMIGRATION LAWS	2	2	-	-	2	-	-	1	1	-	2	1	1	-	1	-	-
LIQUOR, INTERNAL REV.	-	-	-	-	-	-	-	-	-	-	-	-	-	-	-	-	-
SELECTIVE SERVICE ACT	-	-	-	-	-	-	-	-	-	-	-	-	-	-	-	-	-
OTHER SPECIAL OFFENSES (FEDERAL STATUTES)	8	7	-	1	6	-	2	1	1	2	4	2	2	1	1	-	-

TABLE 4
UNITED STATES DISTRICT COURTS
SEX, AGE, PRIOR CRIMINAL RECORD OF CONVICTED DEFENDANTS *
TWELVE MONTH PERIOD ENDED JUNE 30, 1980

CIRCUIT AND DISTRICT	SEX REPORTED				AGE REPORTED						PRIOR CRIMINAL RECORD DATA REPORTED						
														TYPE OF PRIOR CRIMINAL RECORD			
	TOTAL	MALE	FEMALE	CORPORATION	TOTAL	21 AND UNDER	22 TO 24	25 TO 29	30 TO 34	35 AND OVER	TOTAL	NO PRIOR CRIMINAL RECORD	WITH PRIOR CRIMINAL RECORD	JUVENILE	PROBATION	PRISON 1 YEAR OR LESS	PRISON MORE THAN 1 YEAR
OREGON TOTAL	160	124	36	-	155	11	18	41	36	49	153	60	93	1	30	22	40
HOMICIDE	2	-	2	-	2	-	-	1	1	-	2	-	2	-	1	1	-
ROBBERY	21	21	-	-	21	-	3	7	8	3	21	1	20	-	4	4	12
ASSAULT	5	3	2	-	5	1	2	1	1	-	5	1	4	-	2	1	1
BURGLARY	-	-	-	-	-	-	-	-	-	-	-	-	-	-	-	-	-
LARCENY AND THEFT	23	15	8	-	22	7	5	6	2	3	23	10	13	-	6	3	4
EMBEZZLEMENT	17	6	11	-	17	3	6	2	2	4	17	16	1	-	-	-	1
FRAUD	35	28	7	-	34	-	-	9	3	22	32	14	18	-	8	2	8
AUTO THEFT	1	1	-	-	1	-	-	-	-	1	1	1	-	-	-	-	-
FORGERY, COUNTERFEIT.	4	3	1	-	4	-	-	1	-	3	4	4	-	-	-	-	-
SEX OFFENSES	-	-	-	-	-	-	-	-	-	-	-	-	-	-	-	-	-
MARIHUANA	1	1	-	-	1	-	-	-	-	1	1	-	1	-	-	-	1
NARCOTICS	35	32	3	-	35	-	-	11	16	8	34	9	25	1	5	9	10
WEAPONS AND FIREARMS	1	1	-	-	1	-	-	-	1	-	1	-	1	-	-	-	1
ESCAPE	-	-	-	-	-	-	-	-	-	-	-	-	-	-	-	-	-
OTHER GENERAL OFFENSES	5	5	-	-	5	-	1	1	2	1	5	1	4	-	3	1	-
IMMIGRATION LAWS	-	-	-	-	-	-	-	-	-	-	-	-	-	-	-	-	-
LIQUOR, INTERNAL REV.	-	-	-	-	-	-	-	-	-	-	-	-	-	-	-	-	-
SELECTIVE SERVICE ACT	-	-	-	-	-	-	-	-	-	-	-	-	-	-	-	-	-
OTHER SPECIAL OFFENSES (FEDERAL STATUTES)	10	8	2	-	6	-	1	2	-	3	7	3	4	-	1	1	2
WASHINGTON EASTERN TOTAL	68	63	5	-	68	6	14	13	7	28	62	18	44	-	21	9	14
HOMICIDE	1	1	-	-	1	-	1	-	-	-	1	-	1	-	1	-	-
ROBBERY	7	7	-	-	7	2	2	-	-	3	7	-	7	-	2	1	4
ASSAULT	1	1	-	-	1	-	-	-	-	1	1	-	1	-	-	-	1
BURGLARY	1	1	-	-	1	-	-	-	-	1	1	-	1	-	-	-	1
LARCENY AND THEFT	2	1	1	-	2	-	-	1	-	1	2	1	1	-	-	-	1
EMBEZZLEMENT	3	2	1	-	3	-	-	1	1	1	2	1	1	-	1	-	-
FRAUD	11	10	1	-	11	-	1	3	-	7	9	3	6	-	4	2	-
AUTO THEFT	1	1	-	-	1	-	1	-	-	-	1	-	1	-	-	-	1
FORGERY, COUNTERFEIT.	4	4	-	-	4	1	-	-	-	3	4	-	4	-	2	1	1
SEX OFFENSES	2	2	-	-	2	-	-	-	-	2	2	-	2	-	-	1	1
MARIHUANA	1	-	1	-	1	-	-	-	1	-	1	-	1	-	-	1	-
NARCOTICS	19	19	-	-	19	2	4	2	3	8	19	10	9	-	5	2	2
WEAPONS AND FIREARMS	7	7	-	-	7	-	3	3	-	1	4	1	3	-	2	-	1
ESCAPE	2	2	-	-	2	-	-	2	-	-	2	-	2	-	1	-	1
OTHER GENERAL OFFENSES	-	-	-	-	-	-	-	-	-	-	-	-	-	-	-	-	-
IMMIGRATION LAWS	4	4	-	-	4	-	1	1	2	-	4	1	3	-	2	1	-
LIQUOR, INTERNAL REV.	-	-	-	-	-	-	-	-	-	-	-	-	-	-	-	-	-
SELECTIVE SERVICE ACT	-	-	-	-	-	-	-	-	-	-	-	-	-	-	-	-	-
OTHER SPECIAL OFFENSES (FEDERAL STATUTES)	2	1	1	-	2	1	1	-	-	-	2	1	1	-	1	-	-
WASHINGTON WESTERN TOTAL	335	252	82	1	318	23	45	74	53	123	219	91	128	5	66	25	32
HOMICIDE	-	-	-	-	-	-	-	-	-	-	-	-	-	-	-	-	-
ROBBERY	18	16	2	-	18	4	2	5	1	6	17	3	14	-	8	2	4
ASSAULT	5	4	1	-	5	-	1	2	1	1	4	1	3	-	2	-	1
BURGLARY	-	-	-	-	-	-	-	-	-	-	-	-	-	-	-	-	-
LARCENY AND THEFT	22	16	6	-	22	3	6	3	2	8	16	6	10	-	7	1	2
EMBEZZLEMENT	30	26	4	-	30	-	3	2	7	18	27	19	8	-	5	2	1
FRAUD	52	35	17	-	49	-	1	9	12	27	44	20	24	-	16	6	2
AUTO THEFT	-	-	-	-	-	-	-	-	-	-	-	-	-	-	-	-	-
FORGERY, COUNTERFEIT.	14	7	7	-	14	1	1	5	4	3	14	2	12	2	4	1	5
SEX OFFENSES	1	1	-	-	1	-	-	-	1	-	1	1	-	-	-	-	-
MARIHUANA	8	7	1	-	8	-	-	3	1	4	8	6	2	-	1	-	1
NARCOTICS	24	19	5	-	24	-	6	6	7	5	20	6	14	1	7	1	5
WEAPONS AND FIREARMS	5	5	-	-	5	-	-	1	1	3	5	-	5	1	-	2	2
ESCAPE	6	6	-	-	6	-	-	2	1	3	6	1	5	-	-	-	5
OTHER GENERAL OFFENSES	14	8	6	-	13	3	3	5	-	2	9	3	6	1	4	1	-
IMMIGRATION LAWS	12	12	-	-	10	1	2	2	2	3	7	-	7	-	1	3	3
LIQUOR, INTERNAL REV.	-	-	-	-	-	-	-	-	-	-	-	-	-	-	-	-	-
SELECTIVE SERVICE ACT	-	-	-	-	-	-	-	-	-	-	-	-	-	-	-	-	-
OTHER SPECIAL OFFENSES (FEDERAL STATUTES)	124	90	33	1	113	11	20	29	13	40	41	23	18	-	11	6	1

TABLE 4
UNITED STATES DISTRICT COURTS
SEX, AGE, PRIOR CRIMINAL RECORD OF CONVICTED DEFENDANTS *
TWELVE MONTH PERIOD ENDED JUNE 30, 1980

CIRCUIT AND DISTRICT	SEX REPORTED				AGE REPORTED						PRIOR CRIMINAL RECORD DATA REPORTED						
														TYPE OF PRIOR CRIMINAL RECORD			
	TOTAL	MALE	FEMALE	CORPORATION	TOTAL	21 AND UNDER	22 TO 24	25 TO 29	30 TO 34	35 AND OVER	TOTAL	NO PRIOR CRIMINAL RECORD	WITH PRIOR CRIMINAL RECORD	JUVENILE	PROBATION	PRISON 1 YEAR OR LESS	PRISON MORE THAN 1 YEAR
GUAM TOTAL	36	30	6	-	36	1	5	11	12	7	30	21	9	-	6	1	2
HOMICIDE	-	-	-	-	-	-	-	-	-	-	-	-	-	-	-	-	-
ROBBERY	-	-	-	-	-	-	-	-	-	-	-	-	-	-	-	-	-
ASSAULT	-	-	-	-	-	-	-	-	-	-	-	-	-	-	-	-	-
BURGLARY	-	-	-	-	-	-	-	-	-	-	-	-	-	-	-	-	-
LARCENY AND THEFT	-	-	-	-	-	-	-	-	-	-	-	-	-	-	-	-	-
EMBEZZLEMENT	-	-	-	-	-	-	-	-	-	-	-	-	-	-	-	-	-
FRAUD	2	1	1	-	2	-	-	-	1	1	1	1	-	-	-	-	-
AUTO THEFT	-	-	-	-	-	-	-	-	-	-	-	-	-	-	-	-	-
FORGERY, COUNTERFEIT.	-	-	-	-	-	-	-	-	-	-	-	-	-	-	-	-	-
SEX OFFENSES	-	-	-	-	-	-	-	-	-	-	-	-	-	-	-	-	-
MARIHUANA	4	3	1	-	4	-	1	1	1	1	3	3	-	-	-	-	-
NARCOTICS	25	21	4	-	25	1	2	9	8	5	22	15	7	-	5	1	1
WEAPONS AND FIREARMS	2	2	-	-	2	-	1	1	-	-	1	-	1	-	-	-	1
ESCAPE	-	-	-	-	-	-	-	-	-	-	-	-	-	-	-	-	-
OTHER GENERAL OFFENSES	-	-	-	-	-	-	-	-	-	-	-	-	-	-	-	-	-
IMMIGRATION LAWS	-	-	-	-	-	-	-	-	-	-	-	-	-	-	-	-	-
LIQUOR, INTERNAL REV.	-	-	-	-	-	-	-	-	-	-	-	-	-	-	-	-	-
SELECTIVE SERVICE ACT	-	-	-	-	-	-	-	-	-	-	-	-	-	-	-	-	-
OTHER SPECIAL OFFENSES (FEDERAL STATUTES)	3	3	-	-	3	-	1	-	2	-	3	2	1	-	1	-	-
NORTHERN MARIANAS TOTAL	-	-	-	-	-	-	-	-	-	-	-	-	-	-	-	-	-
HOMICIDE	-	-	-	-	-	-	-	-	-	-	-	-	-	-	-	-	-
ROBBERY	-	-	-	-	-	-	-	-	-	-	-	-	-	-	-	-	-
ASSAULT	-	-	-	-	-	-	-	-	-	-	-	-	-	-	-	-	-
BURGLARY	-	-	-	-	-	-	-	-	-	-	-	-	-	-	-	-	-
LARCENY AND THEFT	-	-	-	-	-	-	-	-	-	-	-	-	-	-	-	-	-
EMBEZZLEMENT	-	-	-	-	-	-	-	-	-	-	-	-	-	-	-	-	-
FRAUD	-	-	-	-	-	-	-	-	-	-	-	-	-	-	-	-	-
AUTO THEFT	-	-	-	-	-	-	-	-	-	-	-	-	-	-	-	-	-
FORGERY, COUNTERFEIT.	-	-	-	-	-	-	-	-	-	-	-	-	-	-	-	-	-
SEX OFFENSES	-	-	-	-	-	-	-	-	-	-	-	-	-	-	-	-	-
MARIHUANA	-	-	-	-	-	-	-	-	-	-	-	-	-	-	-	-	-
NARCOTICS	-	-	-	-	-	-	-	-	-	-	-	-	-	-	-	-	-
WEAPONS AND FIREARMS	-	-	-	-	-	-	-	-	-	-	-	-	-	-	-	-	-
ESCAPE	-	-	-	-	-	-	-	-	-	-	-	-	-	-	-	-	-
OTHER GENERAL OFFENSES	-	-	-	-	-	-	-	-	-	-	-	-	-	-	-	-	-
IMMIGRATION LAWS	-	-	-	-	-	-	-	-	-	-	-	-	-	-	-	-	-
LIQUOR, INTERNAL REV.	-	-	-	-	-	-	-	-	-	-	-	-	-	-	-	-	-
SELECTIVE SERVICE ACT	-	-	-	-	-	-	-	-	-	-	-	-	-	-	-	-	-
OTHER SPECIAL OFFENSES (FEDERAL STATUTES)	-	-	-	-	-	-	-	-	-	-	-	-	-	-	-	-	-
COLORADO TOTAL	397	272	122	3	391	30	82	108	74	97	378	248	130	3	92	7	28
HOMICIDE	-	-	-	-	-	-	-	-	-	-	-	-	-	-	-	-	-
ROBBERY	6	6	-	-	6	1	1	1	-	3	5	2	3	-	-	1	2
ASSAULT	3	3	-	-	3	-	1	1	1	-	3	-	3	1	-	-	2
BURGLARY	-	-	-	-	-	-	-	-	-	-	-	-	-	-	-	-	-
LARCENY AND THEFT	14	7	7	-	14	1	3	4	3	3	13	4	9	-	6	2	1
EMBEZZLEMENT	18	9	9	-	18	2	1	4	5	6	16	12	4	-	4	-	-
FRAUD	41	36	2	3	37	-	-	3	2	32	39	27	12	-	8	1	3
AUTO THEFT	4	4	-	-	4	-	-	1	1	2	4	-	4	-	-	-	4
FORGERY, COUNTERFEIT.	12	12	-	-	12	-	1	2	4	5	12	4	8	-	3	-	5
SEX OFFENSES	-	-	-	-	-	-	-	-	-	-	-	-	-	-	-	-	-
MARIHUANA	1	1	-	-	1	-	-	1	-	-	1	1	-	-	-	-	-
NARCOTICS	53	47	6	-	52	1	8	17	14	13	50	30	20	1	12	-	7
WEAPONS AND FIREARMS	4	4	-	-	3	1	1	-	1	-	3	-	3	-	2	1	-
ESCAPE	3	3	-	-	3	-	1	1	-	1	3	-	3	-	-	-	3
OTHER GENERAL OFFENSES	3	3	-	-	3	-	1	1	-	1	3	1	2	-	2	-	-
IMMIGRATION LAWS	11	11	-	-	11	2	5	1	1	2	9	-	9	-	8	-	1
LIQUOR, INTERNAL REV.	-	-	-	-	-	-	-	-	-	-	-	-	-	-	-	-	-
SELECTIVE SERVICE ACT	-	-	-	-	-	-	-	-	-	-	-	-	-	-	-	-	-
OTHER SPECIAL OFFENSES (FEDERAL STATUTES)	224	126	98	-	223	22	59	71	42	29	217	167	50	1	47	2	-

TABLE 4
UNITED STATES DISTRICT COURTS
SEX, AGE, PRIOR CRIMINAL RECORD OF CONVICTED DEFENDANTS *
TWELVE MONTH PERIOD ENDED JUNE 30, 1980

CIRCUIT AND DISTRICT	SEX REPORTED				AGE REPORTED						PRIOR CRIMINAL RECORD DATA REPORTED						
														TYPE OF PRIOR CRIMINAL RECORD			
	TOTAL	MALE	FEMALE	CORPORATION	TOTAL	21 AND UNDER	22 TO 24	25 TO 29	30 TO 34	35 AND OVER	TOTAL	NO PRIOR CRIMINAL RECORD	WITH PRIOR CRIMINAL RECORD	JUVENILE	PROBATION	PRISON 1 YEAR OR LESS	PRISON MORE THAN 1 YEAR
KANSAS TOTAL	146	118	27	1	144	11	13	22	31	67	133	56	77	2	28	9	38
HOMICIDE	-	-	-	-	-	-	-	-	-	-	-	-	-	-	-	-	-
ROBBERY	2	2	-	-	2	1	-	1	-	-	2	1	1	-	-	-	1
ASSAULT	4	4	-	-	4	1	-	1	-	2	3	-	3	-	-	-	3
BURGLARY	3	3	-	-	3	1	-	1	-	1	3	-	3	-	1	-	2
LARCENY AND THEFT	20	15	5	-	20	2	4	2	5	7	20	7	13	2	6	2	3
EMBEZZLEMENT	16	9	7	-	16	1	2	2	3	8	16	12	4	-	3	-	1
FRAUD	38	30	7	1	37	1	3	4	6	23	29	21	8	-	3	-	5
AUTO THEFT	-	-	-	-	-	-	-	-	-	-	-	-	-	-	-	-	-
FORGERY, COUNTERFEIT.	11	8	3	-	11	1	2	2	4	2	11	4	7	-	3	2	2
SEX OFFENSES	2	2	-	-	2	-	-	-	2	-	2	-	2	-	-	-	2
MARIHUANA	1	1	-	-	1	-	-	-	1	-	1	-	1	-	-	-	1
NARCOTICS	14	13	1	-	14	2	1	3	2	6	14	1	13	-	7	2	4
WEAPONS AND FIREARMS	8	8	-	-	8	-	-	1	4	3	8	-	8	-	1	2	5
ESCAPE	5	4	1	-	5	-	-	1	1	3	5	-	5	-	-	1	4
OTHER GENERAL OFFENSES	6	5	1	-	6	1	-	1	1	3	6	2	4	-	2	-	2
IMMIGRATION LAWS	2	2	-	-	2	-	1	1	-	-	2	1	1	-	-	-	1
LIQUOR, INTERNAL REV.	-	-	-	-	-	-	-	-	-	-	-	-	-	-	-	-	-
SELECTIVE SERVICE ACT	-	-	-	-	-	-	-	-	-	-	-	-	-	-	-	-	-
OTHER SPECIAL OFFENSES (FEDERAL STATUTES)	14	12	2	-	13	-	-	2	2	9	11	7	4	-	2	-	2
NEW MEXICO TOTAL	124	100	22	2	121	18	17	35	28	23	118	64	54	7	17	13	17
HOMICIDE	3	3	-	-	3	1	-	1	1	-	3	1	2	1	1	-	-
ROBBERY	3	3	-	-	3	-	-	2	-	1	3	1	2	-	-	1	1
ASSAULT	5	5	-	-	5	3	-	2	-	-	5	3	2	-	1	-	1
BURGLARY	3	3	-	-	3	2	1	-	-	-	3	-	3	-	2	1	-
LARCENY AND THEFT	7	5	2	-	7	3	-	1	1	2	6	4	2	-	1	1	-
EMBEZZLEMENT	13	3	10	-	13	-	2	6	3	2	13	10	3	-	3	-	-
FRAUD	10	8	1	1	9	-	-	2	4	3	9	9	-	-	-	-	-
AUTO THEFT	3	3	-	-	3	-	1	-	-	2	3	-	3	-	-	-	3
FORGERY, COUNTERFEIT.	4	3	1	-	4	-	-	1	2	1	4	-	4	-	1	2	1
SEX OFFENSES	6	6	-	-	6	4	1	1	-	-	6	6	-	-	-	-	-
MARIHUANA	7	7	-	-	7	-	2	2	3	-	6	3	3	-	1	-	2
NARCOTICS	17	14	3	-	17	-	4	4	6	3	17	11	6	1	4	1	-
WEAPONS AND FIREARMS	7	7	-	-	7	-	1	3	3	-	7	-	7	1	-	2	4
ESCAPE	2	2	-	-	2	-	1	-	-	1	2	-	2	-	-	-	2
OTHER GENERAL OFFENSES	6	6	-	-	6	3	-	1	-	2	6	2	4	3	1	-	-
IMMIGRATION LAWS	19	14	5	-	18	2	4	6	1	5	17	11	6	1	2	2	1
LIQUOR, INTERNAL REV.	-	-	-	-	-	-	-	-	-	-	-	-	-	-	-	-	-
SELECTIVE SERVICE ACT	-	-	-	-	-	-	-	-	-	-	-	-	-	-	-	-	-
OTHER SPECIAL OFFENSES (FEDERAL STATUTES)	9	8	-	1	8	-	-	3	4	1	8	3	5	-	-	3	2
OKLAHOMA NORTHERN TOTAL	112	82	30	-	112	10	13	22	15	52	109	71	38	1	18	3	16
HOMICIDE	1	1	-	-	1	-	-	-	-	1	1	-	1	-	-	-	1
ROBBERY	2	2	-	-	2	-	1	-	-	1	2	1	1	-	-	-	1
ASSAULT	-	-	-	-	-	-	-	-	-	-	-	-	-	-	-	-	-
BURGLARY	-	-	-	-	-	-	-	-	-	-	-	-	-	-	-	-	-
LARCENY AND THEFT	11	8	3	-	11	-	3	4	1	3	11	5	6	-	4	-	2
EMBEZZLEMENT	13	4	9	-	13	1	3	2	1	6	13	13	-	-	-	-	-
FRAUD	31	25	6	-	31	3	1	6	5	16	31	23	8	-	4	2	2
AUTO THEFT	2	2	-	-	2	-	-	-	1	1	2	-	2	-	1	-	1
FORGERY, COUNTERFEIT.	23	17	6	-	23	3	2	5	1	12	21	13	8	1	2	-	5
SEX OFFENSES	-	-	-	-	-	-	-	-	-	-	-	-	-	-	-	-	-
MARIHUANA	-	-	-	-	-	-	-	-	-	-	-	-	-	-	-	-	-
NARCOTICS	4	2	2	-	4	1	-	2	-	1	4	2	2	-	2	-	-
WEAPONS AND FIREARMS	9	8	1	-	9	1	1	1	1	5	9	5	4	-	2	-	2
ESCAPE	-	-	-	-	-	-	-	-	-	-	-	-	-	-	-	-	-
OTHER GENERAL OFFENSES	6	4	2	-	6	-	-	-	-	6	6	1	5	-	2	1	2
IMMIGRATION LAWS	4	4	-	-	4	1	-	1	2	-	4	4	-	-	-	-	-
LIQUOR, INTERNAL REV.	-	-	-	-	-	-	-	-	-	-	-	-	-	-	-	-	-
SELECTIVE SERVICE ACT	-	-	-	-	-	-	-	-	-	-	-	-	-	-	-	-	-
OTHER SPECIAL OFFENSES (FEDERAL STATUTES)	6	5	1	-	6	-	2	1	3	-	5	4	1	-	1	-	-

TABLE 4
UNITED STATES DISTRICT COURTS
SEX, AGE, PRIOR CRIMINAL RECORD OF CONVICTED DEFENDANTS *
TWELVE MONTH PERIOD ENDED JUNE 30, 1980

CIRCUIT AND DISTRICT	SEX REPORTED				AGE REPORTED						PRIOR CRIMINAL RECORD DATA REPORTED						
														TYPE OF PRIOR CRIMINAL RECORD			
	TOTAL	MALE	FEMALE	CORPORATION	TOTAL	21 AND UNDER	22 TO 24	25 TO 29	30 TO 34	35 AND OVER	TOTAL	NO PRIOR CRIMINAL RECORD	WITH PRIOR CRIMINAL RECORD	JUVENILE	PROBATION	PRISON 1 YEAR OR LESS	PRISON MORE THAN 1 YEAR
OKLAHOMA EASTERN TOTAL	71	61	8	2	68	5	7	6	13	37	63	50	13	-	8	-	5
HOMICIDE	-	-	-	-	-	-	-	-	-	-	-	-	-	-	-	-	-
ROBBERY	-	-	-	-	-	-	-	-	-	-	-	-	-	-	-	-	-
ASSAULT	-	-	-	-	-	-	-	-	-	-	-	-	-	-	-	-	-
BURGLARY	-	-	-	-	-	-	-	-	-	-	-	-	-	-	-	-	-
LARCENY AND THEFT	15	10	5	-	15	3	2	2	3	5	15	11	4	-	1	-	3
EMBEZZLEMENT	5	2	3	-	5	-	1	-	2	2	5	4	1	-	1	-	-
FRAUD	14	13	-	1	12	-	-	-	-	12	12	12	-	-	-	-	-
AUTO THEFT	2	2	-	-	2	-	-	-	2	-	2	1	1	-	1	-	-
FORGERY, COUNTERFEIT.	7	7	-	-	7	1	1	-	1	4	6	6	-	-	-	-	-
SEX OFFENSES	-	-	-	-	-	-	-	-	-	-	-	-	-	-	-	-	-
MARIHUANA	12	12	-	-	12	-	1	1	4	6	9	6	3	-	2	-	1
NARCOTICS	1	1	-	-	1	-	-	1	-	-	1	1	-	-	-	-	-
WEAPONS AND FIREARMS	-	-	-	-	-	-	-	-	-	-	-	-	-	-	-	-	-
ESCAPE	-	-	-	-	-	-	-	-	-	-	-	-	-	-	-	-	-
OTHER GENERAL OFFENSES	8	8	-	-	8	-	2	1	1	4	6	3	3	-	2	-	1
IMMIGRATION LAWS	1	1	-	-	1	-	-	1	-	-	1	1	-	-	-	-	-
LIQUOR, INTERNAL REV.	-	-	-	-	-	-	-	-	-	-	-	-	-	-	-	-	-
SELECTIVE SERVICE ACT	-	-	-	-	-	-	-	-	-	-	-	-	-	-	-	-	-
OTHER SPECIAL OFFENSES (FEDERAL STATUTES)	5	5	-	1	5	1	-	-	-	4	6	5	1	-	1	-	-
OKLAHOMA WESTERN TOTAL	199	159	40	-	199	20	28	37	44	70	181	103	78	1	42	5	29
HOMICIDE	2	2	-	-	2	2	-	-	-	-	2	2	-	-	-	-	-
ROBBERY	2	2	-	-	2	-	-	-	1	1	2	1	1	-	1	-	-
ASSAULT	2	2	-	-	2	1	-	-	-	-	1	1	-	-	-	-	-
BURGLARY	1	1	-	-	1	-	-	1	-	-	-	-	-	-	-	-	-
LARCENY AND THEFT	34	22	12	-	34	5	10	3	5	11	32	21	11	-	5	2	4
EMBEZZLEMENT	11	5	6	-	11	1	1	2	3	4	10	10	-	-	-	-	-
FRAUD	25	21	4	-	25	-	-	2	5	18	22	17	5	-	5	-	-
AUTO THEFT	8	8	-	-	8	1	-	1	-	6	8	-	8	-	2	-	6
FORGERY, COUNTERFEIT.	18	13	5	-	18	-	3	4	6	5	16	9	7	-	3	-	4
SEX OFFENSES	-	-	-	-	-	-	-	-	-	-	-	-	-	-	-	-	-
MARIHUANA	3	1	2	-	3	-	2	-	1	-	3	2	1	-	-	-	1
NARCOTICS	51	42	9	-	51	7	6	14	14	10	47	22	25	-	18	4	3
WEAPONS AND FIREARMS	6	6	-	-	6	1	-	-	1	4	5	1	4	1	2	-	1
ESCAPE	10	10	-	-	10	-	2	4	4	-	10	-	10	-	2	-	8
OTHER GENERAL OFFENSES	14	13	1	-	14	2	4	2	1	5	13	9	4	-	2	-	2
IMMIGRATION LAWS	-	-	-	-	-	-	-	-	-	-	-	-	-	-	-	-	-
LIQUOR, INTERNAL REV.	-	-	-	-	-	-	-	-	-	-	-	-	-	-	-	-	-
SELECTIVE SERVICE ACT	-	-	-	-	-	-	-	-	-	-	-	-	-	-	-	-	-
OTHER SPECIAL OFFENSES (FEDERAL STATUTES)	12	11	1	-	12	-	-	4	2	6	10	8	2	-	2	-	-
UTAH TOTAL	126	109	17	-	126	7	15	22	18	64	122	66	56	2	27	9	18
HOMICIDE	2	2	-	-	2	-	2	-	-	-	2	-	2	-	2	-	-
ROBBERY	7	7	-	-	7	-	-	4	2	1	7	3	4	1	2	-	1
ASSAULT	3	3	-	-	3	-	-	3	-	-	3	-	3	-	1	2	-
BURGLARY	7	5	2	-	7	2	2	1	2	-	7	5	2	1	1	-	-
LARCENY AND THEFT	14	11	3	-	14	-	2	1	3	8	13	5	8	-	2	2	4
EMBEZZLEMENT	10	7	3	-	10	2	-	2	1	5	10	8	2	-	2	-	-
FRAUD	43	37	6	-	43	1	3	3	5	31	43	24	19	-	10	2	7
AUTO THEFT	3	2	1	-	3	-	-	-	-	3	2	-	2	-	-	-	2
FORGERY, COUNTERFEIT.	8	6	2	-	8	-	2	1	1	4	8	6	2	-	-	-	2
SEX OFFENSES	1	1	-	-	1	-	-	-	-	1	1	1	-	-	-	-	-
MARIHUANA	-	-	-	-	-	-	-	-	-	-	-	-	-	-	-	-	-
NARCOTICS	3	3	-	-	3	-	-	-	-	3	3	1	2	-	1	1	-
WEAPONS AND FIREARMS	3	3	-	-	3	-	-	1	-	2	3	1	2	-	1	1	-
ESCAPE	-	-	-	-	-	-	-	-	-	-	-	-	-	-	-	-	-
OTHER GENERAL OFFENSES	2	2	-	-	2	-	1	-	1	-	2	-	2	-	1	1	-
IMMIGRATION LAWS	7	7	-	-	7	-	1	2	3	1	6	3	3	-	2	-	1
LIQUOR, INTERNAL REV.	-	-	-	-	-	-	-	-	-	-	-	-	-	-	-	-	-
SELECTIVE SERVICE ACT	-	-	-	-	-	-	-	-	-	-	-	-	-	-	-	-	-
OTHER SPECIAL OFFENSES (FEDERAL STATUTES)	13	13	-	-	13	2	2	4	-	5	12	9	3	-	3	-	-

TABLE 4
UNITED STATES DISTRICT COURTS
SEX, AGE, PRIOR CRIMINAL RECORD OF CONVICTED DEFENDANTS *
TWELVE MONTH PERIOD ENDED JUNE 30, 1980

CIRCUIT AND DISTRICT	SEX REPORTED				AGE REPORTED						PRIOR CRIMINAL RECORD DATA REPORTED						
														TYPE OF PRIOR CRIMINAL RECORD			
	TOTAL	MALE	FEMALE	CORPORATION	TOTAL	21 AND UNDER	22 TO 24	25 TO 29	30 TO 34	35 AND OVER	TOTAL	NO PRIOR CRIMINAL RECORD	WITH PRIOR CRIMINAL RECORD	JUVENILE	PROBATION	PRISON 1 YEAR OR LESS	PRISON MORE THAN 1 YEAR
WYOMING TOTAL	71	68	3	-	70	13	11	13	15	18	68	30	38	1	31	1	5
HOMICIDE	-	-	-	-	-	-	-	-	-	-	-	-	-	-	-	-	-
ROBBERY	-	-	-	-	-	-	-	-	-	-	-	-	-	-	-	-	-
ASSAULT	12	12	-	-	12	6	2	2	2	-	12	2	10	-	9	-	1
BURGLARY	1	1	-	-	1	1	-	-	-	-	1	1	-	-	-	-	-
LARCENY AND THEFT	12	12	-	-	12	4	2	2	1	3	12	5	7	-	6	-	1
EMBEZZLEMENT	2	2	-	-	2	-	-	1	1	-	2	1	1	-	1	-	-
FRAUD	8	7	1	-	8	-	-	-	-	8	8	8	-	-	-	-	-
AUTO THEFT	3	3	-	-	3	-	1	-	-	2	3	2	1	-	-	-	1
FORGERY, COUNTERFEIT.	1	1	-	-	1	-	-	-	-	1	1	-	1	-	1	-	-
SEX OFFENSES	1	1	-	-	1	-	1	-	-	-	1	-	1	-	1	-	-
MARIHUANA	3	3	-	-	3	-	2	1	-	-	3	-	3	-	3	-	-
NARCOTICS	15	14	1	-	15	1	1	5	7	1	15	4	11	1	8	1	1
WEAPONS AND FIREARMS	3	3	-	-	3	-	1	1	-	1	3	2	1	-	-	-	1
ESCAPE	-	-	-	-	-	-	-	-	-	-	-	-	-	-	-	-	-
OTHER GENERAL OFFENSES	4	3	1	-	4	1	-	-	2	1	3	2	1	-	1	-	-
IMMIGRATION LAWS	1	1	-	-	1	-	-	-	1	-	1	1	-	-	-	-	-
LIQUOR, INTERNAL REV.	-	-	-	-	-	-	-	-	-	-	-	-	-	-	-	-	-
SELECTIVE SERVICE ACT	-	-	-	-	-	-	-	-	-	-	-	-	-	-	-	-	-
OTHER SPECIAL OFFENSES (FEDERAL STATUTES)	5	5	-	-	4	-	1	1	1	1	3	2	1	-	1	-	-
DISTRICT OF COLUMBIA TOTAL	506	398	103	5	495	37	43	113	113	189	479	210	269	3	96	42	128
HOMICIDE	-	-	-	-	-	-	-	-	-	-	-	-	-	-	-	-	-
ROBBERY	20	17	3	-	20	3	3	8	3	3	20	3	17	1	5	2	9
ASSAULT	5	4	1	-	5	-	-	2	2	1	5	3	2	-	2	-	-
BURGLARY	1	1	-	-	1	-	-	-	-	1	1	-	1	-	-	-	1
LARCENY AND THEFT	41	30	11	-	40	5	2	12	12	9	40	24	16	1	4	2	9
EMBEZZLEMENT	22	10	12	-	22	4	3	9	3	3	22	19	3	-	2	1	-
FRAUD	83	56	26	1	81	-	2	9	19	51	79	59	20	-	13	2	5
AUTO THEFT	5	5	-	-	5	2	1	1	-	1	3	-	3	-	-	2	1
FORGERY, COUNTERFEIT.	28	20	8	-	28	2	2	9	9	6	28	6	22	1	9	2	10
SEX OFFENSES	-	-	-	-	-	-	-	-	-	-	-	-	-	-	-	-	-
MARIHUANA	16	13	3	-	16	2	2	3	6	3	15	10	5	-	-	4	1
NARCOTICS	198	168	30	-	196	16	21	43	46	70	186	53	133	-	46	22	65
WEAPONS AND FIREARMS	26	25	1	-	25	2	3	8	3	9	25	9	16	-	4	3	9
ESCAPE	18	16	2	-	18	-	2	5	7	4	18	-	18	-	1	1	16
OTHER GENERAL OFFENSES	33	27	6	-	32	1	2	2	2	25	30	20	10	-	7	1	2
IMMIGRATION LAWS	-	-	-	-	-	-	-	-	-	-	-	-	-	-	-	-	-
LIQUOR, INTERNAL REV.	-	-	-	-	-	-	-	-	-	-	-	-	-	-	-	-	-
SELECTIVE SERVICE ACT	-	-	-	-	-	-	-	-	-	-	-	-	-	-	-	-	-
OTHER SPECIAL OFFENSES (FEDERAL STATUTES)	10	6	-	4	6	-	-	2	1	3	7	4	3	-	3	-	-
ALL DISTRICTS TOTAL	19,309	15,931	3,309	69	19,017	1,367	2,183	3,988	3,606	7,873	16,939	7,428	9,511	251	4,477	1,565	3,118
HOMICIDE	79	72	7	-	79	12	20	23	12	12	69	18	51	3	21	9	18
ROBBERY	928	873	55	-	928	116	165	263	190	174	863	136	727	29	205	91	402
ASSAULT	309	285	24	-	303	73	53	70	43	64	275	71	204	9	106	37	52
BURGLARY	111	109	2	-	111	55	19	23	4	10	106	36	70	5	26	17	22
LARCENY AND THEFT	2,360	1,834	526	-	2,325	310	277	520	409	713	2,064	709	1,355	47	600	277	431
EMBEZZLEMENT	1,159	632	527	-	1,157	96	135	262	218	446	986	759	227	3	170	33	21
FRAUD	3,677	2,985	662	30	3,625	55	132	361	535	2,622	3,186	1,521	1,255	24	726	222	283
AUTO THEFT	314	299	15	-	314	16	40	40	63	155	300	61	239	4	90	28	117
FORGERY, COUNTERFEIT.	1,633	1,234	399	-	1,628	103	230	431	316	548	1,526	405	1,121	32	472	203	414
SEX OFFENSES	75	73	2	-	75	21	14	14	11	15	68	21	47	2	19	8	18
MARIHUANA	896	819	77	-	895	53	85	211	247	299	799	393	406	7	242	66	91
NARCOTICS	2,928	2,517	410	1	2,920	131	248	785	717	939	2,606	1,128	1,478	32	768	246	432
WEAPONS AND FIREARMS	678	656	22	-	675	26	60	147	135	307	633	163	470	16	147	85	223
ESCAPE	375	331	44	-	371	13	38	103	91	126	360	22	338	4	36	25	269
OTHER GENERAL OFFENSES	830	757	72	1	816	47	71	100	102	496	717	348	369	11	206	54	98
IMMIGRATION LAWS	1,326	1,186	140	-	1,270	153	193	301	259	364	1,028	449	579	8	289	159	123
LIQUOR, INTERNAL REV.	27	25	2		27	1	3	6	2	15	27	5	22	-	8	10	4
SELECTIVE SERVICE ACT	-	-	-	-	-	-	-	-	-	-	-	-	-	-	-	-	-
OTHER SPECIAL OFFENSES (FEDERAL STATUTES)	1,604	1,244	323	37	1,494	86	200	288	252	668	1,325	773	553	16	346	91	100

* TABLE 5 INCLUDES ONLY DEFENDANTS FOR WHOM SEX, AGE, AND PRIOR CRIMINAL RECORD INFORMATION WAS REPORTED.

*U.S. GOVERNMENT PRINTING OFFICE : 1982 0-373-425/989

END