

CR-ent
12-14-82

Felons and Recidivists FY 1981

Virginia Department of corrections

85254

Annual Report of Felons and Recidivists Committed and Confined Fiscal Year 1981

U.S. Department of Justice
National Institute of Justice

85254

This document has been reproduced exactly as received from the person or organization originating it. Points of view or opinions stated in this document are those of the authors and do not necessarily represent the official position or policies of the National Institute of Justice.

Permission to reproduce this copyrighted material has been granted by

Virginia Department of
Corrections

to the National Criminal Justice Reference Service (NCJRS).

Further reproduction outside of the NCJRS system requires permission of the copyright owner.

VIRGINIA DEPARTMENT OF CORRECTIONS
Division of Program Development and Evaluation
Research and Reporting Unit

NCJRS
SEP 21 1982
ACQUISITIONS

Virginia Department of Corrections

R. K. Procunier
DIRECTOR

Doris R. DeHart, Deputy Director
YOUTH & COMMUNITY SERVICES

Herbert A. Parr, Assistant Director
STAFF SUPPORT & SERVICES

Robert M. Landon, Deputy Director
ADULT INSTITUTIONAL SERVICES

Edward E. Schultz, Jr., Assistant Director
EMPLOYEE RELATIONS

Frank Mueller, Deputy Director
ADMINISTRATION & OPERATIONS

William E. Weddington, Assistant Director
PROGRAM DEVELOPMENT & EVALUATION

S. Cary Gill, Assistant Director
CAPITAL OUTLAY & MAINTENANCE

Robert E. Zukowski, Assistant Director
FINANCE

P. O. Box 26963
Richmond, Virginia 23261

Mailing List Update

- ☐ Please ADD the name/address indicated below, to the mailing list.
- ☐ Please REMOVE the name/address indicated below, from the mailing list.
(address label attached)
- ☐ Please REVISE the name/address/number of copies listed on the attached address label as indicated below. If more than one, the number of copies will appear in the upper right part of the label.
- ☐ Please SEND _____ additional copies of the current report.
- ☐ Please SEND _____ copies of the last annual report. (Specify year: _____)

NAME/ADDRESS/NUMBER OF COPIES:

A series of six horizontal lines for handwriting practice. Each line is marked with 26 vertical tick marks, one for each letter of the alphabet, to guide letter height and placement. The lines are evenly spaced and extend across the width of the page.

AFR-FY 81

AFR 00105
NCJRS
ACQUISITION DEPARTMENT
BOX 6000
ROCKVILLE, MD 20850

Return this information to:
VIRGINIA DEPARTMENT OF CORRECTIONS
RESEARCH AND REPORTING UNIT
REPORTING SECTION
P. O. BOX 26963
RICHMOND, VIRGINIA 23261

PREFACE

The information in this annual statistical report was compiled by the Division of Program Development, Research and Reporting Unit. The report was prepared by Cynthia Jones, Statistician. Typesetting, graphs and paste-up were done by Sharon S. O'Keefe, Graphic Artist. The report was reviewed by Helen S. Hinshaw, Reporting Supervisor.

Copies of similar annual reports on felons, misdemeanants and recidivists committed and confined are available back to 1946. Copies of more recent annual felon, misdemeanor and recidivist reports are available for fiscal years 1977 through 1980. All questions, remarks or requests relating to this report should be directed to the following agency:

VIRGINIA DEPARTMENT OF CORRECTIONS
Research and Reporting Unit
Reporting Section
P. O. Box 26963
Richmond, Virginia 23261
Telephone: (804) 257-1974

CONTENTS

SECTION A NARRATIVE AND GRAPHS

	Page
Narrative on Felons Committed to the Virginia State Correctional System	3
FIGURE 1: Felon Commitments for Fiscal Years Ending June 30, 1972 - 1981	5
Narrative on Felons Confined in the Virginia State Correctional System.	6
FIGURE 2: Felons Confined on June 30, 1972 - 1981	7
Narrative on Felon Recidivists (Virginia) Committed to the Virginia State Correctional System	9
Narrative on Felon Recidivists (Virginia and/or Elsewhere) Committed to the Virginia State Correctional System	11
FIGURE 3: Recidivist Commitments for Fiscal Years Ending June 30, 1972 - 1981	13
Narrative on Felon Recidivists (Virginia) Confined in the Virginia State Correctional System	15
Narrative on Felon Recidivists (Virginia and/or Elsewhere) Confined in the Virginia State Correctional System	17
FIGURE 4: Recidivists Confined on June 30, 1972 - 1981	19

SECTION B FELONS COMMITTED TO THE VIRGINIA STATE CORRECTIONAL SYSTEM

Tables

I By Age Group According to Race and Sex	23
II By Location of Committing Court According to Race and Sex.	24
III By Offense According to Term of Sentence	30
IV By Sentence According to Race and Sex	38
V By Offense According to Race and Sex	40
VI By Military Service According to Race and Sex.	44
VII By Parole or Pardon Status According to Race and Sex.	45
VIII By Religious Preference According to Race and Sex.	45
IX By Tested Educational Level at Commitment According to Race and Sex	46
X By Intelligence According to Race and Sex.	46
XI By Status of Parents According to Race and Sex	47
XII By Marital Status According to Race and Sex	47
XIII By Juvenile Record According to Race and Sex.	48
XIV By Drug and Alcohol Habits According to Race and Sex.	48

SECTION C FELONS CONFINED IN THE VIRGINIA STATE CORRECTIONAL SYSTEM

I By Age Group According to Race and Sex	51
II By Location of Committing Court According to Race and Sex.	52
III By Offense According to Term of Sentence	58
IV By Sentence According to Race and Sex	66
V By Offense According to Race and Sex	68
VI By Military Service According to Race and Sex.	72
VII By Parole or Pardon Status According to Race and Sex.	73
VIII By Religious Preference According to Race and Sex.	73
IX By Tested Educational Level at Commitment According to Race and Sex	74
X By Intelligence According to Race and Sex.	74
XI By Status of Parents According to Race and Sex	75
XII By Marital Status According to Race and Sex	75
XIII By Juvenile Record According to Race and Sex.	76
XIV By Drug and Alcohol Habits According to Race and Sex.	76

Continued on next page.

Mailing List Update

- ☐ Please ADD the name/address indicated below, to the mailing list.
- ☐ Please REMOVE the name/address indicated below, from the mailing list.
(address label attached)
- ☐ Please REVISE the name/address/number of copies listed on the attached address label as indicated below. If more than one, the number of copies will appear in the upper right part of the label.
- ☐ Please SEND ____ additional copies of the current report.
- ☐ Please SEND ____ copies of the last annual report. (Specify year: ____)

NAME/ADDRESS/NUMBER OF COPIES:

[illegible]

AFR-FY 81

AFR 00105
NCJRS
ACQUISITION DEPARTMENT
BOX 6000
ROCKVILLE, MD 20850

Return this information to:

**VIRGINIA DEPARTMENT OF CORRECTIONS
RESEARCH AND REPORTING UNIT
REPORTING SECTION
P. O. BOX 26963
RICHMOND, VIRGINIA 23261**

PREFACE

The information in this annual statistical report was compiled by the Division of Program Development, Research and Reporting Unit. The report was prepared by Cynthia Jones, Statistician. Typesetting, graphs and paste-up were done by Sharon S. O'Keefe, Graphic Artist. The report was reviewed by Helen S. Hinshaw, Reporting Supervisor.

Copies of similar annual reports on felons, misdemeanants and recidivists committed and confined are available back to 1946. Copies of more recent annual felon, misdemeanor and recidivist reports are available for fiscal years 1977 through 1980. All questions, remarks or requests relating to this report should be directed to the following agency:

VIRGINIA DEPARTMENT OF CORRECTIONS
Research and Reporting Unit
Reporting Section
P. O. Box 26963
Richmond, Virginia 23261
Telephone: (804) 257-1974

CONTENTS

SECTION A NARRATIVE AND GRAPHS

	Page
Narrative on Felons Committed to the Virginia State Correctional System	3
FIGURE 1: Felon Commitments for Fiscal Years Ending June 30, 1972 - 1981	5
Narrative on Felons Confined in the Virginia State Correctional System.	6
FIGURE 2: Felons Confined on June 30, 1972 - 1981	7
Narrative on Felon Recidivists (Virginia) Committed to the Virginia State Correctional System	9
Narrative on Felon Recidivists (Virginia and/or Elsewhere) Committed to the Virginia State Correctional System	11
FIGURE 3: Recidivist Commitments for Fiscal Years Ending June 30, 1972 - 1981.	13
Narrative on Felon Recidivists (Virginia) Confined in the Virginia State Correctional System.	15
Narrative on Felon Recidivists (Virginia and/or Elsewhere) Confined in the Virginia State Correctional System	17
FIGURE 4: Recidivists Confined on June 30, 1972 - 1981	19

SECTION B FELONS COMMITTED TO THE VIRGINIA STATE CORRECTIONAL SYSTEM

Tables

I By Age Group According to Race and Sex	23
II By Location of Committing Court According to Race and Sex.	24
III By Offense According to Term of Sentence	30
IV By Sentence According to Race and Sex	38
V By Offense According to Race and Sex	40
VI By Military Service According to Race and Sex.	44
VII By Parole or Pardon Status According to Race and Sex.	45
VIII By Religious Preference According to Race and Sex.	45
IX By Tested Educational Level at Commitment According to Race and Sex	46
X By Intelligence According to Race and Sex.	46
XI By Status of Parents According to Race and Sex	47
XII By Marital Status According to Race and Sex	47
XIII By Juvenile Record According to Race and Sex.	48
XIV By Drug and Alcohol Habits According to Race and Sex.	48

SECTION C FELONS CONFINED IN THE VIRGINIA STATE CORRECTIONAL SYSTEM

I By Age Group According to Race and Sex	51
II By Location of Committing Court According to Race and Sex.	52
III By Offense According to Term of Sentence	58
IV By Sentence According to Race and Sex	66
V By Offense According to Race and Sex	68
VI By Military Service According to Race and Sex.	72
VII By Parole or Pardon Status According to Race and Sex.	73
VIII By Religious Preference According to Race and Sex.	73
IX By Tested Educational Level at Commitment According to Race and Sex	74
X By Intelligence According to Race and Sex.	74
XI By Status of Parents According to Race and Sex	75
XII By Marital Status According to Race and Sex	75
XIII By Juvenile Record According to Race and Sex.	76
XIV By Drug and Alcohol Habits According to Race and Sex.	76

Continued on next page.

SECTION D
FELON RECIDIVISTS (VIRGINIA) COMMITTED
TO THE VIRGINIA STATE CORRECTIONAL SYSTEM

Tables

I	By Age Group According to Race and Sex	80
II	By Location of Committing Court According to Race and Sex.	81
III	By Offense According to Term of Sentence	87
IV	By Sentence According to Race and Sex	93
V	By Offense According to Race and Sex	94
VI	By Military Service According to Race and Sex.	97
VII	By Parole or Pardon Status According to Race and Sex.	98
VIII	By Religious Preference According to Race and Sex.	98
IX	By Tested Educational Level at Commitment According to Race and Sex	99
X	By Intelligence According to Race and Sex.	99
XI	By Status of Parents According to Race and Sex	100
XII	By Marital Status According to Race and Sex	100
XIII	By Juvenile Record According to Race and Sex.	101
XIV	By Drug and Alcohol Habits According to Race and Sex.	101
XV	By Previous Virginia Felony Sentences Served According to Race and Sex	102

SECTION E
FELON RECIDIVISTS (VIRGINIA AND/OR ELSEWHERE) COMMITTED
TO THE VIRGINIA STATE CORRECTIONAL SYSTEM

I	By Age Group According to Race and Sex	106
II	By Location of Committing Court According to Race and Sex.	107
III	By Offense According to Term of Sentence	113
IV	By Sentence According to Race and Sex	119
V	By Offense According to Race and Sex	120
VI	By Military Service According to Race and Sex	123
VII	By Parole or Pardon Status According to Race and Sex.	124
VIII	By Religious Preference According to Race and Sex.	124
IX	By Tested Educational Level at Commitment According to Race and Sex	125
X	By Intelligence According to Race and Sex.	125
XI	By Status of Parents According to Race and Sex	126
XII	By Marital Status According to Race and Sex	126
XIII	By Juvenile Record According to Race and Sex.	127
XIV	By Drug and Alcohol Habits According to Race and Sex.	127
XV	By All Previous Felony Sentences Served According to Race and Sex	128

Continued on next page.

SECTION F
FELON RECIDIVISTS (VIRGINIA) CONFINED IN
THE VIRGINIA STATE CORRECTIONAL SYSTEM

Tables

I	By Age Group According to Race and Sex	132
II	By Location of Committing Court According to Race and Sex.	133
III	By Offense According to Term of Sentence	139
IV	By Sentence According to Race and Sex	147
V	By Offense According to Race and Sex	149
VI	By Military Service According to Race and Sex.	153
VII	By Parole or Pardon Status According to Race and Sex.	154
VIII	By Religious Preference According to Race and Sex.	154
IX	By Tested Educational Level at Commitment According to Race and Sex	155
X	By Intelligence According to Race and Sex.	155
XI	By Status of Parents According to Race and Sex	156
XII	By Marital Status According to Race and Sex	156
XIII	By Juvenile Record According to Race and Sex.	157
XIV	By Drug and Alcohol Habits According to Race and Sex.	157
XV	By Previous Virginia Felony Sentences Served According to Race and Sex	158

SECTION G
FELON RECIDIVISTS (VIRGINIA AND/OR ELSEWHERE) CONFINED
IN THE VIRGINIA STATE CORRECTIONAL SYSTEM

I	By Age Group According to Race and Sex	162
II	By Location of Committing Court According to Race and Sex.	163
III	By Offense According to Term of Sentence	169
IV	By Sentence According to Race and Sex	177
V	By Offense According to Race and Sex	179
VI	By Military Service According to Race and Sex.	183
VII	By Parole or Pardon Status According to Race and Sex.	184
VIII	By Religious Preference According to Race and Sex.	184
IX	By Tested Educational Level at Commitment According to Race and Sex	185
X	By Intelligence According to Race and Sex.	185
XI	By Status of Parents According to Race and Sex	186
XII	By Marital Status According to Race and Sex	186
XIII	By Juvenile Record According to Race and Sex.	187
XIV	By Drug and Alcohol Habits According to Race and Sex.	187
XV	By All Previous Felony Sentences Served According to Race and Sex	188

APPENDIX

Appendix — Explanation of Data Source	190
---	-----

SECTION A
NARRATIVE
AND
GRAPHS

**FELONS COMMITTED TO THE VIRGINIA STATE CORRECTIONAL SYSTEM
DURING THE FISCAL YEAR ENDING JUNE 30, 1981**

NUMBER OF COMMITMENTS

A total of 3,401 felons were committed to the Virginia Correctional System during fiscal year 1981. This reflects a decrease of 263 or 7.2% over the 3,664 felons committed during fiscal year 1980. From fiscal year 1974 to fiscal year 1977, there was an increase in commitments each year. In fiscal years 1978 and 1979 there was a decrease in commitments.

RACE AND SEX

The 3,401 new commitments consisted of 47.5% white males and 45.6% nonwhite males. Females constituted 6.9% of the commitments. The percentage of females committed is a slight increase over fiscal year 1980 when only 6.5% of the commitments were females.

AGE

The average age of the commitments was 27 years, while the most frequently occurring age was 20 years (286 occurrences or 8.4%). Over half (1,950 or 57.3%) were 25 years or younger.

COMMITTING COURT

Of the 3,401 commitments 1,749 or 51.4% were committed by county courts, 1,645 or 48.4% by city courts and 7 or 0.2% by out-of-state courts. Of the cities, Richmond and Norfolk committed the largest number of inmates. Richmond, with 3.9%* of the state population, committed 8.8% of the inmates; Norfolk, with 5.1%* of the state population, committed 7.4% of the new commitments. As the total commitments decreased by 7.2% from the previous year, so did the commitments from these two cities. Richmond's commitments decreased by 27.5% and Norfolk's commitments decreased by 18.6%. Of the county courts, Fairfax had the largest number of commitments, with 303 or 8.9% of the total commitments. This represents an increase of 32.9% from the previous year's figure of 228 commitments. This year Fairfax's commitments surpassed Richmond's and Norfolk's commitments (1.6% more commitments than Richmond and 17.5% more than Norfolk).

OFFENSES

A study of the types of offenses committed by the new commitments reveals that 1,055 or 31.0% committed Offenses Against Persons, 1,710 or 50.3% committed Offenses Against Property, and 636 or 18.7% committed other offenses. The 3,410 new commitments most often committed Burglary (603 occurrences or 17.7%). Violators of Narcotics Laws fell from 10.1% in 1980 to the present level of 9.3%.

**Projected 1981 population from the Department of Planning and Budget.*

LENGTH OF SENTENCE

Statistics show that 2,263 or 66.5% of the new commitments were initially given sentences of 5 years or less (compared to 63.1% last year). The number of commitments with less than 1 year sentences decreased to 76 (2.2%) from 116 (3.2%) in fiscal year 1980. There was, however, a slight increase in the number of commitments with life sentences (57 or 1.7% in fiscal year 1981 as opposed to 49 or 1.3% in fiscal year 1980). There were 3 new felons who received death sentences. The average length of sentence for the new commitments was 6.4 years (excluding life and death sentences).

INTELLIGENCE

Of the 2,760 new inmates tested for intelligence level, 923 or 33.4% were found to be of normal intelligence. Inmates who were found to have below normal intelligence decreased to 58.2% this year from 64.0% in fiscal year 1980. Inmates tested with an intelligence level of bright normal or superior have increased to 8.3% from 6.9% in fiscal year 1980.

MILITARY SERVICE

Of the new commitments, 630 were known to have served in the Armed Forces. Of these, 105 or 16.7% had received undesirable, bad conduct, or dishonorable discharges. An additional 37 or 5.9% were in the service at the time of the offense and had not received a discharge at the time of commitment to the Virginia Correctional System. Discharges of these persons are usually other than honorable.

DRUG AND ALCOHOL USAGE

At the time of commitment, there were 2,953 known drug and/or alcohol users, representing 86.8% of the total commitments. Of these, 394 or 13.3% were occasional marijuana and alcohol users and 214 or 7.2% were occasional drinkers (no drugs). Of the 3,401 commitments, 143 or 4.2% had no record of alcohol or drug use.

JUVENILE RECORD

Of the 2,947 commitments whose juvenile history was known, 1,467 or 49.8% had a juvenile record, while 1,480 or 50.2% did not. In comparison, 47.8% of last year's new commitments had a juvenile record, while 52.2% did not. There were 769 inmates (26.1%) who had been previously committed to a state learning center.

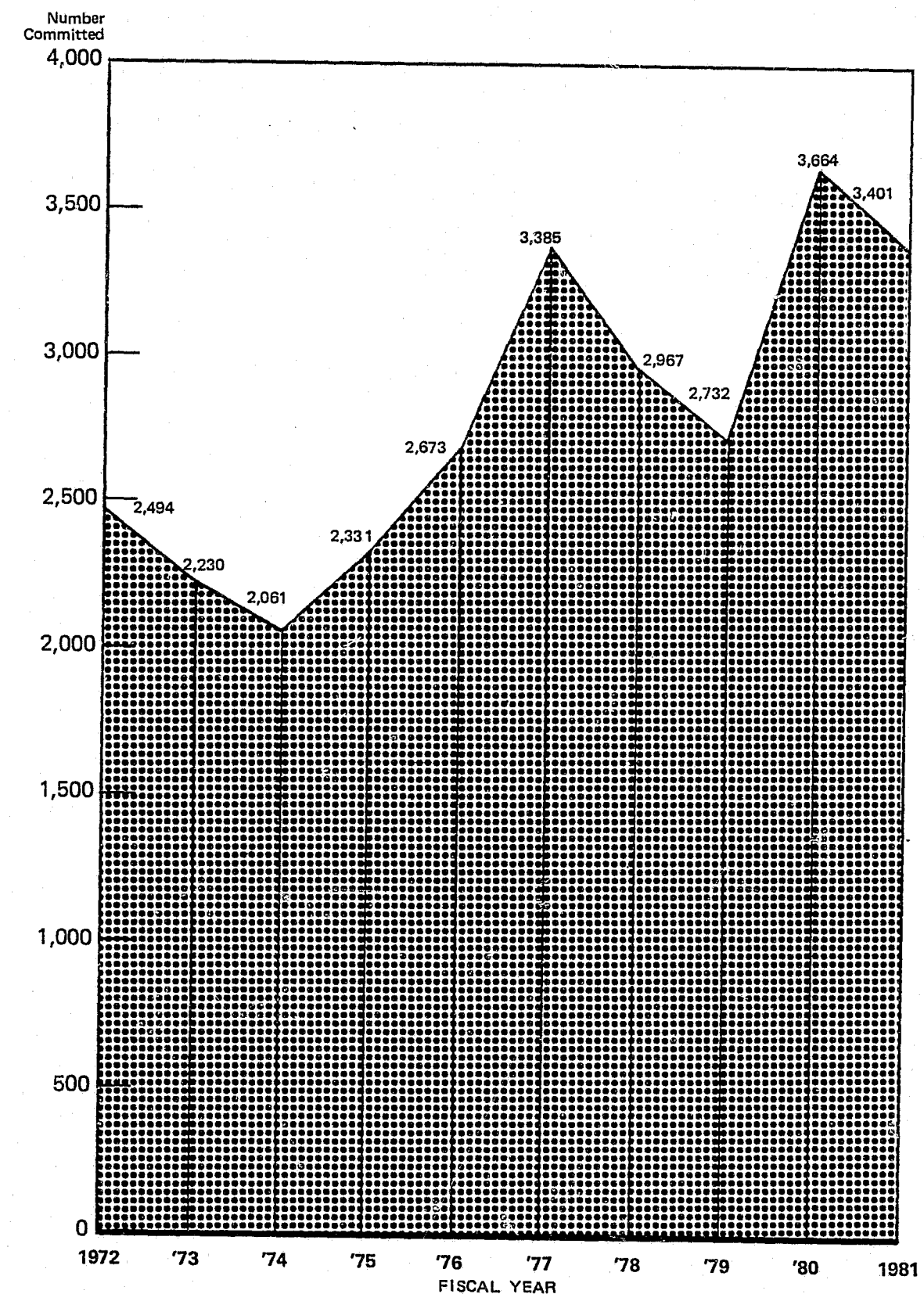


Figure 1: Felon Commitments for Fiscal Years Ending June 30, 1972 - 1981

FELONS CONFINED IN THE VIRGINIA STATE CORRECTIONAL SYSTEM ON JUNE 30, 1981

RACE AND SEX

Of the 8,577 inmates confined on June 30, 1981, 3,396 or 39.6% were white males and 4,879 or 56.9% were nonwhite males. Females constituted 302 or 3.5% of the total confined population.

AGE

The average age of the inmate population on June 30, 1981 was 30 years, with 26 being the most frequently occurring age. The median age of the confined population was 28 years.

COMMITTING COURT

Courts in Virginia counties committed 3,467 or 40.4% of the total confined population, while the city courts committed 5,092 or 59.4%. There were 18 (0.2%) who were committed from out-of-state courts. Among the city courts, Richmond and Norfolk committed the largest number of all inmates confined, with 14.4% and 9.4%, respectively. Of the county courts, Fairfax committed the largest number, with 474 or 5.5% of the total confined population.

OFFENSES

Of the 8,577 inmates confined on June 30, 1981, 4,554 or 53.1% committed Offenses Against Persons, 3,159 or 36.8% committed Offenses Against Property and 864 or 10.1% committed other offenses. As with the inmates committed during fiscal year 1981, more of the inmates committed Burglary (1,312 or 15.3%) than any other offense. Armed Robbery was the second most frequently committed offense (940 occurrences or 11.0%). The number of inmates serving sentences for Murder or Manslaughter has remained fairly constant - 1,325 or 15.6% in fiscal year 1980 and 1,338 or 15.6% in fiscal year 1981.

LENGTH OF SENTENCE

Of the inmates confined on June 30, 1981, 2,154 or 25.1% were serving sentences of 5 years or less, while 2,283 or 26.6% were serving sentences of 20 years or more (excluding life and death sentences). Those felons serving life sentences constituted 6.6% (570) of the total, while 16 (0.2%) had received a death sentence. The average length of sentence for inmates confined, excluding those with life or death sentences, was 15.8 years. This included additional time received after commitment for recidivism, escape and/or other offenses.

INTELLIGENCE

Of the 8,108 inmates who were tested for intelligence level, 3,168 or 39.1% were found to be normal. This figure differs from the percentage of new commitments with normal intelligence (33.4%). The statistics also revealed that 138 (9.1%) of the tested inmates were moderately or severely retarded, while 952 (11.7%) were either bright normal or superior.

JUVENILE RECORD

Of the 8,275 confined inmates for which juvenile information was available, 56.6% had a juvenile record and 43.4% percent did not.

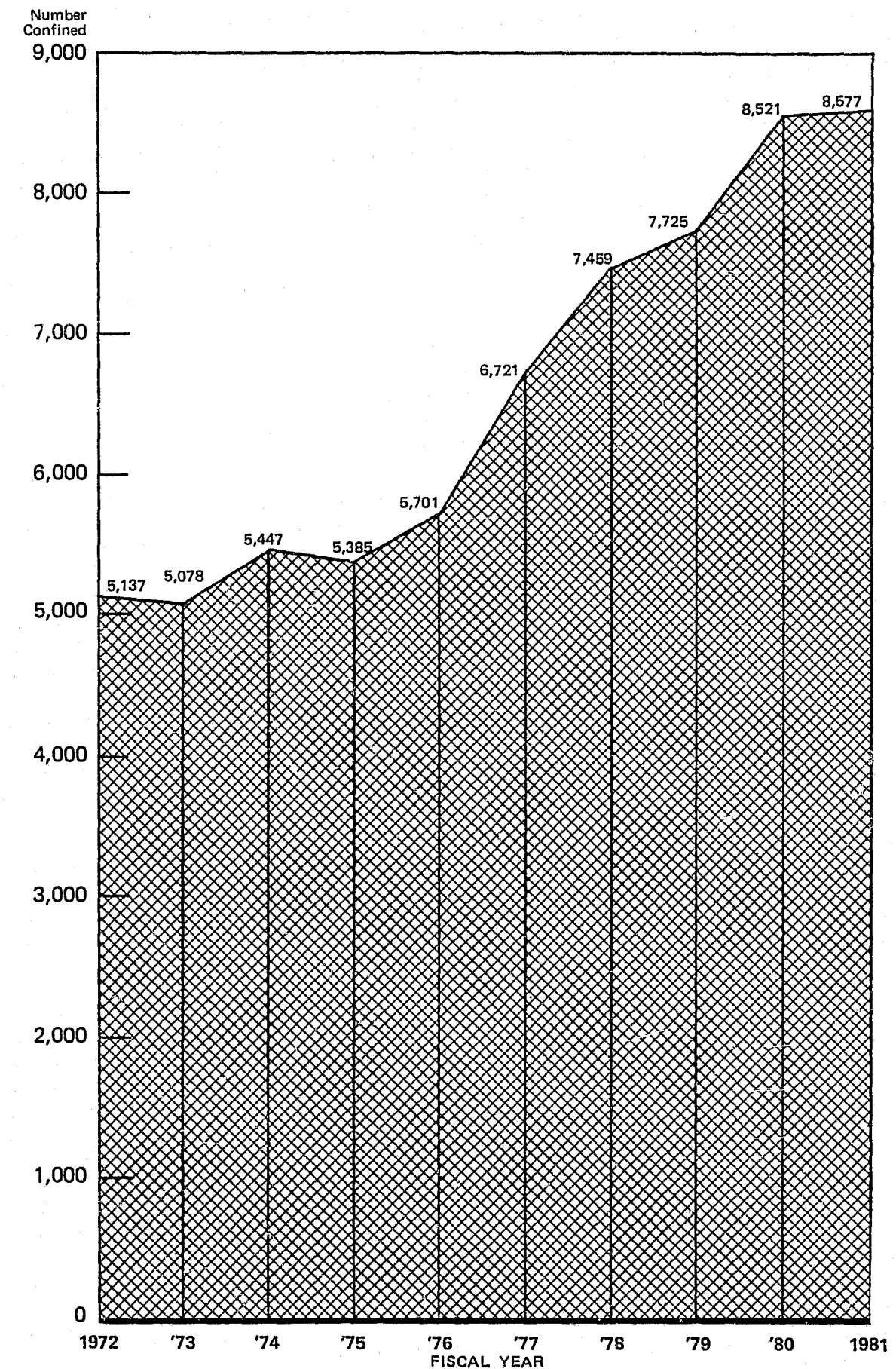


Figure 2: Felons Confined on June 30, 1972 - 1981

**FELON RECIDIVISTS (VIRGINIA) COMMITTED TO THE VIRGINIA STATE
CORRECTIONAL SYSTEM DURING THE FISCAL YEAR ENDING JUNE 30, 1981**

NUMBER OF COMMITMENTS

Of the 3,401 felons committed during fiscal year 1981, 605 or 17.8% had served 1 or more previous felony sentences in the Virginia Correctional System. This recidivism rate of 17.8% represents a decrease from fiscal year 1980, when the rate was 19.3%. The recidivism rate has remained fairly constant since fiscal year 1971, with the exception of fiscal year 1974, when the rate sharply increased to 24.1% from fiscal year 1973's rate of 17.0%.

RACE AND SEX

The 605 recidivists consisted of 43.0% white males and 53.7% nonwhite males. Females constituted 3.3% of the recidivists. An analysis of all new commitments shows that white recidivists constituted 15.2% of the 1,739 white commitments and nonwhite recidivists constituted 20.5% of the 1,662 nonwhite commitments. Of the 235 female commitments, 20 or 8.5% were recidivists.

PRIOR COMMITMENTS

Of the 605 recidivists, 464 or 76.6% had served 1 prior Virginia felony sentence, 111 or 18.4% had served 2 prior sentences, and 30 or 5.0% had served 3 or more prior sentences in the Virginia Correctional System.

PAROLE OR PARDON STATUS

An analysis of the Virginia recidivists shows that 186 or 30.7% had been paroled and discharged from parole supervision at the time the present offense was committed. Last fiscal year, recidivists in this category accounted for 34.9% of the Virginia repeaters.

OFFENSES

Of the 605 recidivists, 169 or 27.9% were convicted of Offenses Against Persons, 304 or 50.3% for Offenses Against Property and 132 or 21.8% for other offenses. In comparing the offense categories of all new commitments, we found that 31.0% committed Offenses Against Persons, 50.3% committed Offenses Against Property, and 18.7% committed other offenses. The 605 repeaters most often committed Burglary (100 occurrences or 16.5%) followed by Habitual Traffic Offenses (72 occurrences or 11.9%).

COMMITTING COURT

The city courts committed over half (330 or 54.6%) of the recidivists, while the county courts committed 275 or 45.4% of all Virginia recidivists. As with the new commitments, Norfolk, Richmond, and Fairfax county committed the largest number of recidivists, with 11.1%, 10.7% and 7.3%, respectively.

AGE

The average age of the 605 recidivists was 32 years. The average age of Virginia recidivists committed during fiscal year 1980 was also 32 years. Over half (338 or 55.9%) of the recidivists were 30 years or younger.

INTELLIGENCE

Of the 489 Virginia recidivists who were tested, 147 or 30.1% were found to have normal intelligence, 39 or 8.0% were bright normal or superior, 196 or 40.0% were dull normal or borderline, and 107 or 21.9% were severely or moderately retarded.

LENGTH OF SENTENCE

The most frequent sentence given to the 605 repeaters was 2 years, with 101 occurrences or 16.7%. Over half of the recidivists (392 or 64.8%) were committed with sentences of 5 years or less. Excluding those with life or death sentences, the average sentence of the recidivists was 6.9 years, while the median sentence was 4.0 years.

FELON RECIDIVISTS (VIRGINIA AND/OR ELSEWHERE) COMMITTED TO THE VIRGINIA STATE CORRECTIONAL SYSTEM DURING THE FISCAL YEAR ENDING JUNE 30, 1981

NUMBER OF COMMITMENTS

Of the 3,401 new commitments, 877 or 25.8% had served 1 or more previous felony sentences in the Virginia Correctional System and/or in any other state. This 25.8% recidivism rate is a decrease from fiscal year 1980, when the rate was 27.5%. This rate is, however, an increase over fiscal year 1975, when the rate was 22.9%, the lowest in the past 10 years (fiscal year 1972 also exhibited a recidivism rate of 22.9%).

RACE AND SEX

Of the 877 recidivists, 45.0% were white and 55.0% were nonwhite. The recidivists consisted of 846 or 96.5% males and 31 or 3.5% females. A study of all new commitments shows that white recidivists constituted 22.7% of the 1,739 white commitments, and nonwhite recidivists constituted 29.0% of the 1,662 nonwhite commitments. Female recidivists constituted 13.2% of the 235 female commitments.

PRIOR COMMITMENTS

There were 614 (70.0%) recidivists who had served 1 prior felony sentence, 183 (20.9%) who had served 2 prior felony sentences and 80 (9.1%) who had served 3 or more prior felony sentences in Virginia and/or any other state. One recidivist had served 8 prior sentences. Statistics show that the number of recidivists with 3 or more prior sentences has decreased from 13.0% in fiscal year 1980 to the current level of 9.2%.

PAROLE OR PARDON STATUS

Of the 877 recidivists committed, 186 or 21.2% had been paroled but discharged from parole supervision prior to their current commitment. This represents a decrease from the 247 or 24.5% who fell into this category in fiscal year 1980. There were no recidivists on parole at the time of commitment.

OFFENSES

A study of the recidivists shows that 266 or 30.3% committed Offenses Against Persons, 456 or 52.0% committed Offenses Against Property, and 155 or 17.7% committed other offenses. The figures for all new commitments show similarities, with 31.0% committing Offenses Against Persons, 50.3% committing Offenses Against Property, and 18.7% committing other offenses. The 877 recidivists most frequently committed Burglary, with 144 occurrences (16.4%).

FELON RECIDIVISTS (VIRGINIA) COMMITTED TO THE VIRGINIA STATE CORRECTIONAL SYSTEM DURING THE FISCAL YEAR ENDING JUNE 30, 1981

NUMBER OF COMMITMENTS

Of the 3,401 felons committed during fiscal year 1981, 605 or 17.8% had served 1 or more previous felony sentences in the Virginia Correctional System. This recidivism rate of 17.8% represents a decrease from fiscal year 1980, when the rate was 19.3%. The recidivism rate has remained fairly constant since fiscal year 1971, with the exception of fiscal year 1974, when the rate sharply increased to 24.1% from fiscal year 1973's rate of 17.0%.

RACE AND SEX

The 605 recidivists consisted of 43.0% white males and 53.7% nonwhite males. Females constituted 3.3% of the recidivists. An analysis of all new commitments shows that white recidivists constituted 15.2% of the 1,739 white commitments and nonwhite recidivists constituted 20.5% of the 1,662 nonwhite commitments. Of the 235 female commitments, 20 or 8.5% were recidivists.

PRIOR COMMITMENTS

Of the 605 recidivists, 464 or 76.6% had served 1 prior Virginia felony sentence, 111 or 18.4% had served 2 prior sentences, and 30 or 5.0% had served 3 or more prior sentences in the Virginia Correctional System.

PAROLE OR PARDON STATUS

An analysis of the Virginia recidivists shows that 186 or 30.7% had been paroled and discharged from parole supervision at the time the present offense was committed. Last fiscal year, recidivists in this category accounted for 34.9% of the Virginia repeaters.

OFFENSES

Of the 605 recidivists, 169 or 27.9% were convicted of Offenses Against Persons, 304 or 50.3% for Offenses Against Property and 132 or 21.8% for other offenses. In comparing the offense categories of all new commitments, we found that 31.0% committed Offenses Against Persons, 50.3% committed Offenses Against Property, and 18.7% committed other offenses. The 605 repeaters most often committed Burglary (100 occurrences or 16.5%) followed by Habitual Traffic Offenses (72 occurrences or 11.9%).

COMMITTING COURT

The city courts committed over half (330 or 54.6%) of the recidivists, while the county courts committed 275 or 45.4% of all Virginia recidivists. As with the new commitments, Norfolk, Richmond, and Fairfax county committed the largest number of recidivists, with 11.1%, 10.7% and 7.3%, respectively.

AGE

The average age of the 605 recidivists was 32 years. The average age of Virginia recidivists committed during fiscal year 1980 was also 32 years. Over half (338 or 55.9%) of the recidivists were 30 years or younger.

INTELLIGENCE

Of the 489 Virginia recidivists who were tested, 147 or 30.1% were found to have normal intelligence, 39 or 8.0% were bright normal or superior, 196 or 40.0% were dull normal or borderline, and 107 or 21.9% were severely or moderately retarded.

LENGTH OF SENTENCE

The most frequent sentence given to the 605 repeaters was 2 years, with 101 occurrences or 16.7%. Over half of the recidivists (392 or 64.8%) were committed with sentences of 5 years or less. Excluding those with life or death sentences, the average sentence of the recidivists was 6.9 years, while the median sentence was 4.0 years.

**FELON RECIDIVISTS (VIRGINIA AND/OR ELSEWHERE)
COMMITTED TO THE VIRGINIA STATE CORRECTIONAL SYSTEM
DURING THE FISCAL YEAR ENDING JUNE 30, 1981**

NUMBER OF COMMITMENTS

Of the 3,401 new commitments, 877 or 25.8% had served 1 or more previous felony sentences in the Virginia Correctional System and/or in any other state. This 25.8% recidivism rate is a decrease from fiscal year 1980, when the rate was 27.5%. This rate is, however, an increase over fiscal year 1975, when the rate was 22.9%, the lowest in the past 10 years (fiscal year 1972 also exhibited a recidivism rate of 22.9%).

RACE AND SEX

Of the 877 recidivists, 45.0% were white and 55.0% were nonwhite. The recidivists consisted of 846 or 96.5% males and 31 or 3.5% females. A study of all new commitments shows that white recidivists constituted 22.7% of the 1,739 white commitments, and nonwhite recidivists constituted 29.0% of the 1,662 nonwhite commitments. Female recidivists constituted 13.2% of the 235 female commitments.

PRIOR COMMITMENTS

There were 614 (70.0%) recidivists who had served 1 prior felony sentence, 183 (20.9%) who had served 2 prior felony sentences and 80 (9.1%) who had served 3 or more prior felony sentences in Virginia and/or any other state. One recidivist had served 8 prior sentences. Statistics show that the number of recidivists with 3 or more prior sentences has decreased from 13.0% in fiscal year 1980 to the current level of 9.2%.

PAROLE OR PARDON STATUS

Of the 877 recidivists committed, 186 or 21.2% had been paroled but discharged from parole supervision prior to their current commitment. This represents a decrease from the 247 or 24.5% who fell into this category in fiscal year 1980. There were no recidivists on parole at the time of commitment.

OFFENSES

A study of the recidivists shows that 266 or 30.3% committed Offenses Against Persons, 456 or 52.0% committed Offenses Against Property, and 155 or 17.7% committed other offenses. The figures for all new commitments show similarities, with 31.0% committing Offenses Against Persons, 50.3% committing Offenses Against Property, and 18.7% committing other offenses. The 877 recidivists most frequently committed Burglary, with 144 occurrences (16.4%).

AGE

The average age of the 877 recidivists at the time of commitment was 32 years, while the most frequent age was 26 years (occurring 62 times or 7.1%). Over half (51.5%) of the recidivists were under 30 years of age.

INTELLIGENCE

An analysis of the 681 recidivists who were tested shows that 237 or 34.8% were within the normal intelligence range, 56 or 8.2% were above normal, and 388 or 57.0% were below the normal intelligence range. There were 127 (18.6%) recidivists who were found to be severely or moderately retarded.

LENGTH OF SENTENCE

The average length of sentence was 7.9 years, excluding the 24 recidivists with life sentences and the 2 who had death sentences. The most frequently occurring sentence was 2.0 years, while the median sentence was 4.5 years.

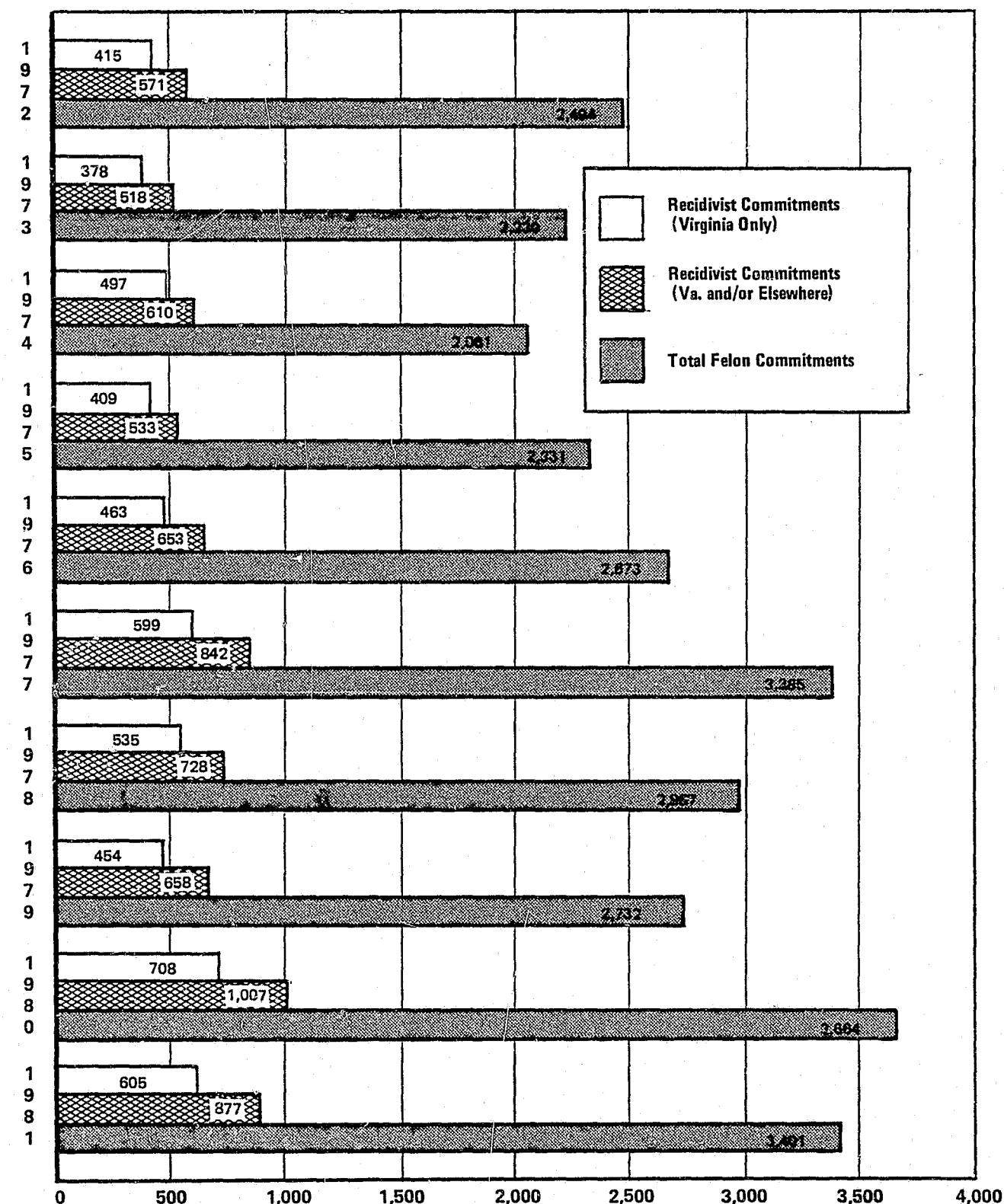


Figure 3: Recidivist Commitments for Fiscal Years Ending June 30, 1972 - 1981

**FELON RECIDIVISTS (VIRGINIA) CONFINED IN THE VIRGINIA STATE
CORRECTIONAL SYSTEM ON JUNE 30, 1981**

NUMBER CONFINED

On June 30, 1981 there were 2,994 felons confined who had served 1 or more prior felony sentences in Virginia. This represents 34.9% of the 8,577 felons confined on that date. This recidivism rate also represents an increase over fiscal year 1980's rate of 33.1%.

RACE AND SEX

Of the 2,994 Virginia recidivists, 97.7% were males and 2.3% were females. The racial composition of the recidivists was 35.8% white and 64.2% nonwhite. When analyzing the proportion of the total confined population who are Virginia recidivists, it was found that 30.4% of the 3,532 confined white felons were recidivists, while 38.1% of the 5,045 confined nonwhite felons were recidivists.

PRIOR COMMITMENTS

Of the 2,994 recidivists, 1,842 or 61.5% had served 1 prior felony sentence in Virginia, 779 or 26.0% had served 2 prior sentences, and 373 or 12.5% had served 3 or more prior felony sentences in Virginia.

PAROLE OR PARDON STATUS

There were 1,240 (41.4%) recidivists who had committed their current offense while on parole, and 474 (15.8%) who had been paroled but released from parole supervision before committing their current offense. There were 2 recidivists who were on conditional pardon and 1 recidivist who had been discharged from conditional pardon. In comparison, 37.0% of the recidivists in fiscal year 1980 were on parole when committed and 16.3% had been discharged from parole supervision.

OFFENSES

Of the 2,994 Virginia recidivists confined, 1,375 or 45.9% committed Offenses Against Persons, 1,281 or 42.8% committed Offenses Against Property, and 338 or 11.3% committed other offenses. This compares to the total felon population where 53.1% committed Offenses Against Persons, 36.8% committed Offenses Against Property, and 10.1% committed other offenses.

COMMITTING COURT

The city courts in Virginia committed 1,908 or 63.7% of the recidivists, while the county courts committed 1,083 or 36.2%. There were 3 (0.1%) recidivists committed by out-of-state courts. Richmond and Norfolk led in city court commitments, with 17.7% and 10.1%, respectively. The county courts were led by Fairfax and Henrico with 4.3% and 2.8%, respectively.

AGE

The average age of the Virginia recidivists was 34 years. Almost half (49.3%) of the recidivists were 30 years and younger, while 55 or 1.8% were 60 years and older. The median age was 31 years.

INTELLIGENCE

Of the 2,812 recidivists tested, 1,174 or 41.8% were found to display normal intelligence, 1,250 or 44.4% were below normal, and 388 or 13.8% were above normal. There were 269 (9.6%) recidivists who were found to be moderately or severely retarded.

LENGTH OF SENTENCE

As in fiscal year 1980, recidivists with prior Virginia felony sentences were most commonly serving a sentence of 5 years. The median sentence length was 11.0 years, and the average was 16.3 years (excluding those with life or death sentences).

FELON RECIDIVISTS (VIRGINIA AND/OR ELSEWHERE) CONFINED IN THE VIRGINIA STATE CORRECTIONAL SYSTEM ON JUNE 30, 1981

NUMBER CONFINED

A total of 3,673 recidivists who had served 1 or more prior felony sentences in Virginia and/or elsewhere were confined on June 30, 1981. These recidivists represent 42.8% of the total felon population. This recidivism rate is an increase over the 41.0% rate for fiscal year 1980.

RACE AND SEX

Of the 3,673 recidivists, 38.1% were white and 61.9% were nonwhite. The recidivist population consisted of 2.3% females and 97.7% males. The 1,401 white recidivists represented 39.7% of the total white population and the 2,272 nonwhite recidivists represented 45.0% of the total nonwhite population. Female recidivists constituted 28.2% of the total female population.

PRIOR COMMITMENTS

Over half (2,115 or 57.6%) of the recidivists had served 1 previous felony sentence in Virginia and/or elsewhere, 26.4% had served 2 prior sentences and 16.0% had served 3 or more prior felony sentences. There were 614 recidivists (16.7%) who had served 1 or more previous Virginia misdemeanor sentences.

PAROLE OR PARDON STATUS

Of the 3,673 recidivists confined on June 30, 1981, 1,240 or 33.8% were on parole when they committed their current offense, while 474 or 12.9% had been paroled but discharged from parole supervision. There were 2 recidivists who were on conditional pardon and 1 who had been discharged from conditional pardon at the time they were committed for their current offense.

OFFENSES

Offenses Against Persons had been committed by 1,751 or 47.7% of the recidivists, while 1,532 or 41.7% committed Offenses Against Property. The 3,673 recidivists most often committed Burglary and Armed Robbery, with 622 (16.9%) and 424 (11.5%) occurrences, respectively.

COMMITTING COURT

Virginia city courts committed 2,259 or 61.5% of the recidivists, while the county courts committed 1,405 or 38.2%. Richmond and Norfolk were the cities with the largest number of commitments - 597 (16.2%) and 358 (9.8%), respectively. Fairfax led in county court commitments with 201 or 5.5%.

AGE

On the average, the 3,673 recidivists were 4 years older than the total confined population, displaying a mean age of 34 years. The most frequent age was 27 years, with 214 occurrences (5.8%). The median age was 31 years.

INTELLIGENCE

Of the 3,402 recidivists tested, 1,433 or 42.1% displayed normal intelligence, 502 or 14.8% were above normal, and 1,467 or 43.1% were found to display below normal intelligence. There were 309 (9.1%) recidivists who were found to be moderately or severely retarded.

LENGTH OF SENTENCE

The average length of sentence, excluding recidivists with life or death sentences, was 16.4 years. The most frequent sentence was 5.0 years, with 296 occurrences (8.1%).

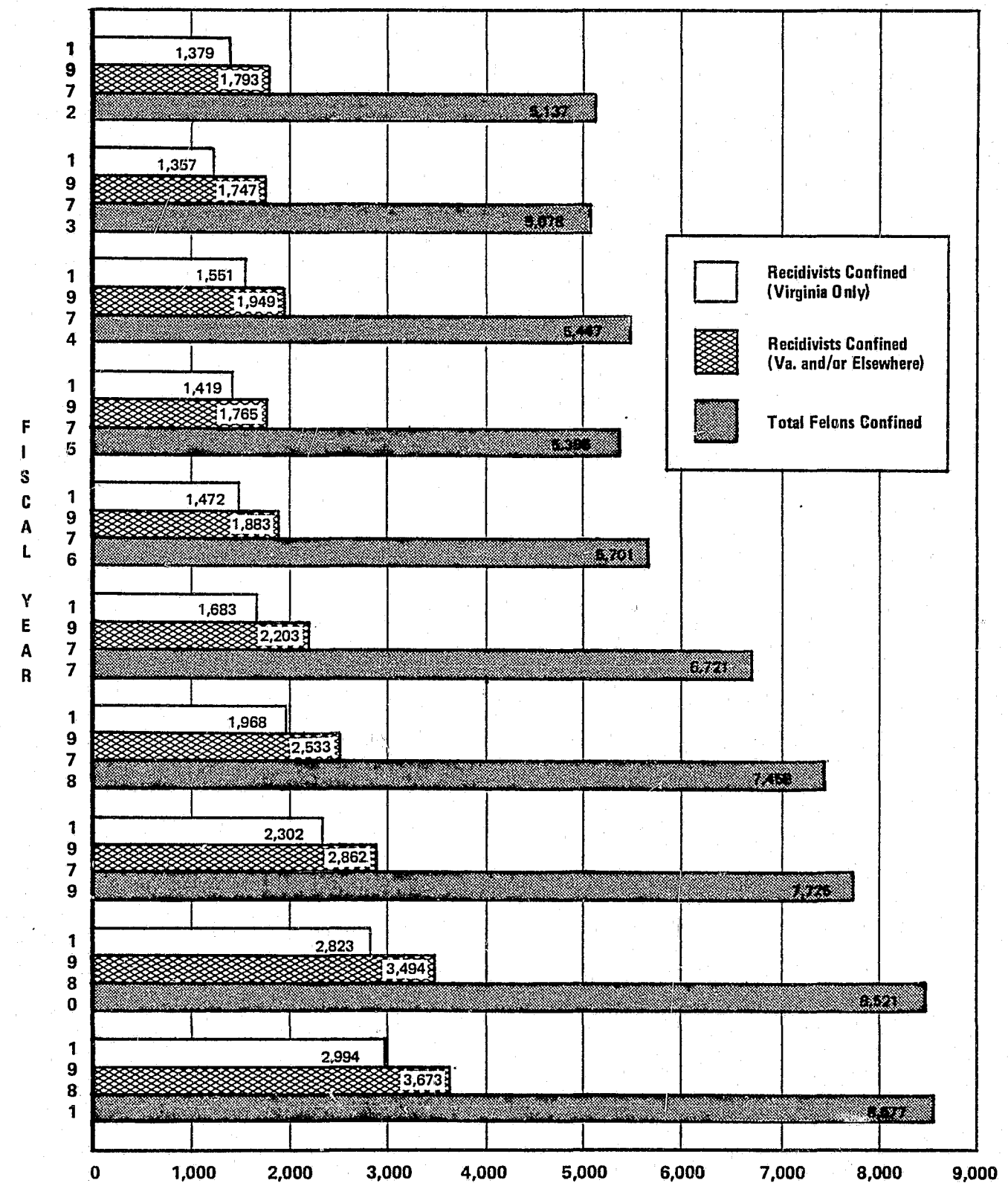


Figure 4: Recidivists Confined on June 30, 1972 - 1981

SECTION B
FELONS COMMITTED

Preceding page blank

TABLE I.
FELONS COMMITTED TO THE VIRGINIA STATE CORRECTIONAL SYSTEM
BY AGE GROUP ACCORDING TO RACE AND SEX
YEAR ENDED JUNE 30, 1981

AGE	WHITE			NON-WHITE			GRAND TOTAL
	MALE	FEMALE	TOTAL	MALE	FEMALE	TOTAL	
15	3	-	3	3	-	3	6
16	10	-	10	11	-	11	21
17	30	4	34	34	-	34	68
18	85	4	89	78	1	79	168
19	149	10	159	115	3	118	277
20	140	12	152	127	7	134	286
21	133	8	141	127	9	136	277
22	120	3	123	116	7	123	246
23	112	7	119	102	2	104	223
24	97	5	102	75	11	86	188
25	82	6	88	92	10	102	190
26	81	3	84	73	11	84	168
27	59	6	65	61	1	62	127
28	67	7	74	68	6	74	148
29	33	7	40	54	7	61	101
30	46	3	49	52	5	57	106
31	38	1	39	47	7	54	93
32	22	5	27	37	2	39	66
33	42	8	50	47	1	48	98
34	22	6	28	16	3	19	47
35	27	4	31	21	3	24	55
36	16	3	19	14	2	16	35
37	25	1	26	22	1	23	49
38	12	1	13	21	3	24	37
39	12	2	14	13	2	15	29
40	17	-	17	16	1	17	34
41	15	1	16	11	1	12	28
42	11	-	11	8	-	8	19
43	13	1	14	4	1	5	19
44	13	-	13	9	1	10	23
45	13	1	14	9	1	10	24
46	8	-	8	9	-	9	17
47	7	-	7	8	-	8	15
48	5	2	7	4	-	4	11
49	3	1	4	1	-	1	5
50	10	-	10	4	-	4	14
51	2	-	2	4	1	5	7
52	6	1	7	3	-	3	10
53	3	-	3	4	-	4	7
54	4	-	4	3	-	3	7
55	4	-	4	1	-	1	5
56	1	-	1	2	1	3	4
57	2	-	2	2	-	2	4
58	4	-	4	3	-	3	7
59	2	-	2	3	-	3	5
60	2	-	2	1	-	1	3
61	-	1	1	2	-	2	3
62	3	-	3	2	-	2	5
63	-	-	-	1	-	1	1
64	1	-	1	-	-	-	1
65	2	-	2	1	-	1	3
66	-	-	-	3	-	3	3
67	-	-	-	3	-	3	3
70	-	-	-	1	-	1	1
71	-	-	-	1	-	1	1
74	1	-	1	-	-	-	1
76	-	-	-	1	-	1	1
78	-	-	-	1	-	1	1
TOTAL	1,615	124	1,739	1,551	111	1,662	3,401

TABLE II
FELONS COMMITTED TO THE VIRGINIA STATE CORRECTIONAL SYSTEM
BY LOCATION OF COMMITTING COURT ACCORDING TO RACE AND SEX
YEAR ENDED JUNE 30, 1981

COMMITTING COURT	WHITE			NON-WHITE			GRAND TOTAL
	MALE	FEMALE	TOTAL	MALE	FEMALE	TOTAL	
COUNTIES							
ACCOMACK	2	-	2	6	2	8	10
ALBEMARLE	14	2	16	4	-	4	20
ALLEGHANY	4	-	4	1	-	1	5
AMELIA	2	-	2	2	-	2	4
AMHERST	11	-	11	10	-	10	21
APPOMATTOX	4	-	4	5	-	5	9
ARLINGTON	44	2	46	95	9	104	150
AUGUSTA	23	1	24	6	-	6	30
BATH	1	-	1	-	-	-	1
BEDFORD COUNTY	3	-	3	3	-	3	6
BLAND	3	1	4	-	-	-	4
BOTETOURT	7	-	7	2	-	2	9
BRUNSWICK	-	-	-	4	-	4	4
BUCHANAN	38	2	40	-	-	-	40
BUCKINGHAM	3	-	3	2	-	2	5
CAMPBELL	9	2	11	9	-	9	20
CAROLINE	4	-	4	4	-	4	8
CARROLL	23	1	24	-	-	-	24
CHARLES CITY	-	-	-	2	-	2	2
CHARLOTTE	7	2	9	13	-	13	22
CHESTERFIELD	22	3	25	13	1	14	39
CLARKE	9	1	10	1	-	1	11
CRAIG	-	-	-	-	-	-	-

TABLE II
FELONS COMMITTED TO THE VIRGINIA STATE CORRECTIONAL SYSTEM
BY LOCATION OF COMMITTING COURT ACCORDING TO RACE AND SEX
YEAR ENDED JUNE 30, 1981

COMMITTING COURT	WHITE			NON-WHITE			GRAND TOTAL
	MALE	FEMALE	TOTAL	MALE	FEMALE	TOTAL	
COUNTIES							
CULPEPER	14	-	14	15	-	15	29
CUMBERLAND	1	1	2	2	-	2	4
DICKENSON	1	1	2	-	-	-	2
DINWIDDIE	1	-	1	2	-	2	3
ESSEX	2	1	3	-	-	-	3
FAIRFAX COUNTY	198	12	210	90	3	93	303
FAUQUIER	2	-	2	2	-	2	4
FLOYD	3	-	3	-	-	-	3
FLUVANNA	3	-	3	6	-	6	9
FRANKLIN COUNTY	14	3	17	6	-	6	23
FREDERICK	12	-	12	-	-	-	12
GILES	4	-	4	-	-	-	4
GLOUCESTER	1	1	2	1	-	1	3
GOOCHLAND	9	-	9	6	-	6	15
GRAYSON	8	-	8	-	-	-	8
GREENE	4	1	5	2	-	2	7
GREENSVILLE	2	-	2	17	2	19	21
HALIFAX	10	-	10	6	-	6	16
HANOVER	14	2	16	6	-	6	22
HENRICO	38	1	39	34	5	39	78
HENRY	30	4	34	10	-	10	44
HIGHLAND	1	-	1	-	-	-	1
ISLE OF WIGHT	2	-	2	12	-	12	14

TABLE II
FELONS COMMITTED TO THE VIRGINIA STATE CORRECTIONAL SYSTEM
BY LOCATION OF COMMITTING COURT ACCORDING TO RACE AND SEX
YEAR ENDED JUNE 30, 1981

COMMITTING COURT	WHITE			NON-WHITE			GRAND TOTAL
	MALE	FEMALE	TOTAL	MALE	FEMALE	TOTAL	
COUNTIES							
JAMES CITY	-	-	-	1	-	1	1
KING AND QUEEN	-	-	-	-	-	-	-
KING GEORGE	4	-	4	6	-	6	10
KING WILLIAM	1	-	1	1	-	1	2
LANCASTER	1	-	1	4	-	4	5
LEE	10	-	10	-	-	-	10
LOUDOUN	13	1	14	4	-	4	18
LOUISA	6	1	7	3	1	4	11
LUNENBURG	-	-	-	-	-	-	-
MADISON	-	-	-	2	-	2	2
MATHEWS	2	-	2	-	-	-	2
MECKLENBURG	3	-	3	2	-	2	5
MIDDLESEX	-	-	-	2	-	2	2
MONTGOMERY	19	1	20	3	-	3	23
NANSEMOND	-	-	-	-	-	-	-
NELSON	1	-	1	3	-	3	4
NEW KENT	2	-	2	1	-	1	3
NORTHAMPTON	5	-	5	9	-	9	14
NORTHUMBERLAND	3	-	3	4	1	5	8
NOTTOWAY	1	-	1	3	1	4	5
ORANGE	17	-	17	5	-	5	22
PAGE	5	-	5	-	-	-	5
PATRICK	20	3	23	1	-	1	24

TABLE II
FELONS COMMITTED TO THE VIRGINIA STATE CORRECTIONAL SYSTEM
BY LOCATION OF COMMITTING COURT ACCORDING TO RACE AND SEX
YEAR ENDED JUNE 30, 1981

COMMITTING COURT	WHITE			NON-WHITE			GRAND TOTAL
	MALE	FEMALE	TOTAL	MALE	FEMALE	TOTAL	
COUNTIES							
PITTSYLVANIA	14	1	15	14	-	14	29
POWHATAN	4	-	4	2	-	2	6
PRINCE EDWARD	-	-	-	5	1	6	6
PRINCE GEORGE	-	-	-	2	-	2	2
PRINCE WILLIAM	54	1	55	34	1	35	90
PULASKI	25	2	27	5	-	5	32
RAPPAHANNOCK	1	-	1	-	-	-	1
RICHMOND COUNTY	-	1	1	2	-	2	3
ROANOKE COUNTY	23	-	23	10	-	10	33
ROCKBRIDGE	11	1	12	1	-	1	13
ROCKINGHAM	26	1	27	3	-	3	30
RUSSELL	9	-	9	-	-	-	9
SCOTT	8	1	9	-	-	-	9
SHENANDOAH	5	1	6	-	-	-	6
SMYTH	23	2	25	1	1	2	27
SOUTHAMPTON	4	-	4	19	1	20	24
SPOTSYLVANIA	15	2	17	5	-	5	22
STAFFORD	16	-	16	8	-	8	24
SURRY	2	-	2	1	-	1	3
SUSSEX	1	1	2	9	-	9	11
TAZEWELL	19	2	21	1	-	1	22
WARREN	12	1	13	5	-	5	18
WASHINGTON	21	2	23	-	-	-	23

TABLE II
FELONS COMMITTED TO THE VIRGINIA STATE CORRECTIONAL SYSTEM
BY LOCATION OF COMMITTING COURT ACCORDING TO RACE AND SEX
YEAR ENDED JUNE 30, 1981

COMMITTING COURT	WHITE			NON-WHITE			GRAND TOTAL
	MALE	FEMALE	TOTAL	MALE	FEMALE	TOTAL	
COUNTIES							
WESTMORELAND	4	-	4	9	-	9	13
WISE	11	-	11	1	-	1	12
WYTHE	15	2	17	4	-	4	21
YORK	7	-	7	5	-	5	12
TOTAL COUNTIES	1,050	71	1,121	599	29	628	1,749
CITIES							
ALEXANDRIA	17	1	18	74	2	76	94
BEDFORD CITY	2	-	2	1	-	1	3
BRISTOL	15	-	15	2	-	2	17
BUENA VISTA	4	2	6	-	-	-	6
CHARLOTTESVILLE	16	3	19	25	3	28	47
CHESAPEAKE	18	2	20	31	-	31	51
CLIFTON FORGE	-	1	1	-	-	-	1
COLONIAL HEIGHTS	2	-	2	2	-	2	4
COVINGTON	-	-	-	-	-	-	-
DANVILLE	31	5	36	35	6	41	77
EMPORIA	-	-	-	-	-	-	-
FAIRFAX CITY	-	-	-	-	-	-	-
FALLS CHURCH	-	-	-	-	-	-	-
FRANKLIN CITY	6	1	7	2	-	2	9
FREDERICKSBURG	3	-	3	1	-	1	4
GALAX	-	1	1	-	-	-	1

TABLE II
FELONS COMMITTED TO THE VIRGINIA STATE CORRECTIONAL SYSTEM
BY LOCATION OF COMMITTING COURT ACCORDING TO RACE AND SEX
YEAR ENDED JUNE 30, 1981

COMMITTING COURT	WHITE			NON-WHITE			GRAND TOTAL
	MALE	FEMALE	TOTAL	MALE	FEMALE	TOTAL	
CITIES							
HAMPTON	20	1	21	41	7	48	69
HARRISONBURG	-	-	-	-	-	-	-
HOPEWELL	1	-	1	5	-	5	6
LEXINGTON	-	-	-	-	-	-	-
LYNCHBURG	56	7	63	44	1	45	108
MARTINSVILLE	17	-	17	20	2	22	39
NEWPORT NEWS	15	1	16	35	3	38	54
NORFOLK	67	5	72	164	14	178	250
NORTON	-	-	-	-	-	-	-
PETERSBURG	7	-	7	36	4	40	47
PORTSMOUTH	22	3	25	103	11	114	139
RADFORD	7	-	7	-	-	-	7
RICHMOND CITY	62	7	69	211	18	229	298
ROANOKE CITY	67	7	74	46	2	48	122
SALEM	8	2	10	5	-	5	15
SOUTH BOSTON	-	-	-	-	-	-	-
STAUNTON	22	1	23	6	2	8	31
SUFFOLK	9	-	9	26	1	27	36
VIRGINIA BEACH	47	1	48	17	3	20	68
WAYNESBORO	5	-	5	2	-	2	7
WILLIAMSBURG	6	-	6	10	2	12	18
WINCHESTER	10	2	12	4	1	5	17
TOTAL CITIES	562	53	615	948	82	1,030	1,645
OUT OF STATE	3	-	3	4	-	4	7
GRAND TOTAL	1,615	124	1,739	1,551	111	1,662	3,401

TABLE III
FELONS COMMITTED TO THE VIRGINIA STATE CORRECTIONAL SYSTEM
BY OFFENSE ACCORDING TO TERM OF SENTENCE *
YEAR ENDED JUNE 30, 1981

OFFENSE	UNDER 1 YR.	1 YEAR	2 YRS	3 YRS	4 YRS	5 YRS	6 YRS	7 YRS	8 YRS	9 YRS	10 YRS
OFFENSES AGAINST PERSONS											
MURDER, 1ST DEGREE	-	-	-	1	1	3	-	-	-	1	1
MURDER, 2ND DEGREE	-	-	-	-	-	7	3	4	6	2	8
MURDER, DEGREE NOT SPECIFIED	-	-	-	-	-	1	1	-	-	-	-
MURDER, ATTEMPTED	1	-	-	-	3	-	2	2	1	-	1
MANSLAUGHTER, VOLUNTARY	-	1	1	2	2	3	3	2	1	-	5
MANSLAUGHTER, INVOLUNTARY	-	1	5	3	1	10	-	-	1	-	1
MANSLAUGHTER, UNSPECIFIED	-	-	1	-	-	-	-	-	-	-	-
MANSLAUGHTER, ATTEMPTED	-	-	-	-	1	-	-	-	-	1	-
RAPE	1	1	2	5	3	8	2	2	4	3	16
RAPE, STATUTORY	1	-	-	3	-	1	-	-	1	-	-
RAPE, ATTEMPTED	-	1	4	-	-	3	3	-	1	2	3
ABDUCTION FOR PURPOSE OF RAPE	-	-	-	1	3	-	-	-	-	-	1
CARNAL KNOWLEDGE OF CHILD	1	-	1	1	-	1	-	-	-	-	1
ROBBERY, ARMED OR HIGHWAY	1	3	8	6	17	36	28	6	16	5	20
ROBBERY, BANK	-	-	-	-	-	-	-	-	1	-	1
ROBBERY, UNSPECIFIED	1	5	9	12	15	41	12	5	9	1	11
ROBBERY, ATTEMPTED	-	2	5	4	3	5	1	1	1	-	-
ASSAULT, FELONIOUS	3	10	10	11	14	23	6	4	9	1	4
ASSAULT WITH INTENT TO MAIM	-	5	-	2	2	4	-	-	-	-	-
MAIMING	1	1	-	6	4	6	3	1	1	-	4
SHOOT INTO OCCUPIED DWELLING	-	1	2	5	2	1	-	-	1	1	-
ASSAULT AND BATTERY, SIMPLE	2	4	6	-	2	-	-	-	-	-	-
THROW MISSILE AT MOVING VEHICLE	1	1	-	-	-	-	-	-	-	-	-
UNLAWFUL WOUNDING	5	6	5	10	1	4	-	-	-	-	-
THREATEN BODILY HARM	-	-	-	-	-	-	-	1	-	-	-
KIDNAPPING	-	-	-	-	1	-	-	-	-	-	-
ABDUCTION	-	1	6	1	1	5	2	-	3	1	2
ATTEMPTED KIDNAPPING	-	-	-	-	1	-	-	-	-	-	-
TOTAL OFFENSES AGAINST PERSONS	18	43	65	73	77	167	66	28	56	18	79

TABLE III
FELONS COMMITTED TO THE VIRGINIA STATE CORRECTIONAL SYSTEM
BY OFFENSE ACCORDING TO TERM OF SENTENCE *
YEAR ENDED JUNE 30, 1981

11 YRS	12 YRS	13 YRS	14 YRS	15 YRS	16 YRS	17 YRS	18 YRS	19 YRS	20-24 YEARS	25-29 YEARS	30-39 YEARS	40-49 YEARS	OVER 49 YRS	LIFE	DEATH	TOTAL
-	-	-	-	1	-	-	1	-	12	4	6	7	5	30	3	76
3	1	-	1	9	6	-	-	-	15	1	2	2	-	1	-	71
-	-	-	-	1	-	-	-	-	2	-	2	2	1	4	-	14
-	-	-	-	1	-	-	-	-	-	-	2	-	-	-	-	19
3	1	-	-	1	2	-	-	-	-	1	1	-	-	-	-	27
-	-	-	-	1	-	-	-	-	-	-	1	-	-	-	-	22
-	-	-	-	-	-	-	-	-	-	-	-	-	-	-	-	1
-	-	-	-	-	-	-	-	-	-	-	-	-	-	-	-	2
-	-	-	-	-	-	-	-	-	-	-	-	-	-	-	-	96
1	4	-	1	5	-	2	1	-	5	4	6	2	6	12	-	6
-	-	-	-	-	-	-	-	-	-	-	-	-	-	-	-	20
-	1	-	-	-	-	-	-	-	1	-	1	-	-	-	-	7
-	-	-	-	-	-	-	-	-	-	-	-	-	2	-	-	5
-	-	-	-	-	-	-	-	-	-	-	-	-	-	-	-	262
15	8	4	6	14	6	4	3	2	17	8	7	4	11	7	-	6
-	-	1	-	-	-	-	-	-	1	-	1	-	-	1	-	142
-	4	1	-	6	-	1	1	1	3	2	1	-	-	-	-	22
-	-	-	-	-	-	-	-	-	-	-	-	-	-	-	-	115
3	3	-	1	1	3	-	-	-	4	1	2	1	1	-	-	14
-	1	-	-	-	-	-	-	-	-	-	-	-	-	-	-	30
-	1	-	-	1	-	-	-	-	1	-	-	-	-	-	-	15
-	-	-	1	-	-	-	-	-	-	-	-	1	-	-	-	14
-	-	-	-	-	-	-	-	-	-	-	-	-	-	-	-	2
-	-	-	-	-	-	-	-	-	-	-	-	-	-	-	-	31
-	-	-	-	-	-	-	-	-	-	-	-	-	-	-	-	1
-	-	-	-	-	-	-	-	-	-	-	-	-	-	-	-	1
-	-	-	-	-	-	-	-	-	-	-	-	-	-	-	-	33
1	-	-	-	1	-	-	-	-	3	2	2	1	-	1	-	1
-	-	-	-	-	-	-	-	-	-	-	-	-	-	-	-	1
26	24	6	10	41	17	7	6	3	64	23	33	19	26	57	3	1,055

TABLE III
FELONS COMMITTED TO THE VIRGINIA STATE CORRECTIONAL SYSTEM
BY OFFENSE ACCORDING TO TERM OF SENTENCE *
YEAR ENDED JUNE 30, 1981

OFFENSE	UNDER 1 YR.	1 YEAR	2 YRS	3 YRS	4 YRS	5 YRS	6 YRS	7 YRS	8 YRS	9 YRS	10 YRS
OFFENSES AGAINST PROPERTY											
BURGLARY	2	35	95	89	102	96	37	21	35	14	31
BURGLARY, ATTEMPTED	-	2	3	4	-	-	-	-	1	-	-
POSSESSION OF BURGLARY TOOLS	1	1	2	-	1	3	-	1	-	-	-
BREAK AND ENTER	7	17	25	18	31	30	16	10	5	7	12
BREAK AND ENTER, ATTEMPTED	-	-	-	1	-	-	-	-	1	-	-
LARCENY, GRAND (EXCEPT AUTO)	7	42	66	64	53	50	16	7	11	1	13
LARCENY, CERTAIN FARM ANIMALS	2	-	-	-	-	1	-	-	-	-	-
ATTEMPTED LARCENY	-	2	3	3	1	2	1	-	-	-	-
LARCENY, PETTY	3	25	26	7	4	1	1	-	-	1	-
PURSE SNATCHING	-	-	1	-	-	-	-	-	-	-	-
SHOPLIFTING	2	3	9	1	-	-	-	-	-	-	-
LARCENY, UNSPECIFIED	-	-	-	-	1	-	-	-	-	-	-
POSSESSION OF STOLEN GOODS	1	7	7	7	5	1	3	1	2	-	1
LARCENY, THEFT OF AUTO	-	4	11	11	10	10	4	3	2	-	3
USE OF AUTO WITHOUT AUTHORITY	1	7	14	5	7	3	1	-	1	-	-
TAMPERING WITH AUTO	-	-	1	-	-	-	-	-	-	-	-
TRANSPORT STOLEN CAR (FEDERAL)	-	1	-	-	-	-	-	-	-	-	-
FRAUD & CREDIT CARD THEFT	4	7	13	9	7	4	-	1	1	1	1
BAD CHECKS	-	8	5	-	4	1	1	1	1	-	-
EMBEZZLEMENT	1	3	1	1	-	1	-	1	-	-	1
ARSON	-	2	9	4	3	5	3	1	-	-	2
PROPERTY DAMAGE OR DESTRUCTION	-	2	3	-	-	1	-	-	-	-	-
THREATEN PROPERTY DESTRUCTION	-	1	1	-	-	-	-	-	-	-	-
TRESPASSING	-	2	1	-	-	-	-	-	-	-	-
FORGERY OF CHECKS, UTTERING	6	24	32	24	27	17	15	2	6	1	8
FORGERY OF DOCUMENTS	-	1	1	-	-	-	-	-	-	-	-
TOTAL OFFENSES AGAINST PROPERTY	37	196	329	248	256	226	98	49	66	25	72

TABLE III
FELONS COMMITTED TO THE VIRGINIA STATE CORRECTIONAL SYSTEM
BY OFFENSE ACCORDING TO TERM OF SENTENCE *
YEAR ENDED JUNE 30, 1981

11 YRS	12 YRS	13 YRS	14 YRS	15 YRS	16 YRS	17 YRS	18 YRS	19 YRS	20-24 YEARS	25-29 YEARS	30-39 YEARS	40-49 YEARS	OVER 49 YRS	LIFE	DEATH	TOTAL
2	10	5	2	8	1	1	2	-	5	7	3	-	-	-	-	603
-	-	-	-	-	-	-	-	-	-	-	-	-	-	-	-	10
-	-	-	-	-	-	-	-	-	-	-	-	-	-	-	-	9
3	4	2	1	-	1	1	-	1	6	2	1	1	-	-	-	201
-	-	-	-	-	-	-	-	-	-	-	-	-	-	-	-	2
3	2	2	1	3	-	3	-	1	4	-	3	-	1	-	-	353
-	-	-	-	-	-	-	-	-	-	-	-	-	-	-	-	3
-	-	-	-	-	-	-	-	-	-	-	-	-	-	-	-	12
-	-	-	1	-	-	-	-	-	-	-	-	-	-	-	-	69
-	-	-	-	-	-	-	-	-	-	-	-	-	-	-	-	1
-	-	-	-	-	-	-	-	-	-	-	-	-	-	-	-	15
-	-	-	-	-	-	-	-	-	-	-	-	-	-	-	-	1
-	-	-	-	1	-	-	-	-	1	-	-	-	-	-	-	37
-	-	2	-	-	-	-	-	-	-	-	-	-	-	-	-	60
-	-	-	-	-	-	-	-	-	-	-	-	-	-	-	-	39
-	-	-	-	-	-	-	-	-	-	-	-	-	-	-	-	1
-	-	-	-	-	-	-	-	-	-	-	-	-	-	-	-	1
-	1	-	-	-	-	-	-	-	-	-	-	-	-	-	-	49
-	-	-	-	-	-	-	-	-	-	-	-	-	-	-	-	21
-	-	-	-	-	-	-	-	-	-	-	-	-	-	-	-	9
-	-	-	1	-	-	-	-	-	2	-	-	-	-	-	-	32
-	-	-	-	-	-	-	-	-	-	-	-	-	-	-	-	6
-	-	-	-	-	-	-	-	-	-	-	-	-	-	-	-	2
-	-	-	-	-	-	-	-	-	-	-	-	-	-	-	-	3
1	3	-	-	-	2	-	-	1	-	-	-	-	-	-	-	169
-	-	-	-	-	-	-	-	-	-	-	-	-	-	-	-	2
9	20	11	6	12	4	5	2	3	18	9	7	1	1	-	-	1,710

TABLE III
FELONS COMMITTED TO THE VIRGINIA STATE CORRECTIONAL SYSTEM
BY OFFENSE ACCORDING TO TERM OF SENTENCE *
YEAR ENDED JUNE 30, 1981

OFFENSE	UNDER 1 YR.	1 YEAR	2 YRS	3 YRS	4 YRS	5 YRS	6 YRS	7 YRS	8 YRS	9 YRS	10 YRS
OFFENSES AGAINST DECENCY, MORALITY, PEACE, AND GOOD ORDER											
SODOMY	-	1	2	2	5	4	2	-	-	-	3
PANDERING AND SOLICITING	-	-	-	-	-	1	-	-	-	-	-
PLACE FEMALE FOR PROSTITUTION	-	1	-	-	-	1	-	-	-	-	-
INCEST	-	-	-	-	-	1	-	-	-	-	-
MOLESTING; INDECENT LIBERTIES	1	1	2	1	1	3	-	-	-	-	-
INDECENT EXPOSURE	-	2	-	2	-	-	-	-	-	-	1
BIGAMY	-	-	1	-	-	-	-	-	-	-	-
CONTRIBUTE TO DELINQ. OF CHILD	-	3	1	-	-	-	-	-	-	-	-
DISCHARGE FIRE ARMS, EXPLOSIVE	-	-	1	-	-	-	-	-	-	-	-
MISUSE OF TELEPHONE	-	-	-	-	1	-	-	-	-	-	-
VIOLATING WEAPONS LAWS	-	1	-	-	-	-	-	-	-	-	-
BRANDISHING A FIREARM	-	1	-	-	-	-	1	-	-	-	-
POSSESSION OF FIRE ARMS	-	3	2	1	2	-	-	-	-	-	-
TOTAL OFFENSES AGAINST DECENCY MORALITY, PEACE, AND GOOD ORDER	1	13	9	6	9	10	3	-	-	-	4
OFFENSES AGAINST PUBLIC JUSTICE AND ADMINISTRATION											
CONSPIRACY TO COMMIT A CRIME	-	-	1	-	-	-	-	-	-	-	-
PERJURY	2	-	2	1	-	2	-	-	-	-	-
CONTEMPT OF COURT	-	1	-	-	-	-	-	-	-	-	-
ACCESSORY AFTER FACT	1	-	2	-	2	-	-	-	-	-	1
FAILURE TO ANSWER SUMMONS	-	-	1	-	-	-	-	-	-	-	-
OBSTRUCTING JUSTICE	1	-	-	-	-	-	-	-	-	-	-
ESCAPE - ATTEMPTED ESCAPE	-	1	1	-	-	-	-	-	-	-	-
TOTAL OFFENSES AGAINST PUBLIC JUSTICE AND ADMINISTRATION	4	2	7	1	2	2	-	-	-	-	1

TABLE III
FELONS COMMITTED TO THE VIRGINIA STATE CORRECTIONAL SYSTEM
BY OFFENSE ACCORDING TO TERM OF SENTENCE *
YEAR ENDED JUNE 30, 1981

11 YRS	12 YRS	13 YRS	14 YRS	15 YRS	16 YRS	17 YRS	18 YRS	19 YRS	20-24 YEARS	25-29 YEARS	30-39 YEARS	40-49 YEARS	OVER 49 YRS	LIFE	DEATH	TOTAL
-	-	1	-	1	-	-	-	-	-	-	1	2	-	-	-	24
-	-	-	-	-	-	-	-	-	-	-	-	-	-	-	-	1
-	-	-	-	-	-	-	-	-	-	-	-	-	-	-	-	2
-	-	-	-	-	-	-	-	-	-	-	-	-	-	-	-	1
-	-	-	-	-	-	-	-	-	-	-	-	-	-	-	-	9
-	-	-	-	-	-	-	-	-	-	-	-	-	-	-	-	5
-	-	-	-	-	-	-	-	-	-	-	-	-	-	-	-	1
-	-	-	-	-	-	-	-	-	-	-	-	-	-	-	-	4
-	-	-	-	-	-	-	-	-	-	-	-	-	-	-	-	1
-	-	-	-	-	-	-	-	-	-	-	-	-	-	-	-	1
-	-	-	-	-	-	-	-	-	-	-	-	-	-	-	-	1
-	-	-	-	-	-	-	-	-	-	-	-	-	-	-	-	2
-	-	-	-	-	-	-	-	-	-	1	-	-	-	-	-	9
-	-	1	-	1	-	-	-	-	-	1	1	2	-	-	-	61
-	-	-	-	-	-	-	-	-	-	1	-	-	-	-	-	2
-	-	-	-	-	-	-	-	-	-	-	-	-	-	-	-	7
-	-	-	-	-	-	-	-	-	-	-	-	-	-	-	-	1
-	-	-	-	-	-	-	-	-	-	-	-	-	-	-	-	6
-	-	-	-	-	-	-	-	-	-	-	-	-	-	-	-	1
-	-	-	-	-	-	-	-	-	-	-	-	-	-	-	-	1
-	-	-	-	-	-	-	-	-	-	-	-	-	-	-	-	2
-	-	-	-	-	-	-	-	-	-	1	-	-	-	-	-	20

TABLE III
FELONS COMMITTED TO THE VIRGINIA STATE CORRECTIONAL SYSTEM
BY OFFENSE ACCORDING TO TERM OF SENTENCE*
YEAR ENDED JUNE 30, 1981

OFFENSE	UNDER 1 YR.	1 YEAR	2 YRS	3 YRS	4 YRS	5 YRS	6 YRS	7 YRS	8 YRS	9 YRS	10 YRS
VIOLATIONS OF TRAFFIC AND VEHICLE LAWS											
DRIVING - INFLUENCE OF ALCOHOL	-	2	1	-	-	-	-	-	-	-	-
HIT AND RUN	1	3	-	-	-	-	-	-	-	-	-
RECKLESS DRIVING AND SPEEDING	-	-	1	-	-	-	-	-	-	-	-
HABITUAL OFFENDER	2	178	28	9	4	2	-	1	-	-	1
TOTAL VIOLATIONS OF TRAFFIC AND VEHICLE LAWS	3	183	30	9	4	2	-	1	-	-	1
OFFENSES AGAINST PUBLIC POLICY, ECONOMY, AND HEALTH											
GAMBLING	-	-	1	-	-	-	-	-	-	-	-
OPERATING GAMBLING HOUSE	-	2	-	-	-	-	-	-	-	-	-
ILLEGAL LIQUOR MANUFACTURE	-	2	-	-	-	-	-	-	-	1	-
VIOLATION OF NARCOTICS LAWS	13	58	39	32	28	56	15	16	12	-	23
TOTAL OFFENSES AGAINST PUBLIC POLICY, ECONOMY, AND HEALTH	13	62	40	32	28	56	15	16	12	1	23
GRAND TOTAL	76	499	480	369	376	463	182	94	134	44	180

*Sentences are shown to the nearest year, with six months or more being rounded up.

Each inmate is categorized by his most serious offense.
All of the sentences received by an inmate are accumulated
under just one offense category and may therefore actually
reflect several different offenses.

TABLE III
FELONS COMMITTED TO THE VIRGINIA STATE CORRECTIONAL SYSTEM
BY OFFENSE ACCORDING TO TERM OF SENTENCE
YEAR ENDED JUNE 30, 1981

11 YRS	12 YRS	13 YRS	14 YRS	15 YRS	16 YRS	17 YRS	18 YRS	19 YRS	20-24 YEARS	25-29 YEARS	30-39 YEARS	40-49 YEARS	OVER 49 YRS	LIFE	DEATH	TOTAL
-	-	-	-	-	-	-	-	-	-	-	-	-	-	-	-	3
-	-	-	-	-	-	-	-	-	-	-	-	-	-	-	-	4
-	-	-	-	-	-	-	-	-	-	-	-	-	-	-	-	1
-	-	-	-	-	-	-	-	-	-	-	-	-	-	-	-	225
-	-	-	-	-	-	-	-	-	-	-	-	-	-	-	-	233
-	-	-	-	-	-	-	-	-	-	-	-	-	-	-	-	1
-	-	-	-	-	-	-	-	-	-	-	-	-	-	-	-	2
-	-	-	-	-	-	-	-	-	-	-	-	-	1	-	-	4
-	2	1	-	7	3	1	-	-	6	2	-	1	-	-	-	315
-	2	1	-	7	3	1	-	-	6	2	-	1	1	-	-	322
35	46	19	16	61	24	13	8	6	88	36	41	23	28	57	3	3,401

TABLE IV
FELONS COMMITTED TO THE VIRGINIA STATE CORRECTIONAL SYSTEM
BY SENTENCE ACCORDING TO RACE AND SEX
YEAR ENDED JUNE 30, 1981

SENTENCE *	WHITE			NON-WHITE			GRAND TOTAL
	MALE	FEMALE	TOTAL	MALE	FEMALE	TOTAL	
UNDER ONE YEAR	37	10	47	21	8	29	76
1 YEAR	294	29	323	164	12	176	499
2 YEARS	245	16	261	197	22	219	480
3 YEARS	184	11	195	159	15	174	369
4 YEARS	174	17	191	180	5	185	376
5 YEARS	219	11	230	217	16	233	463
6 YEARS	72	7	79	98	5	103	182
7 YEARS	44	1	45	48	1	49	94
8 YEARS	60	3	63	70	1	71	134
9 YEARS	13	2	15	27	2	29	44
10 YEARS	72	4	76	92	12	104	180
11 YEARS	16	-	16	18	1	19	35
12 YEARS	22	1	23	22	1	23	46
13 YEARS	6	-	6	13	-	13	19
14 YEARS	7	1	8	8	-	8	16
15 YEARS	27	-	27	33	1	34	61
16 YEARS	6	2	8	15	1	16	24
17 YEARS	8	1	9	4	-	4	13
18 YEARS	3	-	3	5	-	5	8
19 YEARS	2	-	2	4	-	4	6
20 YEARS	11	5	16	31	4	35	51
21 YEARS	9	1	10	10	2	12	22
22 YEARS	4	-	4	2	-	2	6
23 YEARS	-	-	-	5	-	5	5
24 YEARS	3	-	3	1	-	1	4
25 YEARS	8	-	8	9	-	9	17
26 YEARS	7	-	7	3	-	3	10
27 YEARS	1	-	1	2	-	2	3
28 YEARS	2	-	2	2	-	2	4
29 YEARS	2	-	2	-	-	-	2
30 YEARS	8	-	8	7	-	7	15
31 YEARS	6	-	6	4	-	4	10
32 YEARS	-	-	-	1	-	1	1
33 YEARS	2	-	2	1	-	1	3
34 YEARS	1	-	1	1	-	1	2
35 YEARS	1	-	1	1	-	1	2
36 YEARS	-	-	-	3	-	3	3
37 YEARS	-	-	-	3	-	3	3
38 YEARS	-	-	-	1	-	1	1
39 YEARS	1	-	1	-	-	-	1
40 YEARS	3	-	3	5	-	5	8
41 YEARS	2	-	2	3	-	3	5
42 YEARS	1	-	1	-	-	-	1
43 YEARS	-	-	-	2	1	3	3
45 YEARS	1	-	1	1	-	1	2
46 YEARS	1	-	1	1	-	1	2
47 YEARS	-	-	-	1	-	1	1

TABLE IV
FELONS COMMITTED TO THE VIRGINIA STATE CORRECTIONAL SYSTEM
BY SENTENCE ACCORDING TO RACE AND SEX
YEAR ENDED JUNE 30, 1981

SENTENCE *	WHITE			NON-WHITE			GRAND TOTAL
	MALE	FEMALE	TOTAL	MALE	FEMALE	TOTAL	
49 YEARS	1	-	1	-	-	-	1
50 YEARS	-	-	-	1	-	1	1
51 YEARS	1	-	1	3	-	3	4
54 YEARS	1	-	1	1	-	1	2
56 YEARS	1	-	1	-	-	-	1
57 YEARS	-	-	-	1	-	1	1
58 YEARS	-	-	-	1	-	1	1
60 YEARS	-	-	-	1	-	1	1
61 YEARS	2	-	2	1	-	1	3
64 YEARS	-	-	-	1	-	1	1
66 YEARS	-	-	-	1	-	1	1
69 YEARS	-	-	-	1	-	1	1
70 YEARS	2	-	2	2	-	2	4
71 YEARS	-	-	-	1	-	1	1
73 YEARS	-	-	-	1	-	1	1
75 YEARS	-	-	-	1	-	1	1
77 YEARS	1	-	1	-	-	-	1
80 YEARS	-	-	-	1	-	1	1
90 YEARS	-	-	-	1	-	1	1
99 YEARS AND ABOVE	-	-	-	1	-	1	1
LIFE	20	2	22	34	1	35	57
DEATH	1	-	1	2	-	2	3
GRAND TOTAL	1,615	124	1,739	1,551	111	1,662	3,401

*Sentences are shown to the nearest year, with six months or more being rounded up.

TABLE V
FELONS COMMITTED TO THE VIRGINIA STATE CORRECTIONAL SYSTEM
BY OFFENSE ACCORDING TO RACE AND SEX
YEAR ENDED JUNE 30, 1981

OFFENSE	WHITE			NON-WHITE			GRAND TOTAL
	MALE	FEMALE	TOTAL	MALE	FEMALE	TOTAL	
OFFENSES AGAINST PERSONS							
MURDER, 1ST DEGREE	22	2	24	47	5	52	76
MURDER, 2ND DEGREE	20	6	26	38	7	45	71
MURDER, DEGREE NOT SPECIFIED	4	4	8	6	-	6	14
MURDER, ATTEMPTED	10	-	10	9	-	9	19
MANSLAUGHTER, VOLUNTARY	7	3	10	16	1	17	27
MANSLAUGHTER, INVOLUNTARY	12	-	12	8	2	10	22
MANSLAUGHTER, UNSPECIFIED	-	-	-	1	-	1	1
MANSLAUGHTER, ATTEMPTED	1	-	1	1	-	1	2
RAPE	38	-	38	58	-	58	96
RAPE, STATUTORY	4	-	4	2	-	2	6
RAPE, ATTEMPTED	7	-	7	13	-	13	20
ABDUCTION FOR PURPOSE OF RAPE	4	-	4	3	-	3	7
CARNAL KNOWLEDGE OF CHILD	1	-	1	4	-	4	5
ROBBERY, ARMED OR HIGHWAY	91	9	100	158	4	162	262
ROBBERY, BANK	2	-	2	4	-	4	6
ROBBERY, UNSPECIFIED	55	1	56	83	3	86	142
ROBBERY, ATTEMPTED	7	1	8	14	-	14	22
ASSAULT, FELONIOUS	42	4	46	65	4	69	115
ASSAULT WITH INTENT TO MAIM	10	-	10	4	-	4	14
MAIMING	6	-	6	22	2	24	30
SHOT INTO OCCUPIED DWELLING	8	-	8	6	1	7	15
ASSAULT AND BATTERY, SIMPLE	6	-	6	7	1	8	14
THROW MISSILE AT MOVING VEHICLE	1	-	1	1	-	1	2
UNLAWFUL WOUNDING	10	1	11	20	-	20	31
THREATEN BODILY HARM	-	-	-	1	-	1	1
KIDNAPPING	1	-	1	-	-	-	1
ABDUCTION	16	1	17	16	-	16	33
ATTEMPTED KIDNAPPING	-	-	-	1	-	1	1
TOTAL OFFENSES AGAINST PERSONS	385	32	417	608	30	638	1,055

TABLE V
FELONS COMMITTED TO THE VIRGINIA STATE CORRECTIONAL SYSTEM
BY OFFENSE ACCORDING TO RACE AND SEX
YEAR ENDED JUNE 30, 1981

OFFENSE	WHITE			NON-WHITE			GRAND TOTAL
	MALE	FEMALE	TOTAL	MALE	FEMALE	TOTAL	
OFFENSES AGAINST PROPERTY							
BURGLARY	288	2	290	312	1	313	603
BURGLARY, ATTEMPTED	2	-	2	8	-	8	10
POSSESSION OF BURGLARY TOOLS	2	-	2	7	-	7	9
BREAK AND ENTER	120	5	125	75	1	76	201
BREAK AND ENTER, ATTEMPTED	1	-	1	1	-	1	2
LARCENY, GRAND (EXCEPT AUTO)	167	15	182	157	14	171	353
LARCENY, CERTAIN FARM ANIMALS	2	-	2	1	-	1	3
ATTEMPTED LARCENY	4	-	4	7	1	8	12
LARCENY, PETTY	12	2	14	44	11	55	69
PURSE SNATCHING	-	-	-	1	-	1	1
SHOPLIFTING	-	1	1	8	6	14	15
LARCENY, UNSPECIFIED	1	-	1	-	-	-	1
POSSESSION OF STOLEN GOODS	21	-	21	16	-	16	37
LARCENY, THEFT OF AUTO	39	-	39	21	-	21	60
USE OF AUTO WITHOUT AUTHORITY	22	1	23	16	-	16	39
TAMPERING WITH AUTO	-	-	-	1	-	1	1
TRANSPORT STOLEN CAR (FEDERAL)	1	-	1	-	-	-	1
FRAUD & CREDIT CARD THEFT	19	2	21	19	9	28	49
BAD CHECKS	11	4	15	5	1	6	21
EMBEZZLEMENT	4	2	6	2	1	3	9
ARSON	23	1	24	6	2	8	32
PROPERTY DAMAGE OR DESTRUCTION	5	-	5	1	-	1	6
THREATEN PROPERTY DESTRUCTION	1	-	1	1	-	1	2
TRESPASSING	-	-	-	3	-	3	3
FORGERY OF CHECKS, UTTERING	60	19	79	67	23	90	169
FORGERY OF DOCUMENTS	-	-	-	-	2	2	2
TOTAL OFFENSES AGAINST PROPERTY	805	54	859	779	72	851	1,710

TABLE V
FELONS COMMITTED TO THE VIRGINIA STATE CORRECTIONAL SYSTEM
BY OFFENSE ACCORDING TO RACE AND SEX
YEAR ENDED JUNE 30, 1981

OFFENSE	WHITE			NON-WHITE			GRAND TOTAL
	MALE	FEMALE	TOTAL	MALE	FEMALE	TOTAL	
OFFENSES AGAINST DECENCY, MORALITY, PEACE, AND GOOD ORDER							
SODOMY	16	-	16	8	-	8	24
PANDERING AND SOLICITING	-	-	-	1	-	1	1
PLACE FEMALE FOR PROSTITUTION	1	-	1	1	-	1	2
INCEST	1	-	1	-	-	-	1
MOLESTING; INDECENT LIBERTIES	8	-	8	1	-	1	9
INDECENT EXPOSURE	3	-	3	2	-	2	5
BIGAMY	1	-	1	-	-	-	1
CONTRIBUTE TO DELINQ. OF CHILD	1	-	1	3	-	3	4
DISCHARGE FIRE ARMS, EXPLOSIVE	-	1	1	-	-	-	1
MISUSE OF TELEPHONE	1	-	1	-	-	-	1
VIOLATING WEAPONS LAWS	-	-	-	1	-	1	1
BRANDISHING A FIREARM	1	-	1	1	-	1	2
POSSESSION OF FIRE ARMS	2	-	2	7	-	7	9
TOTAL OFFENSES AGAINST DECENCY MORALITY, PEACE, AND GOOD ORDER	35	1	36	25	-	25	61
OFFENSES AGAINST PUBLIC JUSTICE AND ADMINISTRATION							
CONSPIRACY TO COMMIT A CRIME	1	-	1	1	-	1	2
PERJURY	4	1	5	1	1	2	7
CONTEMPT OF COURT	1	-	1	-	-	-	1
ACCESSORY AFTER FACT	2	1	3	2	1	3	6
FAILURE TO ANSWER SUMMONS	1	-	1	-	-	-	1
OBSTRUCTING JUSTICE	-	1	1	-	-	-	1
ESCAPE - ATTEMPTED ESCAPE	2	-	2	-	-	-	2
TOTAL OFFENSES AGAINST PUBLIC JUSTICE AND ADMINISTRATION	11	3	14	4	2	6	20

TABLE V
FELONS COMMITTED TO THE VIRGINIA STATE CORRECTIONAL SYSTEM
BY OFFENSE ACCORDING TO RACE AND SEX
YEAR ENDED JUNE 30, 1981

OFFENSE	WHITE			NON-WHITE			GRAND TOTAL
	MALE	FEMALE	TOTAL	MALE	FEMALE	TOTAL	
VIOLATIONS OF TRAFFIC AND VEHICLE LAWS							
DRIVING - INFLUENCE OF ALCOHOL	1	-	1	2	-	2	3
HIT AND RUN	3	1	4	-	-	-	4
RECKLESS DRIVING AND SPEEDING	1	-	1	-	-	-	1
HABITUAL OFFENDER	166	5	171	54	-	54	225
TOTAL VIOLATIONS OF TRAFFIC AND VEHICLE LAWS	171	6	177	56	-	56	233
OFFENSES AGAINST PUBLIC POLICY, ECONOMY, AND HEALTH							
GAMBLING	-	-	-	1	-	1	1
OPERATING GAMBLING HOUSE	2	-	2	-	-	-	2
ILLEGAL LIQUOR MANUFACTURE	2	-	2	2	-	2	4
VIOLATION OF NARCOTICS LAWS	204	28	232	76	7	83	315
TOTAL OFFENSES AGAINST PUBLIC POLICY, ECONOMY, AND HEALTH	208	28	236	79	7	86	322
GRAND TOTAL	1,615	124	1,739	1,551	111	1,662	3,401

TABLE VI
FELONS COMMITTED TO THE VIRGINIA STATE CORRECTIONAL SYSTEM
BY MILITARY SERVICE ACCORDING TO RACE AND SEX
YEAR ENDED JUNE 30, 1981

MILITARY SERVICE	WHITE			NON-WHITE			GRAND TOTAL
	MALE	FEMALE	TOTAL	MALE	FEMALE	TOTAL	
NO MILITARY SERVICE	1,047	111	1,158	1,147	100	1,247	2,405
HONORABLE DISCHARGE	153	-	153	127	-	127	280
MEDICAL DISCHARGE	25	-	25	24	-	24	49
GENERAL DISCHARGE	86	3	89	70	-	70	159
UNDESIRABLE DISCHARGE	39	-	39	21	-	21	60
BAD CONDUCT DISCHARGE	13	-	13	9	-	9	22
DISHONORABLE DISCHARGE	18	-	18	5	-	5	23
MEMBER OF ARMED FORCES AT TIME OF OFFENSE	25	-	25	12	-	12	37
INFORMATION NOT AVAILABLE	209	10	219	136	11	147	366
GRAND TOTAL	1,615	124	1,739	1,551	111	1,662	3,401

TABLE VII
FELONS COMMITTED TO THE VIRGINIA STATE CORRECTIONAL SYSTEM
BY PAROLE OR PARDON STATUS ACCORDING TO RACE AND SEX
YEAR ENDED JUNE 30, 1981

PAROLE OR PARDON STATUS AT COMMITMENT	WHITE			NON-WHITE			GRAND TOTAL
	MALE	FEMALE	TOTAL	MALE	FEMALE	TOTAL	
ON PAROLE	2	-	2	2	-	2	4
ON CONDITIONAL PARDON	-	-	-	-	-	-	-
DISCHARGED FROM PAROLE	67	4	71	113	7	120	191
DISCHARGED FROM COND. PARDON	-	-	-	-	-	-	-
NONE OF THE ABOVE	1,546	120	1,666	1,436	104	1,540	3,206
GRAND TOTAL	1,615	124	1,739	1,551	111	1,662	3,401

TABLE VIII
FELONS COMMITTED TO THE VIRGINIA STATE CORRECTIONAL SYSTEM
BY RELIGIOUS PREFERENCE ACCORDING TO RACE AND SEX
YEAR ENDED JUNE 30, 1981

RELIGIOUS PREFERENCE	WHITE			NON-WHITE			GRAND TOTAL
	MALE	FEMALE	TOTAL	MALE	FEMALE	TOTAL	
PROTESTANT	678	65	743	780	67	847	1,590
CATHOLIC	156	12	168	43	4	47	215
HEBREW	2	-	2	1	-	1	3
MOSLEM	-	-	-	7	-	7	7
MUSLIM	-	-	-	50	2	52	52
OTHER	70	12	82	83	9	92	174
NO PREFERENCE	472	21	493	436	15	451	944
INFORMATION NOT AVAILABLE	237	14	251	151	14	165	416
GRAND TOTAL	1,615	124	1,739	1,551	111	1,662	3,401

TABLE IX
FELONS COMMITTED TO THE VIRGINIA STATE CORRECTIONAL SYSTEM
BY TESTED EDUCATIONAL LEVEL AT COMMITMENT ACCORDING TO RACE AND SEX
YEAR ENDED JUNE 30, 1981

EDUCATION	WHITE			NON-WHITE			GRAND TOTAL
	MALE	FEMALE	TOTAL	MALE	FEMALE	TOTAL	
ILLITERATE - BEGINNER (0.0 - 4.9)	136	3	139	360	6	366	505
INTERMEDIATE (5.0 - 8.9)	611	61	672	639	70	709	1,381
ADVANCED (9.0 - 11.9)	310	32	342	119	11	130	472
HIGH SCHOOL AND ABOVE (12.0 AND ABOVE)	108	1	109	11	-	11	120
NOT TESTED	450	27	477	422	24	446	923
GRAND TOTAL	1,615	124	1,739	1,551	111	1,662	3,401

TABLE X
FELONS COMMITTED TO THE VIRGINIA STATE CORRECTIONAL SYSTEM
BY INTELLIGENCE ACCORDING TO RACE AND SEX
YEAR ENDED JUNE 30, 1981

INTELLIGENCE	WHITE			NON-WHITE			GRAND TOTAL
	MALE	FEMALE	TOTAL	MALE	FEMALE	TOTAL	
SEVERELY RETARDED	13	-	13	41	1	42	55
MODERATELY RETARDED	68	2	70	223	6	229	299
BORDERLINE	157	12	169	390	16	406	575
DULL NORMAL	269	23	292	357	29	386	678
NORMAL	576	53	629	270	24	294	923
RIGHT NORMAL	149	5	154	31	-	31	185
SUPERIOR	36	1	37	8	-	8	45
NOT TESTED	347	28	375	231	35	266	641
GRAND TOTAL	1,615	124	1,739	1,551	111	1,662	3,401

TABLE XI
FELONS COMMITTED TO THE VIRGINIA STATE CORRECTIONAL SYSTEM
BY STATUS OF PARENTS ACCORDING TO RACE AND SEX
YEAR ENDED JUNE 30, 1981

STATUS OF PARENTS	WHITE			NON-WHITE			GRAND TOTAL
	MALE	FEMALE	TOTAL	MALE	FEMALE	TOTAL	
LIVING TOGETHER	511	37	548	322	30	352	900
SEPARATED	63	4	67	170	12	182	249
DIVORCED	377	24	401	188	12	200	601
NOT MARRIED	39	5	44	279	19	298	342
ONE PARENT DECEASED	349	34	383	324	24	348	731
BOTH PARENTS DECEASED	72	9	81	126	3	129	210
INFORMATION NOT AVAILABLE	204	11	215	142	11	153	368
GRAND TOTAL	1,615	124	1,739	1,551	111	1,662	3,401

TABLE XII
FELONS COMMITTED TO THE VIRGINIA STATE CORRECTIONAL SYSTEM
BY MARITAL STATUS ACCORDING TO RACE AND SEX
YEAR ENDED JUNE 30, 1981

MARITAL STATUS	WHITE			NON-WHITE			GRAND TOTAL
	MALE	FEMALE	TOTAL	MALE	FEMALE	TOTAL	
SINGLE	820	37	857	1,020	44	1,064	1,921
MARRIED	323	17	340	192	17	209	549
SEPARATED	145	21	166	148	25	173	339
DIVORCED	178	30	208	71	12	83	291
WIDOWED	9	9	18	16	4	20	38
INFORMATION NOT AVAILABLE	140	10	150	104	9	113	263
GRAND TOTAL	1,615	124	1,739	1,551	111	1,662	3,401

TABLE XIII
FELONS COMMITTED TO THE VIRGINIA STATE CORRECTIONAL SYSTEM
BY JUVENILE RECORD ACCORDING TO RACE AND SEX
YEAR ENDED JUNE 30, 1981

JUVENILE RECORD	WHITE			NON-WHITE			GRAND TOTAL
	MALE	FEMALE	TOTAL	MALE	FEMALE	TOTAL	
NO PREVIOUS JUVENILE RECORDED	692	89	781	624	75	699	1,480
YES, OTHER THAN STATE WARD	302	8	310	289	8	297	607
STATE WARD, TRAINING SCHOOL	341	11	352	406	11	417	769
STATE WARD, OTHER	39	3	42	48	1	49	91
INFORMATION NOT AVAILABLE	241	13	254	184	16	200	454
GRAND TOTAL	1,615	124	1,739	1,551	111	1,662	3,401

TABLE XIV
FELONS COMMITTED TO THE VIRGINIA STATE CORRECTIONAL SYSTEM
BY DRUG AND ALCOHOL HABITS ACCORDING TO RACE AND SEX
YEAR ENDED JUNE 30, 1981

DRUG AND ALCOHOL HABITS	WHITE			NON-WHITE			GRAND TOTAL
	MALE	FEMALE	TOTAL	MALE	FEMALE	TOTAL	
HEAVY ALCOHOL USER	270	11	281	201	6	207	488
OCCASIONAL ALCOHOL USER	73	19	92	106	16	122	214
NO RECORD OF ALCOHOL OR DRUGS	40	19	59	67	17	84	143
DRUG USER	55	13	68	121	25	146	214
DRUG & HEAVY ALCOHOL USER	684	14	698	379	7	386	1,084
DRUG & OCCASIONAL ALCOHOL USER	224	24	248	296	15	311	559
OCCASIONAL MARIJUANA/ALCOHOL	117	14	131	250	13	263	394
INFORMATION NOT AVAILABLE	152	10	162	131	12	143	305
GRAND TOTAL	1,615	124	1,739	1,551	111	1,662	3,401

SECTION C

FELONS CONFINED

TABLE I
FELONS CONFINED IN THE VIRGINIA STATE CORRECTIONAL SYSTEM
BY AGE GROUP ACCORDING TO RACE AND SEX
YEAR ENDED JUNE 30, 1981

AGE	WHITE			NON-WHITE			GRAND TOTAL
	MALE	FEMALE	TOTAL	MALE	FEMALE	TOTAL	
15	1	-	1	2	-	2	3
16	5	-	5	10	-	10	15
17	15	3	18	27	-	27	45
18	58	3	61	80	-	80	141
19	131	4	135	160	1	161	296
20	176	11	187	190	6	196	383
21	206	8	214	251	7	258	472
22	216	5	221	284	11	295	516
23	234	9	243	231	6	287	530
24	209	6	215	274	12	286	501
25	192	7	199	298	15	313	512
26	208	8	216	311	12	323	539
27	184	9	193	266	6	272	465
28	147	3	150	262	3	270	420
29	141	5	146	252	11	263	409
30	122	5	127	200	11	211	338
31	107	4	111	218	7	225	336
32	92	3	95	188	5	193	288
33	81	8	89	158	7	165	254
34	75	9	84	149	3	152	236
35	55	5	60	111	1	112	172
36	68	1	69	94	4	98	167
37	64	2	66	79	4	83	149
38	63	3	66	69	3	72	138
39	48	2	50	71	1	72	122
40	32	3	35	67	4	71	106
41	43	1	44	57	4	61	105
42	41	-	41	51	-	51	92
43	31	1	32	32	3	35	67
44	29	1	29	37	4	41	70
45	46	-	46	37	2	39	85
46	23	-	23	30	1	31	54
47	32	-	32	29	-	29	61
48	28	-	28	22	1	23	51
49	25	2	27	29	-	29	56
50	22	-	22	22	-	22	44
51	19	1	20	16	-	16	36
52	17	1	18	16	3	19	37
53	12	-	12	18	-	18	30
54	9	1	10	14	-	14	24
55	11	-	11	10	-	10	21
56	12	-	12	7	-	7	19
57	8	-	8	13	2	15	23
58	11	-	11	12	-	12	23
59	6	-	6	14	-	14	20
60	6	-	6	10	-	10	16
61	5	1	6	10	-	10	16
62	5	-	5	7	-	7	12
63	4	-	4	3	-	3	7
64	3	-	3	6	-	6	9
65	5	-	5	2	-	2	7
66	-	-	-	4	-	4	4
67	2	-	2	5	-	5	7
68	1	-	1	2	-	2	3
69	2	-	2	2	-	2	4
70	4	-	4	4	1	5	9
71	-	-	-	2	-	2	2
72	1	-	1	1	-	1	2
75	3	-	3	-	-	-	3
76	-	1	1	3	-	3	4
78	1	-	1	-	-	-	1
TOTAL	3,396	136	3,532	4,879	166	5,045	8,577

TABLE II
FELONS CONFINED IN THE VIRGINIA STATE CORRECTIONAL SYSTEM
BY LOCATION OF COMMITTING COURT ACCORDING TO RACE AND SEX
YEAR ENDED JUNE 30, 1981

COMMITTING COURT	WHITE			NON-WHITE			GRAND TOTAL
	MALE	FEMALE	TOTAL	MALE	FEMALE	TOTAL	
COUNTIES							
ACCOMACK	21	-	21	29	2	31	52
ALBEMARLE	29	-	29	25	-	25	54
ALLEGHANY	5	-	5	4	-	4	9
AMELIA	5	-	5	3	-	3	8
AMHERST	25	-	25	19	-	19	44
APPOMATTOX	3	-	3	7	-	7	10
ARLINGTON	83	2	85	149	6	155	240
AUGUSTA	30	1	31	12	-	12	43
BATH	2	-	2	-	-	-	2
BEDFORD COUNTY	12	-	12	7	1	8	20
BLAND	1	-	1	1	-	1	2
BOTETOURT	12	-	12	2	-	2	14
BRUNSWICK	2	-	2	10	-	10	12
BUCHANAN	43	2	45	-	-	-	45
BUCKINGHAM	4	-	4	2	-	2	6
CAMPBELL	20	1	21	18	-	18	39
CAROLINE	6	-	6	17	-	17	23
CARROLL	43	2	45	6	-	6	51
CHARLES CITY	1	-	1	5	-	5	6
CHARLOTTE	4	3	7	11	-	11	18
CHESTERFIELD	71	3	74	47	3	50	124
CLARKE	10	1	11	4	-	4	15
CRAIG	-	-	-	-	-	-	-

TABLE II
FELONS CONFINED IN THE VIRGINIA STATE CORRECTIONAL SYSTEM
BY LOCATION OF COMMITTING COURT ACCORDING TO RACE AND SEX
YEAR ENDED JUNE 30, 1981

COMMITTING COURT	WHITE			NON-WHITE			GRAND TOTAL
	MALE	FEMALE	TOTAL	MALE	FEMALE	TOTAL	
COUNTIES							
CULPEPER	17	-	17	26	-	26	43
CUMBERLAND	6	-	6	4	-	4	10
DICKENSON	4	1	5	-	-	-	5
DINWIDDIE	6	1	7	15	-	15	22
ESSEX	3	1	4	12	-	12	16
FAIRFAX COUNTY	280	9	289	182	3	185	474
FAUQUIER	5	-	5	10	-	10	15
FLOYD	1	1	2	-	-	-	2
FLUVANNA	11	-	11	3	-	3	14
FRANKLIN COUNTY	31	2	33	12	-	12	45
FREDERICK	16	-	16	-	-	-	16
GILES	11	-	11	-	-	-	11
GLoucester	10	1	11	5	-	5	16
GOOCHLAND	13	-	13	8	-	8	21
GRAYSON	15	-	15	6	-	6	21
GREENE	8	1	9	4	-	4	13
GREENSVILLE	6	-	6	31	1	32	38
HALIFAX	19	1	20	20	-	20	40
HANOVER	23	2	25	26	-	26	51
HENRICO	103	3	106	110	6	116	222
HENRY	67	5	72	56	-	56	128
HIGHLAND	3	-	3	-	-	-	3
ISLE OF WIGHT	3	-	3	36	-	36	39

TABLE II
FELONS CONFINED IN THE VIRGINIA STATE CORRECTIONAL SYSTEM
BY LOCATION OF COMMITTING COURT ACCORDING TO RACE AND SEX
YEAR ENDED JUNE 30, 1981

COMMITTING COURT	WHITE			NON-WHITE			GRAND TOTAL
	MALE	FEMALE	TOTAL	MALE	FEMALE	TOTAL	
COUNTIES							
JAMES CITY	1	-	1	1	1	2	3
KING AND QUEEN	-	-	-	2	-	2	2
KING GEORGE	6	-	6	10	-	10	16
KING WILLIAM	2	-	2	2	1	3	5
LANCASTER	2	-	2	2	-	2	4
LEE	17	-	17	-	-	-	17
LOUDOUN	30	1	31	13	-	13	44
LOUISA	4	1	5	13	1	14	19
LUNENBURG	-	-	-	16	-	16	16
MADISON	7	-	7	3	-	3	10
MATHEWS	7	-	7	-	-	-	7
MECKLENBURG	11	-	11	33	-	33	44
MIDDLESEX	1	-	1	1	-	1	2
MONTGOMERY	37	1	38	8	-	8	46
NANSEMOND	4	-	4	7	-	7	11
NELSON	7	-	7	12	-	12	19
NEW KENT	4	-	4	2	-	2	6
NORTHAMPTON	7	-	7	28	-	28	35
NORTHUMBERLAND	2	-	2	10	-	10	12
NOTTOWAY	2	-	2	6	2	8	10
ORANGE	15	-	15	9	-	9	24
PAGE	11	-	11	1	-	1	12
PATRICK	30	2	32	2	-	2	34

TABLE II
FELONS CONFINED IN THE VIRGINIA STATE CORRECTIONAL SYSTEM
BY LOCATION OF COMMITTING COURT ACCORDING TO RACE AND SEX
YEAR ENDED JUNE 30, 1981

COMMITTING COURT	WHITE			NON-WHITE			GRAND TOTAL
	MALE	FEMALE	TOTAL	MALE	FEMALE	TOTAL	
COUNTIES							
PITTSYLVANIA	35	1	36	46	-	46	82
POWHATAN	6	-	6	10	-	10	16
PRINCE EDWARD	4	-	4	9	1	10	14
PRINCE GEORGE	14	-	14	14	-	14	28
PRINCE WILLIAM	91	1	92	51	1	52	144
PULASKI	41	2	43	8	-	8	51
RAPPAHANNOCK	3	-	3	2	-	2	5
RICHMOND COUNTY	1	-	1	6	-	6	7
ROANOKE COUNTY	81	3	84	23	-	23	107
ROCKBRIDGE	16	2	18	2	-	2	20
ROCKINGHAM	39	1	40	8	-	8	48
RUSSELL	9	-	9	-	-	-	9
SCOTT	8	1	9	-	-	-	9
SHENANDOAH	7	2	9	-	-	-	9
SMYTH	32	1	33	3	1	3	36
SOUTHAMPTON	8	-	8	58	2	60	68
SPOTSYLVANIA	18	1	19	10	-	10	29
STAFFORD	34	1	35	8	-	8	43
SURRY	2	-	2	2	-	2	4
SUSSEX	9	1	10	20	-	20	30
TAZEWELL	29	2	31	3	-	3	34
WARREN	17	1	18	11	-	11	29
WASHINGTON	33	1	34	3	-	3	37

TABLE II
FELONS CONFINED IN THE VIRGINIA STATE CORRECTIONAL SYSTEM
BY LOCATION OF COMMITTING COURT ACCORDING TO RACE AND SEX
YEAR ENDED JUNE 30, 1981

COMMITTING COURT	WHITE			NON-WHITE			GRAND TOTAL
	MALE	FEMALE	TOTAL	MALE	FEMALE	TOTAL	
COUNTIES							
WESTMORELAND	4	-	4	15	-	15	19
WISE	18	-	18	-	-	-	18
WYTHE	24	1	25	7	-	7	32
YORK	20	-	20	19	-	19	39
TOTAL COUNTIES	1,903	70	1,973	1,462	32	1,494	3,467
CITIES							
ALEXANDRIA	39	1	40	176	8	184	224
BEDFORD CITY	5	-	5	2	-	2	7
BRISTOL	20	-	20	6	-	6	26
BUENA VISTA	5	1	6	1	-	1	7
CHARLOTTESVILLE	27	2	29	59	1	60	89
CHESAPEAKE	84	4	88	131	3	134	222
CLIFTON FORGE	1	1	2	-	-	-	2
COLONIAL HEIGHTS	9	-	9	3	-	3	12
COVINGTON	-	-	-	-	-	-	-
DANVILLE	78	5	83	120	6	126	209
EMPORIA	-	-	-	-	-	-	-
FAIRFAX CITY	12	-	12	5	-	5	17
FALLS CHURCH	-	-	-	-	-	-	-
FRANKLIN CITY	6	1	7	1	-	1	8
FREDERICKSBURG	11	-	11	13	-	13	24
GALAX	1	1	2	-	-	-	2

TABLE II
FELONS CONFINED IN THE VIRGINIA STATE CORRECTIONAL SYSTEM
BY LOCATION OF COMMITTING COURT ACCORDING TO RACE AND SEX
YEAR ENDED JUNE 30, 1981

COMMITTING COURT	WHITE			NON-WHITE			GRAND TOTAL
	MALE	FEMALE	TOTAL	MALE	FEMALE	TOTAL	
CITIES							
HAMPTON	59	1	60	136	7	143	203
HARRISONBURG	-	-	-	-	-	-	-
HOPEWELL	4	-	4	11	-	11	15
LEXINGTON	-	-	-	-	-	-	-
LYNCHBURG	83	4	87	103	3	106	193
MARTINSVILLE	27	1	28	55	3	58	86
NEWPORT NEWS	64	3	67	182	7	189	256
NORFOLK	198	8	206	575	28	603	809
NORTON	-	-	-	3	-	3	3
PETERSBURG	20	-	20	159	4	163	183
PORTSMOUTH	52	2	54	301	14	315	369
RADFORD	8	-	8	3	-	3	11
RICHMOND CITY	232	16	248	953	38	991	1,239
ROANOKE CITY	161	6	167	129	2	131	298
SALEM	24	3	27	18	-	18	45
SOUTH BOSTON	-	-	-	-	-	-	-
STAUNTON	31	1	32	13	2	15	47
SUFFOLK	27	-	27	117	1	118	145
VIRGINIA BEACH	132	2	134	91	4	95	229
WAYNESBORO	16	-	16	8	-	8	24
WILLIAMSBURG	27	3	30	35	2	37	67
WINCHESTER	17	-	17	3	1	4	21
TOTAL CITIES	1,480	66	1,546	3,412	134	3,546	5,092
OUT OF STATE	13	-	13	5	-	5	18
GRAND TOTAL	3,396	136	3,532	4,879	166	5,045	8,577

TABLE III
FELONS CONFINED IN THE VIRGINIA STATE CORRECTIONAL SYSTEM
BY OFFENSE ACCORDING TO TERM OF SENTENCE*
YEAR ENDED JUNE 30, 1981

OFFENSE	UNDER 1 YR.	1 YEAR	2 YRS	3 YRS	4 YRS	5 YRS	6 YRS	7 YRS	8 YRS	9 YRS	10 YRS
OFFENSES AGAINST PERSONS											
MURDER, 1ST DEGREE	-	-	-	-	1	3	-	-	-	1	2
MURDER, 2ND DEGREE	-	-	-	-	1	10	7	7	10	8	24
MURDER, DEGREE NOT SPECIFIED	-	-	-	-	-	-	1	1	-	-	4
MURDER, ATTEMPTED	-	1	-	-	3	2	4	3	4	2	2
MANSLAUGHTER, VOLUNTARY	-	-	-	2	1	3	4	7	5	2	14
MANSLAUGHTER, INVOLUNTARY	-	-	3	3	-	17	-	-	1	1	3
MANSLAUGHTER, UNSPECIFIED	-	-	-	-	-	1	-	-	-	-	2
MANSLAUGHTER, ATTEMPTED	-	-	-	-	1	-	-	-	1	1	-
RAPE	-	-	1	3	4	22	7	14	18	4	28
RAPE, STATUTORY	-	-	-	2	-	3	1	-	3	-	2
RAPE, ATTEMPTED	-	-	1	1	-	4	5	1	9	4	9
ABDUCTION FOR PURPOSE OF RAPE	-	-	-	1	3	1	-	-	-	-	1
CARNAL KNOWLEDGE OF CHILD	-	-	1	1	-	2	-	-	2	-	3
ROBBERY, ARMED OR HIGHWAY	2	-	6	8	18	50	53	17	41	24	71
ROBBERY, BANK	-	-	-	-	-	-	1	1	1	-	3
ROBBERY, UNSPECIFIED	-	1	4	12	21	69	32	19	46	24	67
ROBBERY, ATTEMPTED	-	-	2	4	5	10	7	2	5	3	4
ASSAULT, FELONIOUS	1	4	8	12	17	37	17	8	16	7	19
ASSAULT WITH INTENT TO MAIM	-	-	1	2	1	8	-	-	2	-	3
MAIMING	-	-	-	6	4	12	6	7	9	2	8
SHOOT INTO OCCUPIED DWELLING	-	-	2	4	4	1	-	-	2	2	2
SHOOTING INTO OCCUPIED VEHICLE	-	-	-	-	-	-	-	-	-	-	2
ASSAULT AND BATTERY, SIMPLE	3	2	2	2	2	-	-	-	-	-	1
UNLAWFUL WOUNDING	-	-	1	11	2	5	1	2	1	-	-
ASSAULTING A POLICE OFFICER	-	-	-	-	-	-	-	-	-	-	-
THREATEN BODILY HARM	-	-	1	-	-	-	-	1	-	-	-
KIDNAPPING	-	-	-	-	1	-	1	-	-	-	1
ABDUCTION	-	-	3	2	1	8	2	-	5	4	7
ATTEMPTED KIDNAPPING	-	-	-	-	1	-	-	-	-	-	1
EXTORTION	-	-	-	-	-	1	-	-	-	-	-
TOTAL OFFENSES AGAINST PERSONS	6	8	36	76	91	274	149	90	181	89	283

TABLE III
FELONS CONFINED IN THE VIRGINIA STATE CORRECTIONAL SYSTEM
BY OFFENSE ACCORDING TO TERM OF SENTENCE*
YEAR ENDED JUNE 30, 1981

11 YRS	12 YRS	13 YRS	14 YRS	15 YRS	16 YRS	17 YRS	18 YRS	19 YRS	20-24 YEARS	25-29 YEARS	30-39 YEARS	40-49 YEARS	OVER 49 YRS	LIFE	DEATH	TOTAL
2	2	-	-	6	3	-	3	1	47	36	67	75	31	289	14	633
11	4	3	3	33	22	7	10	1	92	20	19	15	4	3	-	319
-	1	4	-	5	4	-	1	-	31	13	24	26	35	82	2	239
3	1	3	1	3	3	1	-	2	9	4	6	4	2	4	-	67
1	1	-	-	2	-	-	-	-	-	-	-	-	-	-	-	47
-	-	-	1	1	-	-	-	-	-	-	-	-	-	-	-	30
-	-	-	-	-	-	-	-	-	-	-	-	-	-	-	-	3
-	-	-	-	-	-	1	-	-	-	-	-	-	-	-	-	4
7	14	3	7	23	6	4	8	3	44	36	62	48	87	115	-	568
1	1	-	-	-	1	-	-	-	2	-	1	1	1	2	-	21
-	4	-	-	3	-	2	1	2	4	2	15	8	7	7	-	69
-	1	2	-	-	-	-	-	-	-	2	2	4	3	-	-	20
1	-	-	-	1	-	-	-	-	-	-	-	-	-	-	-	11
52	39	20	29	40	38	21	13	17	103	61	78	53	54	32	-	940
-	-	1	-	-	-	1	-	-	1	-	4	2	1	1	-	17
35	35	20	16	53	30	18	18	10	112	69	69	40	42	19	-	881
4	1	2	1	3	1	1	1	-	4	2	5	1	-	-	-	68
7	11	6	3	9	13	5	4	2	26	19	17	4	6	1	-	279
-	2	-	-	2	1	-	-	-	-	-	-	1	-	-	-	23
1	4	4	2	7	2	-	1	2	24	2	6	4	4	1	-	118
-	1	-	1	-	1	-	1	1	-	-	2	-	-	-	-	24
-	-	-	1	-	-	-	-	-	-	-	-	-	-	-	-	3
1	-	-	-	-	-	-	-	-	-	-	-	-	-	-	-	13
1	-	-	-	-	-	-	-	-	-	-	-	-	-	-	-	24
-	-	-	-	-	-	-	-	-	-	-	-	1	-	-	-	1
1	-	1	-	-	-	-	-	-	-	-	-	-	-	-	-	4
-	-	-	-	1	-	-	-	-	-	-	-	1	2	-	-	7
1	3	2	2	6	2	2	3	-	17	6	7	5	4	4	-	96
-	-	-	-	-	-	-	-	-	-	-	-	-	-	-	-	2
-	-	-	-	1	-	-	-	-	-	1	-	-	-	-	-	3
129	125	76	67	199	127	63	64	41	516	278	384	293	333	560	14	4,554

TABLE III
FELONS CONFINED IN THE VIRGINIA STATE CORRECTIONAL SYSTEM
BY OFFENSE ACCORDING TO TERM OF SENTENCE*
YEAR ENDED JUNE 30, 1981

OFFENSE	UNDER 1 YR.	1 YEAR	2 YRS	3 YRS	4 YRS	5 YRS	6 YRS	7 YRS	8 YRS	9 YRS	10 YRS
OFFENSES AGAINST PROPERTY											
BURGLARY	2	7	51	97	142	177	104	68	83	61	89
BURGLARY, ATTEMPTED	1	1	1	4	-	3	-	-	3	-	-
POSSESSION OF BURGLARY TOOLS	-	1	3	-	-	3	-	2	-	-	-
BREAK AND ENTER	1	8	15	17	37	46	31	21	20	17	35
BREAK AND ENTER, ATTEMPTED	-	-	-	1	1	-	1	1	1	-	-
LARCENY, GRAND (EXCEPT AUTO)	4	15	32	56	81	84	53	45	42	23	45
LARCENY, CERTAIN FARM ANIMALS	-	-	-	-	-	1	-	-	-	-	-
ATTEMPTED LARCENY	-	-	3	3	2	2	1	1	-	-	1
LARCENY, PETTY	11	5	17	9	9	4	4	1	2	2	1
SHOPLIFTING	2	2	5	2	2	2	-	1	-	-	-
LARCENY, UNSPECIFIED	-	-	-	1	1	-	-	-	-	-	-
POSSESSION OF STOLEN GOODS	-	1	4	11	8	5	5	3	5	-	2
LARCENY, THEFT OF AUTO	-	1	6	12	17	19	8	8	10	3	8
USE OF AUTO WITHOUT AUTHORITY	2	5	8	9	10	7	3	3	1	1	3
FRAUD & CREDIT CARD THEFT	1	2	7	6	9	8	1	6	3	2	-
BAD CHECKS	2	3	2	-	7	2	2	1	2	-	-
EMBEZZLEMENT	-	-	1	1	-	1	-	1	1	-	-
ARSON	-	1	5	5	5	8	7	1	4	1	6
PROPERTY DAMAGE OR DESTRUCTION	-	-	3	-	-	2	-	-	-	1	-
THREATEN PROPERTY DESTRUCTION	-	1	-	-	-	-	-	1	-	-	-
TRESPASSING	-	1	-	-	-	-	-	-	-	-	-
FORGERY OF CHECKS, UTTERING	1	7	15	32	45	35	28	17	18	9	22
FORGERY OF DOCUMENTS	-	-	-	-	-	1	-	-	-	-	-
COUNTERFEITING, UTTERING	-	-	-	-	-	-	-	-	-	-	-
TOTAL OFFENSES AGAINST PROPERTY	27	61	178	266	376	410	248	181	195	120	212

TABLE III
FELONS CONFINED IN THE VIRGINIA STATE CORRECTIONAL SYSTEM
BY OFFENSE ACCORDING TO TERM OF SENTENCE*
YEAR ENDED JUNE 30, 1981

11 YRS	12 YRS	13 YRS	14 YRS	15 YRS	16 YRS	17 YRS	18 YRS	19 YRS	20-24 YEARS	25-29 YEARS	30-39 YEARS	40-49 YEARS	OVER 49 YRS	LIFE	DEATH	TOTAL
54	39	33	26	43	24	18	11	5	71	38	46	6	12	5	-	1,312
-	-	1	-	-	-	-	-	-	-	-	-	-	-	-	-	14
-	-	-	-	-	-	-	-	-	-	-	-	1	-	-	-	10
15	9	12	6	10	9	7	2	3	21	10	10	5	4	-	-	371
-	-	-	-	-	-	-	-	-	-	-	-	-	-	-	-	5
16	16	10	14	15	12	5	6	10	22	14	15	4	6	1	-	646
-	-	-	-	-	-	-	-	-	-	-	-	-	-	-	-	1
-	-	-	-	-	-	-	-	-	1	-	-	1	-	-	-	15
-	1	-	-	-	-	-	1	-	-	1	-	-	-	-	-	68
-	-	-	-	-	-	-	-	-	-	-	-	-	-	-	-	16
-	-	-	-	-	-	-	-	-	-	-	-	-	-	-	-	2
1	2	1	2	-	-	1	1	-	4	3	1	-	1	-	-	61
1	6	3	2	3	-	1	2	-	1	-	2	1	-	1	-	115
-	-	2	-	-	-	-	2	-	1	1	-	-	-	-	-	58
2	2	-	-	2	1	-	-	1	1	-	-	-	-	-	-	54
1	1	-	-	1	-	-	-	1	-	1	-	-	-	-	-	26
-	-	-	-	-	-	-	-	-	-	-	-	-	-	-	-	5
1	1	4	1	-	2	1	1	-	10	1	2	1	-	-	-	68
-	-	-	-	-	-	-	-	-	-	-	1	-	-	-	-	7
-	-	-	-	-	-	-	-	-	-	-	-	-	-	-	-	2
-	-	-	-	-	-	-	-	-	-	-	-	-	-	-	-	1
13	10	4	5	3	11	5	1	2	10	3	4	-	-	-	-	300
-	-	-	-	-	-	-	-	-	-	-	-	-	-	-	-	1
-	-	-	-	-	-	-	-	-	-	-	-	-	1	-	-	1
104	87	70	56	77	59	38	27	22	142	72	81	19	24	7	-	3,159

TABLE III
FELONS CONFINED IN THE VIRGINIA STATE CORRECTIONAL SYSTEM
BY OFFENSE ACCORDING TO TERM OF SENTENCE*
YEAR ENDED JUNE 30, 1981

OFFENSE	UNDER 1 YR.	1 YEAR	2 YRS	3 YRS	4 YRS	5 YRS	6 YRS	7 YRS	8 YRS	9 YRS	10 YRS
OFFENSES AGAINST DECENCY, MORALITY, PEACE, AND GOOD ORDER											
SODOMY	-	1	2	2	6	10	5	2	2	-	10
PROSTITUTION	1	-	-	-	-	-	-	-	-	-	-
PANDERING AND SOLICITING	-	-	-	-	-	1	-	-	-	-	-
PLACE FEMALE FOR PROSTITUTION	-	-	-	-	-	1	1	-	-	-	-
INCEST	-	-	-	-	-	1	-	-	-	-	-
MOLESTING; INDECENT LIBERTIES	-	-	1	1	2	10	1	-	2	-	-
INDECENT EXPOSURE	-	-	-	2	-	1	-	-	1	-	2
TRANSPORT FEMALE - IMMORAL	-	-	-	-	-	-	-	-	1	-	-
SIGAMY	-	-	-	-	-	1	-	-	-	-	-
NON-SUPPORT	-	1	-	-	-	-	-	-	-	-	-
FALSE PUBLIC ALARM (NOT FIRE)	-	-	-	-	-	-	-	-	1	-	-
DISCHARGE FIRE ARMS, EXPLOSIVE	-	-	1	-	-	-	-	-	-	-	1
MISUSE OF TELEPHONE	1	-	-	-	2	-	-	-	-	-	-
CARRYING CONCEALED WEAPONS	-	-	1	-	-	-	-	-	-	-	-
VIOLATING WEAPONS LAWS	-	-	-	-	-	-	-	-	-	-	1
BRANDISHING A FIREARM	1	-	-	-	-	1	-	-	-	-	-
POSSESSION OF FIRE ARMS	-	-	-	3	1	1	2	-	-	-	1
TOTAL OFFENSES AGAINST DECENCY MORALITY, PEACE, AND GOOD ORDER	3	2	5	8	11	26	10	2	7	-	15
OFFENSES AGAINST PUBLIC JUSTICE AND ADMINISTRATION											
CONSPIRACY TO COMMIT A CRIME	-	-	1	-	1	2	-	-	1	-	1
BRIBERY & ATTEMPTED BRIBERY	-	-	-	-	-	-	-	1	-	-	-
ACCEPTING A BRIBE	-	-	-	-	-	-	-	-	-	-	1
PERJURY	-	-	1	1	-	2	-	-	-	-	-
RESISTING ARREST	-	-	-	-	1	-	-	-	-	-	-
ACCESSORY AFTER FACT	-	-	1	-	1	-	-	-	-	-	1
OBSTRUCTING JUSTICE	-	-	-	-	-	-	1	-	-	-	-
ESCAPE - ATTEMPTED ESCAPE	1	-	3	-	-	-	-	-	-	-	-
TOTAL OFFENSES AGAINST PUBLIC JUSTICE AND ADMINISTRATION	1	-	6	1	3	4	1	1	1	-	3

TABLE III
FELONS CONFINED IN THE VIRGINIA STATE CORRECTIONAL SYSTEM
BY OFFENSE ACCORDING TO TERM OF SENTENCE*
YEAR ENDED JUNE 30, 1981

	11 YRS	12 YRS	13 YRS	14 YRS	15 YRS	16 YRS	17 YRS	18 YRS	19 YRS	20-24 YEARS	25-29 YEARS	30-39 YEARS	40-49 YEARS	OVER 49 YRS	LIFE	DEATH	TOTAL
	-	2	2	-	5	1	-	-	1	5	1	4	7	1	-	-	69
	-	-	-	-	-	-	-	-	-	-	-	-	-	-	-	-	1
	-	-	-	-	-	-	-	-	-	-	-	-	-	-	-	-	1
	-	-	-	-	1	-	-	-	-	-	-	-	-	-	-	-	3
	-	-	-	-	-	-	-	-	-	1	-	-	-	-	-	-	2
	1	-	-	-	1	-	-	-	-	-	-	-	-	-	-	-	19
	-	-	-	-	-	-	-	-	-	-	-	-	-	-	-	-	6
	-	-	-	-	-	1	-	-	-	-	-	-	-	-	-	-	2
	-	-	-	-	-	-	-	-	-	-	-	-	-	-	-	-	1
	-	-	-	-	-	-	-	-	-	-	-	-	-	-	-	-	1
	1	-	-	-	-	-	-	-	-	-	-	-	-	-	-	-	3
	-	-	-	-	-	-	-	-	-	-	-	-	-	-	-	-	1
	1	-	1	-	1	1	-	-	-	1	-	1	-	1	1	-	9
	-	-	-	-	-	-	1	-	-	-	-	-	-	-	-	-	3
	1	1	-	-	1	-	-	-	-	3	3	2	2	1	-	-	22
	4	3	3	-	9	3	1	-	1	10	4	7	9	3	1	-	147
	-	1	-	-	2	-	-	-	-	3	1	-	-	-	1	-	14
	-	-	-	-	-	-	-	-	-	-	-	-	-	-	-	-	1
	-	-	-	-	-	-	-	-	-	-	-	-	-	-	-	-	1
	-	-	-	-	-	-	-	-	-	-	-	-	-	-	-	-	4
	-	-	-	-	-	-	-	-	-	-	-	-	-	-	-	-	1
	-	-	-	-	-	-	-	-	-	-	-	2	-	-	-	-	5
	-	-	-	-	-	-	-	-	-	-	-	-	-	-	-	-	1
	-	-	-	-	-	-	-	-	-	-	-	-	-	-	-	-	4
	-	1	-	-	2	-	-	-	-	3	1	2	-	-	1	-	31

TABLE III
FELONS CONFINED IN THE VIRGINIA STATE CORRECTIONAL SYSTEM
BY OFFENSE ACCORDING TO TERM OF SENTENCE*
YEAR ENDED JUNE 30, 1981

OFFENSE	UNDER 1 YR.	1 YEAR	2 YRS	3 YRS	4 YRS	5 YRS	6 YRS	7 YRS	8 YRS	9 YRS	10 YRS
VIOLATIONS OF TRAFFIC AND VEHICLE LAWS											
DRIVING - INFLUENCE OF ALCOHOL	3	2	-	-	-	-	-	-	-	-	-
HIT AND RUN	-	1	1	-	-	-	-	1	-	-	-
RECKLESS DRIVING AND SPEEDING	-	-	1	-	-	-	-	-	-	-	-
DRIVING AFTER PERMIT REVOKED	1	-	-	-	-	1	-	-	-	-	-
HABITUAL OFFENDER	1	18	23	12	11	6	2	1	4	-	-
TOTAL VIOLATIONS OF TRAFFIC AND VEHICLE LAWS	5	21	25	12	11	7	2	2	4	-	-
OFFENSES AGAINST PUBLIC POLICY, ECONOMY, AND HEALTH											
OPERATING GAMBLING HOUSE	-	1	-	-	-	-	-	-	-	-	-
ILLEGAL LIQUOR MANUFACTURE	-	-	-	-	-	-	-	-	-	1	-
VIOLATION OF NARCOTICS LAWS	4	14	22	27	46	80	42	37	23	12	65
TOTAL OFFENSES AGAINST PUBLIC POLICY, ECONOMY, AND HEALTH	4	15	22	27	46	80	42	37	23	13	65
GRAND TOTAL	46	107	272	390	538	801	452	313	411	222	578

*Sentences are shown to the nearest year, with six months or more being rounded up.

Each inmate is categorized by his most serious offense.
All of the sentences received by an inmate are accumulated
under just one offense category and may therefore actually
reflect several different offenses.

TABLE III
FELONS CONFINED IN THE VIRGINIA STATE CORRECTIONAL SYSTEM
BY OFFENSE ACCORDING TO TERM OF SENTENCE*
YEAR ENDED JUNE 30, 1981

11 YRS	12 YRS	13 YRS	14 YRS	15 YRS	16 YRS	17 YRS	18 YRS	19 YRS	20-24 YEARS	25-29 YEARS	30-39 YEARS	40-49 YEARS	OVER 49 YRS	LIFE	DEATH	TOTAL
-	-	-	-	-	-	-	-	-	-	-	-	-	-	-	-	5
-	1	-	-	-	-	-	-	-	-	1	-	-	-	-	-	5
-	-	-	-	-	-	-	-	-	-	-	-	-	-	-	-	1
-	-	-	-	-	-	-	-	-	-	-	-	-	-	-	-	2
1	-	-	-	-	1	-	-	-	-	-	-	-	-	-	-	80
1	1	-	-	-	1	-	-	-	-	1	-	-	-	-	-	93
-	-	-	-	-	-	-	-	-	-	-	-	-	-	-	-	1
-	-	-	-	-	-	-	-	-	-	-	-	-	1	-	-	2
6	21	15	10	28	14	7	9	7	35	18	21	13	13	1	-	590
6	21	15	10	28	14	7	9	7	35	18	21	13	14	1	-	593
244	238	164	133	315	204	109	100	71	706	374	495	334	374	570	16	8,577

TABLE IV
FELONS CONFINED IN THE VIRGINIA STATE CORRECTIONAL SYSTEM
BY SENTENCE ACCORDING TO RACE AND SEX
YEAR ENDED JUNE 30, 1981

SENTENCE*	WHITE			NON-WHITE			GRAND TOTAL
	MALE	FEMALE	TOTAL	MALE	FEMALE	TOTAL	
UNDER ONE YEAR	22	3	25	19	2	21	46
1 YEAR	58	8	66	36	5	41	107
2 YEARS	133	9	142	115	15	130	272
3 YEARS	179	9	188	189	13	202	390
4 YEARS	260	16	278	250	10	260	538
5 YEARS	369	14	383	392	26	418	801
6 YEARS	190	13	203	237	12	249	452
7 YEARS	144	2	146	159	8	167	313
8 YEARS	166	14	180	225	6	231	411
9 YEARS	96	3	99	117	6	123	222
10 YEARS	230	7	237	327	14	341	578
11 YEARS	99	4	103	137	4	141	244
12 YEARS	100	3	103	132	3	135	238
13 YEARS	63	-	63	101	-	101	164
14 YEARS	46	2	48	84	1	85	133
15 YEARS	122	1	123	188	4	192	315
16 YEARS	59	3	62	138	4	142	204
17 YEARS	44	1	45	60	4	64	109
18 YEARS	32	-	32	68	-	68	100
19 YEARS	19	1	20	50	1	51	71
20 YEARS	142	7	149	198	7	205	354
21 YEARS	43	4	47	97	2	99	146
22 YEARS	31	-	31	58	-	58	89
23 YEARS	24	-	24	42	2	44	68
24 YEARS	18	1	19	30	-	30	49
25 YEARS	54	-	54	101	2	103	157
26 YEARS	23	-	23	52	-	52	75
27 YEARS	16	-	16	36	-	36	52
28 YEARS	12	1	13	38	-	38	51
29 YEARS	15	-	15	23	1	24	39
30 YEARS	48	-	48	96	-	96	144
31 YEARS	19	-	19	38	1	39	58
32 YEARS	20	-	20	30	-	30	50
33 YEARS	12	-	12	17	1	18	30
34 YEARS	13	-	13	23	-	23	36
35 YEARS	19	1	20	48	1	49	69
36 YEARS	11	-	11	24	-	24	35
37 YEARS	1	-	1	18	-	18	19
38 YEARS	11	-	11	25	-	25	36
39 YEARS	7	-	7	11	-	11	18
40 YEARS	44	1	45	86	2	88	133
41 YEARS	11	-	11	28	1	29	40
42 YEARS	10	-	10	20	-	20	30
43 YEARS	11	-	11	17	1	18	29
44 YEARS	2	-	2	7	-	7	9
45 YEARS	11	-	11	33	-	33	44
46 YEARS	6	-	6	7	-	7	13

TABLE IV
FELONS CONFINED IN THE VIRGINIA STATE CORRECTIONAL SYSTEM
BY SENTENCE ACCORDING TO RACE AND SEX
YEAR ENDED JUNE 30, 1981

SENTENCE*	WHITE			NON-WHITE			GRAND TOTAL
	MALE	FEMALE	TOTAL	MALE	FEMALE	TOTAL	
47 YEARS	2	-	2	8	-	8	10
48 YEARS	4	-	4	13	-	13	17
49 YEARS	1	-	1	8	-	8	9
50 YEARS	22	1	23	44	1	45	68
51 YEARS	7	-	7	24	-	24	31
52 YEARS	3	-	3	4	-	4	7
53 YEARS	-	-	-	7	-	7	7
54 YEARS	2	-	2	9	-	9	11
55 YEARS	2	1	3	8	-	8	11
56 YEARS	1	-	1	9	1	10	11
57 YEARS	1	-	1	2	-	2	3
58 YEARS	4	-	4	4	-	4	8
59 YEARS	2	-	2	3	-	3	5
60 YEARS	8	-	8	21	1	22	30
61 YEARS	3	-	3	13	-	13	16
62 YEARS	3	-	3	2	-	2	5
63 YEARS	1	-	1	4	-	4	5
64 YEARS	-	-	-	4	-	4	4
65 YEARS	3	-	3	11	-	11	14
66 YEARS	1	-	1	5	-	5	6
68 YEARS	-	-	-	3	-	3	3
69 YEARS	-	-	-	2	-	2	2
70 YEARS	7	-	7	10	-	10	17
71 YEARS	-	-	-	4	-	4	4
72 YEARS	1	-	1	6	-	6	7
73 YEARS	2	-	2	4	-	4	6
74 YEARS	1	-	1	3	-	3	4
75 YEARS	1	-	1	4	-	4	5
76 YEARS	-	-	-	2	-	2	2
77 YEARS	3	-	3	1	-	1	4
78 YEARS	-	-	-	1	-	1	1
79 YEARS	1	-	1	-	-	-	1
80 YEARS	5	-	5	9	-	9	14
81 YEARS	1	-	1	3	-	3	4
82 YEARS	-	-	-	1	-	1	1
83 YEARS	1	-	1	-	-	-	1
84 YEARS	-	-	-	1	-	1	1
85 YEARS	-	-	-	1	-	1	1
86 YEARS	1	-	1	1	-	1	2
87 YEARS	1	-	1	-	-	-	1
88 YEARS	1	-	1	-	-	-	1
89 YEARS	2	-	2	1	-	1	3
90 YEARS	2	-	2	3	-	3	5
91 YEARS	-	-	-	2	-	2	2
92 YEARS	-	-	-	1	-	1	1
95 YEARS	-	-	-	1	-	1	1
96 YEARS	-	-	-	1	-	1	1
98 YEARS	-	-	-	2	-	2	2
99 YEARS AND ABOVE	12	1	13	22	-	22	35
LIFE	214	3	217	349	4	353	570
DEATH	5	-	5	11	-	11	16
GRAND TOTAL	3,396	136	3,532	4,879	166	5,045	8,577

*Sentences are shown to the nearest year, with six months or more being rounded up.

TABLE V
FELONS CONFINED IN THE VIRGINIA STATE CORRECTIONAL SYSTEM
BY OFFENSE ACCORDING TO RACE AND SEX
YEAR ENDED JUNE 30, 1981

OFFENSE	WHITE			NON-WHITE			GRAND TOTAL
	MALE	FEMALE	TOTAL	MALE	FEMALE	TOTAL	
OFFENSES AGAINST PERSONS							
MURDER, 1ST DEGREE	243	6	249	376	8	384	633
MURDER, 2ND DEGREE	112	7	119	184	16	200	319
MURDER, DEGREE NOT SPECIFIED	79	8	87	150	2	152	239
MURDER, ATTEMPTED	24	-	24	42	1	43	67
MANSLAUGHTER, VOLUNTARY	16	4	20	24	3	27	47
MANSLAUGHTER, INVOLUNTARY	14	-	14	13	3	16	30
MANSLAUGHTER, UNSPECIFIED	1	-	1	2	-	2	3
MANSLAUGHTER, ATTEMPTED	2	-	2	2	-	2	4
RAPE	194	1	195	373	-	373	568
RAPE, STATUTORY	13	-	13	8	-	8	21
RAPE, ATTEMPTED	27	-	27	62	-	62	89
ABDUCTION FOR PURPOSE OF RAPE	9	-	9	11	-	11	20
CARNAL KNOWLEDGE OF CHILD	5	-	5	6	-	6	11
ROBBERY, ARMED OR HIGHWAY	288	9	297	634	9	643	940
ROBBERY, BANK	3	-	3	14	-	14	17
ROBBERY, UNSPECIFIED	236	5	241	632	8	640	881
ROBBERY, ATTEMPTED	23	-	20	48	-	48	68
ASSAULT, FELONIOUS	95	4	99	175	5	180	279
ASSAULT WITH INTENT TO MAIM	8	-	8	15	-	15	23
MAIMING	32	-	32	82	4	86	118
SHOOT INTO OCCUPIED DWELLING	10	-	10	13	1	14	24
SHOOTING INTO OCCUPIED VEHICLE	2	-	2	1	-	1	3
ASSAULT AND BATTERY, SIMPLE	5	-	5	8	-	8	13
UNLAWFUL WOUNDING	5	1	6	17	1	18	24
ASSAULTING A POLICE OFFICER	1	-	1	-	-	-	1
THREATEN BODILY HARM	1	-	1	3	-	3	4
KIDNAPPING	6	-	6	1	-	1	7
ABDUCTION	49	-	49	47	-	47	96
ATTEMPTED KIDNAPPING	-	-	-	2	-	2	2
EXTORTION	2	-	2	1	-	1	3
TOTAL OFFENSES AGAINST PERSONS	1,502	45	1,547	2,946	61	3,007	4,554

TABLE V
FELONS CONFINED IN THE VIRGINIA STATE CORRECTIONAL SYSTEM
BY OFFENSE ACCORDING TO RACE AND SEX
YEAR ENDED JUNE 30, 1981

OFFENSE	WHITE			NON-WHITE			GRAND TOTAL
	MALE	FEMALE	TOTAL	MALE	FEMALE	TOTAL	
OFFENSES AGAINST PROPERTY							
BURGLARY	582	5	587	724	1	725	1,312
BURGLARY, ATTEMPTED	6	-	6	8	-	8	14
POSSESSION OF BURGLARY TOOLS	2	-	2	8	-	8	10
BREAK AND ENTER	207	5	212	158	1	159	371
BREAK AND ENTER, ATTEMPTED	4	-	4	1	-	1	5
LARCENY, GRAND (EXCEPT AUTO)	297	16	313	314	19	333	646
LARCENY, CERTAIN FARM ANIMALS	-	-	-	1	-	1	1
ATTEMPTED LARCENY	5	-	5	9	1	10	15
LARCENY, PETTY	15	2	17	41	10	51	68
SHOPLIFTING	1	1	2	9	5	14	16
LARCENY, UNSPECIFIED	2	-	2	-	-	-	2
POSSESSION OF STOLEN GOODS	25	1	26	34	1	35	61
LARCENY, THEFT OF AUTO	66	-	66	49	-	49	115
USE OF AUTO WITHOUT AUTHORITY	28	1	29	29	-	29	58
FRAUD & CREDIT CARD THEFT	19	2	21	25	8	33	54
BAD CHECKS	15	5	20	5	1	6	26
EMBEZZLEMENT	3	1	4	1	-	1	5
ARSON	42	2	44	22	2	24	68
PROPERTY DAMAGE OR DESTRUCTION	6	-	6	1	-	1	7
THREATEN PROPERTY DESTRUCTION	1	-	1	1	-	1	2
TRESPASSING	-	-	-	-	1	1	1
FORGERY OF CHECKS, UTTERING	107	27	134	135	31	166	300
FORGERY OF DOCUMENTS	-	-	-	-	1	1	1
COUNTERFEITING, UTTERING	-	-	-	-	-	1	1
TOTAL OFFENSES AGAINST PROPERTY	1,433	68	1,501	1,576	82	1,658	3,159

TABLE V
FELONS CONFINED IN THE VIRGINIA STATE CORRECTIONAL SYSTEM
BY OFFENSE ACCORDING TO RACE AND SEX
YEAR ENDED JUNE 30, 1981

OFFENSE	WHITE			NON-WHITE			GRAND TOTAL
	MALE	FEMALE	TOTAL	MALE	FEMALE	TOTAL	
OFFENSES AGAINST DECENCY, MORALITY, PEACE, AND GOOD ORDER							
SODOMY	44	-	44	25	-	25	69
PROSTITUTION	-	1	1	-	-	-	1
PANDERING AND SOLICITING	-	-	-	1	-	1	1
PLACE FEMALE FOR PROSTITUTION	1	-	1	2	-	2	3
INCEST	1	-	1	1	-	1	2
MOLESTING; INDECENT LIBERTIES	15	-	15	4	-	4	19
INDECENT EXPOSURE	5	-	5	1	-	1	6
TRANSPORT FEMALE - IMMORAL	1	-	1	1	-	1	2
BIGAMY	1	-	1	-	-	-	1
NON-SUPPORT	1	-	1	-	-	-	1
FALSE PUBLIC ALARM (NOT FIRE)	1	-	1	-	-	-	1
DISCHARGE FIRE ARMS, EXPLOSIVE	2	1	3	-	-	-	3
MISUSE OF TELEPHONE	3	-	3	-	-	-	3
CARRYING CONCEALED WEAPONS	-	-	-	1	-	1	1
VIOLATING WEAPONS LAWS	2	-	2	7	-	7	9
BRANDISHING A FIREARM	1	-	1	2	-	2	3
POSSESSION OF FIRE ARMS	4	-	4	18	-	18	22
TOTAL OFFENSES AGAINST DECENCY, MORALITY, PEACE, AND GOOD ORDER	82	2	84	63	-	63	147
OFFENSES AGAINST PUBLIC JUSTICE AND ADMINISTRATION							
CONSPIRACY TO COMMIT A CRIME	4	1	5	8	1	9	14
BRIBERY & ATTEMPTED BRIBERY	-	-	-	1	-	1	1
ACCEPTING A BRIBE	1	-	1	-	-	-	1
PERJURY	3	-	3	1	-	1	4
RESISTING ARREST	1	-	1	-	-	-	1
ACCESSORY AFTER FACT	2	-	2	2	1	3	5
OBSTRUCTING JUSTICE	1	-	1	-	-	-	1
ESCAPE - ATTEMPTED ESCAPE	3	-	3	1	-	1	4
TOTAL OFFENSES AGAINST PUBLIC JUSTICE AND ADMINISTRATION	15	1	16	13	2	15	31

TABLE V
FELONS CONFINED IN THE VIRGINIA STATE CORRECTIONAL SYSTEM
BY OFFENSE ACCORDING TO RACE AND SEX
YEAR ENDED JUNE 30, 1981

OFFENSE	WHITE			NON-WHITE			GRAND TOTAL
	MALE	FEMALE	TOTAL	MALE	FEMALE	TOTAL	
VIOLATIONS OF TRAFFIC AND VEHICLE LAWS							
DRIVING - INFLUENCE OF ALCOHOL	4	-	4	1	-	1	5
HIT AND RUN	-	1	1	4	-	4	5
RECKLESS DRIVING AND SPEEDING	1	-	1	-	-	-	1
DRIVING AFTER PERMIT REVOKED	2	-	2	-	-	-	2
HABITUAL OFFENDER	54	1	55	25	-	25	80
TOTAL VIOLATIONS OF TRAFFIC AND VEHICLE LAWS	61	2	63	30	-	30	93
OFFENSES AGAINST PUBLIC POLICY, ECONOMY, AND HEALTH							
OPERATING GAMBLING HOUSE	1	-	1	-	-	-	1
ILLEGAL LIQUOR MANUFACTURE	-	-	-	2	-	2	2
VIOLATION OF NARCOTICS LAWS	302	18	320	249	21	270	590
TOTAL OFFENSES AGAINST PUBLIC POLICY, ECONOMY, AND HEALTH	303	18	321	251	21	272	593
GRAND TOTAL	3,396	136	3,532	4,879	166	5,045	8,577

TABLE VI
FELONS CONFINED IN THE VIRGINIA STATE CORRECTIONAL SYSTEM
BY MILITARY SERVICE ACCORDING TO RACE AND SEX
YEAR ENDED JUNE 30, 1981

MILITARY SERVICE	WHITE			NON-WHITE			GRAND TOTAL
	MALE	FEMALE	TOTAL	MALE	FEMALE	TOTAL	
NO MILITARY SERVICE	2,378	131	2,509	3,892	164	4,056	6,565
HONORABLE DISCHARGE	372	-	372	421	-	421	793
MEDICAL DISCHARGE	73	-	73	62	-	62	135
GENERAL DISCHARGE	212	2	214	189	-	189	403
UNDESIRABLE DISCHARGE	157	1	158	144	-	144	302
BAD CONDUCT DISCHARGE	41	-	41	19	-	19	60
DISHONORABLE DISCHARGE	34	-	34	33	-	33	67
MEMBER OF ARMED FORCES AT TIME OF OFFENSE	65	-	65	46	-	46	111
INFORMATION NOT AVAILABLE	64	2	66	73	2	75	141
GRAND TOTAL	3,396	136	3,532	4,879	166	5,045	8,577

TABLE VII
FELONS CONFINED IN THE VIRGINIA STATE CORRECTIONAL SYSTEM
BY PAROLE OR PARDON STATUS ACCORDING TO RACE AND SEX
YEAR ENDED JUNE 30, 1981

PAROLE OR PARDON STATUS AT COMMITMENT	WHITE			NON-WHITE			GRAND TOTAL
	MALE	FEMALE	TOTAL	MALE	FEMALE	TOTAL	
ON PAROLE	431	7	438	795	12	807	1,245
ON CONDITIONAL PARDON	1	-	1	1	-	1	2
DISCHARGED FROM PAROLE	149	7	156	311	10	321	477
DISCHARGED FROM COND. PARDON	-	-	-	1	-	1	1
NONE OF THE ABOVE	2,815	122	2,937	3,771	144	3,915	6,852
GRAND TOTAL	3,396	136	3,532	4,879	166	5,045	8,577

TABLE VIII
FELONS CONFINED IN THE VIRGINIA STATE CORRECTIONAL SYSTEM
BY RELIGIOUS PREFERENCE ACCORDING TO RACE AND SEX
YEAR ENDED JUNE 30, 1981

RELIGIOUS PREFERENCE	WHITE			NON-WHITE			GRAND TOTAL
	MALE	FEMALE	TOTAL	MALE	FEMALE	TOTAL	
PROTESTANT	1,811	87	1,898	2,939	115	3,054	4,952
CATHOLIC	305	12	317	142	3	145	462
HEBREW	4	-	4	7	-	7	11
MOSLEM	-	-	-	26	-	26	26
MUSLIM	5	-	5	200	6	206	211
OTHER	146	9	155	201	13	214	369
NO PREFERENCE	1,002	21	1,023	1,207	23	1,230	2,253
INFORMATION NOT AVAILABLE	123	7	130	157	6	163	293
GRAND TOTAL	3,396	136	3,532	4,879	166	5,045	8,577

TABLE IX
FELONS CONFINED IN THE VIRGINIA STATE CORRECTIONAL SYSTEM
BY TESTED EDUCATIONAL LEVEL AT COMMITMENT ACCORDING TO RACE AND SEX
YEAR ENDED JUNE 30, 1981

EDUCATION	WHITE			NON-WHITE			GRAND TOTAL
	MALE	FEMALE	TOTAL	MALE	FEMALE	TOTAL	
ILLITERATE - BEGINNER (0.0 - 4.9)	473	8	481	1,375	19	1,394	1,875
INTERMEDIATE (5.0 - 8.9)	1,553	67	1,620	2,259	98	2,357	3,977
ADVANCED (9.0 - 11.9)	693	39	732	314	21	335	1,067
HIGH SCHOOL AND ABOVE (12.0 AND ABOVE)	178	2	180	17	-	17	197
NOT TESTED	499	20	519	914	28	942	1,461
GRAND TOTAL	3,396	136	3,532	4,879	166	5,045	8,577

TABLE X
FELONS CONFINED IN THE VIRGINIA STATE CORRECTIONAL SYSTEM
BY INTELLIGENCE ACCORDING TO RACE AND SEX
YEAR ENDED JUNE 30, 1981

INTELLIGENCE	WHITE			NON-WHITE			GRAND TOTAL
	MALE	FEMALE	TOTAL	MALE	FEMALE	TOTAL	
SEVERELY RETARDED	18	-	18	75	1	76	94
MODERATELY RETARDED	122	2	124	506	14	520	644
SCORDERLINE	332	15	347	1,036	33	1,069	1,416
DULL NORMAL	594	31	625	1,160	49	1,209	1,834
NORMAL	1,472	57	1,529	1,602	37	1,639	3,168
BRIGHT NORMAL	533	11	544	240	3	243	787
SUPERIOR	137	2	139	26	-	26	165
NOT TESTED	188	18	206	234	29	263	469
GRAND TOTAL	3,396	136	3,532	4,879	166	5,045	8,577

TABLE XI
FELONS CONFINED IN THE VIRGINIA STATE CORRECTIONAL SYSTEM
BY STATUS OF PARENTS ACCORDING TO RACE AND SEX
YEAR ENDED JUNE 30, 1981

STATUS OF PARENTS	WHITE			NON-WHITE			GRAND TOTAL
	MALE	FEMALE	TOTAL	MALE	FEMALE	TOTAL	
LIVING TOGETHER	1,174	44	1,218	1,109	36	1,145	2,363
SEPARATED	164	7	171	672	25	697	868
DIVORCED	845	28	873	610	21	631	1,504
NOT MARRIED	71	6	77	769	27	796	873
ONE PARENT DECEASED	830	33	863	1,256	43	1,299	2,162
BOTH PARENTS DECEASED	235	11	246	369	11	380	626
INFORMATION NOT AVAILABLE	77	7	84	94	3	97	181
GRAND TOTAL	3,396	136	3,532	4,879	166	5,045	8,577

TABLE XII
FELONS CONFINED IN THE VIRGINIA STATE CORRECTIONAL SYSTEM
BY MARITAL STATUS ACCORDING TO RACE AND SEX
YEAR ENDED JUNE 30, 1981

MARITAL STATUS	WHITE			NON-WHITE			GRAND TOTAL
	MALE	FEMALE	TOTAL	MALE	FEMALE	TOTAL	
SINGLE	1,736	43	1,779	3,337	72	3,409	5,188
MARRIED	766	19	785	736	20	756	1,541
SEPARATED	326	33	359	411	41	452	811
DIVORCED	470	26	496	270	19	289	785
WIDOWED	50	13	63	76	13	89	152
INFORMATION NOT AVAILABLE	48	2	50	49	1	50	100
GRAND TOTAL	3,396	136	3,532	4,879	166	5,045	8,577

TABLE XIII
FELONS CONFINED IN THE VIRGINIA STATE CORRECTIONAL SYSTEM
BY JUVENILE RECORD ACCORDING TO RACE AND SEX
YEAR ENDED JUNE 30, 1981

JUVENILE RECORD	WHITE			NON-WHITE			GRAND TOTAL
	MALE	FEMALE	TOTAL	MALE	FEMALE	TOTAL	
NO PREVIOUS JUVENILE RECCRD	1,439	99	1,538	1,936	116	2,052	3,590
YES, OTHER THAN STATE WARD	804	14	818	1,088	16	1,104	1,922
STATE WARD, TRAINING SCHOOL	922	16	938	1,519	24	1,543	2,461
STATE WARD, OTHER	115	3	118	162	2	164	282
INFORMATION NOT AVAILABLE	116	4	120	174	8	182	302
GRAND TOTAL	3,396	136	3,532	4,879	166	5,045	8,577

TABLE XIV
FELONS CONFINED IN THE VIRGINIA STATE CORRECTIONAL SYSTEM
BY DRUG AND ALCOHOL HABITS ACCORDING TO RACE AND SEX
YEAR ENDED JUNE 30, 1981

DRUG AND ALCOHOL HABITS	WHITE			NON-WHITE			GRAND TOTAL
	MALE	FEMALE	TOTAL	MALE	FEMALE	TOTAL	
HEAVY ALCCOL USER	605	16	621	645	16	661	1,282
OCCASIONAL ALCOHOL USER	261	22	283	572	21	593	876
NO RECORD OF ALCCOL OR DRUGS	125	26	151	314	24	338	489
DRUG USER	164	15	179	631	48	679	858
DRUG & HEAVY ALCCOL USER	1,563	17	1,580	1,214	16	1,230	2,810
DRUG & OCCASIONAL ALCOHOL USER	514	27	541	1,120	25	1,145	1,686
OCCASIONAL MARIJUANA/ALCCOL	88	10	98	268	12	280	378
INFORMATION NOT AVAILABLE	76	3	79	115	4	119	198
GRAND TOTAL	3,396	136	3,532	4,879	166	5,045	8,577

SECTION D


FELON RECIDIVISTS

(VIRGINIA)

COMMITTED

TABLE I
 RECIDIVISTS (VIRGINIA) COMMITTED TO THE VIRGINIA STATE CORRECTIONAL SYSTEM
 BY AGE GROUP ACCORDING TO RACE AND SEX
 YEAR ENDED JUNE 30, 1981

AGE	WHITE			NON-WHITE			GRAND TOTAL
	MALE	FEMALE	TOTAL	MALE	FEMALE	TOTAL	
16	1	-	1	-	-	-	1
17	-	-	-	1	-	1	1
18	1	-	1	-	-	-	1
19	3	-	3	3	-	3	6
20	7	-	7	6	1	7	14
21	7	-	7	10	-	10	17
22	14	-	14	21	-	21	35
23	13	1	14	9	-	9	23
24	21	-	21	16	1	17	38
25	8	-	8	22	1	23	31
26	19	-	19	18	2	20	39
27	12	1	13	19	-	19	32
28	20	-	20	17	2	19	39
29	3	-	3	19	-	19	22
30	12	2	14	24	1	25	39
31	13	-	13	12	2	14	27
32	6	-	6	10	-	10	16
33	14	-	14	20	-	20	34
34	3	-	3	6	1	7	10
35	7	-	7	12	1	13	20
36	6	-	6	6	1	7	13
37	14	-	14	8	-	8	22
38	4	1	5	6	-	6	11
39	2	-	2	6	1	7	9
40	5	-	5	6	-	6	11
41	5	-	5	4	-	4	9
42	7	-	7	6	-	6	13
43	3	-	3	-	-	-	3
44	5	-	5	7	-	7	12
45	5	-	5	5	1	6	11
46	1	-	1	5	-	5	6
47	3	-	3	3	-	3	6
48	3	-	3	1	-	1	4
50	4	-	4	1	-	1	5
51	1	-	1	2	-	2	3
52	2	-	2	1	-	1	3
53	1	-	1	1	-	1	2
55	2	-	2	-	-	-	2
57	-	-	-	1	-	1	1
58	2	-	2	3	-	3	5
59	-	-	-	2	-	2	2
61	-	-	-	2	-	2	2
62	1	-	1	-	-	-	1
66	-	-	-	2	-	2	2
67	-	-	-	1	-	1	1
76	-	-	-	1	-	1	1
TOTAL	260	5	265	325	15	340	605



CONTINUED

1 OF 3

TABLE I
 RECIDIVISTS (VIRGINIA) COMMITTED TO THE VIRGINIA STATE CORRECTIONAL SYSTEM
 BY AGE GROUP ACCORDING TO RACE AND SEX
 YEAR ENDED JUNE 30, 1981

AGE	WHITE			NON-WHITE			GRAND TOTAL
	MALE	FEMALE	TOTAL	MALE	FEMALE	TOTAL	
16	1	-	1	-	-	-	1
17	-	-	-	1	-	1	1
18	1	-	1	-	-	-	1
19	3	-	3	3	-	3	6
20	7	-	7	6	1	7	14
21	7	-	7	10	-	10	17
22	14	-	14	21	-	21	35
23	13	1	14	9	-	9	23
24	21	-	21	16	1	17	38
25	8	-	8	22	1	23	31
26	19	-	19	18	2	20	39
27	12	1	13	19	-	19	32
28	20	-	20	17	2	19	39
29	3	-	3	19	-	19	22
30	12	2	14	24	1	25	39
31	13	-	13	12	2	14	27
32	6	-	6	10	-	10	16
33	14	-	14	20	-	20	34
34	3	-	3	6	1	7	10
35	7	-	7	12	1	13	20
36	6	-	6	6	1	7	13
37	14	-	14	8	-	8	22
38	4	1	5	6	-	6	11
39	2	-	2	6	1	7	9
40	5	-	5	6	-	6	11
41	5	-	5	4	-	4	9
42	7	-	7	6	-	6	13
43	3	-	3	-	-	-	3
44	5	-	5	7	-	7	12
45	5	-	5	5	1	6	11
46	1	-	1	5	-	5	6
47	3	-	3	3	-	3	6
48	3	-	3	1	-	1	4
50	4	-	4	1	-	1	5
51	1	-	1	2	-	2	3
52	2	-	2	1	-	1	3
53	1	-	1	1	-	1	2
55	2	-	2	-	-	-	2
57	-	-	-	1	-	1	1
58	2	-	2	3	-	3	5
59	-	-	-	2	-	2	2
61	-	-	-	2	-	2	2
62	1	-	1	-	-	-	1
66	-	-	-	2	-	2	2
67	-	-	-	1	-	1	1
76	-	-	-	1	-	1	1
TOTAL	260	5	265	325	15	340	605

TABLE II
 RECIDIVISTS (VIRGINIA) COMMITTED TO THE VIRGINIA STATE CORRECTIONAL SYSTEM
 BY LOCATION OF COMMITTING COURT ACCORDING TO RACE AND SEX
 YEAR ENDED JUNE 30, 1981

COMMITTING COURT	WHITE			NON-WHITE			GRAND
	MALE	FEMALE	TOTAL	MALE	FEMALE	TOTAL	TOTAL
COUNTIES							
ACCOMACK	-	-	-	-	-	-	-
ALBEMARLE	3	-	3	1	-	1	4
ALLEGHANY	-	-	-	-	-	-	-
AMELIA	-	-	-	-	-	-	-
AMHERST	1	-	1	3	-	3	4
APPOMATTOX	1	-	1	1	-	1	2
ARLINGTON	7	-	7	14	-	14	21
AUGUSTA	3	-	3	2	-	2	5
BATH	-	-	-	-	-	-	-
BEDFORD COUNTY	1	-	1	-	-	-	1
BLAND	-	1	1	-	-	-	1
BOTETOURT	-	-	-	-	-	-	-
BRUNSWICK	-	-	-	-	-	-	-
BUCHANAN	8	-	8	-	-	-	8
BUCKINGHAM	2	-	2	1	-	1	3
CAMPBELL	2	-	2	2	-	2	4
CAROLINE	-	-	-	1	-	1	1
CARROLL	7	-	7	-	-	-	7
CHARLES CITY	-	-	-	-	-	-	-
CHARLOTTE	1	-	1	1	-	1	2
CHESTERFIELD	1	-	1	3	-	3	4
CLARKE	2	-	2	1	-	1	3
CRAIG	-	-	-	-	-	-	-

TABLE II
 RECIDIVISTS (VIRGINIA) COMMITTED TO THE VIRGINIA STATE CORRECTIONAL SYSTEM
 BY LOCATION OF COMMITTING COURT ACCORDING TO RACE AND SEX
 YEAR ENDED JUNE 30, 1981

COMMITTING COURT	WHITE			NON-WHITE			GRAND
	MALE	FEMALE	TOTAL	MALE	FEMALE	TOTAL	TOTAL
COUNTIES							
CULPEPER	4	-	4	3	-	3	7
CUMBERLAND	-	-	-	-	-	-	-
DICKENSON	-	-	-	-	-	-	-
DINWIDDIE	-	-	-	-	-	-	-
ESSEX	-	-	-	-	-	-	-
FAIRFAX COUNTY	26	-	26	17	1	18	44
FAUQUIER	-	-	-	-	-	-	-
FLOYD	2	-	2	-	-	-	2
FLUVANNA	-	-	-	-	-	-	-
FRANKLIN COUNTY	3	-	3	1	-	1	4
FREDERICK	2	-	2	-	-	-	2
GILES	1	-	1	-	-	-	1
GLOUCESTER	-	-	-	-	-	-	-
GOOCHLAND	1	-	1	1	-	1	2
GRAYSON	-	-	-	-	-	-	-
GREENE	-	-	-	-	-	-	-
GREENSVILLE	1	-	1	4	-	4	5
HALIFAX	3	-	3	-	-	-	3
HANOVER	4	-	4	-	-	-	4
HENRICO	8	-	8	6	2	8	16
HENRY	6	-	6	1	-	1	7
HIGHLAND	-	-	-	-	-	-	-
ISLE OF WIGHT	-	-	-	1	-	1	1

TABLE II
 RECIDIVISTS (VIRGINIA) COMMITTED TO THE VIRGINIA STATE CORRECTIONAL SYSTEM
 BY LOCATION OF COMMITTING COURT ACCORDING TO RACE AND SEX
 YEAR ENDED JUNE 30, 1981

COMMITTING COURT	WHITE		TOTAL	NON-WHITE		TOTAL	GRAND TOTAL
	MALE	FEMALE		MALE	FEMALE		
COUNTIES							
JAMES CITY	-	-	-	-	-	-	-
KING AND QUEEN	-	-	-	-	-	-	-
KING GEORGE	-	-	-	1	-	1	1
KING WILLIAM	1	-	1	1	-	1	2
LANCASTER	-	-	-	2	-	2	2
LEE	-	-	-	-	-	-	-
LOUDOUN	3	-	3	-	-	-	3
LOUISA	1	-	1	-	-	-	1
LUNENBURG	-	-	-	-	-	-	-
MADISON	-	-	-	-	-	-	-
MATHEWS	1	-	1	-	-	-	1
MECKLENBURG	1	-	1	-	-	-	1
MIDDLESEX	-	-	-	-	-	-	-
MONTGOMERY	4	-	4	-	-	-	4
NANSEMOND	-	-	-	-	-	-	-
NELSON	-	-	-	-	-	-	-
NEW KENT	-	-	-	-	-	-	-
NORTHAMPTON	-	-	-	6	-	6	6
NORTHUMBERLAND	1	-	1	-	-	-	1
NOTTOWAY	-	-	-	-	-	-	-
ORANGE	1	-	1	1	-	1	2
PAGE	2	-	2	-	-	-	2
PATRICK	2	-	2	-	-	-	2

TABLE II
 RECIDIVISTS (VIRGINIA) COMMITTED TO THE VIRGINIA STATE CORRECTIONAL SYSTEM
 BY LOCATION OF COMMITTING COURT ACCORDING TO RACE AND SEX
 YEAR ENDED JUNE 30, 1981

COMMITTING COURT	WHITE		TOTAL	NON-WHITE		TOTAL	GRAND TOTAL
	MALE	FEMALE		MALE	FEMALE		
COUNTIES							
PITTSYLVANIA	1	-	1	4	-	4	5
POWHATAN	-	-	-	1	-	1	1
PRINCE EDWARD	-	-	-	1	-	1	1
PRINCE GEORGE	-	-	-	-	-	-	-
PRINCE WILLIAM	10	-	10	9	-	9	19
PULASKI	5	-	5	-	-	-	5
RAPPAHANNOCK	1	-	1	-	-	-	1
RICHMOND COUNTY	-	-	-	-	-	-	-
ROANOKE COUNTY	5	-	5	3	-	3	8
ROCKBRIDGE	3	-	3	-	-	-	3
ROCKINGHAM	4	-	4	-	-	-	4
RUSSELL	2	-	2	-	-	-	2
SCOTT	2	-	2	-	-	-	2
SHENANDOAH	1	-	1	-	-	-	1
SMYTH	3	-	3	-	-	-	3
SOUTHAMPTON	-	-	-	2	-	2	2
SPOTSYLVANIA	2	-	2	1	-	1	3
STAFFORD	3	-	3	2	-	2	5
SURRY	-	-	-	-	-	-	-
SUSSEX	-	-	-	-	-	-	-
TAZEWELL	2	-	2	1	-	1	3
WARREN	4	-	4	1	-	1	5
WASHINGTON	1	-	1	-	-	-	1

TABLE II
 RECIDIVISTS (VIRGINIA) COMMITTED TO THE VIRGINIA STATE CORRECTIONAL SYSTEM
 BY LOCATION OF COMMITTING COURT ACCORDING TO RACE AND SEX
 YEAR ENDED JUNE 30, 1981

COMMITTING COURT	WHITE			NON-WHITE			GRAND TOTAL
	MALE	FEMALE	TOTAL	MALE	FEMALE	TOTAL	
COUNTIES							
WESTMORELAND	-	-	-	-	-	-	-
WISE	2	-	2	-	-	-	2
WYTHE	2	-	2	-	-	-	2
YORK	-	-	-	1	-	1	1
TOTAL COUNTIES	170	1	171	101	3	104	275
CITIES							
ALEXANDRIA	1	-	1	12	-	12	13
BEDFORD CITY	-	-	-	-	-	-	-
BRISTOL	2	-	2	-	-	-	2
BUENA VISTA	2	-	2	-	-	-	2
CHARLOTTESVILLE	3	-	3	6	-	6	9
CHESAPEAKE	-	1	1	2	-	2	3
CLIFTON FORGE	-	-	-	-	-	-	-
COLONIAL HEIGHTS	-	-	-	1	-	1	1
COVINGTON	-	-	-	-	-	-	-
DANVILLE	1	1	2	8	-	8	10
EMPORIA	-	-	-	-	-	-	-
FAIRFAX CITY	-	-	-	-	-	-	-
FALLS CHURCH	-	-	-	-	-	-	-
FRANKLIN CITY	1	-	1	1	-	1	2
FREDERICKSBURG	1	-	1	-	-	-	1
GALAX	-	-	-	-	-	-	-

TABLE II
 RECIDIVISTS (VIRGINIA) COMMITTED TO THE VIRGINIA STATE CORRECTIONAL SYSTEM
 BY LOCATION OF COMMITTING COURT ACCORDING TO RACE AND SEX
 YEAR ENDED JUNE 30, 1981

COMMITTING COURT	WHITE			NON-WHITE			GRAND TOTAL
	MALE	FEMALE	TOTAL	MALE	FEMALE	TOTAL	
CITIES							
HAMPTON	1	-	1	11	1	12	13
HARRISONBURG	-	-	-	-	-	-	-
HOPEWELL	-	-	-	1	-	1	1
LEXINGTON	-	-	-	-	-	-	-
LYNCHBURG	12	-	12	17	-	17	29
MARTINSVILLE	3	-	3	3	1	4	7
NEWPORT NEWS	2	-	2	7	-	7	9
NORFOLK	10	-	10	55	2	57	67
NORTON	-	-	-	-	-	-	-
PETERSBURG	3	-	3	7	1	8	11
PORTSMOUTH	1	-	1	23	3	26	27
RADFORD	2	-	2	-	-	-	2
RICHMUND CITY	14	1	15	46	4	50	65
ROANOKE CITY	16	-	16	8	-	8	24
SALEM	3	-	3	2	-	2	5
SOUTH BOSTON	-	-	-	-	-	-	-
STAUNTON	1	1	2	1	-	1	3
SUFFOLK	1	-	1	7	-	7	8
VIRGINIA BEACH	4	-	4	2	-	2	6
WAYNESBORO	3	-	3	-	-	-	3
WILLIAMSBURG	-	-	-	2	-	2	2
WINCHESTER	3	-	3	2	-	2	5
TOTAL CITIES	90	4	94	224	12	236	330
GRAND TOTAL	260	5	265	325	15	340	605

TABLE III
 RECIDIVISTS (VIRGINIA) COMMITTED TO THE VIRGINIA STATE CORRECTIONAL SYSTEM
 BY OFFENSE ACCORDING TO TERM OF SENTENCE*
 YEAR ENDED JUNE 30, 1981

OFFENSE	UNDER 1 YR.	1 YEAR	2 YRS	3 YRS	4 YRS	5 YRS	6 YRS	7 YRS	8 YRS	9 YRS	10 YRS
OFFENSES AGAINST PERSONS											
MURDER, 1ST DEGREE	-	-	-	-	-	-	-	-	-	-	-
MURDER, 2ND DEGREE	-	-	-	-	-	-	1	1	-	-	-
MURDER, DEGREE NOT SPECIFIED	-	-	-	-	-	-	1	-	-	-	-
MURDER, ATTEMPTED	-	-	-	-	-	-	1	1	-	-	-
MANSLAUGHTER, VOLUNTARY	-	-	-	-	-	-	1	-	-	-	2
MANSLAUGHTER, INVOLUNTARY	-	-	-	-	-	1	-	-	-	-	-
MANSLAUGHTER, ATTEMPTED	-	-	-	-	1	-	-	-	-	-	-
RAPE	-	-	1	-	1	1	-	-	-	-	1
RAPE, STATUTORY	-	-	-	-	-	1	-	-	-	-	-
RAPE, ATTEMPTED	-	-	-	-	-	-	-	-	-	-	-
ABDUCTION FOR PURPOSE OF RAPE	-	-	-	-	-	-	-	-	-	-	-
CARNAL KNOWLEDGE OF CHILD	-	-	-	1	-	1	-	-	-	-	-
ROBBERY, ARMED OR HIGHWAY	1	1	1	1	1	4	3	-	3	-	3
ROBBERY, BANK	-	-	-	-	-	-	-	-	-	-	-
ROBBERY, UNSPECIFIED	-	-	1	-	-	6	1	2	-	-	2
ROBBERY, ATTEMPTED	-	-	-	2	-	-	-	-	1	-	-
ASSAULT, FELONY	-	2	2	3	5	3	1	-	1	-	2
ASSAULT WITH INTENT TO MAIM	-	1	-	-	-	2	-	-	-	-	-
MAIMING	-	-	-	2	-	1	2	-	-	-	-
SHOOT INTO OCCUPIED DWELLING	-	-	1	2	-	-	-	-	-	-	-
ASSAULT AND BATTERY, SIMPLE	-	2	1	-	1	-	-	-	-	-	-
THROW MISSILE AT MOVING VEHICLE	1	1	-	-	-	-	-	-	-	-	-
UNLAWFUL WOUNDING	-	1	1	1	-	1	-	-	-	-	-
ABDUCTION	-	-	1	-	-	-	-	-	1	-	-
TOTAL OFFENSES AGAINST PERSONS	2	8	9	12	9	21	11	4	6	-	10

TABLE III
 RECIDIVISTS (VIRGINIA) COMMITTED TO THE VIRGINIA STATE CORRECTIONAL SYSTEM
 BY OFFENSE ACCORDING TO TERM OF SENTENCE*
 YEAR ENDED JUNE 30, 1981

11 YRS	12 YRS	13 YRS	14 YRS	15 YRS	16 YRS	17 YRS	18 YRS	19 YRS	20-24 YEARS	25-29 YEARS	30-39 YEARS	40-49 YEARS	OVER 49 YRS	LIFE	DEATH	TOTAL
-	-	-	-	1	-	-	1	-	-	-	2	1	1	8	-	14
-	-	-	-	3	-	-	-	-	4	-	1	1	-	-	-	11
-	-	-	-	-	-	-	-	-	-	-	-	1	-	1	-	3
1	-	-	-	-	1	-	-	-	-	1	-	-	-	-	-	5
-	-	-	-	-	-	-	-	-	-	-	-	-	-	-	-	3
-	-	-	-	-	-	-	-	-	-	-	-	-	-	-	-	1
-	-	-	-	-	-	-	-	-	-	-	-	-	-	-	-	1
-	-	-	1	-	-	-	-	-	2	-	-	-	1	-	-	8
-	-	-	-	-	-	-	-	-	-	-	-	-	-	-	-	1
-	-	-	-	-	-	-	-	-	1	-	1	-	-	-	-	2
-	-	-	-	-	-	-	-	-	-	-	-	-	1	-	-	1
-	-	-	-	-	-	-	-	-	-	-	-	-	-	-	-	2
3	1	1	2	2	1	1	-	-	2	4	3	1	3	2	-	44
-	-	-	-	-	-	-	-	-	1	-	1	-	-	-	-	2
-	-	1	-	2	-	-	-	-	1	-	-	-	-	-	-	16
-	-	-	-	-	-	-	-	-	-	-	-	-	-	-	-	3
-	-	-	1	-	-	-	-	-	1	1	-	1	1	-	-	24
-	-	-	-	-	-	-	-	-	-	-	-	-	-	-	-	3
-	-	-	-	-	-	-	-	-	1	-	-	-	-	-	-	6
-	-	-	-	-	-	-	-	-	-	-	-	-	-	-	-	3
-	-	-	-	-	-	-	-	-	-	-	-	-	-	-	-	4
-	-	-	-	-	-	-	-	-	-	-	-	-	-	-	-	2
-	-	-	-	-	-	-	-	-	-	-	-	-	-	-	-	4
-	-	-	-	-	-	-	-	-	1	1	1	-	-	1	-	6
4	1	2	4	8	2	1	1	-	14	7	9	5	7	12	-	169

TABLE III
 RECIDIVISTS (VIRGINIA) COMMITTED TO THE VIRGINIA STATE CORRECTIONAL SYSTEM
 BY OFFENSE ACCORDING TO TERM OF SENTENCE*
 YEAR ENDED JUNE 30, 1981

OFFENSE	UNDER 1 YR.	1 YEAR	2 YRS	3 YRS	4 YRS	5 YRS	6 YRS	7 YRS	8 YRS	9 YRS	10 YRS
OFFENSES AGAINST PROPERTY											
BURGLARY	-	4	20	16	15	12	6	2	7	5	6
BURGLARY, ATTEMPTED	-	1	1	1	-	-	-	-	-	-	-
POSSESSION OF BURGLARY TOOLS	-	-	-	-	-	1	-	1	-	-	-
BREAK AND ENTER	-	1	3	2	4	1	2	1	2	2	1
LARCENY, GRAND (EXCEPT AUTO)	1	5	10	11	8	14	3	-	4	-	1
LARCENY, CERTAIN FARM ANIMALS	-	-	-	-	-	1	-	-	-	-	-
ATTEMPTED LARCENY	-	-	2	-	-	1	-	-	-	-	-
LARCENY, PETTY	1	9	13	3	1	-	-	-	-	1	-
SHOPLIFTING	1	-	4	-	-	-	-	-	-	-	-
POSSESSION OF STOLEN GOODS	-	-	3	1	-	-	2	-	1	-	-
LARCENY, THEFT OF AUTO	-	-	1	2	-	3	2	-	1	-	1
USE OF AUTO WITHOUT AUTHORITY	-	-	3	1	1	1	-	-	-	-	-
FRAUD & CREDIT CARD THEFT	-	1	1	1	2	1	-	1	1	1	-
BAD CHECKS	-	3	-	-	1	-	-	-	-	-	-
EMBEZZLEMENT	-	-	-	-	-	-	-	1	-	-	-
ARSON	-	-	1	1	1	-	1	-	-	-	-
THREATEN PROPERTY DESTRUCTION	-	1	-	-	-	-	-	-	-	-	-
FORGERY OF CHECKS, UTTERING	1	4	7	3	3	6	4	1	1	1	3
TOTAL OFFENSES AGAINST PROPERTY	4	29	69	42	36	41	20	7	17	10	12
OFFENSES AGAINST DECENCY, MORALITY, PEACE, AND GOOD ORDER											
SODOMY	-	-	1	-	1	2	-	-	-	-	-
PLACE FEMALE FOR PROSTITUTION	-	-	-	-	-	1	-	-	-	-	-
MOLESTING; INDECENT LIBERTIES	-	-	-	-	-	1	-	-	-	-	-
INDECENT EXPOSURE	-	-	-	-	-	-	-	-	-	-	1
BIGAMY	-	-	1	-	-	-	-	-	-	-	-
CONTRIBUTE TO DELINQ. OF CHILD	-	-	1	-	-	-	-	-	-	-	-
BRANDISHING A FIREARM	-	-	-	-	-	-	1	-	-	-	-
POSSESSION OF FIRE ARMS	-	-	1	-	-	-	-	-	-	-	-
TOTAL OFFENSES AGAINST DECENCY, MORALITY, PEACE, AND GOOD ORDER	-	-	4	-	1	4	1	-	-	-	1

TABLE III
 RECIDIVISTS (VIRGINIA) COMMITTED TO THE VIRGINIA STATE CORRECTIONAL SYSTEM
 BY OFFENSE ACCORDING TO TERM OF SENTENCE*
 YEAR ENDED JUNE 30, 1981

11 YRS	12 YRS	13 YRS	14 YRS	15 YRS	16 YRS	17 YRS	18 YRS	19 YRS	20-24 YEARS	25-29 YEARS	30-39 YEARS	40-49 YEARS	OVER 49 YRS	LIFE	DEATH	TOTAL
1	-	1	-	2	-	-	-	-	1	2	-	-	-	-	-	100
-	-	-	-	-	-	-	-	-	-	-	-	-	-	-	-	3
-	-	-	-	-	-	-	-	-	-	-	-	-	-	-	-	2
-	1	-	-	-	-	-	-	-	1	-	-	-	-	-	-	21
-	-	2	-	-	-	-	-	-	-	-	1	-	-	-	-	60
-	-	-	-	-	-	-	-	-	-	-	-	-	-	-	-	1
-	-	-	-	-	-	-	-	-	-	-	-	-	-	-	-	3
-	-	-	-	-	-	-	-	-	-	-	-	-	-	-	-	28
-	-	-	-	-	-	-	-	-	-	-	-	-	-	-	-	5
-	-	-	-	1	-	-	-	-	1	-	-	-	-	-	-	9
-	-	-	-	-	-	-	-	-	-	-	-	-	-	-	-	10
-	-	-	-	-	-	-	-	-	-	-	-	-	-	-	-	6
-	1	-	-	-	-	-	-	-	-	-	-	-	-	-	-	10
-	-	-	-	-	-	-	-	-	-	-	-	-	-	-	-	4
-	-	-	-	-	-	-	-	-	-	-	-	-	-	-	-	1
-	-	-	-	-	-	-	-	-	-	-	-	-	-	-	-	4
-	-	-	-	-	-	-	-	-	-	-	-	-	-	-	-	1
1	-	-	-	-	-	-	-	1	-	-	-	-	-	-	-	36
2	2	3	-	3	-	-	-	1	3	2	1	-	-	-	-	364
-	-	-	-	-	-	-	-	-	-	-	1	-	-	-	-	5
-	-	-	-	-	-	-	-	-	-	-	-	-	-	-	-	1
-	-	-	-	-	-	-	-	-	-	-	-	-	-	-	-	1
-	-	-	-	-	-	-	-	-	-	-	-	-	-	-	-	1
-	-	-	-	-	-	-	-	-	-	-	-	-	-	-	-	1
-	-	-	-	-	-	-	-	-	-	-	-	-	-	-	-	1
-	-	-	-	-	-	-	-	-	-	-	-	1	-	-	-	12

TABLE III
 RECIDIVISTS (VIRGINIA) COMMITTED TO THE VIRGINIA STATE CORRECTIONAL SYSTEM
 BY OFFENSE ACCORDING TO TERM OF SENTENCE *
 YEAR ENDED JUNE 30, 1981

OFFENSE	UNDER 1 YR.	1 YEAR	2 YRS	3 YRS	4 YRS	5 YRS	6 YRS	7 YRS	8 YRS	9 YRS	10 YRS
OFFENSES AGAINST PUBLIC JUSTICE AND ADMINISTRATION											
PERJURY	-	-	-	1	-	-	-	-	-	-	-
CONTEMPT OF COURT	-	1	-	-	-	-	-	-	-	-	-
ACCESSORY AFTER FACT	-	-	-	-	-	-	-	-	-	-	1
TOTAL OFFENSES AGAINST PUBLIC JUSTICE AND ADMINISTRATION	-	1	-	1	-	-	-	-	-	-	1
VIOLATIONS OF TRAFFIC AND VEHICLE LAWS											
HABITUAL OFFENDER	1	48	13	6	1	1	-	1	-	-	1
TOTAL VIOLATIONS OF TRAFFIC AND VEHICLE LAWS	1	48	13	6	1	1	-	1	-	-	1
OFFENSES AGAINST PUBLIC POLICY, ECONOMY, AND HEALTH											
GAMBLING	-	-	1	-	-	-	-	-	-	-	-
VIOLATION OF NARCOTICS LAWS	-	7	5	6	2	8	1	4	2	-	5
TOTAL OFFENSES AGAINST PUBLIC POLICY, ECONOMY, AND HEALTH	-	7	6	6	2	8	1	4	2	-	5
GRAND TOTAL	7	93	101	87	49	75	33	16	25	10	30

*Sentences are shown to the nearest year, with six months or more being rounded up.

Each inmate is categorized by his most serious offense.
 All of the sentences received by an inmate are accumulated
 under just one offense category and may therefore actually
 reflect several different offenses.

TABLE III
 RECIDIVISTS (VIRGINIA) COMMITTED TO THE VIRGINIA STATE CORRECTIONAL SYSTEM
 BY OFFENSE ACCORDING TO TERM OF SENTENCE *
 YEAR ENDED JUNE 30, 1981

11 YRS	12 YRS	13 YRS	14 YRS	15 YRS	16 YRS	17 YRS	18 YRS	19 YRS	20-24 YEARS	25-29 YEARS	30-39 YEARS	40-49 YEARS	OVER 49 YRS	LIFE	DEATH	TOTAL
-	-	-	-	-	-	-	-	-	-	-	-	-	-	-	-	1
-	-	-	-	-	-	-	-	-	-	-	-	-	-	-	-	1
-	-	-	-	-	-	-	-	-	-	-	-	-	-	-	-	1
-	-	-	-	-	-	-	-	-	-	-	-	-	-	-	-	3
-	-	-	-	-	-	-	-	-	-	-	-	-	-	-	-	72
-	-	-	-	-	-	-	-	-	-	-	-	-	-	-	-	72
-	-	-	-	-	-	-	-	-	-	-	-	-	-	-	-	1
-	-	-	-	2	-	1	-	-	-	1	-	-	-	-	-	44
-	-	-	-	2	-	1	-	-	-	1	-	-	-	-	-	45
6	3	5	4	13	2	2	1	1	17	10	11	5	7	12	-	605

TABLE IV
 RECIDIVISTS (VIRGINIA) COMMITTED TO THE VIRGINIA STATE CORRECTIONAL SYSTEM
 BY SENTENCE ACCORDING TO RACE AND SEX
 YEAR ENDED JUNE 30, 1981

SENTENCE*	WHITE			NON-WHITE			GRAND TOTAL
	MALE	FEMALE	TOTAL	MALE	FEMALE	TOTAL	
UNDER ONE YEAR	3	-	3	3	1	4	7
1 YEAR	55	2	57	36	-	36	93
2 YEARS	46	-	46	51	4	55	101
3 YEARS	28	-	28	36	3	39	67
4 YEARS	21	1	22	27	-	27	49
5 YEARS	33	1	34	39	2	41	75
6 YEARS	11	-	11	20	2	22	33
7 YEARS	7	-	7	9	-	9	16
8 YEARS	13	-	13	12	-	12	25
9 YEARS	5	1	6	3	1	4	10
10 YEARS	9	-	9	20	1	21	30
11 YEARS	2	-	2	4	-	4	6
12 YEARS	2	-	2	1	-	1	3
13 YEARS	1	-	1	4	-	4	5
14 YEARS	1	-	1	3	-	3	4
15 YEARS	4	-	4	9	-	9	13
16 YEARS	-	-	-	2	-	2	2
17 YEARS	1	-	1	1	-	1	2
18 YEARS	-	-	-	1	-	1	1
19 YEARS	-	-	-	1	-	1	1
20 YEARS	2	-	2	10	-	10	12
21 YEARS	-	-	-	1	1	2	2
23 YEARS	-	-	-	2	-	2	2
24 YEARS	1	-	1	-	-	-	1
25 YEARS	1	-	1	4	-	4	5
26 YEARS	2	-	2	1	-	1	3
27 YEARS	-	-	-	1	-	1	1
29 YEARS	1	-	1	-	-	-	1
30 YEARS	2	-	2	1	-	1	3
31 YEARS	1	-	1	-	-	-	1
32 YEARS	-	-	-	1	-	1	1
34 YEARS	1	-	1	-	-	-	1
35 YEARS	1	-	1	-	-	-	1
36 YEARS	-	-	-	1	-	1	1
37 YEARS	-	-	-	2	-	2	2
39 YEARS	1	-	1	-	-	-	1
40 YEARS	1	-	1	1	-	1	2
41 YEARS	1	-	1	1	-	1	2
45 YEARS	-	-	-	1	-	1	1
50 YEARS	-	-	-	1	-	1	1
51 YEARS	-	-	-	2	-	2	2
54 YEARS	1	-	1	-	-	-	1
73 YEARS	-	-	-	1	-	1	1
75 YEARS	-	-	-	1	-	1	1
80 YEARS	-	-	-	1	-	1	1
LIFE	2	-	2	10	-	10	12
GRAND TOTAL	260	5	265	325	15	340	605

*Sentences are shown to the nearest year, with six months or more being rounded up.

TABLE V
 RECIDIVISTS (VIRGINIA) COMMITTED TO THE VIRGINIA STATE CORRECTIONAL SYSTEM
 BY OFFENSE ACCORDING TO RACE AND SEX
 YEAR ENDED JUNE 30, 1981

OFFENSE	WHITE			NON-WHITE			GRAND TOTAL
	MALE	FEMALE	TOTAL	MALE	FEMALE	TOTAL	
OFFENSES AGAINST PERSONS							
MURDER, 1ST DEGREE	4	-	4	10	-	10	14
MURDER, 2ND DEGREE	2	-	2	9	-	9	11
MURDER, DEGREE NOT SPECIFIED	-	-	-	3	-	3	3
MURDER, ATTEMPTED	2	-	2	3	-	3	5
MANSLAUGHTER, VOLUNTARY	-	-	-	3	-	3	3
MANSLAUGHTER, INVOLUNTARY	1	-	1	-	-	-	1
MANSLAUGHTER, ATTEMPTED	-	-	-	1	-	1	1
RAPE	5	-	5	3	-	3	8
RAPE, STATUTORY	1	-	1	-	-	-	1
RAPE, ATTEMPTED	1	-	1	1	-	1	2
ABDUCTION FOR PURPOSE OF RAPE	-	-	-	1	-	1	1
CARNAL KNOWLEDGE OF CHILD	-	-	-	2	-	2	2
ROBBERY, ARMED OR HIGHWAY	11	-	11	33	-	33	44
ROBBERY, BANK	1	-	1	1	-	1	2
ROBBERY, UNSPECIFIED	5	-	5	10	1	11	16
ROBBERY, ATTEMPTED	1	-	1	2	-	2	3
ASSAULT, FELONIOUS	8	-	8	15	1	16	24
ASSAULT WITH INTENT TO MAIM	2	-	2	1	-	1	3
MAIMING	-	-	-	6	-	6	6
SHOOT INTO OCCUPIED DWELLING	1	-	1	1	1	2	3
ASSAULT AND BATTERY, SIMPLE	2	-	2	2	-	2	4
THROW MISSILE AT MOVING VEHICLE	1	-	1	1	-	1	2
UNLAWFUL WOUNDING	2	-	2	2	-	2	4
ABDUCTION	2	-	2	4	-	4	6
TOTAL OFFENSES AGAINST PERSONS	52	-	52	114	3	117	169

TABLE V
 RECIDIVISTS (VIRGINIA) COMMITTED TO THE VIRGINIA STATE CORRECTIONAL SYSTEM
 BY OFFENSE ACCORDING TO RACE AND SEX
 YEAR ENDED JUNE 30, 1981

OFFENSE	WHITE			NON-WHITE			GRAND
	MALE	FEMALE	TOTAL	MALE	FEMALE	TOTAL	TOTAL
OFFENSES AGAINST PROPERTY							
BURGLARY	45	-	45	55	-	55	100
BURGLARY, ATTEMPTED	-	-	-	3	-	3	3
POSSESSION OF BURGLARY TOOLS	1	-	1	1	-	1	2
BREAK AND ENTER	14	-	14	7	-	7	21
LARCENY, GRAND (EXCEPT AUTO)	23	1	24	34	2	36	60
LARCENY, CERTAIN FARM ANIMALS	-	-	-	1	-	1	1
ATTEMPTED LARCENY	-	-	-	3	-	3	3
LARCENY, PETTY	3	1	4	19	5	24	28
SHOPLIFTING	-	-	-	4	1	5	5
POSSESSION OF STOLEN GOODS	5	-	5	4	-	4	9
LARCENY, THEFT OF AUTO	7	-	7	3	-	3	10
USE OF AUTO WITHOUT AUTHORITY	3	-	3	3	-	3	6
FRAUD & CREDIT CARD THEFT	5	-	5	3	2	5	10
BAD CHECKS	1	-	1	3	-	3	4
EMBEZZLEMENT	1	-	1	-	-	-	1
ARSON	3	-	3	1	-	1	4
THREATEN PROPERTY DESTRUCTION	-	-	-	1	-	1	1
FORGERY OF CHECKS, FERING	12	2	14	20	2	22	36
TOTAL OFFENSES AGAINST PROPERTY	123	4	127	165	12	177	304
OFFENSES AGAINST DECENCY, MORALITY, PEACE, AND GOOD ORDER							
SODOMY	3	-	3	2	-	2	5
PLACE FEMALE FOR PROSTITUTION	-	-	-	1	-	1	1
MOLESTING; INDECENT LIBERTIES	1	-	1	-	-	-	1
INDECENT EXPOSURE	1	-	1	-	-	-	1
BIGAMY	1	-	1	-	-	-	1
CONTRIBUTE TO DELINQ. OF CHILD	1	-	1	-	-	-	1
BRANDISHING A FIREARM	-	-	-	1	-	1	1
POSSESSION OF FIRE ARMS	-	-	-	1	-	1	1
TOTAL OFFENSES AGAINST DECENCY MORALITY, PEACE, AND GOOD ORDER	7	-	7	5	-	5	12

TABLE V
 RECIDIVISTS (VIRGINIA) COMMITTED TO THE VIRGINIA STATE CORRECTIONAL SYSTEM
 BY OFFENSE ACCORDING TO RACE AND SEX
 YEAR ENDED JUNE 30, 1981

OFFENSE	WHITE			NON-WHITE			GRAND
	MALE	FEMALE	TOTAL	MALE	FEMALE	TOTAL	TOTAL
OFFENSES AGAINST PUBLIC JUSTICE AND ADMINISTRATION							
PERJURY	-	-	-	1	-	1	1
CONTEMPT OF COURT	1	-	1	-	-	-	1
ACCESSORY AFTER FACT	1	-	1	-	-	-	1
TOTAL OFFENSES AGANST PUBLIC JUSTICE AND ADMINISTRATION	2	-	2	1	-	1	3
VIOLATIONS OF TRAFFIC AND VEHICLE LAWS							
HABITUAL OFFENDER	54	-	54	18	-	18	72
TOTAL VIOLATIONS OF TRAFFIC AND VEHICLE LAWS	54	-	54	18	-	18	72
OFFENSES AGAINST PUBLIC POLICY, ECONOMY, AND HEALTH							
GAMBLING	-	-	-	1	-	1	1
VIOLATION OF NARCOTICS LAWS	22	1	23	21	-	21	44
TOTAL OFFENSES AGAINST PUBLIC POLICY, ECONOMY, AND HEALTH	22	1	23	22	-	22	45
GRAND TOTAL	260	5	265	325	15	340	605

TABLE VI
 RECIDIVISTS (VIRGINIA) COMMITTED TO THE VIRGINIA STATE CORRECTIONAL SYSTEM
 BY MILITARY SERVICE ACCORDING TO RACE AND SEX
 YEAR ENDED JUNE 30, 1981

MILITARY SERVICE	WHITE		TOTAL	NON-WHITE		TOTAL	GRAND TOTAL
	MALE	FEMALE		MALE	FEMALE		
NO MILITARY SERVICE	152	5	157	240	14	254	411
HONORABLE DISCHARGE	25	-	25	29	-	29	54
MEDICAL DISCHARGE	9	-	9	4	-	4	13
GENERAL DISCHARGE	18	-	18	14	-	14	32
UNDESIRABLE DISCHARGE	9	-	9	7	-	7	16
BAD CONDUCT DISCHARGE	5	-	5	2	-	2	7
DISHONORABLE DISCHARGE	4	-	4	-	-	-	4
MEMBER OF ARMED FORCES AT TIME OF OFFENSE	2	-	2	-	-	-	2
INFORMATION NOT AVAILABLE	36	-	36	29	1	30	66
GRAND TOTAL	260	5	265	325	15	340	605

TABLE VII
 RECIDIVISTS (VIRGINIA) COMMITTED TO THE VIRGINIA STATE CORRECTIONAL SYSTEM
 BY PAROLE OR PARDON STATUS ACCORDING TO RACE AND SEX
 YEAR ENDED JUNE 30, 1981

PAROLE OR PARDON STATUS AT COMMITMENT	WHITE		TOTAL	NON-WHITE		TOTAL	GRAND TOTAL
	MALE	FEMALE		MALE	FEMALE		
ON PAROLE	-	-	-	-	-	-	-
ON CONDITIONAL PARDON	-	-	-	-	-	-	-
DISCHARGED FROM PAROLE	67	2	69	111	6	117	186
DISCHARGED FROM COND. PARDON	-	-	-	-	-	-	-
NONE OF THE ABOVE	193	3	196	214	9	223	419
GRAND TOTAL	260	5	265	325	15	340	605

TABLE VIII
 RECIDIVISTS (VIRGINIA) COMMITTED TO THE VIRGINIA STATE CORRECTIONAL SYSTEM
 BY RELIGIOUS PREFERENCE ACCORDING TO RACE AND SEX
 YEAR ENDED JUNE 30, 1981

RELIGIOUS PREFERENCE	WHITE		TOTAL	NON-WHITE		TOTAL	GRAND TOTAL
	MALE	FEMALE		MALE	FEMALE		
PROTESTANT	123	3	126	154	7	161	287
CATHOLIC	16	1	17	9	1	10	27
HEBREW	-	-	-	-	-	-	-
MOSLEM	-	-	-	-	-	-	-
MUSLIM	-	-	-	20	1	21	21
OTHER	13	1	14	17	1	18	32
NO PREFERENCE	69	-	69	93	4	97	166
INFORMATION NOT AVAILABLE	39	-	39	32	1	33	72
GRAND TOTAL	260	5	265	325	15	340	605

TABLE IX
 RECIDIVISTS (VIRGINIA) COMMITTED TO THE VIRGINIA STATE CORRECTIONAL SYSTEM
 BY TESTED EDUCATIONAL LEVEL AT COMMITMENT ACCORDING TO RACE AND SEX
 YEAR ENDED JUNE 30, 1981

EDUCATION	WHITE		TOTAL	NON-WHITE		TOTAL	GRAND TOTAL
	MALE	FEMALE		MALE	FEMALE		
ILLITERATE - BEGINNER (0.0 - 4.9)	39	-	39	99	-	99	138
INTERMEDIATE (5.0 - 8.9)	82	4	86	128	10	138	224
ADVANCED (9.0 - 11.9)	53	-	53	30	2	32	85
HIGH SCHOOL AND ABOVE (12.0 AND ABOVE)	12	-	12	5	-	5	17
NOT TESTED	74	1	75	63	3	66	141
GRAND TOTAL	260	5	265	325	15	340	605

TABLE X
 RECIDIVISTS (VIRGINIA) COMMITTED TO THE VIRGINIA STATE CORRECTIONAL SYSTEM
 BY INTELLIGENCE ACCORDING TO RACE AND SEX
 YEAR ENDED JUNE 30, 1981

INTELLIGENCE	WHITE		TOTAL	NON-WHITE		TOTAL	GRAND TOTAL
	MALE	FEMALE		MALE	FEMALE		
SEVERELY RETARDED	6	-	6	13	-	13	19
MODERATELY RETARDED	24	-	24	63	1	64	88
BORDERLINE	29	1	30	59	-	59	89
DULL NORMAL	29	-	29	76	2	78	107
NORMAL	85	3	88	55	4	59	147
BRIGHT NORMAL	24	-	24	7	-	7	31
SUPERIOR	5	-	5	3	-	3	8
NOT TESTED	58	1	59	49	8	57	116
GRAND TOTAL	260	5	265	325	15	340	605

TABLE XI
 RECIDIVISTS (VIRGINIA) COMMITTED TO THE VIRGINIA STATE CORRECTIONAL SYSTEM
 BY STATUS OF PARENTS ACCORDING TO RACE AND SEX
 YEAR ENDED JUNE 30, 1981

STATUS OF PARENTS	WHITE		TOTAL	NON-WHITE		TOTAL	GRAND TOTAL
	MALE	FEMALE		MALE	FEMALE		
LIVING TOGETHER	68	-	68	65	2	67	135
SEPARATED	8	-	8	36	1	37	45
DIVORCED	49	1	50	29	2	31	81
NOT MARRIED	4	1	5	45	6	51	56
ONE PARENT DECEASED	74	2	76	77	3	80	156
BOTH PARENTS DECEASED	20	1	21	41	1	42	63
INFORMATION NOT AVAILABLE	37	-	37	32	-	32	69
GRAND TOTAL	260	5	265	325	15	340	605

TABLE XII
 RECIDIVISTS (VIRGINIA) COMMITTED TO THE VIRGINIA STATE CORRECTIONAL SYSTEM
 BY MARITAL STATUS ACCORDING TO RACE AND SEX
 YEAR ENDED JUNE 30, 1981

MARITAL STATUS	WHITE		TOTAL	NON-WHITE		TOTAL	GRAND TOTAL
	MALE	FEMALE		MALE	FEMALE		
SINGLE	89	-	89	189	5	194	283
MARRIED	72	1	73	46	2	48	121
SEPARATED	28	2	30	35	5	40	70
DIVORCED	49	2	51	26	3	29	80
WIDOWED	-	-	-	6	-	6	6
INFORMATION NOT AVAILABLE	22	-	22	23	-	23	45
GRAND TOTAL	260	5	265	325	15	340	605

TABLE XIII
 RECIDIVISTS (VIRGINIA) COMMITTED TO THE VIRGINIA STATE CORRECTIONAL SYSTEM
 BY JUVENILE RECORD ACCORDING TO RACE AND SEX
 YEAR ENDED JUNE 30, 1981

JUVENILE RECORD	WHITE		TOTAL	NON-WHITE		TOTAL	GRAND TOTAL
	MALE	FEMALE		MALE	FEMALE		
NO PREVIOUS JUVENILE RECORD	104	4	108	105	9	114	222
YES, OTHER THAN STATE WARD	44	-	44	56	2	58	102
STATE WARD, TRAINING SCHOOL	63	1	64	112	3	115	179
STATE WARD, OTHER	4	-	4	6	-	6	10
INFORMATION NOT AVAILABLE	45	-	45	46	1	47	92
GRAND TOTAL	260	5	265	325	15	340	605

TABLE XIV
 RECIDIVISTS (VIRGINIA) COMMITTED TO THE VIRGINIA STATE CORRECTIONAL SYSTEM
 BY DRUG AND ALCOHOL HABITS ACCORDING TO RACE AND SEX
 YEAR ENDED JUNE 30, 1981

DRUG AND ALCOHOL HABITS	WHITE		TOTAL	NON-WHITE		TOTAL	GRAND TOTAL
	MALE	FEMALE		MALE	FEMALE		
HEAVY ALCOHOL USER	78	-	78	53	-	53	131
OCCASIONAL ALCOHOL USER	9	2	11	25	1	26	37
NO RECORD OF ALCOHOL OR DRUGS	10	1	11	13	-	13	24
DRUG USER	13	-	13	39	9	48	61
DRUG & HEAVY ALCOHOL USER	97	-	97	64	3	67	164
DRUG & OCCASIONAL ALCOHOL USER	22	1	23	65	1	66	89
OCCASIONAL MARIJUANA/ALCOHOL	6	1	7	38	-	38	45
INFORMATION NOT AVAILABLE	25	-	25	28	1	29	54
GRAND TOTAL	260	5	265	325	15	340	605

TABLE XV
 RECIDIVISTS (VIRGINIA) COMMITTED TO THE VIRGINIA STATE CORRECTIONAL SYSTEM
 BY PREVIOUS VA. FELONY SENTENCES SERVED ACCORDING TO RACE AND SEX
 YEAR ENDED JUNE 30, 1981

NUMBER OF PREVIOUS VIRGINIA FELONY SENTENCES SERVED	WHITE		TOTAL	NON-WHITE		TOTAL	GRAND TOTAL
	MALE	FEMALE		MALE	FEMALE		
0	-	-	-	-	-	-	-
1	213	4	217	235	12	247	464
2	39	1	40	70	1	71	111
3	6	-	6	16	1	17	23
4	2	-	2	2	1	3	5
5	-	-	-	1	-	1	1
6	-	-	-	-	-	-	-
7	-	-	-	-	-	-	-
8	-	-	-	1	-	1	1
GRAND TOTAL	260	5	265	325	15	340	605

SECTION E
FELON RECIDIVISTS
(VIRGINIA AND/OR ELSEWHERE)
COMMITTED

Preceding page blank

TABLE I
 RECIDIVISTS (VA. AND/OR ELSEWHERE) COMMITTED TO THE VIRGINIA STATE CORRECTIONAL SYSTEM
 BY AGE GROUP ACCORDING TO RACE AND SEX
 YEAR ENDED JUNE 30, 1981

AGE	WHITE			NON-WHITE			GRAND TOTAL
	MALE	FEMALE	TOTAL	MALE	FEMALE	TOTAL	
16	1	-	1	-	-	-	1
17	-	-	-	1	-	1	1
18	2	-	2	-	-	-	2
19	3	-	3	4	-	4	7
20	13	-	13	7	1	8	21
21	14	1	15	11	-	11	26
22	18	-	18	25	-	25	43
23	20	1	21	15	-	15	36
24	34	-	34	22	1	23	57
25	17	-	17	35	1	36	53
26	28	-	28	32	2	34	62
27	19	1	20	28	-	28	48
28	25	2	27	30	2	32	59
29	9	-	9	26	1	27	36
30	16	2	18	31	1	32	50
31	15	-	15	20	3	23	38
32	9	-	9	17	-	17	26
33	23	-	23	28	1	29	52
34	9	-	9	10	1	11	20
35	9	-	9	14	2	16	25
36	8	-	8	9	1	10	18
37	16	-	16	9	-	9	25
38	5	1	6	9	1	10	16
39	4	-	4	8	1	9	13
40	7	-	7	8	1	9	16
41	6	1	7	6	-	6	13
42	9	-	9	7	-	7	16
43	4	-	4	1	-	1	5
44	8	-	8	7	1	8	16
45	9	-	9	6	1	7	16
46	3	-	3	6	-	6	9
47	4	-	4	4	-	4	8
48	3	-	3	2	-	2	5
49	1	-	1	1	-	1	2
50	5	-	5	2	-	2	7
51	1	-	1	2	-	2	3
52	3	-	3	1	-	1	4
53	1	-	1	2	-	2	3
55	2	-	2	-	-	-	2
57	-	-	-	2	-	2	2
58	2	-	2	3	-	3	5
59	-	-	-	2	-	2	2
61	-	-	-	2	-	2	2
62	1	-	1	-	-	-	1
66	-	-	-	3	-	3	3
67	-	-	-	1	-	1	1
76	-	-	-	1	-	1	1
TOTAL	386	9	395	460	22	482	877

TABLE II
 RECIDIVISTS (VA. AND/OR ELSEWHERE) COMMITTED TO THE VIRGINIA STATE CORRECTIONAL SYSTEM
 BY LOCATION OF COMMITTING COURT ACCORDING TO RACE AND SEX
 YEAR ENDED JUNE 30, 1981

COMMITTING COURT	WHITE		TOTAL	NON-WHITE		TOTAL	GRAND TOTAL
	MALE	FEMALE		MALE	FEMALE		
COUNTIES							
ACCOMACK	-	-	-	-	-	-	-
ALBEMARLE	4	-	4	1	-	1	5
ALLEGHANY	1	-	1	-	-	-	1
AMELIA	-	-	-	-	-	-	-
AMHERST	2	-	2	3	-	3	5
APPOMATTOX	1	-	1	1	-	1	2
ARLINGTON	15	-	15	33	2	35	50
AUGUSTA	4	-	4	2	-	2	6
BATH	-	-	-	-	-	-	-
BEDFORD COUNTY	2	-	2	-	-	-	2
BLAND	2	1	3	-	-	-	3
BOTETOURT	2	-	2	-	-	-	2
BRUNSWICK	-	-	-	2	-	2	2
BUCHANAN	9	-	9	-	-	-	9
BUCKINGHAM	3	-	3	1	-	1	4
CAMPBELL	2	-	2	3	-	3	5
CAROLINE	-	-	-	1	-	1	1
CARROLL	9	-	9	-	-	-	9
CHARLES CITY	-	-	-	-	-	-	-
CHARLOTTE	1	-	1	1	-	1	2
CHESTERFIELD	1	-	1	4	-	4	5
CLARKE	3	-	3	1	-	1	4
CRAIG	-	-	-	-	-	-	-

TABLE II
 RECIDIVISTS (VA. AND/OR ELSEWHERE) COMMITTED TO THE VIRGINIA STATE CORRECTIONAL SYSTEM
 BY LOCATION OF COMMITTING COURT ACCORDING TO RACE AND SEX
 YEAR ENDED JUNE 30, 1981

COMMITTING COURT	WHITE		TOTAL	NON-WHITE		TOTAL	GRAND TOTAL
	MALE	FEMALE		MALE	FEMALE		
COUNTIES							
CULPEPER	4	-	4	4	-	4	8
CUMBERLAND	-	-	-	-	-	-	-
DICKENSON	-	-	-	-	-	-	-
DINWIDDIE	-	-	-	1	-	1	1
ESSEX	-	-	-	-	-	-	-
FAIRFAX COUNTY	49	-	49	36	1	37	86
FAUQUIER	-	-	-	-	-	-	-
FLOYD	2	-	2	-	-	-	2
FLUVANNA	1	-	1	-	-	-	1
FRANKLIN COUNTY	3	-	3	1	-	1	4
FREDERICK	2	-	2	-	-	-	2
GILES	1	-	1	-	-	-	1
GLOUCESTER	-	-	-	-	-	-	-
GOOCHLAND	1	-	1	1	-	1	2
GRAYSON	-	-	-	-	-	-	-
GREENE	-	-	-	-	-	-	-
GREENSVILLE	1	-	1	6	-	6	7
HALIFAX	4	-	4	1	-	1	5
HANOVER	6	-	6	-	-	-	6
HENRICO	8	-	8	8	2	10	18
HENRY	8	-	8	1	-	1	9
HIGHLAND	-	-	-	-	-	-	-
ISLE OF WIGHT	-	-	-	3	-	3	3

TABLE II
 RECIDIVISTS (VA. AND/OR ELSEWHERE) COMMITTED TO THE VIRGINIA STATE CORRECTIONAL SYSTEM
 BY LOCATION OF COMMITTING COURT ACCORDING TO RACE AND SEX
 YEAR ENDED JUNE 30, 1981

COMMITTING COURT	WHITE			NON-WHITE			GRAND TOTAL
	MALE	FEMALE	TOTAL	MALE	FEMALE	TOTAL	
COUNTIES							
JAMES CITY	-	-	-	1	-	1	1
KING AND QUEEN	-	-	-	-	-	-	-
KING GEORGE	-	-	-	1	-	1	1
KING WILLIAM	1	-	1	1	-	1	2
LANCASTER	-	-	-	2	-	2	2
LEE	1	-	1	-	-	-	1
LOUDOUN	5	-	5	-	-	-	5
LOUISA	2	-	2	-	-	-	2
LUNENBURG	-	-	-	-	-	-	-
MADISON	-	-	-	-	-	-	-
MATHEWS	1	-	1	-	-	-	1
MECKLENBURG	1	-	1	-	-	-	1
MIDDLESEX	-	-	-	-	-	-	-
MONTGOMERY	6	-	6	-	-	-	6
NANSEMOND	-	-	-	-	-	-	-
NELSON	-	-	-	-	-	-	-
NEW KENT	-	-	-	-	-	-	-
NORTHAMPTON	-	-	-	6	-	6	6
NORTHUMBERLAND	2	-	2	-	-	-	2
NOTTOWAY	-	-	-	-	-	-	-
ORANGE	4	-	4	1	-	1	5
PAGE	2	-	2	-	-	-	2
PATRICK	5	-	5	-	-	-	5

TABLE II
 RECIDIVISTS (VA. AND/OR ELSEWHERE) COMMITTED TO THE VIRGINIA STATE CORRECTIONAL SYSTEM
 BY LOCATION OF COMMITTING COURT ACCORDING TO RACE AND SEX
 YEAR ENDED JUNE 30, 1981

COMMITTING COURT	WHITE			NON-WHITE			GRAND TOTAL
	MALE	FEMALE	TOTAL	MALE	FEMALE	TOTAL	
COUNTIES							
PITTSYLVANIA	3	-	3	5	-	5	8
POWHATAN	1	-	1	1	-	1	2
PRINCE EDWARD	-	-	-	1	-	1	1
PRINCE GEORGE	-	-	-	-	-	-	-
PRINCE WILLIAM	13	-	13	13	1	14	27
PULASKI	5	-	5	-	-	-	5
RAPPAHANNOCK	1	-	1	-	-	-	1
RICHMOND COUNTY	-	-	-	-	-	-	-
ROANOKE COUNTY	6	-	6	4	-	4	10
ROCKBRIDGE	3	-	3	-	-	-	3
ROCKINGHAM	6	-	6	3	-	3	9
RUSSELL	2	-	2	-	-	-	2
SCOTT	4	-	4	-	-	-	4
SHENANDOAH	1	-	1	-	-	-	1
SMYTH	7	-	7	-	1	1	8
SOUTHAMPTON	-	-	-	2	-	2	2
SPOTSYLVANIA	2	-	2	1	-	1	3
STAFFORD	3	-	3	3	-	3	6
SURRY	-	-	-	-	-	-	-
SUSSEX	1	-	1	-	-	-	1
TAZEWELL	2	1	3	1	-	1	4
WARREN	5	-	5	1	-	1	6
WASHINGTON	5	-	5	-	-	-	5

TABLE II
RECIDIVISTS (VA. AND/OR ELSEWHERE) COMMITTED TO THE VIRGINIA STATE CORRECTIONAL SYSTEM
BY LOCATION OF COMMITTING COURT ACCORDING TO RACE AND SEX,
YEAR ENDED JUNE 30, 1981

COMMITTING COURT	WHITE			NON-WHITE			GRAND TOTAL
	MALE	FEMALE	TOTAL	MALE	FEMALE	TOTAL	
COUNTIES							
WESTMORELAND	-	-	-	1	-	1	1
WISE	2	-	2	-	-	-	2
WYTHE	2	-	2	-	-	-	2
YORK	-	-	-	1	-	1	1
TOTAL COUNTIES	255	2	257	164	7	171	428
CITIES							
ALEXANDRIA	5	-	5	26	-	26	31
BEDFORD CITY	-	-	-	-	-	-	-
BRISTOL	5	-	5	-	-	-	5
BUENA VISTA	2	-	2	-	-	-	2
CHARLOTTESVILLE	6	-	6	6	-	6	12
CHESAPEAKE	2	2	4	5	-	5	9
CLIFTON FORGE	-	-	-	-	-	-	-
COLONIAL HEIGHTS	-	-	-	1	-	1	1
COVINGTON	-	-	-	-	-	-	-
DANVILLE	3	1	4	11	-	11	15
EMPORIA	-	-	-	-	-	-	-
FAIRFAX CITY	-	-	-	-	-	-	-
FALLS CHURCH	-	-	-	-	-	-	-
FRANKLIN CITY	1	-	1	1	-	1	2
FREDERICKSBURG	1	-	1	-	-	-	1
GALAX	-	-	-	-	-	-	-

TABLE II
RECIDIVISTS (VA. AND/OR ELSEWHERE) COMMITTED TO THE VIRGINIA STATE CORRECTIONAL SYSTEM
BY LOCATION OF COMMITTING COURT ACCORDING TO RACE AND SEX
YEAR ENDED JUNE 30, 1981

COMMITTING COURT	WHITE			NON-WHITE			GRAND TOTAL
	MALE	FEMALE	TOTAL	MALE	FEMALE	TOTAL	
CITIES							
HAMPTON	2	-	2	13	1	14	16
HARRISONBURG	-	-	-	-	-	-	-
HOPEWELL	-	-	-	1	-	1	1
LEXINGTON	-	-	-	-	-	-	-
LYNCHBURG	13	-	13	17	-	17	30
MARTINSVILLE	4	-	4	3	1	4	8
NEWPORT NEWS	3	-	3	14	-	14	17
NORFOLK	14	-	14	64	3	67	81
NORTON	-	-	-	-	-	-	-
PETERSBURG	3	-	3	10	1	11	14
PORTSMOUTH	3	1	4	34	3	37	41
RADFORD	2	-	2	-	-	-	2
RICHMOND CITY	17	1	18	54	6	60	78
ROANOKE CITY	19	-	19	11	-	11	30
SALEM	3	-	3	2	-	2	5
SOUTH BOSTON	-	-	-	-	-	-	-
STAUNTON	5	1	6	1	-	1	7
SUFFOLK	2	-	2	8	-	8	10
VIRGINIA BEACH	6	1	7	5	-	5	12
WAYNESBORO	3	-	3	-	-	-	3
WILLIAMSBURG	1	-	1	4	-	4	5
WINCHESTER	5	-	5	2	-	2	7
TOTAL CITIES	130	7	137	293	15	308	445
OUT OF STATE	1	-	1	3	-	3	4

GRAND TOTAL 386 9 395 460 22 482 877

TABLE III
 RECIDIVISTS (VA. AND/OR ELSEWHERE) COMMITTED TO THE VIRGINIA STATE CORRECTIONAL SYSTEM
 BY OFFENSE ACCORDING TO TERM OF SENTENCE*
 YEAR ENDED JUNE 30, 1981

OFFENSE	UNDER 1 YR.	1 YEAR	2 YRS	3 YRS	4 YRS	5 YRS	6 YRS	7 YRS	8 YRS	9 YRS	10 YRS
OFFENSES AGAINST PERSONS											
MURDER, 1ST DEGREE	-	-	-	-	-	-	-	-	-	-	-
MURDER, 2ND DEGREE	-	-	-	-	-	1	2	1	-	-	-
MURDER, DEGREE NOT SPECIFIED	-	-	-	-	-	-	1	-	-	-	-
MURDER, ATTEMPTED	-	-	-	-	-	-	1	1	-	-	1
MANSLAUGHTER, VOLUNTARY	-	-	-	-	-	-	2	-	-	-	3
MANSLAUGHTER, INVOLUNTARY	-	-	-	-	-	2	-	-	-	-	-
MANSLAUGHTER, ATTEMPTED	-	-	-	-	1	-	-	-	-	-	-
RAPE	-	-	1	1	1	2	-	-	-	-	2
RAPE, STATUTORY	-	-	-	-	-	1	-	-	-	-	-
RAPE, ATTEMPTED	-	-	-	-	-	-	-	-	-	1	-
ABDUCTION FOR PURPOSE OF RAPE	-	-	-	-	-	-	-	-	-	-	-
CARNAL KNOWLEDGE OF CHILD	-	-	-	1	-	1	-	-	-	-	-
ROBBERY, ARMED OR HIGHWAY	1	1	2	2	1	4	3	1	3	-	3
ROBBERY, BANK	-	-	-	-	-	-	-	-	1	-	-
ROBBERY, UNSPECIFIED	-	-	1	2	-	10	2	2	1	-	4
ROBBERY, ATTEMPTED	-	-	1	2	-	-	-	1	1	-	-
ASSAULT, FELONIOUS	-	2	3	3	6	4	1	-	1	-	2
ASSAULT WITH INTENT TO MAIM	-	1	-	1	-	2	-	-	-	-	-
MAIMING	-	-	-	2	1	1	2	-	-	-	-
SHOOT INTO OCCUPIED DWELLING	-	-	1	3	-	-	-	-	-	-	-
ASSAULT AND BATTERY, SIMPLE	-	2	2	-	1	-	-	-	-	-	-
THROW MISSILE AT MOVING VEHICLE	1	1	-	-	-	-	-	-	-	-	-
UNLAWFUL WOUNDING	-	1	1	2	1	2	-	-	-	-	-
ABDUCTION	-	-	1	-	-	1	1	-	1	-	-
ATTEMPTED KIDNAPPING	-	-	-	-	1	-	-	-	-	-	-
TOTAL OFFENSES AGAINST PERSONS	2	8	13	19	13	31	15	6	8	1	15

TABLE III
 RECIDIVISTS (VA. AND/OR ELSEWHERE) COMMITTED TO THE VIRGINIA STATE CORRECTIONAL SYSTEM
 BY OFFENSE ACCORDING TO TERM OF SENTENCE*
 YEAR ENDED JUNE 30, 1981

11 YRS	12 YRS	13 YRS	14 YRS	15 YRS	16 YRS	17 YRS	18 YRS	19 YRS	20-24 YEARS	25-29 YEARS	30-39 YEARS	40-49 YEARS	OVER 49 YRS	LIFE	DEATH	TOTAL
-	-	-	-	1	-	-	1	-	2	1	2	2	2	12	2	25
-	-	-	-	4	1	-	-	-	4	-	2	2	-	-	-	17
-	-	-	-	-	-	-	-	-	-	-	-	2	-	1	-	4
1	1	-	-	-	1	-	-	-	-	1	-	-	-	-	-	7
-	-	-	-	-	-	-	-	-	-	-	1	-	-	-	-	6
-	-	-	-	-	-	-	-	-	-	-	-	-	-	-	-	2
-	-	-	-	-	-	-	-	-	-	-	-	-	-	-	-	1
-	-	-	1	1	-	-	-	-	2	1	1	-	2	4	-	19
-	-	-	-	-	-	-	-	-	-	-	-	-	-	-	-	1
-	-	-	-	-	-	-	-	-	1	-	1	-	-	-	-	3
-	-	-	-	-	-	-	-	-	-	-	-	-	1	-	-	1
-	-	-	-	-	-	-	-	-	-	-	-	-	-	-	-	2
3	1	1	3	3	3	1	2	-	7	6	4	3	7	6	-	71
-	-	1	-	-	-	-	-	-	1	-	1	-	-	-	-	4
-	-	1	-	2	-	-	1	-	1	2	1	-	-	-	-	30
-	-	-	-	-	-	-	-	-	-	-	-	-	-	-	-	5
-	-	-	1	-	-	-	-	-	1	1	1	1	1	-	-	28
-	-	-	-	-	-	-	-	-	-	-	-	-	-	-	-	4
-	-	-	-	-	-	-	-	-	1	-	-	-	-	-	-	7
-	-	-	-	-	-	-	-	-	-	-	-	-	-	-	-	4
-	-	-	-	-	-	-	-	-	-	-	-	-	-	-	-	5
-	-	-	-	-	-	-	-	-	-	-	-	-	-	-	-	2
-	-	-	-	-	-	-	-	-	-	-	-	-	-	-	-	7
1	-	-	-	-	-	-	-	-	1	1	1	1	-	1	-	10
-	-	-	-	-	-	-	-	-	-	-	-	-	-	-	-	1
5	2	3	5	11	5	1	4	-	21	13	15	11	13	24	2	266

TABLE III
 RECIDIVISTS (VA. AND/OR ELSEWHERE) COMMITTED TO THE VIRGINIA STATE CORRECTIONAL SYSTEM
 BY OFFENSE ACCORDING TO TERM OF SENTENCE*
 YEAR ENDED JUNE 30, 1981

OFFENSE	UNDER 1 YR.	1 YEAR	2 YRS	3 YRS	4 YRS	5 YRS	6 YRS	7 YRS	8 YRS	9 YRS	10 YRS
OFFENSES AGAINST PROPERTY											
BURGLARY	-	5	25	18	22	23	9	4	12	5	7
BURGLARY, ATTEMPTED	-	1	1	1	-	-	-	-	-	-	-
POSSESSION OF BURGLARY TOOLS	-	-	-	-	-	2	-	1	-	-	-
BREAK AND ENTER	-	1	7	2	4	4	5	1	2	2	1
LARCENY, GRAND (EXCEPT AUTO)	1	12	16	18	12	17	6	-	5	1	3
LARCENY, CERTAIN FARM ANIMALS	-	-	-	-	-	1	-	-	-	-	-
ATTEMPTED LARCENY	-	-	3	-	-	1	-	-	-	-	-
LARCENY, PETTY	1	10	13	3	1	-	-	-	-	1	-
SHOPLIFTING	1	-	5	-	-	-	-	-	-	-	-
POSSESSION OF STOLEN GOODS	-	1	3	1	-	-	3	-	1	-	1
LARCENY, THEFT OF AUTO	-	-	4	3	3	4	2	-	1	-	1
USE OF AUTO WITHOUT AUTHORITY	-	-	5	2	2	2	1	-	-	-	-
FRAUD & CREDIT CARD THEFT	-	2	3	3	3	1	-	1	1	1	-
BAD CHECKS	-	4	1	-	1	1	-	-	-	-	-
EMBEZZLEMENT	-	-	-	-	-	-	-	1	-	-	-
ARSON	-	-	3	2	1	-	1	-	-	-	-
THREATEN PROPERTY DESTRUCTION	-	1	-	-	-	-	-	-	-	-	-
FORGERY OF CHECKS, UTTERING	1	6	10	8	6	7	7	1	1	1	4
TOTAL OFFENSES AGAINST PROPERTY	4	43	99	61	55	63	34	9	23	11	17
OFFENSES AGAINST DECENCY, MORALITY, PEACE, AND GOOD ORDER											
SODOMY	-	-	1	-	1	2	1	-	-	-	-
PANDERING AND SOLICITING	-	-	-	-	-	1	-	-	-	-	-
PLACE FEMALE FOR PROSTITUTION	-	-	-	-	-	1	-	-	-	-	-
MOLESTING; INDECENT LIBERTIES	-	-	-	-	-	1	-	-	-	-	-
INDECENT EXPOSURE	-	-	-	1	-	-	-	-	-	-	1
BIGAMY	-	-	1	-	-	-	-	-	-	-	-
CONTRIBUTE TO DELINQ. OF CHILD	-	-	1	-	-	-	-	-	-	-	-
BRANDISHING A FIREARM	-	-	-	-	-	-	1	-	-	-	-
POSSESSION OF FIRE ARMS	-	-	1	-	-	-	-	-	-	-	-
TOTAL OFFENSES AGAINST DECENCY, MORALITY, PEACE, AND GOOD ORDER	-	-	4	1	1	5	2	-	-	-	1

TABLE III
 RECIDIVISTS (VA. AND/OR ELSEWHERE) COMMITTED TO THE VIRGINIA STATE CORRECTIONAL SYSTEM
 BY OFFENSE ACCORDING TO TERM OF SENTENCE*
 YEAR ENDED JUNE 30, 1981

11 YRS	12 YRS	13 YRS	14 YRS	15 YRS	16 YRS	17 YRS	18 YRS	19 YRS	20-24 YEARS	25-29 YEARS	30-39 YEARS	40-49 YEARS	OVER 49 YRS	LIFE	DEATH	TOTAL
2	1	1	-	3	-	-	-	-	2	4	1	-	-	-	-	144
-	-	-	-	-	-	-	-	-	-	-	-	-	-	-	-	3
-	-	-	-	-	-	-	-	-	-	-	-	-	-	-	-	3
1	2	-	1	-	-	-	-	-	2	-	-	-	-	-	-	35
1	1	2	-	1	-	1	-	1	-	-	2	-	-	-	-	100
-	-	-	-	-	-	-	-	-	-	-	-	-	-	-	-	1
-	-	-	-	-	-	-	-	-	-	-	-	-	-	-	-	4
-	-	-	-	-	-	-	-	-	-	-	-	-	-	-	-	29
-	-	-	-	-	-	-	-	-	-	-	-	-	-	-	-	6
-	-	-	-	1	-	-	-	-	1	-	-	-	-	-	-	12
-	-	1	-	-	-	-	-	-	-	-	-	-	-	-	-	19
-	1	-	-	-	-	-	-	-	-	-	-	-	-	-	-	12
-	-	-	-	-	-	-	-	-	-	-	-	-	-	-	-	16
-	-	-	-	-	-	-	-	-	-	-	-	-	-	-	-	7
-	-	-	-	-	-	-	-	-	-	-	-	-	-	-	-	1
-	-	-	-	-	-	-	-	-	-	-	-	-	-	-	-	7
-	-	-	-	-	-	-	-	-	-	-	-	-	-	-	-	1
1	1	-	-	-	1	-	-	1	-	-	-	-	-	-	-	56
5	6	4	1	5	1	1	-	2	5	4	3	-	-	-	-	456
-	-	-	-	-	-	-	-	-	-	-	1	-	-	-	-	6
-	-	-	-	-	-	-	-	-	-	-	-	-	-	-	-	1
-	-	-	-	-	-	-	-	-	-	-	-	-	-	-	-	1
-	-	-	-	-	-	-	-	-	-	-	-	-	-	-	-	1
-	-	-	-	-	-	-	-	-	-	-	-	-	-	-	-	2
-	-	-	-	-	-	-	-	-	-	-	-	-	-	-	-	1
-	-	-	-	-	-	-	-	-	-	-	-	-	-	-	-	1
-	-	-	-	-	-	-	-	-	-	-	-	-	-	-	-	1
-	-	-	-	-	-	-	-	-	-	-	1	-	-	-	-	15

TABLE III
 RECIDIVISTS (VA. AND/OR ELSEWHERE) COMMITTED TO THE VIRGINIA STATE CORRECTIONAL SYSTEM
 BY OFFENSE ACCORDING TO TERM OF SENTENCE*
 YEAR ENDED JUNE 30, 1981

OFFENSE	UNDER 1 YR.	1 YEAR	2 YRS	3 YRS	4 YRS	5 YRS	6 YRS	7 YRS	8 YRS	9 YRS	10 YRS
OFFENSES AGAINST PUBLIC JUSTICE AND ADMINISTRATION											
PERJURY	-	-	-	1	-	-	-	-	-	-	-
CONTEMPT OF COURT	-	1	-	-	-	-	-	-	-	-	-
ACCESSORY AFTER FACT	-	-	1	-	-	-	-	-	-	-	1
TOTAL OFFENSES AGAINST PUBLIC JUSTICE AND ADMINISTRATION	-	1	1	1	-	-	-	-	-	-	1
VIOLETIONS OF TRAFFIC AND VEHICLE LAWS											
HABITUAL OFFENDER	1	53	13	6	1	1	-	1	-	-	1
TOTAL VIOLETIONS OF TRAFFIC AND VEHICLE LAWS	1	53	13	6	1	1	-	1	-	-	1
OFFENSES AGAINST PUBLIC POLICY, ECONOMY, AND HEALTH											
GAMBLING	-	-	1	-	-	-	-	-	-	-	-
VIOLATION OF NARCOTICS LAWS	-	10	5	7	2	10	2	5	2	-	10
TOTAL OFFENSES AGAINST PUBLIC POLICY, ECONOMY, AND HEALTH	-	10	6	7	2	10	2	5	2	-	10
GRAND TOTAL	7	115	136	95	72	110	53	21	33	12	45

*Sentences are shown to the nearest year, with six months or more being rounded up.

Each inmate is categorized by his most serious offense.
 All of the sentences received by an inmate are accumulated
 under just one offense category and may therefore actually
 reflect several different offenses.

TABLE III
 RECIDIVISTS (VA. AND/OR ELSEWHERE) COMMITTED TO THE VIRGINIA STATE CORRECTIONAL SYSTEM
 BY OFFENSE ACCORDING TO TERM OF SENTENCE*
 YEAR ENDED JUNE 30, 1981

11 YRS	12 YRS	13 YRS	14 YRS	15 YRS	16 YRS	17 YRS	18 YRS	19 YRS	20-24 YEARS	25-29 YEARS	30-39 YEARS	40-49 YEARS	OVER 49 YRS	LIFE	DEATH	TOTAL
-	-	-	-	-	-	-	-	-	-	-	-	-	-	-	-	1
-	-	-	-	-	-	-	-	-	-	-	-	-	-	-	-	1
-	-	-	-	-	-	-	-	-	-	-	-	-	-	-	-	2
-	-	-	-	-	-	-	-	-	-	-	-	-	-	-	-	4
-	-	-	-	-	-	-	-	-	-	-	-	-	-	-	-	
-	-	-	-	-	-	-	-	-	-	-	-	-	-	-	-	77
-	-	-	-	-	-	-	-	-	-	-	-	-	-	-	-	77
-	-	-	-	-	-	-	-	-	-	-	-	-	-	-	-	
-	-	-	-	-	-	-	-	-	-	-	-	-	-	-	-	1
-	-	-	-	2	-	1	-	-	-	1	-	1	-	-	-	58
-	-	-	-	2	-	1	-	-	-	1	-	1	-	-	-	59
10	8	7	6	18	6	3	4	2	26	18	19	12	13	24	2	877

TABLE IV
RECIDIVISTS (VA. AND/OR ELSEWHERE) COMMITTED TO THE VIRGINIA STATE CORRECTIONAL SYSTEM
BY SENTENCE ACCORDING TO RACE AND SEX
YEAR ENDED JUNE 30, 1981

SENTENCE *	WHITE			NON-WHITE			GRAND TOTAL
	MALE	FEMALE	TOTAL	MALE	FEMALE	TOTAL	
UNDER ONE YEAR	3	-	3	3	1	4	7
1 YEAR	66	3	69	45	1	46	115
2 YEARS	63	-	63	68	5	73	136
3 YEARS	44	-	44	48	3	51	95
4 YEARS	31	1	32	40	-	40	72
5 YEARS	51	2	53	54	3	57	110
6 YEARS	19	1	20	30	3	33	53
7 YEARS	8	-	8	13	-	13	21
8 YEARS	16	-	16	17	-	17	33
9 YEARS	6	1	7	4	1	5	12
10 YEARS	16	-	16	26	3	29	45
11 YEARS	4	-	4	6	-	6	10
12 YEARS	5	1	6	2	-	2	8
13 YEARS	1	-	1	6	-	6	7
14 YEARS	3	-	3	3	-	3	6
15 YEARS	6	-	6	12	-	12	18
16 YEARS	-	-	-	5	1	6	6
17 YEARS	2	-	2	1	-	1	3
18 YEARS	2	-	2	2	-	2	4
19 YEARS	1	-	1	1	-	1	2
20 YEARS	4	-	4	13	-	13	17
21 YEARS	1	-	1	2	1	3	4
22 YEARS	1	-	1	-	-	-	1
23 YEARS	-	-	-	2	-	2	2
24 YEARS	2	-	2	-	-	-	2
25 YEARS	3	-	3	7	-	7	10
26 YEARS	4	-	4	1	-	1	5
27 YEARS	-	-	-	1	-	1	1
28 YEARS	-	-	-	1	-	1	1
29 YEARS	1	-	1	-	-	-	1
30 YEARS	2	-	2	3	-	3	5
31 YEARS	3	-	3	1	-	1	4
32 YEARS	-	-	-	1	-	1	1
33 YEARS	2	-	2	-	-	-	2
34 YEARS	1	-	1	-	-	-	1
35 YEARS	1	-	1	-	-	-	1
36 YEARS	-	-	-	1	-	1	1
37 YEARS	-	-	-	3	-	3	3
39 YEARS	1	-	1	-	-	-	1
40 YEARS	1	-	1	3	-	3	4
41 YEARS	1	-	1	1	-	1	2
43 YEARS	-	-	-	1	-	1	1
45 YEARS	1	-	1	1	-	1	2
46 YEARS	-	-	-	1	-	1	1
47 YEARS	-	-	-	1	-	1	1
49 YEARS	1	-	1	-	-	-	1
50 YEARS	-	-	-	1	-	1	1
51 YEARS	-	-	-	2	-	2	2
54 YEARS	1	-	1	1	-	1	2
60 YEARS	-	-	-	1	-	1	1
69 YEARS	-	-	-	1	-	1	1
71 YEARS	-	-	-	1	-	1	1
73 YEARS	-	-	-	1	-	1	1
75 YEARS	-	-	-	1	-	1	1
80 YEARS	-	-	-	1	-	1	1
90 YEARS	-	-	-	1	-	1	1
99 YEARS AND ABOVE	-	-	-	1	-	1	1
LIFE	7	-	7	17	-	17	24
DEATH	1	-	1	1	-	1	2
GRAND TOTAL	386	9	395	460	22	482	877

*Sentences are shown to the nearest year, with six months or more being rounded up.

TABLE V
RECIDIVISTS (VA. AND/OR ELSEWHERE) COMMITTED TO THE VIRGINIA STATE CORRECTIONAL SYSTEM
BY OFFENSE ACCORDING TO RACE AND SEX
YEAR ENDED JUNE 30, 1981

OFFENSE	WHITE			NON-WHITE			GRAND TOTAL
	MALE	FEMALE	TOTAL	MALE	FEMALE	TOTAL	
OFFENSES AGAINST PERSONS							
MURDER, 1ST DEGREE	8	-	8	17	-	17	25
MURDER, 2ND DEGREE	3	-	3	14	-	14	17
MURDER, DEGREE NOT SPECIFIED	1	-	1	3	-	3	4
MURDER, ATTEMPTED	4	-	4	3	-	3	7
MANSLAUGHTER, VOLUNTARY	-	-	-	6	-	6	6
MANSLAUGHTER, INVOLUNTARY	1	-	1	1	-	1	2
MANSLAUGHTER, ATTEMPTED	-	-	-	1	-	1	1
RAPE	9	-	9	10	-	10	19
RAPE, STATUTORY	1	-	1	-	-	-	1
RAPE, ATTEMPTED	2	-	2	1	-	1	3
ABDUCTION FOR PURPOSE OF RAPE	-	-	-	1	-	1	1
CARNAL KNOWLEDGE OF CHILD	-	-	-	2	-	2	2
ROBBERY, ARMED OR HIGHWAY	21	-	21	50	-	50	71
ROBBERY, BANK	1	-	1	3	-	3	4
ROBBERY, UNSPECIFIED	11	-	11	18	1	19	30
ROBBERY, ATTEMPTED	2	-	2	3	-	3	5
ASSAULT, FELONIOUS	9	-	9	18	1	19	28
ASSAULT WITH INTENT TO MAIM	3	-	3	1	-	1	4
MAIMING	-	-	-	7	-	7	7
SHOOT INTO OCCUPIED DWELLING	2	-	2	1	1	2	4
ASSAULT AND BATTERY, SIMPLE	3	-	3	2	-	2	5
THROW MISSILE AT MOVING VEHICLE	1	-	1	1	-	1	2
UNLAWFUL WOUNDING	2	-	2	5	-	5	7
ABDUCTION	4	-	4	6	-	6	10
ATTEMPTED KIDNAPPING	-	-	-	1	-	1	1
TOTAL OFFENSES AGAINST PERSONS	88	-	88	175	3	178	266

TABLE V
 RECIDIVISTS (VA. AND/OR ELSEWHERE) COMMITTED TO THE VIRGINIA STATE CORRECTIONAL SYSTEM
 BY OFFENSE ACCORDING TO RACE AND SEX
 YEAR ENDED JUNE 30, 1981

OFFENSE	WHITE			NON-WHITE			GRAND
	MALE	FEMALE	TOTAL	MALE	FEMALE	TOTAL	TOTAL
OFFENSES AGAINST PROPERTY							
BURGLARY	64	-	64	80	-	80	144
BURGLARY, ATTEMPTED	-	-	-	3	-	3	3
POSSESSION OF BURGLARY TOOLS	1	-	1	2	-	2	3
BREAK AND ENTER	27	-	27	8	-	8	35
LARCENY, GRAND (EXCEPT AUTO)	44	1	45	52	3	55	100
LARCENY, CERTAIN FARM ANIMALS	-	-	-	1	-	1	1
ATTEMPTED LARCENY	-	-	-	3	1	4	4
LARCENY, PETTY	3	1	4	20	5	25	29
SHOPLIFTING	-	-	-	5	1	6	6
POSSESSION OF STOLEN GOODS	7	-	7	5	-	5	12
LARCENY, THEFT OF AUTO	12	-	12	7	-	7	19
USE OF AUTO WITHOUT AUTHORITY	7	-	7	5	-	5	12
FRAUD & CREDIT CARD THEFT	7	-	7	7	2	9	16
BAD CHECKS	2	1	3	4	-	4	7
EMBEZZLEMENT	1	-	1	-	-	-	1
ARSON	5	-	5	2	-	2	7
THREATEN PROPERTY DESTRUCTION	-	-	-	1	-	1	1
FORGERY OF CHECKS, UTTERING	20	5	25	26	5	31	56
TOTAL OFFENSES AGAINST PROPERTY	200	8	208	231	17	248	456
OFFENSES AGAINST DECENCY, MORALITY, PEACE, AND GOOD ORDER							
SODOMY	3	-	3	3	-	3	6
PANDERING AND SOLICITING	-	-	-	1	-	1	1
PLACE FEMALE FOR PROSTITUTION	-	-	-	1	-	1	1
MOLESTING; INDECENT LIBERTIES	1	-	1	-	-	-	1
INDECENT EXPOSURE	1	-	1	1	-	1	2
BIGAMY	1	-	1	-	-	-	1
CONTRIBUTE TO DELINQ. OF CHILD	1	-	1	-	-	-	1
BRANDISHING A FIREARM	-	-	-	1	-	1	1
POSSESSION OF FIRE ARMS	-	-	-	1	-	1	1
TOTAL OFFENSES AGAINST DECENCY MORALITY, PEACE, AND GOOD ORDER	7	-	7	8	-	8	15

TABLE V
 RECIDIVISTS (VA. AND/OR ELSEWHERE) COMMITTED TO THE VIRGINIA STATE CORRECTIONAL SYSTEM
 BY OFFENSE ACCORDING TO RACE AND SEX
 YEAR ENDED JUNE 30, 1981

OFFENSE	WHITE			NON-WHITE			GRAND
	MALE	FEMALE	TOTAL	MALE	FEMALE	TOTAL	TOTAL
OFFENSES AGAINST PUBLIC JUSTICE AND ADMINISTRATION							
PERJURY	-	-	-	1	-	1	1
CONTEMPT OF COURT	1	-	1	-	-	-	1
ACCESSORY AFTER FACT	1	-	1	1	-	1	2
TOTAL OFFENSES AGAINST PUBLIC JUSTICE AND ADMINISTRATION	2	-	2	2	-	2	4
VIOLATIONS OF TRAFFIC AND VEHICLE LAWS							
HABITUAL OFFENDER	59	-	59	18	-	18	77
TOTAL VIOLATIONS OF TRAFFIC AND VEHICLE LAWS	59	-	59	18	-	18	77
OFFENSES AGAINST PUBLIC POLICY, ECONOMY, AND HEALTH							
GAMBLING	-	-	-	1	-	1	1
VIOLATION OF NARCOTICS LAWS	30	1	31	25	2	27	58
TOTAL OFFENSES AGAINST PUBLIC POLICY, ECONOMY, AND HEALTH	30	1	31	26	2	28	59
GRAND TOTAL	386	9	395	460	22	482	877

TABLE VI
RECIDIVISTS (VA. AND/OR ELSEWHERE) COMMITTED TO THE VIRGINIA STATE CORRECTIONAL SYSTEM
BY MILITARY SERVICE ACCORDING TO RACE AND SEX
YEAR ENDED JUNE 30, 1981

MILITARY SERVICE	WHITE		TOTAL	NON-WHITE		TOTAL	GRAND TOTAL
	MALE	FEMALE		MALE	FEMALE		
NO MILITARY SERVICE	218	8	226	326	20	346	572
HONORABLE DISCHARGE	40	-	40	39	-	39	79
MEDICAL DISCHARGE	11	-	11	5	-	5	16
GENERAL DISCHARGE	27	-	27	18	-	18	45
UNDESIRABLE DISCHARGE	15	-	15	13	-	13	28
BAD CONDUCT DISCHARGE	7	-	7	5	-	5	12
DISHONORABLE DISCHARGE	9	-	9	2	-	2	11
MEMBER OF ARMED FORCES AT TIME OF OFFENSE	2	-	2	-	-	-	2
INFORMATION NOT AVAILABLE	57	1	58	52	2	54	112
GRAND TOTAL	386	9	395	460	22	482	877

TABLE VII
RECIDIVISTS (VA. AND/OR ELSEWHERE) COMMITTED TO THE VIRGINIA STATE CORRECTIONAL SYSTEM
BY PAROLE OR PARDON STATUS ACCORDING TO RACE AND SEX
YEAR ENDED JUNE 30, 1981

PAROLE OR PARDON STATUS AT COMMITMENT	WHITE		TOTAL	NON-WHITE		TOTAL	GRAND TOTAL
	MALE	FEMALE		MALE	FEMALE		
ON PAROLE	-	-	-	-	-	-	-
ON CONDITIONAL PARDON	-	-	-	-	-	-	-
DISCHARGED FROM PAROLE	67	2	69	111	6	117	186
DISCHARGED FROM COND. PARDON	-	-	-	-	-	-	-
NONE OF THE ABOVE	319	7	326	349	16	365	691
GRAND TOTAL	386	9	395	460	22	482	877

TABLE VIII
RECIDIVISTS (VA. AND/OR ELSEWHERE) COMMITTED TO THE VIRGINIA STATE CORRECTIONAL SYSTEM
BY RELIGIOUS PREFERENCE ACCORDING TO RACE AND SEX
YEAR ENDED JUNE 30, 1981

RELIGIOUS PREFERENCE	WHITE		TOTAL	NON-WHITE		TOTAL	GRAND TOTAL
	MALE	FEMALE		MALE	FEMALE		
PROTESTANT	169	5	174	220	11	231	405
CATHOLIC	40	1	41	13	1	14	55
HEBREW	1	-	1	-	-	-	1
MOSLEM	-	-	-	1	-	1	1
MUSLIM	-	-	-	29	1	30	30
OTHER	17	1	18	23	1	24	42
NO PREFERENCE	93	1	94	118	6	124	218
INFORMATION NOT AVAILABLE	66	1	67	56	2	58	125
GRAND TOTAL	386	9	395	460	22	482	877

TABLE IX
 RECIDIVISTS (VA. AND/OR ELSEWHERE) COMMITTED TO THE VIRGINIA STATE CORRECTIONAL SYSTEM
 BY TESTED EDUCATIONAL LEVEL AT COMMITMENT ACCORDING TO RACE AND SEX
 YEAR ENDED JUNE 30, 1981

EDUCATION	WHITE			NON-WHITE			GRAND TOTAL
	MALE	FEMALE	TOTAL	MALE	FEMALE	TOTAL	
ILLITERATE - BEGINNER (0.0 - 4.9)	49	-	49	119	-	119	168
INTERMEDIATE (5.0 - 8.9)	124	4	128	177	15	192	320
ADVANCED (9.0 - 11.9)	79	2	81	48	3	51	132
HIGH SCHOOL AND ABOVE (12.0 AND ABOVE)	18	-	18	7	-	7	25
NOT TESTED	116	3	119	109	4	113	232
GRAND TOTAL	386	9	395	460	22	482	877

TABLE X
 RECIDIVISTS (VA. AND/OR ELSEWHERE) COMMITTED TO THE VIRGINIA STATE CORRECTIONAL SYSTEM
 BY INTELLIGENCE ACCORDING TO RACE AND SEX
 YEAR ENDED JUNE 30, 1981

INTELLIGENCE	WHITE			NON-WHITE			GRAND TOTAL
	MALE	FEMALE	TOTAL	MALE	FEMALE	TOTAL	
SEVERELY RETARDED	7	-	7	17	-	17	24
MODERATELY RETARDED	29	-	29	73	1	74	103
BORDERLINE	36	1	37	74	1	75	112
DULL NORMAL	45	1	46	101	2	103	149
NORMAL	135	3	138	91	8	99	237
BRIGHT NORMAL	33	-	33	12	-	12	45
SUPERIOR	6	-	6	5	-	5	11
NOT TESTED	95	4	99	87	10	97	196
GRAND TOTAL	386	9	395	460	22	482	877

TABLE XI
 RECIDIVISTS (VA. AND/OR ELSEWHERE) COMMITTED TO THE VIRGINIA STATE CORRECTIONAL SYSTEM
 BY STATUS OF PARENTS ACCORDING TO RACE AND SEX
 YEAR ENDED JUNE 30, 1981

STATUS OF PARENTS	WHITE			NON-WHITE			GRAND TOTAL
	MALE	FEMALE	TOTAL	MALE	FEMALE	TOTAL	
LIVING TOGETHER	91	3	94	90	3	93	187
SEPARATED	11	-	11	42	1	43	54
DIVORCED	73	1	74	45	5	50	124
NOT MARRIED	5	1	6	70	6	76	82
ONE PARENT DECEASED	111	2	113	99	5	104	217
BOTH PARENTS DECEASED	31	1	32	57	1	58	90
INFORMATION NOT AVAILABLE	64	1	65	57	1	58	123
GRAND TOTAL	386	9	395	460	22	482	877

TABLE XII
 RECIDIVISTS (VA. AND/OR ELSEWHERE) COMMITTED TO THE VIRGINIA STATE CORRECTIONAL SYSTEM
 BY MARITAL STATUS ACCORDING TO RACE AND SEX
 YEAR ENDED JUNE 30, 1981

MARITAL STATUS	WHITE			NON-WHITE			GRAND TOTAL
	MALE	FEMALE	TOTAL	MALE	FEMALE	TOTAL	
SINGLE	129	-	129	246	6	252	381
MARRIED	106	1	107	71	3	74	181
SEPARATED	34	2	36	59	8	67	103
DIVORCED	68	5	73	34	4	38	111
WIDOWED	2	-	2	7	-	7	9
INFORMATION NOT AVAILABLE	47	1	48	43	1	44	92
GRAND TOTAL	386	9	395	460	22	482	877

TABLE XIII
 RECIDIVISTS (VA. AND/OR ELSEWHERE) COMMITTED TO THE VIRGINIA STATE CORRECTIONAL SYSTEM
 BY JUVENILE RECORD ACCORDING TO RACE AND SEX
 YEAR ENDED JUNE 30, 1981

JUVENILE RECORD	WHITE			NON-WHITE			GRAND TOTAL
	MALE	FEMALE	TOTAL	MALE	FEMALE	TOTAL	
NO PREVIOUS JUVENILE RECORD	148	7	155	150	13	163	318
YES, OTHER THAN STATE WARD	65	-	65	77	2	79	144
STATE WARD, TRAINING SCHOOL	92	1	93	150	4	154	247
STATE WARD, OTHER	7	-	7	7	-	7	14
INFORMATION NOT AVAILABLE	74	1	75	76	3	79	154
GRAND TOTAL	386	9	395	460	22	482	877

TABLE XIV
 RECIDIVISTS (VA. AND/OR ELSEWHERE) COMMITTED TO THE VIRGINIA STATE CORRECTIONAL SYSTEM
 BY DRUG AND ALCOHOL HABITS ACCORDING TO RACE AND SEX
 YEAR ENDED JUNE 30, 1981

DRUG AND ALCOHOL HABITS	WHITE			NON-WHITE			GRAND TOTAL
	MALE	FEMALE	TOTAL	MALE	FEMALE	TOTAL	
HEAVY ALCOHOL USER	94	1	95	67	-	67	162
OCCASIONAL ALCOHOL USER	18	3	21	27	1	28	49
NO RECORD OF ALCOHOL OR DRUGS	14	1	15	18	-	18	33
DRUG USER	21	1	22	58	13	71	93
DRUG & HEAVY ALCOHOL USER	140	-	140	87	4	91	231
DRUG & OCCASIONAL ALCOHOL USER	30	1	31	95	2	97	128
OCCASIONAL MARIJUANA/ALCOHOL	20	2	22	53	-	53	75
INFORMATION NOT AVAILABLE	49	-	49	55	2	57	106
GRAND TOTAL	386	9	395	460	22	482	877

TABLE XV
 RECIDIVISTS (VA. AND/OR ELSEWHERE) COMMITTED TO THE VIRGINIA STATE CORRECTIONAL SYSTEM
 BY ALL PREVIOUS FELONY SENTENCES SERVED ACCORDING TO RACE AND SEX
 YEAR ENDED JUNE 30, 1981

NUMBER OF ALL PREVIOUS FELONY SENTENCES SERVED	WHITE			NON-WHITE			GRAND TOTAL
	MALE	FEMALE	TOTAL	MALE	FEMALE	TOTAL	
0	-	-	-	-	-	-	-
1	291	8	299	299	16	315	614
2	65	1	66	114	3	117	183
3	21	-	21	37	2	39	60
4	7	-	7	8	1	9	16
5	2	-	2	1	-	1	3
6	-	-	-	-	-	-	-
7	-	-	-	-	-	-	-
8	-	-	-	1	-	1	1
GRAND TOTAL	386	9	395	460	22	482	877

SECTION F
FELON RECIDIVISTS
(VIRGINIA)
CONFINED

Preceding page blank

TABLE I
 RECIDIVISTS (VIRGINIA) CONFINED IN THE VIRGINIA STATE CORRECTIONAL SYSTEM
 BY AGE GROUP, ACCORDING TO RACE AND SEX
 YEAR ENDED JUNE 30, 1981

AGE	WHITE			NON-WHITE			GRAND TOTAL
	MALE	FEMALE	TOTAL	MALE	FEMALE	TOTAL	
17	-	-	-	2	-	2	2
18	1	-	1	6	-	6	7
19	7	-	7	7	-	7	14
20	17	1	18	23	3	26	44
21	31	1	32	38	-	38	70
22	45	-	45	70	1	71	116
23	56	2	58	69	1	70	128
24	52	3	55	63	4	67	122
25	61	1	62	104	3	107	169
26	46	3	49	101	2	103	152
27	72	1	73	94	2	96	169
28	49	1	50	114	2	116	166
29	55	2	57	100	5	105	162
30	47	-	47	103	5	108	155
31	45	1	46	104	1	105	151
32	43	-	43	88	3	91	134
33	27	-	27	80	2	82	109
34	32	3	35	78	-	78	113
35	22	-	22	54	1	55	77
36	26	1	27	60	1	61	88
37	26	-	26	41	1	42	68
38	24	-	24	43	2	45	69
39	19	-	19	45	1	46	65
40	13	-	13	38	-	38	51
41	21	1	22	39	1	40	62
42	21	-	21	33	-	33	54
43	14	-	14	24	-	24	38
44	15	-	15	22	2	24	39
45	23	-	23	21	-	21	44
46	13	-	13	23	1	24	37
47	14	-	14	18	-	18	32
48	19	-	19	13	1	14	33
49	12	-	12	19	-	19	31
50	12	-	12	13	-	13	25
51	10	1	11	10	-	10	21
52	10	-	10	11	2	13	23
53	4	-	4	15	-	15	19
54	3	-	3	9	-	9	12
55	7	-	7	7	-	7	14
56	4	-	4	4	-	4	8
57	4	-	4	10	1	11	15
58	7	-	7	9	-	9	16
59	5	-	5	10	-	10	15
60	1	-	1	8	-	8	9
61	1	-	1	5	-	5	6
62	2	-	2	5	-	5	7
63	3	-	3	3	-	3	6
64	2	-	2	4	-	4	6
65	2	-	2	2	-	2	4
66	-	-	-	4	-	4	4
67	2	-	2	1	-	1	3
68	-	-	-	1	-	1	1
69	1	-	1	-	-	-	1
70	1	-	1	1	-	1	2
71	-	-	-	1	-	1	1
72	1	-	1	1	-	1	2
75	1	-	1	-	-	-	1
76	-	-	-	2	-	2	2
TOTAL	1,051	22	1,073	1,873	48	1,921	2,994

TABLE II
 RECIDIVISTS (VIRGINIA) CONFINED IN THE VIRGINIA STATE CORRECTIONAL SYSTEM
 BY LOCATION OF COMMITTING COURT ACCORDING TO RACE AND SEX
 YEAR ENDED JUNE 30, 1981

COMMITTING COURT	WHITE			NON-WHITE			GRAND
	MALE	FEMALE	TOTAL	MALE	FEMALE	TOTAL	TOTAL
COUNTIES							
ACCOMACK	4	-	4	7	-	7	11
ALBEMARLE	12	-	12	12	-	12	24
ALLEGHANY	1	-	1	1	-	1	2
AMELIA	1	-	1	1	-	1	2
AMHERST	9	-	9	9	-	9	18
APPOMATTOX	1	-	1	2	-	2	3
ARLINGTON	21	-	21	34	-	34	55
AUGUSTA	10	-	10	8	-	8	18
BATH	1	-	1	-	-	-	1
BEDFORD COUNTY	5	-	5	3	-	3	8
BLAND	-	-	-	1	-	1	1
BOTETOURT	3	-	3	-	-	-	3
BRUNSWICK	2	-	2	2	-	2	4
BUCHANAN	19	-	19	-	-	-	19
BUCKINGHAM	2	-	2	1	-	1	3
CAMPBELL	5	-	5	5	-	5	10
CAROLINE	3	-	3	6	-	6	9
CARROLL	12	-	12	2	-	2	14
CHARLES CITY	-	-	-	2	-	2	2
CHARLOTTE	1	1	2	3	-	3	5
CHESTERFIELD	20	-	20	24	-	24	44
CLARKE	2	-	2	1	-	1	3
CRAIG	-	-	-	-	-	-	-

TABLE II
 RECIDIVISTS (VIRGINIA) CONFINED IN THE VIRGINIA STATE CORRECTIONAL SYSTEM
 BY LOCATION OF COMMITTING COURT ACCORDING TO RACE AND SEX
 YEAR ENDED JUNE 30, 1981

COMMITTING COURT	WHITE			NON-WHITE			GRAND
	MALE	FEMALE	TOTAL	MALE	FEMALE	TOTAL	TOTAL
COUNTIES							
CULPEPER	11	-	11	7	-	7	18
CUMBERLAND	-	-	-	-	-	-	-
DICKENSON	-	-	-	-	-	-	-
DINWIDDIE	2	-	2	3	-	3	5
ESSEX	-	-	-	2	-	2	2
FAIRFAX COUNTY	68	1	69	59	-	59	128
FAUQUIER	2	-	2	2	-	2	4
FLOYD	1	-	1	-	-	-	1
FLUVANNA	3	-	3	-	-	-	3
FRANKLIN COUNTY	13	-	13	7	-	7	20
FREDERICK	4	-	4	-	-	-	4
GILES	3	-	3	-	-	-	3
GLOUCESTER	5	-	5	1	-	1	6
GOOCHLAND	-	-	-	1	-	1	1
GRAYSON	2	-	2	-	-	-	2
GREENE	3	-	3	1	-	1	4
GREENSVILLE	2	-	2	10	1	11	13
HALIFAX	9	-	9	3	-	3	12
HANOVER	7	-	7	8	-	8	15
HENRICO	35	1	36	45	3	48	84
HENRY	19	1	20	22	-	22	42
HIGHLAND	-	-	-	-	-	-	-
ISLE OF WIGHT	1	-	1	8	-	8	9

TABLE II
RECIDIVISTS (VIRGINIA) CONFINED IN THE VIRGINIA STATE CORRECTIONAL SYSTEM
BY LOCATION OF COMMITTING COURT ACCORDING TO RACE AND SEX
YEAR ENDED JUNE 30, 1981

COMMITTING COURT	WHITE		TOTAL	NON-WHITE		TOTAL	GRAND TOTAL
	MALE	FEMALE		MALE	FEMALE		
COUNTIES							
JAMES CITY	-	-	-	1	-	1	1
KING AND QUEEN	-	-	-	1	-	1	1
KING GEORGE	2	-	2	2	-	2	4
KING WILLIAM	2	-	2	2	-	2	4
LANCASTER	1	-	1	1	-	1	2
LEE	1	-	1	-	-	-	1
LOUDOUN	9	-	9	4	-	4	13
LOUISA	-	-	-	3	-	3	3
LUNENBURG	-	-	-	3	-	3	3
MADISON	3	-	3	1	-	1	4
MATHEWS	2	-	2	-	-	-	2
MECKLENBURG	4	-	4	17	-	17	21
MIDDLESEX	1	-	1	1	-	1	2
MONTGOMERY	13	-	13	4	-	4	17
NANSEMOND	1	-	1	5	-	5	6
NELSON	4	-	4	2	-	2	6
NEW KENT	-	-	-	-	-	-	-
NORTHAMPTON	1	-	1	15	-	15	16
NORTHUMBERLAND	1	-	1	6	-	6	7
NOTTOWAY	-	-	-	3	1	4	4
ORANGE	3	-	3	4	-	4	7
PAGE	8	-	8	1	-	1	9
PATRICK	11	-	11	2	-	2	13

TABLE II
RECIDIVISTS (VIRGINIA) CONFINED IN THE VIRGINIA STATE CORRECTIONAL SYSTEM
BY LOCATION OF COMMITTING COURT ACCORDING TO RACE AND SEX
YEAR ENDED JUNE 30, 1981

COMMITTING COURT	WHITE		TOTAL	NON-WHITE		TOTAL	GRAND TOTAL
	MALE	FEMALE		MALE	FEMALE		
COUNTIES							
PITTSYLVANIA	12	-	12	16	-	16	28
POWHATAN	2	-	2	6	-	6	8
PRINCE EDWARD	1	-	1	4	-	4	5
PRINCE GEORGE	6	-	6	5	-	5	11
PRINCE WILLIAM	33	-	33	14	-	14	47
PULASKI	12	-	12	3	-	3	15
RAPPAHANNOCK	2	-	2	-	-	-	2
RICHMOND COUNTY	-	-	-	5	-	5	5
ROANOKE COUNTY	23	1	24	9	-	9	33
ROCKBRIDGE	2	-	2	-	-	-	2
ROCKINGHAM	13	1	14	3	-	3	17
RUSSELL	5	-	5	-	-	-	5
SCOTT	1	-	1	-	-	-	1
SHENANDOAH	2	1	3	-	-	-	3
SMYTH	9	-	9	1	-	1	10
SOUTHAMPTON	1	-	1	21	-	21	22
SPOTSYLVANIA	6	-	6	1	-	1	7
STAFFORD	12	-	12	3	-	3	15
SURRY	-	-	-	1	-	1	1
SUSSEX	1	-	1	5	-	5	6
TAZEWELL	7	-	7	1	-	1	8
WARREN	9	-	9	2	-	2	11
WASHINGTON	8	-	8	1	-	1	9

TABLE II
 RECIDIVISTS (VIRGINIA) CONFINED IN THE VIRGINIA STATE CORRECTIONAL SYSTEM
 BY LOCATION OF COMMITTING COURT ACCORDING TO RACE AND SEX
 YEAR ENDED JUNE 30, 1981

COMMITTING COURT	WHITE			NON-WHITE			GRAND TOTAL
	MALE	FEMALE	TOTAL	MALE	FEMALE	TOTAL	
COUNTIES							
WESTMORELAND	-	-	-	1	-	1	1
WISE	5	-	5	-	-	-	5
WYTHE	5	-	5	2	-	2	7
YORK	10	-	10	8	-	8	18
TOTAL COUNTIES	578	7	585	493	5	498	1,083
CITIES							
ALEXANDRIA	6	-	6	58	3	61	67
BEDFORD CITY	2	-	2	1	-	1	3
BRISTOL	6	-	6	4	-	4	10
BUENA VISTA	4	-	4	1	-	1	5
CHARLOTTESVILLE	11	-	11	22	-	22	33
CHESAPEAKE	15	1	16	41	1	42	58
CLIFTON FORGE	-	-	-	-	-	-	-
COLONIAL HEIGHTS	4	-	4	2	-	2	6
COVINGTON	-	-	-	-	-	-	-
DANVILLE	27	1	28	41	-	41	69
EMPORIA	-	-	-	-	-	-	-
FAIRFAX CITY	2	-	2	1	-	1	3
FALLS CHURCH	-	-	-	-	-	-	-
FRANKLIN CITY	1	-	1	-	-	-	1
FREDERICKSBURG	3	-	3	2	-	2	5
GALAX	1	-	1	-	-	-	1

TABLE II
 RECIDIVISTS (VIRGINIA) CONFINED IN THE VIRGINIA STATE CORRECTIONAL SYSTEM
 BY LOCATION OF COMMITTING COURT ACCORDING TO RACE AND SEX
 YEAR ENDED JUNE 30, 1981

COMMITTING COURT	WHITE			NON-WHITE			GRAND TOTAL
	MALE	FEMALE	TOTAL	MALE	FEMALE	TOTAL	
CITIES							
HAMPTON	13	-	13	51	1	52	65
HARRISONBURG	-	-	-	-	-	-	-
HOPEWELL	1	-	1	2	-	2	3
LEXINGTON	-	-	-	-	-	-	-
LYNCHBURG	36	2	38	43	3	46	84
MARTINSVILLE	9	1	10	21	2	23	33
NEWPORT NEWS	23	-	23	69	1	70	93
NORFOLK	54	3	57	239	7	246	303
NORTON	-	-	-	2	-	2	2
PETERSBURG	6	-	6	69	2	71	77
PORTSMOUTH	16	1	17	108	6	114	131
RADFORD	2	-	2	1	-	1	3
RICHMOND CITY	87	1	88	425	16	441	529
ROANOKE CITY	72	-	72	49	-	49	121
SALEM	7	1	8	8	-	8	16
SOUTH BOSTON	-	-	-	-	-	-	-
STAUNTON	6	1	7	3	-	3	10
SUFFOLK	6	-	6	55	-	55	61
VIRGINIA BEACH	29	1	30	42	1	43	73
WAYNESBORO	5	-	5	-	-	-	5
WILLIAMSBURG	7	2	9	18	-	18	27
WINCHESTER	10	-	10	1	-	1	11
TOTAL CITIES	471	15	486	1,379	43	1,422	1,908
OUT OF STATE	2	-	2	1	-	1	3
GRAND TOTAL	1,051	22	1,073	1,873	48	1,921	2,994

TABLE III
 RECIDIVISTS (VIRGINIA) CONFINED IN THE VIRGINIA STATE CORRECTIONAL SYSTEM
 BY OFFENSE ACCORDING TO TERM OF SENTENCE*
 YEAR ENDED JUNE 30, 1981

OFFENSE	UNDER 1 YR.	1 YEAR	2 YRS	3 YRS	4 YRS	5 YRS	6 YRS	7 YRS	8 YRS	9 YRS	10 YRS
OFFENSES AGAINST PERSONS											
MURDER, 1ST DEGREE	-	-	-	-	-	-	-	-	-	-	-
MURDER, 2ND DEGREE	-	-	-	-	-	3	2	1	-	3	7
MURDER, DEGREE NOT SPECIFIED	-	-	-	-	-	-	1	-	-	-	-
MURDER, ATTEMPTED	-	1	-	-	-	1	1	1	1	1	1
MANSLAUGHTER, VOLUNTARY	-	-	-	1	-	-	2	2	-	2	4
MANSLAUGHTER, INVOLUNTARY	-	-	1	-	-	3	-	-	-	1	2
MANSLAUGHTER, ATTEMPTED	-	-	-	-	1	-	-	-	1	-	-
RAPE	-	-	1	-	1	3	1	-	4	1	7
RAPE, STATUTORY	-	-	-	-	-	2	-	-	-	-	2
RAPE, ATTEMPTED	-	-	-	-	-	-	1	1	3	1	2
ABDUCTION FOR PURPOSE OF RAPE	-	-	-	-	-	-	-	-	-	-	-
CARNAL KNOWLEDGE OF CHILD	-	-	-	1	-	1	-	-	1	-	-
ROBBERY, ARMED OR HIGHWAY	1	-	1	1	4	12	12	4	18	7	18
ROBBERY, BANK	-	-	-	-	-	-	-	1	1	-	-
ROBBERY, UNSPECIFIED	-	1	1	2	4	14	7	6	9	6	15
ROBBERY, ATTEMPTED	-	-	-	2	1	1	1	1	1	2	2
ASSAULT, FELONIOUS	-	1	1	4	5	10	6	1	3	3	6
ASSAULT WITH INTENT TO MAIM	-	-	-	1	-	3	-	-	-	-	1
MAIMING	-	-	-	3	-	2	3	3	4	2	1
SHOOT INTO OCCUPIED DWELLING	-	-	1	1	1	1	-	-	1	1	1
SHOOTING INTO OCCUPIED VEHICLE	-	-	-	-	-	-	-	-	-	-	2
ASSAULT AND BATTERY, SIMPLE	3	2	1	2	1	-	-	-	-	-	-
UNLAWFUL WOUNDING	-	-	1	3	-	2	-	1	1	-	-
THREATEN BODILY HARM	-	-	1	-	-	-	-	-	-	-	-
KIDNAPPING	-	-	-	-	-	-	-	-	-	-	1
ABDUCTION	-	-	1	-	-	-	-	-	2	1	-
ATTEMPTED KIDNAPPING	-	-	-	-	-	-	-	-	-	-	1
EXTORTION	-	-	-	-	-	-	-	-	-	-	-
TOTAL OFFENSES AGAINST PERSONS	4	5	10	21	18	58	37	22	50	31	73

TABLE III
 RECIDIVISTS (VIRGINIA) CONFINED IN THE VIRGINIA STATE CORRECTIONAL SYSTEM
 BY OFFENSE ACCORDING TO TERM OF SENTENCE*
 YEAR ENDED JUNE 30, 1981

11 YRS	12 YRS	13 YRS	14 YRS	15 YRS	16 YRS	17 YRS	18 YRS	19 YRS	20-24 YEARS	25-29 YEARS	30-39 YEARS	40-49 YEARS	OVER 49 YRS	LIFE	DEATH	TOTAL
2	1	-	-	1	1	-	1	-	5	8	10	20	20	76	8	153
2	-	2	1	9	5	4	5	1	33	9	9	6	-	-	-	102
-	-	2	-	1	1	-	-	-	4	5	-	8	6	14	1	43
1	-	-	-	-	1	-	-	-	6	2	3	2	-	2	-	24
-	1	-	-	1	-	-	-	-	-	-	-	-	-	-	-	13
-	-	-	1	1	-	-	-	-	-	-	-	-	-	-	-	9
-	-	-	-	-	-	-	-	-	-	-	-	-	-	-	-	2
2	1	1	2	-	1	1	1	1	9	3	14	12	28	27	-	121
-	1	-	-	-	1	-	-	-	1	-	-	-	-	-	-	7
-	-	-	-	1	-	1	-	2	2	1	3	3	2	2	-	25
-	-	-	-	-	-	-	-	-	-	-	-	-	1	-	-	1
-	-	-	-	-	-	-	-	-	-	-	-	-	-	-	-	3
18	12	7	12	14	8	11	7	8	39	32	41	18	24	10	-	339
-	-	-	-	-	-	-	-	-	1	-	1	1	-	-	-	5
15	14	9	6	9	10	12	9	6	44	24	31	23	17	8	-	302
2	-	2	-	1	-	1	1	-	1	1	2	1	-	-	-	23
3	2	4	3	1	2	3	1	1	9	11	6	2	2	1	-	91
-	-	-	-	-	-	-	-	-	-	-	-	-	-	-	-	5
-	1	2	2	1	1	-	1	1	12	1	3	2	2	1	-	48
-	1	-	-	-	1	-	1	1	-	-	-	-	-	-	-	11
-	-	-	1	-	-	-	-	-	-	-	-	-	-	-	-	3
1	-	-	-	-	-	-	-	-	-	-	-	-	-	-	-	10
1	-	-	-	-	-	-	-	-	-	-	-	-	-	-	-	9
-	-	-	-	-	-	-	-	-	-	-	-	-	-	-	-	1
-	-	-	-	-	-	-	-	-	-	-	-	1	-	-	-	2
1	1	-	-	-	-	1	-	-	5	3	2	1	1	1	-	20
-	-	-	-	-	-	-	-	-	-	-	-	-	-	-	-	1
-	-	-	-	1	-	-	-	-	-	1	-	-	-	-	-	2
48	35	29	28	41	32	34	27	21	171	101	125	100	103	142	9	1,375

TABLE III
 RECIDIVISTS (VIRGINIA) CONFINED IN THE VIRGINIA STATE CORRECTIONAL SYSTEM
 BY OFFENSE ACCORDING TO TERM OF SENTENCE*
 YEAR ENDED JUNE 30, 1981

OFFENSE	UNDER 1 YR.	1 YEAR	2 YRS	3 YRS	4 YRS	5 YRS	6 YRS	7 YRS	8 YRS	9 YRS	10 YRS
OFFENSES AGAINST PROPERTY											
BURGLARY	2	3	18	26	36	55	39	26	31	25	30
BURGLARY, ATTEMPTED	-	1	1	2	-	-	-	-	1	-	-
POSSESSION OF BURGLARY TOOLS	-	-	1	-	-	1	-	1	-	-	-
BREAK AND ENTER	-	4	3	4	8	7	8	9	10	7	12
BREAK AND ENTER, ATTEMPTED	-	-	-	-	-	-	1	-	-	-	-
LARCENY, GRAND (EXCEPT AUTO)	3	10	6	18	23	30	19	24	19	11	16
LARCENY, CERTAIN FARM ANIMALS	-	-	-	-	-	1	-	-	-	-	-
ATTEMPTED LARCENY	-	-	2	-	-	1	-	1	-	-	-
LARCENY, PETTY	10	5	9	5	4	2	2	1	1	1	-
SHOPLIFTING	2	1	3	-	1	1	-	-	-	-	-
LARCENY, UNSPECIFIED	-	-	-	1	-	-	-	-	-	-	-
POSSESSION OF STOLEN GOODS	-	-	2	2	-	3	4	2	3	-	2
LARCENY, THEFT OF AUTO	-	1	-	3	3	8	4	1	7	1	4
USE OF AUTO WITHOUT AUTHORITY	2	3	3	4	1	4	1	2	-	-	1
FRAUD & CREDIT CARD THEFT	1	2	-	1	5	2	1	3	3	2	-
BAD CHECKS	1	2	-	-	2	2	-	-	-	-	-
EMBEZZLEMENT	-	-	-	-	-	-	-	1	-	-	-
ARSON	-	-	-	1	1	2	1	-	-	1	3
PROPERTY DAMAGE OR DESTRUCTION	-	-	-	-	-	1	-	-	-	1	-
THREATEN PROPERTY DESTRUCTION	-	1	-	-	-	-	-	-	-	-	-
TRESPASSING	-	1	-	-	-	-	-	-	-	-	-
FORGERY OF CHECKS, UTTERING	-	4	5	7	12	14	11	10	5	3	11
COUNTERFEITING, UTTERING	-	-	-	-	-	-	-	-	-	-	-
TOTAL OFFENSES AGAINST PROPERTY	21	38	53	74	96	134	91	81	80	52	79

TABLE III
 RECIDIVISTS (VIRGINIA) CONFINED IN THE VIRGINIA STATE CORRECTIONAL SYSTEM
 BY OFFENSE ACCORDING TO TERM OF SENTENCE*
 YEAR ENDED JUNE 30, 1981

11 YRS	12 YRS	13 YRS	14 YRS	15 YRS	16 YRS	17 YRS	18 YRS	19 YRS	20-24 YEARS	25-29 YEARS	30-39 YEARS	40-49 YEARS	OVER 49 YRS	LIFE	DEATH	TOTAL
37	21	16	15	23	11	11	6	3	40	24	25	2	4	2	-	531
-	-	1	-	-	-	-	-	-	-	-	-	-	-	-	-	6
-	-	-	-	-	-	-	-	-	-	-	-	-	-	-	-	3
8	4	6	4	2	3	4	1	1	12	2	4	-	3	-	-	126
-	-	-	-	-	-	-	-	-	-	-	-	-	-	-	-	1
6	9	8	9	6	7	2	3	7	9	8	8	3	3	1	-	268
-	-	-	-	-	-	-	-	-	-	-	-	-	-	-	-	1
-	-	-	-	-	-	-	-	-	-	-	-	1	-	-	-	5
-	1	-	-	-	-	-	1	-	-	-	-	-	-	-	-	42
-	-	-	-	-	-	-	-	-	-	-	-	-	-	-	-	8
-	-	-	-	-	-	-	-	-	-	-	-	-	-	-	-	1
1	1	-	2	-	-	1	-	-	3	3	1	-	-	-	-	30
1	4	-	2	1	-	1	-	-	1	-	2	1	-	1	-	46
-	-	1	-	-	-	-	1	-	1	1	-	-	-	-	-	25
1	1	-	-	1	1	-	-	1	-	-	-	-	-	-	-	25
1	-	-	-	-	-	-	-	-	-	-	-	-	-	-	-	8
-	-	-	-	-	-	-	-	-	-	-	-	-	-	-	-	1
-	-	3	-	-	1	1	-	-	2	1	-	-	-	-	-	17
-	-	-	-	-	-	-	-	-	-	-	1	-	-	-	-	3
-	-	-	-	-	-	-	-	-	-	-	-	-	-	-	-	1
-	-	-	-	-	-	-	-	-	-	-	-	-	-	-	-	1
10	4	3	3	3	5	4	-	2	10	2	3	-	-	-	-	131
-	-	-	-	-	-	-	-	-	-	-	-	-	1	-	-	1
65	45	38	35	36	28	24	12	14	78	41	44	7	11	4	-	1,281

TABLE III
 RECIDIVISTS (VIRGINIA) CONFINED IN THE VIRGINIA STATE CORRECTIONAL SYSTEM
 BY OFFENSE ACCORDING TO TERM OF SENTENCE*
 YEAR ENDED JUNE 30, 1981

OFFENSE	UNDER 1 YR.	1 YEAR	2 YRS	3 YRS	4 YRS	5 YRS	6 YRS	7 YRS	8 YRS	9 YRS	10 YRS
OFFENSES AGAINST DECENCY, MORALITY, PEACE, AND GOOD ORDER											
SODOMY	-	1	1	-	1	4	-	2	-	-	2
PROSTITUTION	1	-	-	-	-	-	-	-	-	-	-
PLACE FEMALE FOR PROSTITUTION	-	-	-	-	-	1	-	-	-	-	-
MOLESTING; INDECENT LIBERTIES	-	-	-	1	-	5	1	-	-	-	-
INDECENT EXPOSURE	-	-	-	1	-	1	-	-	-	-	-
TRANSPORT FEMALE - IMMORAL	-	-	-	-	-	-	-	-	-	-	-
BIGAMY	-	-	-	-	-	1	-	-	-	-	-
DISCHARGE FIRE ARMS, EXPLOSIVE	-	-	-	-	-	-	-	-	-	-	-
MISUSE OF TELEPHONE	1	-	-	-	-	-	-	-	-	-	-
CARRYING CONCEALED WEAPONS	-	-	1	-	-	-	-	-	-	-	-
VIOLATING WEAPONS LAWS	-	-	-	-	-	-	-	-	-	-	-
BRANDISHING A FIREARM	1	-	-	-	-	-	1	-	-	-	-
POSSESSION OF FIRE ARMS	-	-	-	1	-	-	-	-	-	-	-
TOTAL OFFENSES AGAINST DECENCY MORALITY, PEACE, AND GOOD ORDER	3	1	2	3	1	12	2	2	-	-	2
OFFENSES AGAINST PUBLIC JUSTICE AND ADMINISTRATION											
CONSPIRACY TO COMMIT A CRIME	-	-	-	-	-	2	-	-	-	-	1
PERJURY	-	-	-	1	-	-	-	-	-	-	-
RESISTING ARREST	-	-	-	-	1	-	-	-	-	-	-
ACCESSORY AFTER FACT	-	-	-	-	-	-	-	-	-	-	1
ESCAPE - ATTEMPTED ESCAPE	1	-	1	-	-	-	-	-	-	-	-
TOTAL OFFENSES AGAINST PUBLIC JUSTICE AND ADMINISTRATION	1	-	1	1	1	2	-	-	-	-	2

TABLE III
 RECIDIVISTS (VIRGINIA) CONFINED IN THE VIRGINIA STATE CORRECTIONAL SYSTEM
 BY OFFENSE ACCORDING TO TERM OF SENTENCE*
 YEAR ENDED JUNE 30, 1981

11 YRS	12 YRS	13 YRS	14 YRS	15 YRS	16 YRS	17 YRS	18 YRS	19 YRS	20-24 YEARS	25-29 YEARS	30-39 YEARS	40-49 YEARS	OVER 49 YRS	LIFE	DEATH	TOTAL
-	1	-	-	-	-	-	-	1	1	1	2	2	-	-	-	19
-	-	-	-	-	-	-	-	-	-	-	-	-	-	-	-	1
-	-	-	-	-	-	-	-	-	-	-	-	-	-	-	-	1
1	-	-	-	-	-	-	-	-	-	-	-	-	-	-	-	8
-	-	-	-	-	-	-	-	-	-	-	-	-	-	-	-	2
-	-	-	-	-	1	-	-	-	-	-	-	-	-	-	-	1
-	-	-	-	-	-	-	-	-	-	-	-	-	-	-	-	1
1	-	-	-	-	-	-	-	-	-	-	-	-	-	-	-	1
-	-	-	-	-	-	-	-	-	-	-	-	-	-	-	-	1
-	-	-	-	-	-	-	-	-	-	-	-	-	-	-	-	1
-	-	-	-	-	-	-	-	-	1	-	1	-	1	-	-	3
-	-	-	-	-	-	1	-	-	-	-	-	-	-	-	-	3
1	-	-	-	-	-	-	-	-	-	1	1	-	1	-	-	5
3	1	-	-	-	1	1	-	1	2	2	4	2	2	-	-	47
-	-	-	-	1	-	-	-	-	1	-	-	-	-	-	-	5
-	-	-	-	-	-	-	-	-	-	-	-	-	-	-	-	1
-	-	-	-	-	-	-	-	-	-	-	-	-	-	-	-	1
-	-	-	-	-	-	-	-	-	-	-	1	-	-	-	-	2
-	-	-	-	-	-	-	-	-	-	-	-	-	-	-	-	2
-	-	-	-	1	-	-	-	-	1	-	1	-	-	-	-	11

TABLE III
 RECIDIVISTS (VIRGINIA) CONFINED IN THE VIRGINIA STATE CORRECTIONAL SYSTEM
 BY OFFENSE ACCORDING TO TERM OF SENTENCE *
 YEAR ENDED JUNE 30, 1981

OFFENSE	UNDER 1 YR.	1 YEAR	2 YRS	3 YRS	4 YRS	5 YRS	6 YRS	7 YRS	8 YRS	9 YRS	10 YRS
VIOLATIONS OF TRAFFIC AND VEHICLE LAWS											
DRIVING - INFLUENCE OF ALCOHOL	3	2	-	-	-	-	-	-	-	-	-
HIT AND RUN	-	-	1	-	-	-	-	1	-	-	-
DRIVING AFTER PERMIT REVOKED	-	-	-	-	-	1	-	-	-	-	-
HABITUAL OFFENDER	1	7	13	21	8	3	2	1	4	-	-
TOTAL VIOLATIONS OF TRAFFIC AND VEHICLE LAWS	4	9	14	21	8	4	2	2	4	-	-
OFFENSES AGAINST PUBLIC POLICY, ECONOMY, AND HEALTH											
VIOLATION OF NARCOTICS LAWS	1	3	6	8	10	22	17	14	9	5	20
TOTAL OFFENSES AGAINST PUBLIC POLICY, ECONOMY, AND HEALTH	1	3	6	8	10	22	17	14	9	5	20
GRAND TOTAL	34	56	86	110	134	232	149	121	143	88	176

*Sentences are shown to the nearest year, with six months or more being rounded up.

Each inmate is categorized by his most serious offense.
 All of the sentences received by an inmate are accumulated
 under just one offense category and may therefore actually
 reflect several different offenses.

TABLE III
 RECIDIVISTS (VIRGINIA) CONFINED IN THE VIRGINIA STATE CORRECTIONAL SYSTEM
 BY OFFENSE ACCORDING TO TERM OF SENTENCE *
 YEAR ENDED JUNE 30, 1981

11 YRS	12 YRS	13 YRS	14 YRS	15 YRS	16 YRS	17 YRS	18 YRS	19 YRS	20-24 YEARS	25-29 YEARS	30-39 YEARS	40-49 YEARS	OVER 49 YRS	LIFE	DEATH	TOTAL
-	-	-	-	-	-	-	-	-	-	-	-	-	-	-	-	5
-	1	-	-	-	-	-	-	-	-	-	-	-	-	-	-	3
-	-	-	-	-	-	-	-	-	-	-	-	-	-	-	-	1
1	-	-	-	-	1	-	-	-	-	-	-	-	-	-	-	52
1	1	-	-	-	1	-	-	-	-	-	-	-	-	-	-	61
3	6	8	8	11	8	6	5	5	10	8	13	5	8	-	-	219
3	6	8	8	11	8	6	5	5	10	8	13	5	8	-	-	219
120	88	75	71	89	70	65	44	41	262	152	187	114	124	146	9	2,994

TABLE IV
 RECIDIVISTS (VIRGINIA) CONFINED IN THE VIRGINIA STATE CORRECTIONAL SYSTEM
 BY SENTENCE ACCORDING TO RACE AND SEX
 YEAR ENDED JUNE 30, 1981

SENTENCE *	WHITE			NON-WHITE			GRAND TOTAL
	MALE	FEMALE	TOTAL	MALE	FEMALE	TOTAL	
UNDER ONE YEAR	16	1	17	16	1	17	34
1 YEAR	27	2	29	23	4	27	56
2 YEARS	44	1	45	38	3	41	86
3 YEARS	51	-	51	65	2	67	118
4 YEARS	56	1	57	73	4	77	134
5 YEARS	108	4	112	115	5	120	232
6 YEARS	65	2	67	77	5	82	149
7 YEARS	52	-	52	65	4	69	121
8 YEARS	59	2	61	81	1	82	143
9 YEARS	38	2	40	46	2	48	88
10 YEARS	64	-	64	110	2	112	176
11 YEARS	37	4	41	77	2	79	120
12 YEARS	27	-	27	61	-	61	88
13 YEARS	23	-	23	52	-	52	75
14 YEARS	20	-	20	51	-	51	71
15 YEARS	24	-	24	64	1	65	89
16 YEARS	20	1	21	49	-	49	70
17 YEARS	17	-	17	45	3	48	65
18 YEARS	15	-	15	29	-	29	44
19 YEARS	11	-	11	29	1	30	41
20 YEARS	34	-	34	60	-	60	94
21 YEARS	15	1	16	46	1	47	63
22 YEARS	16	-	16	29	-	29	45
23 YEARS	11	-	11	25	1	26	37
24 YEARS	9	1	10	13	-	13	23
25 YEARS	11	-	11	30	1	31	42
26 YEARS	7	-	7	30	-	30	37
27 YEARS	3	-	3	22	-	22	25
28 YEARS	6	-	6	22	-	22	28
29 YEARS	7	-	7	13	-	13	20
30 YEARS	11	-	11	22	-	22	33
31 YEARS	7	-	7	17	-	17	24
32 YEARS	5	-	5	13	-	13	18
33 YEARS	5	-	5	11	1	12	17
34 YEARS	10	-	10	13	-	13	23
35 YEARS	4	-	4	20	1	21	25
36 YEARS	1	-	1	8	-	8	9
37 YEARS	-	-	-	12	-	12	12
38 YEARS	5	-	5	11	-	11	16
39 YEARS	5	-	5	5	-	5	10
40 YEARS	5	-	5	19	-	19	24
41 YEARS	5	-	5	10	-	10	15
42 YEARS	4	-	4	14	-	14	18
43 YEARS	8	-	8	10	-	10	18
44 YEARS	2	-	2	5	-	5	7
45 YEARS	2	-	2	10	-	10	12
46 YEARS	2	-	2	3	-	3	5

TABLE IV
 RECIDIVISTS (VIRGINIA) CONFINED IN THE VIRGINIA STATE CORRECTIONAL SYSTEM
 BY SENTENCE ACCORDING TO RACE AND SEX
 YEAR ENDED JUNE 30, 1981

SENTENCE *	WHITE			NON-WHITE			GRAND TOTAL
	MALE	FEMALE	TOTAL	MALE	FEMALE	TOTAL	
47 YEARS	2	-	2	2	-	2	4
48 YEARS	-	-	-	5	-	5	5
49 YEARS	1	-	1	5	-	5	6
50 YEARS	3	-	3	12	1	13	16
51 YEARS	2	-	2	15	-	15	17
52 YEARS	1	-	1	3	-	3	4
53 YEARS	-	-	-	4	-	4	4
54 YEARS	1	-	1	4	-	4	5
55 YEARS	-	-	-	1	-	1	1
56 YEARS	1	-	1	3	1	4	5
58 YEARS	1	-	1	-	-	-	1
59 YEARS	2	-	2	1	-	1	3
60 YEARS	1	-	1	2	1	3	4
61 YEARS	-	-	-	3	-	3	3
62 YEARS	2	-	2	2	-	2	4
63 YEARS	-	-	-	2	-	2	2
64 YEARS	-	-	-	1	-	1	1
65 YEARS	2	-	2	3	-	3	5
66 YEARS	-	-	-	2	-	2	2
68 YEARS	-	-	-	1	-	1	1
70 YEARS	-	-	-	3	-	3	3
71 YEARS	-	-	-	2	-	2	2
72 YEARS	-	-	-	3	-	3	3
73 YEARS	1	-	1	2	-	2	3
74 YEARS	-	-	-	3	-	3	3
75 YEARS	-	-	-	1	-	1	1
76 YEARS	-	-	-	1	-	1	1
77 YEARS	2	-	2	-	-	-	2
78 YEARS	-	-	-	1	-	1	1
80 YEARS	-	-	-	2	-	2	2
81 YEARS	1	-	1	1	-	1	2
83 YEARS	1	-	1	-	-	-	1
84 YEARS	-	-	-	1	-	1	1
85 YEARS	-	-	-	1	-	1	1
86 YEARS	-	-	-	1	-	1	1
87 YEARS	1	-	1	-	-	-	1
88 YEARS	1	-	1	-	-	-	3
89 YEARS	2	-	2	1	-	1	1
90 YEARS	-	-	-	1	-	1	1
91 YEARS	-	-	-	1	-	1	1
96 YEARS	-	-	-	1	-	1	1
98 YEARS	-	-	-	1	-	1	1
99 YEARS AND ABOVE	4	-	4	6	-	6	10
LIFE	43	-	43	103	-	103	146
DEATH	2	-	2	7	-	7	9
GRAND TOTAL	1,051	22	1,073	1,873	48	1,921	2,994

*Sentences are shown to the nearest year, with six months or more being rounded up.

TABLE V
 RECIDIVISTS (VIRGINIA) CONFINED IN THE VIRGINIA STATE CORRECTIONAL SYSTEM
 BY OFFENSE ACCORDING TO RACE AND SEX
 YEAR ENDED JUNE 30, 1981

OFFENSE	WHITE			NON-WHITE			GRAND
	MALE	FEMALE	TOTAL	MALE	FEMALE	TOTAL	TOTAL
OFFENSES AGAINST PERSONS							
MURDER, 1ST DEGREE	48	-	48	105	-	105	153
MURDER, 2ND DEGREE	34	-	34	66	2	68	102
MURDER, DEGREE NOT SPECIFIED	10	-	10	32	1	33	43
MURDER, ATTEMPTED	6	-	6	18	-	18	24
MANSLAUGHTER, VOLUNTARY	5	-	5	7	1	8	13
MANSLAUGHTER, INVOLUNTARY	5	-	5	3	1	4	9
MANSLAUGHTER, ATTEMPTED	1	-	1	1	-	1	2
RAPE	36	-	36	85	-	85	121
RAPE, STATUTORY	4	-	4	3	-	3	7
RAPE, ATTEMPTED	9	-	9	16	-	16	25
ABDUCTION FOR PURPOSE OF RAPE	-	-	-	1	-	1	1
CARNAL KNOWLEDGE OF CHILD	1	-	1	2	-	2	3
ROBBERY, ARMED OR HIGHWAY	78	-	78	261	-	261	339
ROBBERY, BANK	1	-	1	4	-	4	5
ROBBERY, UNSPECIFIED	68	2	70	230	2	232	302
ROBBERY, ATTEMPTED	6	-	6	17	-	17	23
ASSAULT, FELONIOUS	23	-	23	66	2	68	91
ASSAULT WITH INTENT TO MAIM	2	-	2	3	-	3	5
MAIMING	10	-	10	37	1	38	48
SHOOT INTO OCCUPIED DWELLING	5	-	5	5	1	6	11
SHOOTING INTO OCCUPIED VEHICLE	2	-	2	1	-	1	3
ASSAULT AND BATTERY, SIMPLE	5	-	5	5	-	5	10
UNLAWFUL WOUNDING	2	-	2	6	1	7	9
THREATEN BODILY HARM	-	-	-	1	-	1	1
KIDNAPPING	1	-	1	1	-	1	2
ABDUCTION	11	-	11	9	-	9	20
ATTEMPTED KIDNAPPING	-	-	-	1	-	1	1
EXTORTION	1	-	1	1	-	1	2
TOTAL OFFENSES AGAINST PERSONS	374	2	376	987	12	999	1,375

TABLE V
 RECIDIVISTS (VIRGINIA) CONFINED IN THE VIRGINIA STATE CORRECTIONAL SYSTEM
 BY OFFENSE ACCORDING TO RACE AND SEX
 YEAR ENDED JUNE 30, 1981

OFFENSE	WHITE			NON-WHITE			GRAND
	MALE	FEMALE	TOTAL	MALE	FEMALE	TOTAL	TOTAL
OFFENSES AGAINST PROPERTY							
BURGLARY	227	1	228	303	-	303	531
BURGLARY, ATTEMPTED	2	-	2	4	-	4	6
POSSESSION OF BURGLARY TOOLS	1	-	1	2	-	2	3
BREAK AND ENTER	64	1	65	61	-	61	126
BREAK AND ENTER, ATTEMPTED	1	-	1	-	-	-	1
LARCENY, GRAND (EXCEPT AUTO)	113	3	116	143	9	152	268
LARCENY, CERTAIN FARM ANIMALS	-	-	-	1	-	1	1
ATTEMPTED LARCENY	-	-	-	5	-	5	5
LARCENY, PETTY	11	2	13	24	5	29	42
SHOPLIFTING	1	-	1	5	2	7	8
LARCENY, UNSPECIFIED	1	-	1	-	-	-	1
POSSESSION OF STOLEN GOODS	10	-	10	20	-	20	30
LARCENY, THEFT OF AUTO	24	-	24	22	-	22	46
USE OF AUTO WITHOUT AUTHORITY	11	-	11	14	-	14	25
FRAUD & CREDIT CARD THEFT	10	1	11	11	3	14	25
BAD CHECKS	3	2	5	3	-	3	8
EMBEZZLEMENT	1	-	1	-	-	-	1
ARSON	11	-	11	6	-	6	17
PROPERTY DAMAGE OR DESTRUCTION	3	-	3	-	-	-	3
THREATEN PROPERTY DESTRUCTION	-	-	-	1	-	1	1
TRESPASSING	-	-	-	-	1	1	1
FORGERY OF CHECKS, UTTERING	39	9	48	74	9	83	131
COUNTERFEITING, UTTERING	-	-	-	1	-	1	1
TOTAL OFFENSES AGAINST PROPERTY	533	19	552	700	29	729	1,281

TABLE V
 RECIDIVISTS (VIRGINIA) CONFINED IN THE VIRGINIA STATE CORRECTIONAL SYSTEM
 BY OFFENSE ACCORDING TO RACE AND SEX
 YEAR ENDED JUNE 30, 1981

OFFENSE	WHITE			NON-WHITE			GRAND TOTAL
	MALE	FEMALE	TOTAL	MALE	FEMALE	TOTAL	
OFFENSES AGAINST DECENCY, MORALITY, PEACE, AND GOOD ORDER							
SODOMY	11	-	11	8	-	8	19
PROSTITUTION	-	1	1	-	-	-	1
PLACE FEMALE FOR PROSTITUTION	-	-	-	1	-	1	1
MOLESTING; INDECENT LIBERTIES	5	-	5	3	-	3	8
INDECENT EXPOSURE	2	-	2	-	-	-	2
TRANSPORT FEMALE - IMMORAL	-	-	-	1	-	1	1
BIGAMY	1	-	1	-	-	-	1
DISCHARGE FIRE ARMS, EXPLOSIVE	1	-	1	-	-	-	1
MISUSE OF TELEPHONE	1	-	1	-	-	-	1
CARRYING CONCEALED WEAPONS	-	-	-	1	-	1	1
VIOLATING WEAPONS LAWS	-	-	-	3	-	3	3
BRANDISHING A FIREARM	1	-	1	2	-	2	3
POSSESSION OF FIRE ARMS	1	-	1	4	-	4	5
TOTAL OFFENSES AGAINST DECENCY MORALITY, PEACE, AND GOOD ORDER	23	1	24	23	-	23	47
OFFENSES AGAINST PUBLIC JUSTICE AND ADMINISTRATION							
CONSPIRACY TO COMMIT A CRIME	2	-	2	3	-	3	5
PERJURY	-	-	-	1	-	1	1
RESISTING ARREST	1	-	1	-	-	-	1
ACCESSORY AFTER FACT	1	-	1	1	-	1	2
ESCAPE - ATTEMPTED ESCAPE	1	-	1	1	-	1	2
TOTAL OFFENSES AGAINST PUBLIC JUSTICE AND ADMINISTRATION	5	-	5	6	-	6	11

TABLE V
 RECIDIVISTS (VIRGINIA) CONFINED IN THE VIRGINIA STATE CORRECTIONAL SYSTEM
 BY OFFENSE ACCORDING TO RACE AND SEX
 YEAR ENDED JUNE 30, 1981

OFFENSE	WHITE			NON-WHITE			GRAND TOTAL
	MALE	FEMALE	TOTAL	MALE	FEMALE	TOTAL	
VIOLATIONS OF TRAFFIC AND VEHICLE LAWS							
DRIVING - INFLUENCE OF ALCOHOL	4	-	4	1	-	1	5
HIT AND RUN	-	-	-	3	-	3	3
DRIVING AFTER PERMIT REVOKED	1	-	1	-	-	-	1
HABITUAL OFFENDER	33	-	33	19	-	19	52
TOTAL VIOLATIONS OF TRAFFIC AND VEHICLE LAWS	38	-	38	23	-	23	61
OFFENSES AGAINST PUBLIC POLICY, ECONOMY, AND HEALTH							
VIOLATION OF NARCOTICS LAWS	78	-	78	134	7	141	219
TOTAL OFFENSES AGAINST PUBLIC POLICY, ECONOMY, AND HEALTH	78	-	78	134	7	141	219
GRAND TOTAL	1,051	22	1,073	1,873	48	1,921	2,994

TABLE VI
 RECIDIVISTS (VIRGINIA) CONFINED IN THE VIRGINIA STATE CORRECTIONAL SYSTEM
 BY MILITARY SERVICE ACCORDING TO RACE AND SEX
 YEAR ENDED JUNE 30, 1981

MILITARY SERVICE	WHITE		TOTAL	NON-WHITE		TOTAL	GRAND TOTAL
	MALE	FEMALE		MALE	FEMALE		
NO MILITARY SERVICE	741	22	763	1,526	47	1,573	2,336
HONORABLE DISCHARGE	92	-	92	152	-	152	244
MEDICAL DISCHARGE	19	-	19	18	-	18	37
GENERAL DISCHARGE	75	-	75	56	-	56	131
UNDESIRABLE DISCHARGE	67	-	67	68	-	68	135
BAD CONDUCT DISCHARGE	17	-	17	2	-	2	19
DISHONORABLE DISCHARGE	15	-	15	16	-	16	31
MEMBER OF ARMED FORCES AT TIME OF OFFENSE	7	-	7	7	-	7	14
INFORMATION NOT AVAILABLE	18	-	18	28	1	29	47
GRAND TOTAL	1,051	22	1,073	1,873	48	1,921	2,994

TABLE VII
 RECIDIVISTS (VIRGINIA) CONFINED IN THE VIRGINIA STATE CORRECTIONAL SYSTEM
 BY PAROLE OR PARDON STATUS ACCORDING TO RACE AND SEX
 YEAR ENDED JUNE 30, 1981

PAROLE OR PARDON STATUS AT COMMITMENT	WHITE		TOTAL	NON-WHITE		TOTAL	GRAND TOTAL
	MALE	FEMALE		MALE	FEMALE		
ON PAROLE	430	7	437	791	12	803	1,240
ON CONDITIONAL PARDON	1	-	1	1	-	1	2
DISCHARGED FROM PAROLE	149	5	154	310	10	320	474
DISCHARGED FROM COND. PARDON	-	-	-	1	-	1	1
NONE OF THE ABOVE	471	10	481	770	26	796	1,277
GRAND TOTAL	1,051	22	1,073	1,873	48	1,921	2,994

TABLE VIII
 RECIDIVISTS (VIRGINIA) CONFINED IN THE VIRGINIA STATE CORRECTIONAL SYSTEM
 BY RELIGIOUS PREFERENCE ACCORDING TO RACE AND SEX
 YEAR ENDED JUNE 30, 1981

RELIGIOUS PREFERENCE	WHITE		TOTAL	NON-WHITE		TOTAL	GRAND TOTAL
	MALE	FEMALE		MALE	FEMALE		
PROTESTANT	575	17	592	1,150	32	1,182	1,774
CATHOLIC	70	1	71	55	1	56	127
HEBREW	1	-	1	2	-	2	3
MOSLEM	-	-	-	10	-	10	10
MUSLIM	1	-	1	92	2	94	95
OTHER	46	1	47	65	2	67	114
NO PREFERENCE	319	3	322	441	9	450	772
INFORMATION NOT AVAILABLE	39	-	39	58	2	60	99
GRAND TOTAL	1,051	22	1,073	1,873	48	1,921	2,994

TABLE IX
 RECIDIVISTS (VIRGINIA) CONFINED IN THE VIRGINIA STATE CORRECTIONAL SYSTEM
 BY TESTED EDUCATIONAL LEVEL AT COMMITMENT ACCORDING TO RACE AND SEX
 YEAR ENDED JUNE 30, 1981

EDUCATION	WHITE		TOTAL	NON-WHITE		TOTAL	GRAND TOTAL
	MALE	FEMALE		MALE	FEMALE		
ILLITERATE - BEGINNER (0.0 - 4.9)	183	-	183	589	5	594	777
INTERMEDIATE (5.0 - 8.9)	490	11	501	860	24	884	1,385
ADVANCED (9.0 - 11.9)	191	6	197	126	9	135	332
HIGH SCHOOL AND ABOVE (12.0 AND ABOVE)	30	2	32	7	-	7	39
NOT TESTED	157	3	160	291	10	301	461
GRAND TOTAL	1,051	22	1,073	1,873	48	1,921	2,994

TABLE X
 RECIDIVISTS (VIRGINIA) CONFINED IN THE VIRGINIA STATE CORRECTIONAL SYSTEM
 BY INTELLIGENCE ACCORDING TO RACE AND SEX
 YEAR ENDED JUNE 30, 1981

INTELLIGENCE	WHITE		TOTAL	NON-WHITE		TOTAL	GRAND TOTAL
	MALE	FEMALE		MALE	FEMALE		
SEVERELY RETARDED	10	-	10	32	-	32	42
MODERATELY RETARDED	51	-	51	169	7	176	227
BORDERLINE	93	2	95	280	8	288	383
DULL NORMAL	158	5	163	425	10	435	598
NORMAL	441	9	450	714	10	724	1,174
BRIGHT NORMAL	186	1	187	131	2	133	320
SUPERIOR	50	1	51	17	-	17	68
NOT TESTED	62	4	66	105	11	116	182
GRAND TOTAL	1,051	22	1,073	1,873	48	1,921	2,994

TABLE XI
 RECIDIVISTS (VIRGINIA) CONFINED IN THE VIRGINIA STATE CORRECTIONAL SYSTEM
 BY STATUS OF PARENTS ACCORDING TO RACE AND SEX
 YEAR ENDED JUNE 30, 1981

STATUS OF PARENTS	WHITE		TOTAL	NON-WHITE		TOTAL	GRAND TOTAL
	MALE	FEMALE		MALE	FEMALE		
LIVING TOGETHER	315	7	322	374	6	380	702
SEPARATED	38	1	39	227	5	232	271
DIVORCED	231	3	234	212	10	222	456
NOT MARRIED	21	1	22	271	11	282	304
ONE PARENT DECEASED	314	6	320	572	11	583	903
BOTH PARENTS DECEASED	112	1	113	187	5	192	305
INFORMATION NOT AVAILABLE	20	3	23	30	-	30	53
GRAND TOTAL	1,051	22	1,073	1,873	48	1,921	2,994

TABLE XII
 RECIDIVISTS (VIRGINIA) CONFINED IN THE VIRGINIA STATE CORRECTIONAL SYSTEM
 BY MARITAL STATUS ACCORDING TO RACE AND SEX
 YEAR ENDED JUNE 30, 1981

MARITAL STATUS	WHITE		TOTAL	NON-WHITE		TOTAL	GRAND TOTAL
	MALE	FEMALE		MALE	FEMALE		
SINGLE	464	7	471	1,165	18	1,183	1,654
MARRIED	272	4	276	336	7	343	619
SEPARATED	100	5	105	184	12	196	301
DIVORCED	193	5	198	147	7	154	352
WIDOWED	12	1	13	29	4	33	46
INFORMATION NOT AVAILABLE	10	-	10	12	-	12	22
GRAND TOTAL	1,051	22	1,073	1,873	48	1,921	2,994

TABLE XIII
 RECIDIVISTS (VIRGINIA) CONFINED IN THE VIRGINIA STATE CORRECTIONAL SYSTEM
 BY JUVENILE RECORD ACCORDING TO RACE AND SEX
 YEAR ENDED JUNE 30, 1981

JUVENILE RECORD	WHITE			NON-WHITE			GRAND TOTAL
	MALE	FEMALE	TOTAL	MALE	FEMALE	TOTAL	
NO PREVIOUS JUVENILE RECORD	384	16	400	622	28	650	1,050
YES, OTHER THAN STATE WARD	226	2	228	391	9	400	628
STATE WARD, TRAINING SCHOOL	361	4	365	722	7	729	1,094
STATE WARD, OTHER	37	-	37	58	1	59	96
INFORMATION NOT AVAILABLE	43	-	43	80	3	83	126
GRAND TOTAL	1,051	22	1,073	1,873	48	1,921	2,994

TABLE XIV
 RECIDIVISTS (VIRGINIA) CONFINED IN THE VIRGINIA STATE CORRECTIONAL SYSTEM
 BY DRUG AND ALCOHOL HABITS ACCORDING TO RACE AND SEX
 YEAR ENDED JUNE 30, 1981

DRUG AND ALCOHOL HABITS	WHITE			NON-WHITE			GRAND TOTAL
	MALE	FEMALE	TOTAL	MALE	FEMALE	TOTAL	
HEAVY ALCOHOL USER	290	1	291	316	6	322	613
OCCASIONAL ALCOHOL USER	86	3	89	234	4	238	327
NO RECORD OF ALCOHOL OR DRUGS	38	11	49	130	6	136	185
DRUG USER	57	2	59	268	21	289	348
DRUG & HEAVY ALCOHOL USER	421	1	422	375	5	380	802
DRUG & OCCASIONAL ALCOHOL USER	120	3	123	420	3	423	546
OCCASIONAL MARIJUANA/ALCOHOL	19	1	20	87	1	88	108
INFORMATION NOT AVAILABLE	20	-	20	43	2	45	65
GRAND TOTAL	1,051	22	1,073	1,873	48	1,921	2,994

TABLE XV
 RECIDIVISTS (VIRGINIA) CONFINED IN THE VIRGINIA STATE CORRECTIONAL SYSTEM
 BY PREVIOUS VA. FELONY SENTENCES SERVED ACCORDING TO RACE AND SEX
 YEAR ENDED JUNE 30, 1981

NUMBER OF PREVIOUS VIRGINIA FELONY SENTENCES SERVED	WHITE			NON-WHITE			GRAND TOTAL
	MALE	FEMALE	TOTAL	MALE	FEMALE	TOTAL	
0	-	-	-	-	-	-	-
1	671	19	690	1,120	32	1,152	1,842
2	250	3	253	514	12	526	779
3	99	-	99	187	3	190	289
4	26	-	26	43	1	44	70
5	4	-	4	6	-	6	10
6	1	-	1	1	-	1	2
7	-	-	-	-	-	-	-
8	-	-	-	1	-	1	1
9	-	-	-	1	-	1	1
GRAND TOTAL	1,051	22	1,073	1,873	48	1,921	2,994

SECTION G
FELON RECIDIVISTS
(VIRGINIA AND/OR ELSEWHERE)
CONFINED

Preceding page blank

TABLE I
 RECIDIVISTS (VA. AND/OR ELSEWHERE) CONFINED IN THE VIRGINIA STATE CORRECTIONAL SYSTEM
 BY AGE GROUP ACCORDING TO RACE AND SEX
 YEAR ENDED JUNE 30, 1981

AGE	WHITE			NON-WHITE			GRAND TOTAL
	MALE	FEMALE	TOTAL	MALE	FEMALE	TOTAL	
17	-	-	-	2	-	2	2
18	2	-	2	6	-	6	8
19	7	-	7	8	-	8	15
20	19	1	20	24	3	27	47
21	40	2	42	39	-	39	81
22	56	-	56	74	1	75	131
23	66	2	68	81	1	82	150
24	70	3	73	83	4	87	160
25	71	1	72	117	3	120	192
26	68	3	71	129	4	133	204
27	93	1	94	117	3	120	214
28	67	1	68	136	3	139	207
29	67	3	70	126	5	131	201
30	61	-	61	129	6	135	196
31	52	3	55	124	2	126	181
32	58	-	58	103	3	106	164
33	40	-	40	104	3	107	147
34	43	3	46	87	-	87	133
35	32	-	32	68	1	69	101
36	41	1	42	65	2	67	109
37	41	-	41	50	2	52	93
38	32	-	32	53	2	55	87
39	26	-	26	54	1	55	81
40	23	-	23	47	-	47	70
41	27	1	28	43	2	45	73
42	28	-	28	37	-	37	65
43	20	-	20	25	-	25	45
44	19	-	19	22	3	25	44
45	33	-	33	24	-	24	57
46	18	-	18	26	1	27	45
47	20	-	20	22	-	22	42
48	20	-	20	16	1	17	37
49	19	-	19	20	-	20	39
50	12	-	12	17	-	17	29
51	11	1	12	11	-	11	23
52	10	-	10	12	2	14	24
53	7	-	7	15	-	15	22
54	4	-	4	10	-	10	14
55	7	-	7	8	-	8	15
56	5	-	5	4	-	4	9
57	5	-	5	11	1	12	17
58	8	-	8	10	-	10	18
59	5	-	5	11	-	11	16
60	2	-	2	8	-	8	10
61	1	-	1	6	-	6	7
62	2	-	2	5	-	5	7
63	4	-	4	3	-	3	7
64	2	-	2	5	-	5	7
65	3	-	3	2	-	2	5
66	-	-	-	4	-	4	4
67	2	-	2	2	-	2	4
68	-	-	-	2	-	2	2
69	2	-	2	1	-	1	3
70	2	-	2	1	-	1	3
71	-	-	-	1	-	1	1
72	1	-	1	1	-	1	2
75	1	-	1	-	-	-	1
76	-	-	-	2	-	2	2
TOTAL	1,375	26	1,401	2,213	59	2,272	3,673

TABLE II
 RECIDIVISTS (VA. AND/OR ELSEWHERE) CONFINED IN THE VIRGINIA STATE CORRECTIONAL SYSTEM
 BY LOCATION OF COMMITTING COURT ACCORDING TO RACE AND SEX
 YEAR ENDED JUNE 30, 1981

COMMITTING COURT	WHITE		TOTAL	NON-WHITE		TOTAL	GRAND TOTAL
	MALE	FEMALE		MALE	FEMALE		
COUNTIES							
ACCOMACK	8	-	8	12	-	12	20
ALBEMARLE	14	-	14	12	-	12	26
ALLEGHANY	2	-	2	1	-	1	3
AMELIA	3	-	3	1	-	1	4
AMHERST	10	-	10	9	-	9	19
APPOMATTOX	1	-	1	2	-	2	3
ARLINGTON	36	-	36	66	2	68	104
AUGUSTA	12	-	12	8	-	8	20
BATH	1	-	1	-	-	-	1
BEDFORD COUNTY	7	-	7	3	-	3	10
BLAND	1	-	1	1	-	1	2
BOTETOURT	5	-	5	-	-	-	5
BRUNSWICK	2	-	2	4	-	4	6
BUCHANAN	20	-	20	-	-	-	20
BUCKINGHAM	3	-	3	1	-	1	4
CAMPBELL	5	-	5	7	-	7	12
CAROLINE	3	-	3	7	-	7	10
CARROLL	18	-	18	4	-	4	22
CHARLES CITY	-	-	-	3	-	3	3
CHARLOTTE	1	1	2	3	-	3	5
CHESTERFIELD	24	1	25	29	1	30	55
CLARKE	3	-	3	2	-	2	5
CRAIG	-	-	-	-	-	-	-

TABLE II
 RECIDIVISTS (VA. AND/OR ELSEWHERE) CONFINED IN THE VIRGINIA STATE CORRECTIONAL SYSTEM
 BY LOCATION OF COMMITTING COURT ACCORDING TO RACE AND SEX
 YEAR ENDED JUNE 30, 1981

COMMITTING COURT	WHITE		TOTAL	NON-WHITE		TOTAL	GRAND TOTAL
	MALE	FEMALE		MALE	FEMALE		
COUNTIES							
CULPEPER	11	-	11	9	-	9	20
CUMBERLAND	1	-	1	-	-	-	1
DICKENSON	-	-	-	-	-	-	-
DYNNWIDDIE	2	-	2	3	-	3	5
ESSEX	-	-	-	5	-	5	5
FAIRFAX COUNTY	108	1	109	91	1	92	201
FAUQUIER	2	-	2	3	-	3	5
FLOYD	1	-	1	-	-	-	1
FLUVANNA	3	-	3	-	-	-	3
FRANKLIN COUNTY	15	-	15	7	-	7	22
FREDERICK	5	-	5	-	-	-	5
GILES	5	-	5	-	-	-	5
GLOUCESTER	5	-	5	1	-	1	6
GOOCHLAND	-	-	-	2	-	2	2
GRAYSUN	4	-	4	1	-	1	5
GREENE	3	-	3	1	-	1	4
GREENSVILLE	3	-	3	12	1	13	16
HALIFAX	10	-	10	7	-	7	17
HANOVER	9	-	9	9	-	9	18
HENRICO	43	1	44	48	3	51	95
HENRY	23	1	24	24	-	24	48
HIGHLAND	-	-	-	-	-	-	-
ISLE OF WIGHT	1	-	1	11	-	11	12

TABLE II
 RECIDIVISTS (VA. AND/OR ELSEWHERE) CONFINED IN THE VIRGINIA STATE CORRECTIONAL SYSTEM
 BY LOCATION OF COMMITTING COURT ACCORDING TO RACE AND SEX
 YEAR ENDED JUNE 30, 1981

COMMITTING COURT	WHITE		TOTAL	NON-WHITE		TOTAL	GRAND TOTAL
	MALE	FEMALE		MALE	FEMALE		
COUNTIES							
JAMES CITY	-	-	-	1	-	1	1
KING AND QUEEN	-	-	-	1	-	1	1
KING GEORGE	3	-	3	3	-	3	6
KING WILLIAM	2	-	2	2	-	2	4
LANCASTER	1	-	1	1	-	1	2
LEE	2	-	2	-	-	-	2
LOUDOWN	14	-	14	4	-	4	18
LOUISA	1	-	1	3	-	3	4
LUNENBURG	-	-	-	3	-	3	3
MADISON	3	-	3	1	-	1	4
MATHEWS	3	-	3	-	-	-	3
MECKLENBURG	6	-	6	18	-	18	24
MIDDLESEX	1	-	1	1	-	1	2
MONTGOMERY	16	-	16	4	-	4	20
NANSEMOND	2	-	2	5	-	5	7
NELSON	5	-	5	4	-	4	9
NEW KENT	-	-	-	-	-	-	-
NORTHAMPTON	2	-	2	16	-	16	18
NORTHUMBERLAND	1	-	1	7	-	7	8
NOTTOWAY	-	-	-	4	1	5	5
ORANGE	6	-	6	4	-	4	10
PAGE	8	-	8	1	-	1	9
PATRICK	16	-	16	2	-	2	18

TABLE II
 RECIDIVISTS (VA. AND/OR ELSEWHERE) CONFINED IN THE VIRGINIA STATE CORRECTIONAL SYSTEM
 BY LOCATION OF COMMITTING COURT ACCORDING TO RACE AND SEX
 YEAR ENDED JUNE 30, 1981

COMMITTING COURT	WHITE		TOTAL	NON-WHITE		TOTAL	GRAND TOTAL
	MALE	FEMALE		MALE	FEMALE		
COUNTIES							
PITTSYLVANIA	15	-	15	21	-	21	36
POWHATAN	3	-	3	6	-	6	9
PRINCE EDWARD	1	-	1	4	-	4	5
PRINCE GEORGE	7	-	7	5	-	5	12
PRINCE WILLIAM	40	-	40	18	1	19	59
PULASKI	12	-	12	4	-	4	16
RAPPAHANNOCK	2	-	2	-	-	-	2
RICHMOND COUNTY	-	-	-	5	-	5	5
ROANOKE COUNTY	28	1	29	11	-	11	40
ROCKBRIDGE	3	-	3	-	-	-	3
ROCKINGHAM	15	1	16	6	-	6	22
RUSSELL	5	-	5	-	-	-	5
SCOTT	3	-	3	-	-	-	3
SHENANDOAH	2	1	3	-	-	-	3
SMYTH	11	-	11	1	1	2	13
SOUTHAMPTON	1	-	1	21	-	21	22
SPOTSYLVANIA	6	-	6	1	-	1	7
STAFFORD	13	-	13	4	-	4	17
SURRY	-	-	-	1	-	1	1
SUSSEX	3	-	3	7	-	7	10
TAZEWELL	9	1	10	1	-	1	11
WARREN	9	-	9	3	-	3	12
WASHINGTON	15	-	15	3	-	3	18

TABLE II
 RECIDIVISTS (VA. AND/OR ELSEWHERE) CONFINED IN THE VIRGINIA STATE CORRECTIONAL SYSTEM
 BY LOCATION OF COMMITTING COURT ACCORDING TO RACE AND SEX
 YEAR ENDED JUNE 30, 1981

COMMITTING COURT	WHITE			NON-WHITE			GRAND TOTAL
	MALE	FEMALE	TOTAL	MALE	FEMALE	TOTAL	
COUNTIES							
WESTMORELAND	1	-	1	3	-	3	4
WISE	7	-	7	-	-	-	7
WYTHE	7	-	7	2	-	2	9
YORK	11	-	11	10	-	10	21
TOTAL COUNTIES	754	9	763	631	11	642	1,405
CITIES							
ALEXANDRIA	13	-	13	89	3	92	105
BEDFORD CITY	2	-	2	1	-	1	3
BRISTOL	8	-	8	4	-	4	12
BUENA VISTA	4	-	4	1	-	1	5
CHARLOTTESVILLE	14	-	14	22	-	22	36
CHESAPEAKE	25	1	26	47	1	48	74
CLIFTON FORGE	1	-	1	-	-	-	1
COLONIAL HEIGHTS	4	-	4	2	-	2	6
COVINGTON	-	-	-	-	-	-	-
DANVILLE	33	1	34	46	1	47	81
EMPORIA	-	-	-	-	-	-	-
FAIRFAX CITY	3	-	3	2	-	2	5
FALLS CHURCH	-	-	-	-	-	-	-
FRANKLIN CITY	1	-	1	-	-	-	1
FREDERICKSBURG	4	-	4	7	-	7	11
GALAX	1	-	1	-	-	-	1

TABLE II
 RECIDIVISTS (VA. AND/OR ELSEWHERE) CONFINED IN THE VIRGINIA STATE CORRECTIONAL SYSTEM
 BY LOCATION OF COMMITTING COURT ACCORDING TO RACE AND SEX
 YEAR ENDED JUNE 30, 1981

COMMITTING COURT	WHITE			NON-WHITE			GRAND TOTAL
	MALE	FEMALE	TOTAL	MALE	FEMALE	TOTAL	
CITIES							
HAMPTON	21	-	21	57	1	58	79
HARRISONBURG	-	-	-	-	-	-	-
HOPEWELL	1	-	1	2	-	2	3
LEXINGTON	-	-	-	-	-	-	-
LYNCHBURG	42	2	44	46	3	49	93
MARTINSVILLE	13	1	14	22	2	24	38
NEWPORT NEWS	32	-	32	84	2	86	118
NORFOLK	78	3	81	269	8	277	358
NORTON	-	-	-	2	-	2	2
PETERSBURG	11	-	11	82	2	84	95
PORTSMOUTH	19	1	20	127	6	133	153
RADFORD	2	-	2	1	-	1	3
RICHMOND CITY	109	2	111	468	18	486	597
ROANOKE CITY	80	-	80	53	-	53	133
SALEM	8	1	9	9	-	9	18
SOUTH BOSTON	-	-	-	-	-	-	-
STAUNION	8	1	9	3	-	3	12
SUFFOLK	8	-	8	60	-	60	68
VIRGINIA BEACH	43	2	45	52	1	53	98
WAYNESBORO	6	-	6	-	-	-	6
WILLIAMSBURG	10	2	12	20	-	20	32
WINCHESTER	11	-	11	1	-	1	12
TOTAL CITIES	615	17	632	1,579	48	1,627	2,259
OUT OF STATE	6	-	6	3	-	3	9
GRAND TOTAL	1,375	26	1,401	2,213	59	2,272	3,673

TABLE III
 RECIDIVISTS (VA. AND/OR ELSEWHERE) CONFINED IN THE VIRGINIA STATE CORRECTIONAL SYSTEM
 BY OFFENSE ACCORDING TO TERM OF SENTENCE*
 YEAR ENDED JUNE 30, 1981

OFFENSE	UNDER 1 YR.	1 YEAR	2 YRS	3 YRS	4 YRS	5 YRS	6 YRS	7 YRS	8 YRS	9 YRS	10 YRS
OFFENSES AGAINST PERSONS											
MURDER, 1ST DEGREE	-	-	-	-	-	-	-	-	-	-	-
MURDER, 2ND DEGREE	-	-	-	-	-	4	3	1	-	3	7
MURDER, DEGREE NOT SPECIFIED	-	-	-	-	-	-	1	-	-	-	-
MURDER, ATTEMPTED	-	1	-	-	-	1	1	2	1	1	1
MANSLAUGHTER, VOLUNTARY	-	-	-	1	-	1	3	2	-	2	5
MANSLAUGHTER, INVOLUNTARY	-	-	1	-	-	5	-	-	-	1	2
MANSLAUGHTER, UNSPECIFIED	-	-	-	-	-	-	-	-	-	-	1
MANSLAUGHTER, ATTEMPTED	-	-	-	-	1	-	-	-	1	-	-
RAPE	-	-	1	-	1	5	1	3	4	1	8
RAPE, STATUTORY	-	-	-	-	-	2	-	-	-	-	2
RAPE, ATTEMPTED	-	-	-	-	-	-	1	1	3	2	2
ABDUCTION FOR PURPOSE OF RAPE	-	-	-	-	-	-	-	-	-	-	-
CARNAL KNOWLEDGE OF CHILD	-	-	-	1	-	1	-	-	1	-	-
ROBBERY, ARMED OR HIGHWAY	1	-	2	1	4	13	14	4	18	10	26
ROBBERY, BANK	-	-	-	-	-	-	-	1	1	-	2
ROBBERY, UNSPECIFIED	-	1	1	3	4	21	10	9	14	9	22
ROBBERY, ATTEMPTED	-	-	1	2	1	1	1	2	2	2	2
ASSAULT, FELONIOUS	-	1	1	4	5	11	7	1	3	3	8
ASSAULT WITH INTENT TO MAIM	-	-	-	2	-	3	-	-	-	-	1
MAIMING	-	-	-	3	1	3	4	3	4	2	1
SHOOT INTO OCCUPIED DWELLING	-	-	1	2	1	1	-	-	1	1	1
SHOOTING INTO OCCUPIED VEHICLE	-	-	-	-	-	-	-	-	-	-	2
ASSAULT AND BATTERY, SIMPLE	3	2	1	2	1	-	-	-	-	-	-
UNLAWFUL WOUNDING	-	-	1	4	1	3	-	1	1	-	-
THREATEN BODILY HARM	-	-	1	-	-	-	-	-	-	-	-
KIDNAPPING	-	-	-	-	-	-	-	-	-	-	1
ABDUCTION	-	-	1	-	-	1	1	-	2	1	-
ATTEMPTED KIDNAPPING	-	-	-	-	1	-	-	-	-	-	1
EXTORTION	-	-	-	-	-	-	-	-	-	-	-
TOTAL OFFENSES AGAINST PERSONS	4	5	12	25	21	76	47	30	56	38	95

TABLE III
 RECIDIVISTS (VA. AND/OR ELSEWHERE) CONFINED IN THE VIRGINIA STATE CORRECTIONAL SYSTEM
 BY OFFENSE ACCORDING TO TERM OF SENTENCE*
 YEAR ENDED JUNE 30, 1981

11 YRS	12 YRS	13 YRS	14 YRS	15 YRS	16 YRS	17 YRS	18 YRS	19 YRS	20-24 YEARS	25-29 YEARS	30-39 YEARS	40-49 YEARS	OVER 49 YRS	LIFE	DEATH	TOTAL
2	1	-	-	1	1	-	1	-	9	11	14	24	26	112	13	215
2	-	4	1	11	6	4	6	1	37	9	11	9	-	1	-	120
-	-	2	-	2	1	-	-	-	6	6	2	9	7	23	1	60
1	-	-	-	1	1	-	-	-	6	2	3	2	1	2	-	27
-	1	-	-	1	-	-	-	-	-	-	-	-	-	-	-	16
-	-	-	1	1	-	-	-	-	-	-	-	-	-	-	-	11
-	-	-	-	-	-	-	-	-	-	-	-	-	-	-	-	1
-	-	-	-	-	-	-	-	-	-	-	-	-	-	-	-	2
2	3	1	3	2	2	1	2	1	13	7	20	16	32	34	-	163
1	1	-	-	-	1	-	-	-	2	-	-	-	-	-	-	9
-	-	-	-	1	-	1	-	2	2	1	4	4	5	2	-	31
-	-	-	-	-	-	-	-	-	-	1	1	-	1	-	-	3
-	-	-	-	-	-	-	-	-	-	-	-	-	-	-	-	3
20	14	8	14	16	14	14	8	10	53	36	47	28	31	18	-	424
-	-	1	-	-	-	1	-	-	1	-	1	1	1	-	-	10
17	20	9	8	14	12	13	10	6	57	30	42	26	23	8	-	389
2	-	2	-	1	-	1	1	-	1	1	3	1	-	-	-	27
3	2	4	3	2	4	3	1	1	10	13	8	2	2	1	-	103
-	-	-	-	-	-	-	-	-	-	-	-	-	-	-	-	6
-	2	2	2	2	2	-	1	1	14	2	3	2	2	1	-	57
-	1	-	-	-	1	-	1	1	-	-	-	-	-	-	-	12
-	-	-	1	-	-	-	-	-	-	-	-	-	-	-	-	3
1	-	-	-	-	-	-	-	-	-	-	-	-	-	-	-	10
1	-	-	-	-	-	-	-	-	-	-	-	-	-	-	-	12
-	-	-	-	-	-	-	-	-	-	-	-	-	-	-	-	1
-	-	-	-	1	-	-	-	-	-	-	-	1	-	-	-	3
1	1	-	1	3	-	1	-	-	7	3	3	1	1	1	-	29
-	-	-	-	-	-	-	-	-	-	-	-	-	-	-	-	2
-	-	-	-	-	1	-	-	-	-	1	-	-	-	-	-	2
53	46	33	34	60	45	39	31	23	218	124	162	126	132	203	14	1,751

TABLE III
 RECIDIVISTS (VA. AND/OR ELSEWHERE) CONFINED IN THE VIRGINIA STATE CORRECTIONAL SYSTEM
 BY OFFENSE ACCORDING TO TERM OF SENTENCE*
 YEAR ENDED JUNE 30, 1981

OFFENSE	UNDER 1 YR.	1 YEAR	2 YRS	3 YRS	4 YRS	5 YRS	6 YRS	7 YRS	8 YRS	9 YRS	10 YRS
OFFENSES AGAINST PROPERTY											
BURGLARY	2	3	22	29	44	72	46	29	36	27	37
BURGLARY, ATTEMPTED	-	1	1	2	-	-	-	-	1	-	-
POSSESSION OF BURGLARY TOOLS	-	-	1	-	-	2	-	1	-	-	-
BREAK AND ENTER	-	4	6	4	8	12	10	9	12	7	16
BREAK AND ENTER, ATTEMPTED	-	-	-	-	-	-	1	-	-	-	-
LARCENY, GRAND (EXCEPT AUTO)	3	12	9	21	28	36	23	29	23	14	24
LARCENY, CERTAIN FARM ANIMALS	-	-	-	-	-	1	-	-	-	-	-
ATTEMPTED LARCENY	-	-	3	-	1	1	-	1	-	-	-
LARCENY, PETTY	10	5	9	5	4	2	2	1	1	1	-
SHOPLIFTING	2	1	3	-	1	2	-	1	-	-	-
LARCENY, UNSPECIFIED	-	-	-	1	-	-	-	-	-	-	-
POSSESSION OF STOLEN GOODS	-	-	2	4	-	3	4	2	3	-	2
LARCENY, THEFT OF AUTO	-	1	2	5	7	10	4	1	8	1	4
USE OF AUTO WITHOUT AUTHORITY	2	3	5	5	2	5	2	2	-	-	2
FRAUD & CREDIT CARD THEFT	1	2	1	1	6	3	1	4	3	2	-
BAD CHECKS	1	3	-	-	2	2	-	1	-	-	-
EMBEZZLEMENT	-	-	-	-	-	-	-	1	-	-	-
ARSON	-	-	2	2	2	3	1	-	-	1	3
PROPERTY DAMAGE OR DESTRUCTION	-	-	-	-	-	1	-	-	-	1	-
THREATEN PROPERTY DESTRUCTION	-	1	-	-	-	-	-	-	-	-	-
TRESPASSING	-	1	-	-	-	-	-	-	-	-	-
FORGERY OF CHECKS, UTTERING	-	4	7	18	18	17	14	10	7	4	17
COUNTERFEITING, UTTERING	-	-	-	-	-	-	-	-	-	-	-
TOTAL OFFENSES AGAINST PROPERTY	21	41	73	95	123	172	108	92	94	58	105

TABLE III
 RECIDIVISTS (VA. AND/OR ELSEWHERE) CONFINED IN THE VIRGINIA STATE CORRECTIONAL SYSTEM
 BY OFFENSE ACCORDING TO TERM OF SENTENCE*
 YEAR ENDED JUNE 30, 1981

11 YRS	12 YRS	13 YRS	14 YRS	15 YRS	16 YRS	17 YRS	18 YRS	19 YRS	20-24 YEARS	25-29 YEARS	30-39 YEARS	40-49 YEARS	OVER 49 YRS	LIFE	DEATH	TOTAL
39	25	17	17	28	12	14	6	4	46	27	32	2	4	2	-	622
-	-	1	7	-	-	-	-	-	-	-	-	-	-	-	-	6
-	-	-	-	-	-	-	-	-	-	-	-	-	-	-	-	4
9	5	7	6	2	4	4	1	1	13	3	5	2	3	-	-	153
-	-	-	-	-	-	-	-	-	-	-	-	-	-	-	-	1
6	12	8	19	7	8	3	3	8	10	9	9	3	3	1	-	322
-	-	-	-	-	-	-	-	-	-	-	-	-	-	-	-	1
-	-	-	-	-	-	-	-	-	1	-	-	1	-	-	-	8
-	1	-	-	-	-	-	1	-	-	-	-	-	-	-	-	42
-	-	-	-	-	-	-	-	-	-	-	-	-	-	-	-	10
-	-	-	-	-	-	-	-	-	-	-	-	-	-	-	-	1
1	1	1	2	-	-	1	-	-	4	3	1	-	-	-	-	34
1	5	1	2	1	-	1	-	-	1	-	2	1	-	1	-	59
-	-	1	-	-	-	-	1	-	1	1	-	-	-	-	-	32
1	1	-	-	2	1	-	-	1	-	-	-	-	-	-	-	30
1	-	-	-	-	-	-	-	-	-	1	-	-	-	-	-	11
-	-	-	-	-	-	-	-	-	-	-	-	-	-	-	-	1
-	-	3	-	-	1	1	-	-	2	1	-	-	-	-	-	22
-	-	-	-	-	-	-	-	-	-	-	1	-	-	-	-	3
-	-	-	-	-	-	-	-	-	-	-	-	-	-	-	-	1
-	-	-	-	-	-	-	-	-	-	-	-	-	-	-	-	1
10	6	3	3	3	6	4	-	2	10	3	3	-	-	-	-	167
-	-	-	-	-	-	-	-	-	-	-	-	-	1	-	-	1
68	56	42	40	43	32	28	12	16	88	48	53	9	11	4	-	1,532

TABLE III
 RECIDIVISTS (VA. AND/OR ELSEWHERE) CONFINED IN THE VIRGINIA STATE CORRECTIONAL SYSTEM
 BY OFFENSE ACCORDING TO TERM OF SENTENCE *
 YEAR ENDED JUNE 30, 1981

OFFENSE	UNDER 1 YR.	1 YEAR	2 YRS	3 YRS	4 YRS	5 YRS	6 YRS	7 YRS	8 YRS	9 YRS	10 YRS
OFFENSES AGAINST DECENCY, MORALITY, PEACE, AND GOOD ORDER											
SODOMY	-	1	1	-	1	5	1	2	1	-	4
PROSTITUTION	1	-	-	-	-	-	-	-	-	-	-
PANDERING AND SOLICITING	-	-	-	-	-	1	-	-	-	-	-
PLACE FEMALE FOR PROSTITUTION	-	-	-	-	-	1	1	-	-	-	-
MOLESTING; INDECENT LIBERTIES	-	-	-	1	-	6	1	-	-	-	-
INDECENT EXPOSURE	-	-	-	2	-	1	-	-	-	-	1
TRANSPORT FEMALE - IMMORAL	-	-	-	-	-	-	-	-	-	-	-
BIGAMY	-	-	-	-	-	1	-	-	-	-	-
DISCHARGE FIRE ARMS, EXPLOSIVE	-	-	-	-	-	-	-	-	-	-	-
MISUSE OF TELEPHONE	1	-	-	-	-	-	-	-	-	-	-
CARRYING CONCEALED WEAPONS	-	-	1	-	-	-	-	-	-	-	-
VIOLATING WEAPONS LAWS	-	-	-	-	-	-	-	-	-	-	-
BRANDISHING A FIREARM	1	-	-	-	-	-	1	-	-	-	-
POSSESSION OF FIRE ARMS	-	-	-	1	-	-	-	-	-	-	1
TOTAL OFFENSES AGAINST DECENCY MORALITY, PEACE, AND GOOD ORDER	3	1	2	4	1	15	4	2	1	-	6
OFFENSES AGAINST PUBLIC JUSTICE AND ADMINISTRATION											
CONSPIRACY TO COMMIT A CRIME	-	-	-	-	1	2	-	-	-	-	1
PERJURY	-	-	-	1	-	-	-	-	-	-	-
RESISTING ARREST	-	-	-	-	1	-	-	-	-	-	-
ACCESSORY AFTER FACT	-	-	-	-	-	-	-	-	-	-	1
ESCAPE - ATTEMPTED ESCAPE	1	-	1	-	-	-	-	-	-	-	-
TOTAL OFFENSES AGAINST PUBLIC JUSTICE AND ADMINISTRATION	1	-	1	1	2	2	-	-	-	-	2

TABLE III
 RECIDIVISTS (VA. AND/OR ELSEWHERE) CONFINED IN THE VIRGINIA STATE CORRECTIONAL SYSTEM
 BY OFFENSE ACCORDING TO TERM OF SENTENCE *
 YEAR ENDED JUNE 30, 1981

11 YRS	12 YRS	13 YRS	14 YRS	15 YRS	16 YRS	17 YRS	18 YRS	19 YRS	20-24 YEARS	25-29 YEARS	30-39 YEARS	40-49 YEARS	OVER 49 YRS	LIFE	DEATH	TOTAL
-	1	-	-	-	-	-	-	1	2	1	3	3	-	-	-	27
-	-	-	-	-	-	-	-	-	-	-	-	-	-	-	-	1
-	-	-	-	-	-	-	-	-	-	-	-	-	-	-	-	1
-	-	-	-	-	-	-	-	-	-	-	-	-	-	-	-	2
1	-	-	-	-	-	-	-	-	-	-	-	-	-	-	-	9
-	-	-	-	-	-	-	-	-	-	-	-	-	-	-	-	4
-	-	-	-	-	1	-	-	-	-	-	-	-	-	-	-	1
-	-	-	-	-	-	-	-	-	-	-	-	-	-	-	-	1
1	-	-	-	-	-	-	-	-	-	-	-	-	-	-	-	1
-	-	-	-	-	-	-	-	-	-	-	-	-	-	-	-	1
-	-	-	-	-	-	-	-	-	-	-	-	-	-	-	-	1
-	-	-	-	1	-	-	-	-	1	-	1	-	1	-	-	4
-	-	-	-	-	-	1	-	-	-	-	-	-	-	-	-	3
1	-	-	-	-	-	-	-	-	-	1	1	-	1	-	-	6
3	1	-	-	1	1	1	-	1	3	2	5	3	2	-	-	62
-	-	-	-	1	-	-	-	-	1	-	-	-	-	-	-	6
-	-	-	-	-	-	-	-	-	-	-	-	-	-	-	-	1
-	-	-	-	-	-	-	-	-	-	-	-	-	-	-	-	1
-	-	-	-	-	-	-	-	-	-	-	1	-	-	-	-	2
-	-	-	-	-	-	-	-	-	-	-	-	-	-	-	-	2
-	-	-	-	1	-	-	-	-	1	-	1	-	-	-	-	12

CONTINUED

2 OF 3

TABLE III
RECIDIVISTS (VA. AND/OR ELSEWHERE) CONFINED IN THE VIRGINIA STATE CORRECTIONAL SYSTEM
BY OFFENSE ACCORDING TO TERM OF SENTENCE *
YEAR ENDED JUNE 30, 1981

OFFENSE	UNDER 1 YR.	1 YEAR	2 YRS	3 YRS	4 YRS	5 YRS	6 YRS	7 YRS	8 YRS	9 YRS	10 YRS
VIOLATIONS OF TRAFFIC AND VEHICLE LAWS											
DRIVING - INFLUENCE OF ALCOHOL	3	2	-	-	-	-	-	-	-	-	-
HIT AND RUN	-	-	1	-	-	-	-	1	-	-	-
DRIVING AFTER PERMIT REVOKED	-	-	-	-	-	1	-	-	-	-	-
HABITUAL OFFENDER	1	7	14	11	8	3	2	1	4	-	-
TOTAL VIOLATIONS OF TRAFFIC AND VEHICLE LAWS	4	9	15	11	8	4	2	2	4	-	-
OFFENSES AGAINST PUBLIC POLICY, ECONOMY, AND HEALTH											
VIOLATION OF NARCOTICS LAWS	1	3	6	9	12	27	19	16	9	7	30
TOTAL OFFENSES AGAINST PUBLIC POLICY, ECONOMY, AND HEALTH	1	3	6	9	12	27	19	16	9	7	30
GRAND TOTAL	34	59	109	145	167	296	180	142	164	103	238

*Sentences are shown to the nearest year, with six months or more being rounded up.

Each inmate is categorized by his most serious offense.
All of the sentences received by an inmate are accumulated
under just one offense category and may therefore actually
reflect several different offenses.

TABLE III
RECIDIVISTS (VA. AND/OR ELSEWHERE) CONFINED IN THE VIRGINIA STATE CORRECTIONAL SYSTEM
BY OFFENSE ACCORDING TO TERM OF SENTENCE *
YEAR ENDED JUNE 30, 1981

11 YRS	12 YRS	13 YRS	14 YRS	15 YRS	16 YRS	17 YRS	18 YRS	19 YRS	20-24 YEARS	25-29 YEARS	30-39 YEARS	40-49 YEARS	OVER 49 YRS	LIFE	DEATH	TOTAL
-	-	-	-	-	-	-	-	-	-	-	-	-	-	-	-	5
-	1	-	-	-	-	-	-	-	-	-	-	-	-	-	-	3
-	-	-	-	-	-	-	-	-	-	-	-	-	-	-	-	1
1	-	-	-	-	1	-	-	-	-	-	-	-	-	-	-	53
1	1	-	-	-	1	-	-	-	-	-	-	-	-	-	-	62
3	6	9	8	13	8	6	7	5	12	9	13	7	9	-	-	254
3	6	9	8	13	8	6	7	5	12	9	13	7	9	-	-	254
128	110	84	82	118	87	74	50	45	322	182	234	145	154	207	14	3,673

TABLE IV
 RECIDIVISTS (VA. AND/OR ELSEWHERE) CONFINED IN THE VIRGINIA STATE CORRECTIONAL SYSTEM
 BY SENTENCE ACCORDING TO RACE AND SEX
 YEAR ENDED JUNE 30, 1981

SENTENCE*	WHITE			NON-WHITE			GRAND TOTAL
	MALE	FEMALE	TOTAL	MALE	FEMALE	TOTAL	
UNDER ONE YEAR	16	1	17	16	1	17	34
1 YEAR	28	2	30	25	4	29	59
2 YEARS	57	1	58	47	4	51	109
3 YEARS	64	-	64	79	2	81	145
4 YEARS	72	2	74	88	5	93	167
5 YEARS	142	4	146	143	7	150	296
6 YEARS	77	3	80	94	6	100	180
7 YEARS	61	-	61	77	4	81	142
8 YEARS	58	2	60	93	1	94	164
9 YEARS	43	2	45	56	2	58	103
10 YEARS	88	-	88	145	5	150	238
11 YEARS	41	4	45	81	2	83	128
12 YEARS	41	1	42	68	-	68	110
13 YEARS	28	-	28	56	-	56	84
14 YEARS	29	-	29	53	-	53	82
15 YEARS	36	1	37	79	2	81	118
16 YEARS	26	1	27	59	1	60	87
17 YEARS	21	-	21	49	4	53	74
18 YEARS	17	-	17	33	-	33	50
19 YEARS	13	-	13	31	1	32	45
20 YEARS	52	-	52	79	-	79	131
21 YEARS	17	1	18	52	1	53	71
22 YEARS	21	-	21	31	-	31	52
23 YEARS	13	-	13	25	1	26	39
24 YEARS	12	1	13	16	-	16	29
25 YEARS	20	-	20	38	1	39	59
26 YEARS	11	-	11	32	-	32	43
27 YEARS	5	-	5	24	-	24	29
28 YEARS	7	-	7	24	-	24	31
29 YEARS	7	-	7	13	-	13	20
30 YEARS	20	-	20	30	-	30	50
31 YEARS	9	-	9	19	-	19	28
32 YEARS	9	-	9	15	-	15	24
33 YEARS	7	-	7	11	1	12	19
34 YEARS	11	-	11	14	-	14	25
35 YEARS	6	-	6	23	1	24	30
36 YEARS	3	-	3	10	-	10	13
37 YEARS	-	-	-	12	-	12	12
38 YEARS	6	-	6	14	-	14	20
39 YEARS	6	-	6	7	-	7	13
40 YEARS	12	-	12	25	-	25	37
41 YEARS	7	-	7	12	-	12	19
42 YEARS	5	-	5	14	-	14	19
43 YEARS	8	-	8	12	-	12	20
44 YEARS	2	-	2	6	-	6	8
45 YEARS	6	-	6	12	-	12	18
46 YEARS	2	-	2	3	-	3	5

TABLE IV
 RECIDIVISTS (VA. AND/OR ELSEWHERE) CONFINED IN THE VIRGINIA STATE CORRECTIONAL SYSTEM
 BY SENTENCE ACCORDING TO RACE AND SEX
 YEAR ENDED JUNE 30, 1981

SENTENCE *	WHITE			NON-WHITE			GRAND TOTAL
	MALE	FEMALE	TOTAL	MALE	FEMALE	TOTAL	
47 YEARS	2	-	2	4	-	4	6
48 YEARS	-	-	-	7	-	7	7
49 YEARS	1	-	1	5	-	5	6
50 YEARS	7	-	7	14	1	15	22
51 YEARS	2	-	2	15	-	15	17
52 YEARS	2	-	2	3	-	3	5
53 YEARS	-	-	-	5	-	5	5
54 YEARS	1	-	1	6	-	6	7
55 YEARS	-	-	-	1	-	1	1
56 YEARS	1	-	1	3	1	4	5
57 YEARS	1	-	1	-	-	-	1
58 YEARS	1	-	1	-	-	-	1
59 YEARS	2	-	2	1	-	1	3
60 YEARS	1	-	1	5	1	6	7
61 YEARS	-	-	-	5	-	5	5
62 YEARS	3	-	3	2	-	2	5
63 YEARS	-	-	-	3	-	3	3
64 YEARS	-	-	-	1	-	1	1
65 YEARS	2	-	2	4	-	4	6
66 YEARS	-	-	-	2	-	2	2
68 YEARS	-	-	-	1	-	1	1
69 YEARS	-	-	-	1	-	1	1
70 YEARS	1	-	1	4	-	4	5
71 YEARS	-	-	-	3	-	3	3
72 YEARS	-	-	-	3	-	3	3
73 YEARS	1	-	1	2	-	2	3
74 YEARS	-	-	-	3	-	3	3
75 YEARS	1	-	1	2	-	2	3
76 YEARS	-	-	-	1	-	1	1
77 YEARS	2	-	2	-	-	-	2
78 YEARS	-	-	-	1	-	1	1
80 YEARS	2	-	2	2	-	2	4
81 YEARS	1	-	1	1	-	1	2
83 YEARS	1	-	1	-	-	-	1
84 YEARS	-	-	-	1	-	1	1
85 YEARS	-	-	-	1	-	1	1
86 YEARS	-	-	-	1	-	1	1
87 YEARS	1	-	1	-	-	-	1
88 YEARS	1	-	1	-	-	-	1
89 YEARS	2	-	2	1	-	1	3
90 YEARS	-	-	-	2	-	2	2
91 YEARS	-	-	-	1	-	1	1
96 YEARS	-	-	-	1	-	1	1
98 YEARS	-	-	-	1	-	1	1
99 YEARS AND ABOVE	4	-	4	8	-	8	12
LIFE	75	-	75	132	-	132	207
DEATH	5	-	5	9	-	9	14
GRAND TOTAL	1,375	26	1,401	2,213	59	2,272	3,673

*Sentences are shown to the nearest year, with six months or more being rounded up.

TABLE V
 RECIDIVISTS (VA. AND/OR ELSEWHERE) CONFINED IN THE VIRGINIA STATE CORRECTIONAL SYSTEM
 BY OFFENSE ACCORDING TO RACE AND SEX
 YEAR ENDED JUNE 30, 1981

OFFENSE	WHITE			NON-WHITE			GRAND
	MALE	FEMALE	TOTAL	MALE	FEMALE	TOTAL	TOTAL
OFFENSES AGAINST PERSONS							
MURDER, 1ST DEGREE	81	-	81	134	-	134	215
MURDER, 2ND DEGREE	43	-	43	74	3	77	120
MURDER, DEGREE NOT SPECIFIED	19	-	19	40	1	41	60
MURDER, ATTEMPTED	9	-	9	18	-	18	27
MANSLAUGHTER, VOLUNTARY	5	-	5	10	1	11	16
MANSLAUGHTER, INVOLUNTARY	5	-	5	5	1	6	11
MANSLAUGHTER, UNSPECIFIED	-	-	-	1	-	1	1
MANSLAUGHTER, ATTEMPTED	1	-	1	1	-	1	2
RAPE	56	-	56	107	-	107	163
RAPE, STATUTORY	5	-	5	4	-	4	9
RAPE, ATTEMPTED	13	-	13	18	-	18	31
ABDUCTION FOR PURPOSE OF RAPE	1	-	1	-	-	2	3
CARNAL KNOWLEDGE OF CHIL	1	-	1	2	-	2	3
ROBBERY, ARMED OR HIGHWAY	105	-	105	318	1	319	424
ROBBERY, BANK	1	-	1	9	-	9	10
ROBBERY, UNSPECIFIED	97	2	99	288	2	290	389
ROBBERY, ATTEMPTED	8	-	8	19	-	19	27
ASSAULT, FELONIOUS	29	-	29	72	2	74	103
ASSAULT WITH INTENT TO MAIM	3	-	3	3	-	3	6
MAIMING	12	-	12	44	1	45	57
SHOOT INTO OCCUPIED DWELLING	6	-	6	5	1	6	12
SHOOTING INTO OCCUPIED VEHICLE	2	-	2	1	-	1	3
ASSAULT AND BATTERY, SIMPLE	5	-	5	5	-	5	10
UNLAWFUL WOUNDING	2	-	2	9	1	10	12
THREATEN BODILY HARM	-	-	-	1	-	1	1
KIDNAPPING	2	-	2	1	-	1	3
ABDUCTION	16	-	16	13	-	13	29
ATTEMPTED KIDNAPPING	-	-	-	2	-	2	2
EXTORTION	1	-	1	1	-	1	2
TOTAL OFFENSES AGAINST PERSONS	528	2	530	1,207	14	1,221	1,751

TABLE V
 RECIDIVISTS (VA. AND/OR ELSEWHERE) CONFINED IN THE VIRGINIA STATE CORRECTIONAL SYSTEM
 BY OFFENSE ACCORDING TO RACE AND SEX
 YEAR ENDED JUNE 30, 1981

OFFENSE	WHITE			NON-WHITE			GRAND
	MALE	FEMALE	TOTAL	MALE	FEMALE	TOTAL	TOTAL
OFFENSES AGAINST PROPERTY							
BURGLARY	276	1	277	345	-	345	622
BURGLARY, ATTEMPTED	2	-	2	4	-	4	6
POSSESSION OF BURGLARY TOOLS	1	-	1	3	-	3	4
BREAK AND ENTER	86	1	87	66	-	66	153
BREAK AND ENTER, ATTEMPTED	1	-	1	-	-	-	1
LARCENY, GRAND (EXCEPT AUTO)	144	3	147	165	10	175	322
LARCENY, CERTAIN FARM ANIMALS	-	-	-	1	-	1	1
ATTEMPTED LARCENY	-	-	-	7	1	8	8
LARCENY, PETTY	11	2	13	24	5	29	42
SHOPLIFTING	1	-	1	6	3	9	10
LARCENY, UNSPECIFIED	1	-	1	-	-	-	1
POSSESSION OF STOLEN GOODS	13	-	13	21	-	21	34
LARCENY, THEFT OF AUTO	31	-	31	28	-	28	59
USE OF AUTO WITHOUT AUTHORITY	15	-	15	17	-	17	32
FRAUD & CREDIT CARD THEFT	11	2	13	14	3	17	30
BAD CHECKS	5	2	7	4	-	4	11
EMBEZZLEMENT	1	-	1	-	-	-	1
ARSON	15	-	15	7	-	7	22
PROPERTY DAMAGE OR DESTRUCTION	3	-	3	-	-	-	3
THREATEN PROPERTY DESTRUCTION	-	-	-	1	-	1	1
TRESPASSING	-	-	-	-	1	1	1
FORGERY OF CHECKS, UTTERING	56	12	68	86	13	99	167
COUNTERFEITING, UTTERING	-	-	-	1	-	1	1
TOTAL OFFENSES AGAINST PROPERTY	673	23	696	800	36	836	1,532

TABLE V
 RECIDIVISTS (VA. AND/OR ELSEWHERE) CONFINED IN THE VIRGINIA STATE CORRECTIONAL SYSTEM
 BY OFFENSE ACCORDING TO RACE AND SEX
 YEAR ENDED JUNE 30, 1981

OFFENSE	WHITE			NON-WHITE			GRAND
	MALE	FEMALE	TOTAL	MALE	FEMALE	TOTAL	TOTAL
OFFENSES AGAINST DECENCY, MORALITY, PEACE, AND GOOD ORDER							
SODOMY	16	-	16	11	-	11	27
PROSTITUTION	-	1	1	-	-	-	1
PANDERING AND SOLICITING	-	-	-	1	-	1	1
PLACE FEMALE FOR PROSTITUTION	1	-	1	1	-	1	2
MOLESTING; INDECENT LIBERTIES	6	-	6	3	-	3	9
INDECENT EXPOSURE	3	-	3	1	-	1	4
TRANSPORT FEMALE - IMMORAL	-	-	-	1	-	1	1
BIGAMY	1	-	1	-	-	-	1
DISCHARGE FIRE ARMS* EXPLOSIVE	1	-	1	-	-	-	1
MISUSE OF TELEPHONE	1	-	1	-	-	-	1
CARRYING CONGEALED WEAPONS	-	-	-	1	-	1	1
VIOLATING WEAPONS LAWS	-	-	-	4	-	4	4
BRANDISHING A FIREARM	1	-	1	2	-	2	3
POSSESSION OF FIRE ARMS	1	-	1	5	-	5	6
TOTAL OFFENSES AGAINST DECENCY MORALITY, PEACE, AND GOOD ORDER	31	1	32	30	-	30	62
OFFENSES AGAINST PUBLIC JUSTICE AND ADMINISTRATION							
CONSPIRACY TO COMMIT A CRIME	2	-	2	4	-	4	6
PERJURY	-	-	-	1	-	1	1
RESISTING ARREST	1	-	1	-	-	-	1
ACCESSORY AFTER FACT	1	-	1	1	-	1	2
ESCAPE - ATTEMPTED ESCAPE	1	-	1	1	-	1	2
TOTAL OFFENSES AGAINST PUBLIC JUSTICE AND ADMINISTRATION	5	-	5	7	-	7	12

TABLE V
 RECIDIVISTS (VA. AND/OR ELSEWHERE) CONFINED IN THE VIRGINIA STATE CORRECTIONAL SYSTEM
 BY OFFENSE ACCORDING TO RACE AND SEX
 YEAR ENDED JUNE 30, 1981

OFFENSE	WHITE			NON-WHITE			GRAND
	MALE	FEMALE	TOTAL	MALE	FEMALE	TOTAL	TOTAL
VIOLATIONS OF TRAFFIC AND VEHICLE LAWS							
DRIVING - INFLUENCE OF ALCOHOL	4	-	4	1	-	1	5
HIT AND RUN	-	-	-	3	-	3	3
DRIVING AFTER PERMIT REVOKED	1	-	1	-	-	-	1
HABITUAL OFFENDER	34	-	34	19	-	19	53
TOTAL VIOLATIONS OF TRAFFIC AND VEHICLE LAWS	39	-	39	23	-	23	62
OFFENSES AGAINST PUBLIC POLICY, ECONOMY, AND HEALTH							
VIOLATION OF NARCOTICS LAWS	99	-	99	146	9	155	254
TOTAL OFFENSES AGAINST PUBLIC POLICY, ECONOMY, AND HEALTH	99	-	99	146	9	155	254
GRAND TOTAL	1,375	26	1,401	2,213	59	2,272	3,673

TABLE VI
 RECIDIVISTS (VA. AND/OR ELSEWHERE) CONFINED IN THE VIRGINIA STATE CORRECTIONAL SYSTEM
 BY MILITARY SERVICE ACCORDING TO RACE AND SEX
 YEAR ENDED JUNE 30, 1981

MILITARY SERVICE	WHITE			NON-WHITE			GRAND TOTAL
	MALE	FEMALE	TOTAL	MALE	FEMALE	TOTAL	
NO MILITARY SERVICE	952	26	978	1,760	58	1,818	2,796
HONORABLE DISCHARGE	120	-	120	188	-	188	308
MEDICAL DISCHARGE	24	-	24	21	-	21	45
GENERAL DISCHARGE	95	-	95	77	-	77	172
UNDESIRABLE DISCHARGE	93	-	93	84	-	84	177
BAD CONDUCT DISCHARGE	25	-	25	9	-	9	34
DISHONORABLE DISCHARGE	22	-	22	22	-	22	44
MEMBER OF ARMED FORCES AT TIME OF OFFENSE	7	-	7	7	-	7	14
INFORMATION NOT AVAILABLE	37	-	37	45	1	46	83
GRAND TOTAL	1,375	26	1,401	2,213	59	2,272	3,673

TABLE VII
 RECIDIVISTS (VA. AND/OR ELSEWHERE) CONFINED IN THE VIRGINIA STATE CORRECTIONAL SYSTEM
 BY PAROLE OR PARDON STATUS ACCORDING TO RACE AND SEX
 YEAR ENDED JUNE 30, 1981

PAROLE OR PARDON STATUS AT COMMITMENT	WHITE			NON-WHITE			GRAND TOTAL
	MALE	FEMALE	TOTAL	MALE	FEMALE	TOTAL	
ON PAROLE	430	7	437	791	12	803	1,240
ON CONDITIONAL PARDON	1	-	1	1	-	1	2
DISCHARGED FROM PAROLE	149	5	154	310	10	320	474
DISCHARGED FROM COND. PARDON	-	-	-	1	-	1	1
NONE OF THE ABOVE	795	14	809	1,110	37	1,147	1,956
GRAND TOTAL	1,375	26	1,401	2,213	59	2,272	3,673

TABLE VIII
 RECIDIVISTS (VA. AND/OR ELSEWHERE) CONFINED IN THE VIRGINIA STATE CORRECTIONAL SYSTEM
 BY RELIGIOUS PREFERENCE ACCORDING TO RACE AND SEX
 YEAR ENDED JUNE 30, 1981

RELIGIOUS PREFERENCE	WHITE			NON-WHITE			GRAND TOTAL
	MALE	FEMALE	TOTAL	MALE	FEMALE	TOTAL	
PROTESTANT	731	20	751	1,324	41	1,365	2,116
CATHOLIC	118	1	119	73	1	74	193
HEBREW	2	-	2	2	-	2	4
MOSLEM	-	-	-	14	-	14	14
MUSLIM	2	-	2	123	2	125	127
OTHER	57	1	58	78	2	80	138
NO PREFERENCE	392	4	396	507	11	518	914
INFORMATION NOT AVAILABLE	73	-	73	92	2	94	167
GRAND TOTAL	1,375	26	1,401	2,213	59	2,272	3,673

TABLE IX
 RECIDIVISTS (VA. AND/OR ELSEWHERE) CONFINED IN THE VIRGINIA STATE CORRECTIONAL SYSTEM
 BY TESTED EDUCATIONAL LEVEL AT COMMITMENT ACCORDING TO RACE AND SEX
 YEAR ENDED JUNE 30, 1981

EDUCATION	WHITE		TOTAL	NON-WHITE		TOTAL	GRAND TOTAL
	MALE	FEMALE		MALE	FEMALE		
ILLITERATE - BEGINNER (0.0 - 4.9)	223	-	223	659	6	665	888
INTERMEDIATE (5.0 - 8.9)	622	12	634	1,023	31	1,054	1,688
ADVANCED (9.0 - 11.9)	271	8	279	163	11	174	453
HIGH SCHOOL AND ABOVE (12.0 AND ABOVE)	43	2	45	10	-	10	55
NOT TESTED	216	4	220	358	11	369	589
GRAND TOTAL	1,375	26	1,401	2,213	59	2,272	3,673

TABLE X
 RECIDIVISTS (VA. AND/OR ELSEWHERE) CONFINED IN THE VIRGINIA STATE CORRECTIONAL SYSTEM
 BY INTELLIGENCE ACCORDING TO RACE AND SEX
 YEAR ENDED JUNE 30, 1981

INTELLIGENCE	WHITE		TOTAL	NON-WHITE		TOTAL	GRAND TOTAL
	MALE	FEMALE		MALE	FEMALE		
SEVERELY RETARDED	11	-	11	37	-	37	48
MODERATELY RETARDED	59	-	59	195	7	202	261
BORDERLINE	109	2	111	326	10	336	447
DULL NORMAL	201	6	207	493	11	504	711
NORMAL	572	11	583	833	17	850	1,433
BRIGHT NORMAL	249	1	250	157	2	159	409
SUPERIOR	71	1	72	21	-	21	93
NOT TESTED	103	5	108	151	12	163	271
GRAND TOTAL	1,375	26	1,401	2,213	59	2,272	3,673

TABLE XI
 RECIDIVISTS (VA. AND/OR ELSEWHERE) CONFINED IN THE VIRGINIA STATE CORRECTIONAL SYSTEM
 BY STATUS OF PARENTS ACCORDING TO RACE AND SEX
 YEAR ENDED JUNE 30, 1981

STATUS OF PARENTS	WHITE		TOTAL	NON-WHITE		TOTAL	GRAND TOTAL
	MALE	FEMALE		MALE	FEMALE		
LIVING TOGETHER	390	10	400	439	8	447	847
SEPARATED	48	1	49	258	7	265	314
DIVORCED	313	3	316	260	13	273	589
NOT MARRIED	27	2	29	313	11	324	353
ONE PARENT DECEASED	408	6	414	665	15	680	1,094
BOTH PARENTS DECEASED	141	1	142	218	5	223	365
INFORMATION NOT AVAILABLE	48	3	51	60	-	60	111
GRAND TOTAL	1,375	26	1,401	2,213	59	2,272	3,673

TABLE XII
 RECIDIVISTS (VA. AND/OR ELSEWHERE) CONFINED IN THE VIRGINIA STATE CORRECTIONAL SYSTEM
 BY MARITAL STATUS ACCORDING TO RACE AND SEX
 YEAR ENDED JUNE 30, 1981

MARITAL STATUS	WHITE		TOTAL	NON-WHITE		TOTAL	GRAND TOTAL
	MALE	FEMALE		MALE	FEMALE		
SINGLE	585	7	592	1,329	22	1,351	1,943
MARRIED	348	4	352	414	8	422	774
SEPARATED	130	7	137	228	15	243	380
DIVORCED	259	7	266	174	9	183	449
WIDOWED	20	1	21	31	5	36	57
INFORMATION NOT AVAILABLE	33	-	33	37	-	37	70
GRAND TOTAL	1,375	26	1,401	2,213	59	2,272	3,673

TABLE XIII
 RECIDIVISTS (VA. AND/OR ELSEWHERE) CONFINED IN THE VIRGINIA STATE CORRECTIONAL SYSTEM
 BY JUVENILE RECORD ACCORDING TO RACE AND SEX
 YEAR ENDED JUNE 30, 1981

JUVENILE RECORD	WHITE			NON-WHITE			GRAND TOTAL
	MALE	FEMALE	TOTAL	MALE	FEMALE	TOTAL	
NO PREVIOUS JUVENILE RECORD	497	19	516	765	37	802	1,318
YES, OTHER THAN STATE WARD	295	2	297	464	9	473	770
STATE WARD, TRAINING SCHOOL	465	5	470	806	8	814	1,284
STATE WARD, OTHER	51	-	51	65	1	66	117
INFORMATION NOT AVAILABLE	67	-	67	113	4	117	184
GRAND TOTAL	1,375	26	1,401	2,213	59	2,272	3,673

TABLE XIV
 RECIDIVISTS (VA. AND/OR ELSEWHERE) CONFINED IN THE VIRGINIA STATE CORRECTIONAL SYSTEM
 BY DRUG AND ALCOHOL HABITS ACCORDING TO RACE AND SEX
 YEAR ENDED JUNE 30, 1981

DRUG AND ALCOHOL HABITS	WHITE			NON-WHITE			GRAND TOTAL
	MALE	FEMALE	TOTAL	MALE	FEMALE	TOTAL	
HEAVY ALCOHOL USER	345	1	346	347	7	354	700
OCCASIONAL ALCOHOL USER	120	6	126	271	4	275	401
NO RECORD OF ALCOHOL OR DRUGS	53	11	64	147	6	153	217
DRUG USER	77	2	79	346	27	371	450
DRUG & HEAVY ALCOHOL USER	540	1	541	432	6	438	979
DRUG & OCCASIONAL ALCOHOL USER	163	3	166	495	6	501	667
OCCASIONAL MARIJUANA/ALCOHOL	29	2	31	100	1	101	132
INFORMATION NOT AVAILABLE	48	-	48	77	2	79	127
GRAND TOTAL	1,375	26	1,401	2,213	59	2,272	3,673

TABLE XV
 RECIDIVISTS (VA. AND/OR ELSEWHERE) CONFINED IN THE VIRGINIA STATE CORRECTIONAL SYSTEM
 BY ALL PREVIOUS FELONY SENTENCES SERVED ACCORDING TO RACE AND SEX
 YEAR ENDED JUNE 30, 1981

NUMBER OF ALL PREVIOUS FELONY SENTENCES SERVED	WHITE			NON-WHITE			GRAND TOTAL
	MALE	FEMALE	TOTAL	MALE	FEMALE	TOTAL	
0	-	-	-	-	-	-	-
1	797	21	818	1,258	39	1,297	2,115
2	334	5	339	617	15	632	971
3	148	-	148	241	4	245	393
4	64	-	64	67	1	68	132
5	20	-	20	22	-	22	42
6	8	-	8	4	-	4	12
7	-	-	-	1	-	1	1
8	2	-	2	2	-	2	4
9	2	-	2	-	-	-	2
10	-	-	-	1	-	1	1
GRAND TOTAL	1,375	26	1,401	2,213	59	2,272	3,673


- APPENDIX -
Explanation of Data Source

FELONS:

The data used to produce the felon tables were extracted from felon inmate files located in the Division of Adult Services under the File Maintenance Section of the Classification and Records Unit. The Electronic Data Processing Unit of the Division of Program Development and Evaluation, provided the computer processing. All inmates in this report are called felons but there are some jail sentenced inmates included. The Committed Sections of this report include all felons and jail sentenced inmates who were placed under the jurisdiction of the Virginia Department of Corrections. The Confined Sections include felon and jail sentenced inmates who were confined in one of the Department's institutions on June 30, 1981.

MISDEMEANANTS:

Data on misdemeanants and persons convicted of felonies and receiving misdemeanor sentences are available for fiscal years 1946 through 1979. Effective July 1, 1979 legislative action (Code of Virginia, § 53-103, ¶ B) removed from the Department of Corrections the responsibility to transfer any misdemeanants or persons convicted of felonies and receiving jail sentences from local facilities to the State System, except with the consent of the Director. Therefore, beginning with fiscal year 1980, data on misdemeanants are no longer being reported in this annual report.



END