If you have issues viewing or accessing this file contact us at NCJRS.gov.

National Criminal Justice Reference Service

ncjrs

This microfiche was produced from documents received for inclusion in the NCJRS data base. Since NCJRS cannot exercise control over the physical condition of the documents submitted, the individual frame quality will vary. The resolution chart on this frame may be used to evaluate the document quality.



MICROCOPY RESOLUTION TEST CHART
NATIONAL BUREAU OF STANDARDS-1963-A

Microfilming procedures used to create this fiche comply with the standards set forth in 41CFR 101-11.504.

Points of view or opinions stated in this document are those of the author(s) and do not represent the official position or policies of the U. S. Department of Justice.

National Institute of Justice
United States Department of Justice
Washington, D. C. 20531

6-17-83

C.R. Smith
3-29-83

NATIONAL CENTER
FOR STATE COURTS

State court caseload statistics:

Annual Report, 1977

CONFERENCE OF STATE COURT ADMINISTRATORS • ALABAMA • ALASKA • ARIZONA • AR
CALIFORNIA • COLORADO • CONNECTICUT • DELAWARE • DISTRICT OF COLUMBIA •
GEORGIA • HAWAII • IDAHO • ILLINOIS • INDIANA • IOWA • KANSAS • KENTUCKY • LO
MAINE • MARYLAND • MASSACHUSETTS • MICHIGAN • MINNESOTA • MISSISSIPPI • M
MONTANA • NEBRASKA • NEVADA • NEW HAMPSHIRE • NEW JERSEY • NEW MEXICO • NE
.INA • NORTH DAKOTA • OHIO • OKLAHOMA • OREGON • PENNSYLVANIA •
UTH CAROLINA • SOUTH DAKOTA • TENNESSEE • TEXAS • UTAH • V
ASHINGTON • WEST VIRGINIA • WISCONSIN • WYOMING • ALABAMA • ALA
CALIFORNIA • COLORADO • CONNECTICUT • DELAWARE • DISTRICT OF C
EORGIA • HAWAII • IDAHO • ILLINOIS • INDIANA • IOWA • KANSAS • KEN
MAINE • MARYLAND • MASSACHUSETTS • MICHIGAN • MINNESOTA • MIS
ONTANA • NEBRASKA • NEVADA • NEW HAMPSHIRE • NEW JERSEY • NEW
IORTH CAROLINA • NORTH DAKOTA • OHIO • OKLAHOMA • OREGON • PE
RHODE ISLAND • SOUTH CAROLINA • SOUTH DAKOTA • TENNESSEE • TEXAS
IIA • WASHINGTON • WEST VIRGINIA • WISCONSIN • WYOMING • ALABAMA

45878

NCJRS

JAN 28 1983

ACQUISITIONS

State court caseload statistics:

Annual Report, 1977



CONFERENCE OF STATE COURT ADMINISTRATORS • ALABAMA • ALASKA • ARIZONA • AR
CALIFORNIA • COLORADO • CONNECTICUT • DELAWARE • DISTRICT OF COLUMBIA •
GEORGIA • HAWAII • IDAHO • ILLINOIS • INDIANA • IOWA • KANSAS • KENTUCKY • LO
MAINE • MARYLAND • MASSACHUSETTS • MICHIGAN • MINNESOTA • MISSISSIPPI • M
MONTANA • NEBRASKA • NEVADA • NEW HAMPSHIRE • NEW JERSEY • NEW MEXICO • NE
NORTH CAROLINA • NORTH DAKOTA • OHIO • OKLAHOMA • OREGON • PENNSYLVANIA •
ISLAND • SOUTH CAROLINA • SOUTH DAKOTA • TENNESSEE • TEXAS • UTAH • V
VIRGINIA • WASHINGTON • WEST VIRGINIA • WISCONSIN • WYOMING • ALABAMA • ALA
ARKANSAS • CALIFORNIA • COLORADO • CONNECTICUT • DELAWARE • DISTRICT OF C
FLORIDA • GEORGIA • HAWAII • IDAHO • ILLINOIS • INDIANA • IOWA • KANSAS • KEN
LOUISIANA • MAINE • MARYLAND • MASSACHUSETTS • MICHIGAN • MINNESOTA • MIS
MISSOURI • MONTANA • NEBRASKA • NEVADA • NEW HAMPSHIRE • NEW JERSEY • NEW
NEW YORK • NORTH CAROLINA • NORTH DAKOTA • OHIO • OKLAHOMA • OREGON • PE
PUERTO RICO • RHODE ISLAND • SOUTH CAROLINA • SOUTH DAKOTA • TENNESSEE • TEXAS
UTAH • VIRGINIA • WASHINGTON • WEST VIRGINIA • WISCONSIN • WYOMING • ALABAMA

86854

U.S. Department of Justice
National Institute of Justice

This document has been reproduced exactly as received from the person or organization originating it. Points of view or opinions stated in this document are those of the authors and do not necessarily represent the official position or policies of the National Institute of Justice.

Permission to reproduce this copyrighted material in **microfiche only** has been granted by

National Center for State Courts

to the National Criminal Justice Reference Service (NCJRS).

Further reproduction outside of the NCJRS system requires permission of the copyright owner.

NATIONAL CENTER
FOR STATE COURTS

National Courts Statistics Project
November, 1982

IMPORTANT

We have provided an evaluation sheet at the end of this publication. It will assist us in improving future reports if you complete and return it at your convenience.

This project was supported by Federal Grant No. 82BJ-CX-K014 awarded to the National Center for State Courts, Williamsburg, Virginia, by the Bureau of Justice Statistics (BJS), U.S. Department of Justice, under the Omnibus Crime Control and Safe Streets Act of 1968, as amended. The National Court Statistics Project is directed by Victor E. Flango for the National Center for State Courts and monitored by Carla K. Gaskins for BJS. Points of view or opinions stated in this document are those of the author and do not necessarily represent the official position or policies of the U.S. Department of Justice.

Copyright © 1982 by National Center for State Courts
Printed in United States of America

National Center Publication No. R-0078

This State Court Caseload Statistics Annual Report, 1977 is the third in a series of documents containing statistical caseload data compiled from the annual reports of each state court system and from other available data. It is the result of the cooperative effort of the National Center for State Courts and the Conference of State Court Administrators (COSCA) to develop within the National Center a national database of state court caseload statistics.

The National Court Statistics Project (NCSP) continues to expand the scope of its activities and capabilities, shifting its focus from data collection and publication to the analysis of these data for the benefit of the courts community. This yearly Annual Report, however, will continue to be the principal project publication. From year to year the data contained in it demonstrate the gradual improvement and increasing quality of court data.

The National Center has been assisted in the production of the Annual Report by state and local-level court personnel from across the country who provide the raw data for it. The assistance and leadership of COSCA and especially the COSCA-NCSP Committee, chaired successively by Bert Montague, Larry Polansky, and now by Walter Kane, while this report was under production, have been responsible for providing guidance to project staff, helping to find ways to present these data in a way that is both comprehensive and comprehensible.

Edward B. McConnell
Executive Director
National Center for State Courts

The Conference of State Court Administrators (COSCA) has continued to give its support to the National Court Statistics Project in its efforts to establish within the National Center for State Courts (NCSC) the capability of gathering, analyzing, and disseminating statistical information on each state court system in the nation. The project has been made a cooperative effort between COSCA and the NCSC by giving policy control and direction over the project to a committee of state court administrators selected from COSCA.

This third edition of the Annual Report has undergone some major format changes from that used for previous editions. These changes were made to emphasize the data that are available. Although the contents and manner of presentation of the summary tables contained in Part I of the report are not identical to those contained in previous editions of the report, the reader who is interested in tracking the same data elements from year to year should not have any difficulty locating the comparable figure in each edition of the report.

As always, we must caution the reader of this report to pay close attention to all the indications of the completeness and comparability of data, and to read the introduction to the report where the methdology used to construct the report and the limitations on its use are set out. An inspection of the three currently available editions of the report should demonstrate to the reader that the quality and quantity of court-related data continue to improve.

Walter J. Kane, Chairman
COSCA-NCSP Committee
Conference of State Court Administrators

Conference of State Court Administrators
National Court Statistics Project Committee

Walter J. Kane, Chairman (1982)
State Court Administrator, Rhode Island

Larry P. Polansky, Chairman (1981 to 1982)
Executive Officer of the District
of Columbia Courts

Bert M. Montague, Chairman (1979 to 1981)
Administrative Director, Administrative
Office of the Courts, North Carolina

Alexander F. Barbieri (1977 to present)
State Court Administrator, Pennsylvania

Elizabeth D. Belshaw (1977 to 1979 and
1981 to present)
State Court Administrator, Oregon

William G. Bohn (1982 to present)
State Court Administrator, North Dakota

Hugh M. Collins (1982 to present)
Deputy Judicial Administrator, Louisiana

Roy O. Gulley (1978 to present)
Director, Administrative Office of the Courts,
Illinois

Laurence C. Harmon (1979 to 1981)
State Court Administrator, Minnesota

Jan H. Schultz (1982)
Manager of Agency Information Systems, Alabama

James D. Thomas (1979 to 1982)
State Court Administrator, Colorado

Eulalio A. Torres (1980 to 1982)
Administrative Director of the Court,
Puerto Rico

National Center for State Courts
Board of Directors

Chief Judge Lawrence H. Cook, President
Court of Appeals of New York

Chief Justice Joe R. Greenhill, President-elect
Supreme Court of Texas

Lester Earl Cingcade, Vice-President
Administrative Director of the Courts, Hawaii

Vice Chief Justice B. Don Barnes
Supreme Court of Oklahoma

Judge Dorothy T. Beasley
State Court of Fulton County, Georgia

Judge George C. Berry
Probate Court, Missouri

Presiding Judge Robert C. Broomfield
Superior Court of Maricopa County, Arizona

Judge Mercedes F. Deiz
Circuit Court of Oregon

Chief Judge Ralph J. Erickstad
Supreme Court of North Dakota

Haliburton Fales, 2d
White and Case, New York

Chief Justice William H. D. Fones
Supreme Court of Tennessee

Linwood Holton
Vice-President and General Counsel
American Council of Life Insurance, D.C.

Judge Wilfred W. Nuernberger
Separate Juvenile Court of Lancaster County,
Nebraska

Presiding Justice John T. Racanelli
Court of Appeal, California

Chief Justice William S. Richardson
Supreme Court of Hawaii

Judge Kaliste J. Saloom, Jr.
City Court of Lafayette, Louisiana

Presiding Judge Leo M. Spellacy
Court of Common Pleas of Cuyahoga County,
Ohio

Charles H. Starrett, Jr.
Court Administrator, Court of Common
Pleas of Allegheny County, Pennsylvania

James D. Thomas
State Court Administrator, Colorado

Executive Director: Edward B. McConnell

National Court Statistics Project Staff

Victor E. Flango, Project Director
Nora F. Blair, Staff Associate
Mary Louise Clifford, Staff Associate
Mary E. Elsner, Staff Associate
J. Michael Gray, Legal Research Assistant
Patrick W. Herman, Legal Research Assistant
Brenda W. Jones, Project Secretary

Brenda N. Snyder, Word Processing Supervisor
Patricia H. Maddox, Word Processing Secretary
Lynn C. Adams, Word Processing Secretary
Judith A. Brown, Word Processing Secretary

Acknowledgments

The preparation of State Court Caseload Statistics: Annual Report, 1977 has been supervised and greatly assisted by the committee appointed from the membership of the Conference of State Court Administrators (COSCA). The committee members have given generously of their time, talent, and experience, and their participation has been invaluable to the project staff. The positive control exerted by COSCA through this committee, using a review and approval process, has greatly enhanced the quality of this report.

The COSCA NCSP Committee members, however, are not the only COSCA members whose assistance has been vital to the production of this document. The administrators and their staff in all the 50 states, the District of Columbia, Guam, and Puerto Rico have provided the project with whatever research materials they had available, both published and unpublished, and they have been consistently patient and helpful in answering written and telephoned inquiries for more data or for explanations of the data provided. Their continuing support of the development of a national data base of state court statistics within the National Center for State Courts is the crucial element in determining the quality of the statistics that are being gathered.

Also directly responsible for many improvements in the current edition of the Annual Report over previous editions of the series are the members of the Methodological Review Panel who reviewed previous editions of the Annual Report series and recommended changes that could be made to improve it. Many of these recommendations have been incorporated into the current report.

The members of the National Conference of Appellate Court Clerks are another indispensable source of much-needed data. The clerks volunteered to provide and verify appellate court data that in many states are unavailable from any other source. Their assistance has been invaluable in increasing both the quantity and the quality of appellate court data available to the project.

The National Court Statistics Project staff would like to recognize and thank all these many individuals who have contributed to this third in the series of annual reports on state court caseload statistics.

Highlights

Substantial effort by the National Court Statistics Project (NCSP) staff and the Conference of State Court Administrators NCSP Committee was required to develop a methodology for displaying nationwide state court caseload for the first annual report, published in 1979 to cover the 1975 court year. During preliminary attempts to aggregate available statistics into specific groupings, it became obvious that any realistic compilation must have a structure derived from, not superimposed upon, the data reported by the states. The second annual report, published in 1980, reflected that orientation and emphasis, with augmentations made to better display the data and to accommodate the addition of limited jurisdiction data. In this, the third edition of the Annual Report series, the summary tables were extensively revised to reflect recommendations made by members of the Methodological Review Panel. The summary statistics as presented here reflect the existing situation in state court statistics and are presented in a format designed to increase their usefulness.

For the reader of this document, cautionary notes necessarily abound. Because of many state-to-state variations in the kinds of data reported, the summary tables in this annual report do not permit extensive, valid, direct comparisons of caseflow among states without careful examination of all the factors involved in assuring that the data are comparable. Variations in data availability, court organization, subject matter jurisdiction, definitions of case types and units of count, reporting periods, and the degrees of completeness and accuracy of data all combine to make cross-jurisdictional comparisons extremely complex. These variations are discussed in general terms in the introduction to the report on pages 1 through 9. The limitations on analysis section (pages 6 and 7) provides an indication of the kinds of analysis that can and cannot be made with the data in this report.

Comparisons between the 1977 data contained in this report and the 1975 and 1976 data contained in the first two reports in this series should be made only after careful examination of the factors mentioned above to ascertain that these factors have not changed for the courts of interest.

Production of the Annual Report series is an evolutionary process with the long-term goal of improvement of the statistical series being foremost for the National Court Statistics Project. This process is discussed on pages 12 through 13 with the dynamics for improvement and interrelationships of project documents being discussed on pages 13 through 15.

The report is divided into two parts, each with its own purpose. The summary statistical tables in Part I were constructed from the individual court profiles for all the states found in Part II. Users of the report may wish to locate a summary table of interest, for example, one containing caseload inventory data for domestic relations cases in Part I. An examination of the data contained in the table may stimulate some questions which may be answered in part by reference to either the court organization charts or individual court profiles contained in Part II. Another approach would be to first examine a court profile in Part II of the document, and then turn to the associated summary tables in Part I to compare caseload volume of other courts with similar jurisdiction to that of the court of interest. Depending on the interest of the user, one can proceed from the general to the specific or vice versa.

This two-part structure for the document made it necessary that its preparation proceed in stages. Data were first compiled into nationwide volume statistics (beginning pending, filed, disposed, and end pending), and then the volume statistics were broken down where possible into broad category classifications, chosen to reflect the kinds of data being reported by the states. This approach required initial preparation of an overview court organization chart and an individual statistical profile for each state's appellate and trial courts. The resulting documentation makes up Part II of this report (pages to).

Data availability has improved greatly from the first half of this century, when the first national compilation of caseload data was attempted. This improvement in the quantity of available data has continued with significantly more data being reported for 1977 than for 1975 or 1976. Some gross volume data are displayed in this report for all appellate courts, for most of the trial courts of general jurisdiction, and for many of the trial courts of limited or special jurisdiction. However, the validity and reliability of much of the data reported has not been ascertained.

Several general observations can be made about the 1977 state court caseflow data. First, in addition to the increase in data available, the number of cases filed in the courts has also increased from 1976 to 1977. The caseflow estimates indicate that the number of cases filed per judge has increased. Most trial courts also reported increases in the number of filings from 1976 to 1977. Second, the courts have managed to handle this increase in filings fairly well with most courts disposing between 90 and 100 percent of the number of cases filed. A few courts disposed more cases than were filed. The disposition rates of less than 100 percent, however, mean that most courts are adding to their pending caseload. For courts reporting pending caseload, most had increases of less than 20 percent. Finally, for courts reporting pending and filed data, the number of cases pending at the end of the year as a percent of the number of cases filed was less than 50 percent for most courts of last resort, less than 70 percent for most intermediate appellate courts and for civil caseflow in most trial courts, less than 50 percent for criminal caseflow in most trial courts, and less than 30 percent for traffic and juvenile caseflow in most trial courts.

The composition of the caseload of the courts is also of interest. In the appellate courts, the data available indicate that approximately 55 percent of the appeals filed in 1977 were civil appeals. For the trial courts in 1977 the caseload estimates indicate that of the 83 million cases filed, approximately 12.8 million were civil cases, 10.2 million were criminal cases, 59 million were traffic cases, and 1.3 million were juvenile cases.

The detail charts and statistical profiles in Part II are helpful references because they indicate not only the organization and subject matter jurisdiction of the courts in each state, but also the differences in reporting periods, units of count, and variations in case categories and classifications. They show at a glance how much data were available for comparison purposes.

Contents

	Page
Foreword	iii
Acknowledgments	v
Highlights	vi
List of figures	ix
List of tables	ix
List of state court statistical profiles	xii

Introduction

National Court Statistics Project	1
Methodology employed	1
Data sources	1
Scope of the report	1
Category classifications	2
Format used	2
Profiles	2
Summary tables	2
Footnotes	3
Verification of data	3
Limitations on use of data	3
Variations in court organization	4
Variations in subject matter jurisdiction	4
Variations in definitions	4
Variations in completeness and accuracy of data	6
Variations in reporting periods	6
Limitations on analysis	7
Statistical series continuing development	8
Dynamics of improvement	9

Part I: 1977 State court caseload summary statistics

Introduction	13
Measures of analysis used on summary tables	13
Disposed as a percent of filed	13
End pending as a percent of filed	13
Number change in pending caseload	13
Percent change in pending caseload	13
Filed per unit of population	13
Disposed and end pending per unit of population	13
Filed and disposed per judge	14
Appellate court summary statistics	14
Trial court summary statistics	33

Part II: State court statistical profiles

Explanation of contents of each profile	118
Prototype of state court system chart	119
Prototype of court of last resort or intermediate appellate court chart	120
Prototype of general, limited, or special jurisdiction court chart	122
State court profiles: Alabama through Wyoming	126

Appendices

Appendix A: Technical discussion of estimation procedure	453
Appendix B: Sources of 1977 state court caseload statistics	458

List of figures

		Page
Figure A:	Civil case definition, for state courts not using the filing of a petition or complaint	4
Figure B:	Criminal case unit of count, used by trial courts, by state	5
Figure C:	Reporting periods for state courts, not using the calendar year, 1977	7

List of tables

Table 1:	Reported and estimated national caseflow for courts of last resort, intermediate appellate courts, and all appellate courts, 1977. Estimated cases per judge and per 100,000 population	16
Table 2:	Reported appellate court caseflow for courts of last resort, intermediate appellate courts, and all appellate courts, 1977. Number and percent change in pending. Number of courts of last resort and intermediate appellate courts. Number of judges in each appellate court. 1977 state population in thousands. Reported national totals with number of states reporting and percent of population represented	17
Table 3:	Detailed category caseflow for courts of last resort, 1977. Appeals, original proceedings, requests to appeal, and total cases. Reported national totals with number of states reporting and percent of population represented	20
Table 4:	Detailed category caseflow for intermediate appellate courts, 1977. Appeals, original proceedings, requests to appeal, and total cases. Reported national totals with number of states reporting and percent of population represented	22
Table 5:	Caseflow for courts of last resort in states with intermediate appellate courts, 1977. State population. Disposed and end pending as a percent of filed. Number and percent change in pending. Filed and disposed per judge. Filed, disposed, and end pending per 100,000 population.	23
Table 6:	Caseflow for courts of last resort in states without intermediate appellate courts, 1977. State population. Disposed and end pending as a percent of filed. Number and percent change in pending. Filed and disposed per judge. Filed, disposed, and end pending per 100,000 population	24
Table 7:	Caseflow for intermediate appellate courts, 1977. State population. Disposed and end pending as a percent of filed. Number and percent change in pending. Filed and disposed per judge. Filed, disposed, and end pending per 100,000 population	25
Table 8:	Caseflow for appeals and requests to appeal (civil and criminal) and total cases for courts of last resort, 1977	26
Table 9:	Caseflow for appeals and requests to appeal (civil and criminal) and total cases for intermediate appellate courts, 1977	28
Table 10:	Time interval (days) data for courts of last resort and intermediate appellate courts, 1977. Courts grouped by beginning event point. Beginning event to briefs filed, to argument or submission, and to decision announced. Argument or submission to decision announced. Type of cases included and statistic type (mean or median)	29
Table 11:	Filed cases for appellate courts, 1968-1977. Appellate courts reporting five or more years of cases filed data	30
Table 12:	Number and percent change in filed cases year to year for appellate courts, 1968-1977. Appellate courts reporting five or more years of cases filed data	31
Table 13:	Reported national caseflow (civil, criminal, traffic, juvenile, and total) in general jurisdiction, limited jurisdiction, and all trial courts, 1977. Estimated civil, criminal, juvenile, traffic, and total cases filed and disposed in all trial courts	34
Table 14:	Reported general jurisdiction caseflow, 1977. Civil, criminal, traffic, juvenile, and total cases, with state population and number of judges	38
Table 15:	Reported limited jurisdiction caseflow, 1977. Civil, criminal, traffic, juvenile, and total cases, with state population and number of judges	42
Table 16:	General jurisdiction, limited jurisdiction, and all trial courts total caseflow, 1977. State population. Disposed and end pending as a percent of filed. Number and percent change in pending	50
Table 17:	General jurisdiction, limited jurisdiction, and all trial courts civil caseflow, 1977. State population. Disposed and end pending as a percent of filed. Number and percent change in pending	54
Table 18:	Composition of civil case filings in general jurisdiction courts, 1977. State and court. Civil case categories	56
Table 19:	Composition of civil case dispositions in general jurisdiction courts, 1977. State and court. Civil case categories	58
Table 20:	Tort caseflow for trial courts, 1977. State population. Courts reporting tort (auto, professional, product liability, and other tort) caseflow. Disposed and end pending as a percent of filed. Number and percent change in pending. Filed per 100,000 population	61

Page

Table 21: Contract caseflow for trial courts, 1977.
State population. Courts reporting contract caseflow. Disposed and end pending as a percent of filed. Number and percent change in pending. Filed per 100,000 population 62

Table 22: Small claims caseflow for trial courts, 1977.
State population. Courts reporting small claims caseflow. Disposed and end pending as a percent of filed. Number and percent change in pending. Filed per 100,000 population 63

Table 23: Real property rights caseflow for trial courts, 1977.
State population. Courts reporting real property rights caseflow. Disposed and end pending as a percent of filed. Number and percent change in pending. Filed per 100,000 population 64

Table 24: Domestic relations caseflow for trial courts, 1977.
State population. Courts reporting domestic relations caseflow. Disposed and end pending as a percent of filed. Number and percent change in pending. Filed per 100,000 population 66

Table 25: Estate caseflow for trial courts, 1977.
State population. Courts reporting estate caseflow. Disposed and end pending as a percent of filed. Number and percent change in pending. Filed per 100,000 population 68

Table 26: Mental health caseflow for trial courts, 1977.
State population. Courts reporting mental health caseflow. Disposed and end pending as a percent of filed. Number and percent change in pending. Filed per 100,000 population 69

Table 27: Civil appeals caseflow for trial courts, 1977.
State population. Courts reporting civil appeals caseflow. Disposed and end pending as a percent of filed. Number and percent change in pending. Filed per 100,000 population 70

Table 28: General jurisdiction, limited jurisdiction, and all trial courts criminal caseflow, 1977.
State adult population within unit of count groupings. Disposed and end pending as a percent of filed. Number and percent change in pending 72

Table 29: Composition of criminal case filings in general jurisdicton courts, 1977.
State and court. Criminal case categories 74

Table 30: Composition of criminal case dispositions in general jurisdiction courts, 1977.
State and court. Criminal case categories 76

Table 31: Felony caseflow for general jurisdiction courts, 1977.
State adult population within unit of count groupings. Courts reporting felony caseflow. Disposed and end pending as a percent of filed. Number and percent change in pending. Filed per 100,000 adult population 78

Table 32: Misdemeanor caseflow for trial courts, 1977.
State adult population within unit of count groupings. Courts reporting misdemeanor caseflow. Disposed and end pending as a percent of filed. Number and percent change in pending. Filed per 100,000 adult population. 80

Table 33: Combined felony and misdemeanor caseflow, 1977.
State adult population within unit of count groupings. Courts reporting felony, misdemeanor, or felony/misdemeanor caseflow. Disposed and end pending as a percent of filed. Number and percent change in pending. Filed per 100,000 adult population 82

Table 34: Ordinance violation caseflow for trial courts, 1977.
State population within unit of count groupings. Courts reporting ordinance violations caseflow. Disposed and end pending as a percent of filed. Number and percent change in pending. Filed per 100,000 adult population 85

Table 35: Preliminary hearing caseflow for trial courts, 1977.
State adult population within unit of count groupings. Courts reporting felony preliminary caseflow. Disposed and end pending as a percent of filed. Number and percent change in pending. Filed per 100,000 adult population 86

Table 36: Criminal appeals caseflow for trial courts, 1977.
State adult population within unit of count groupings. Courts reporting criminal appeals caseflow. Disposed and end pending as a percent of filed. Number and percent change in pending. Filed per 100,000 adult population 87

Table 37: Criminal disposition types for trial courts, 1977.
State adult population within unit of count groupings. Courts reporting criminal disposition types. Pleas, total convictions, trial convictions, acquitted, nolle prosequi, and dismissed. Each disposition type as a percent of criminal dispositions 88

Table 38: Criminal trial data for trial courts, 1977.
State adult population within unit of count groupings. Courts reporting criminal trial data. Case categories included in data are listed. Trial definitions. Jury and non-jury trials as a percent of total trials. Jury, non-jury, and total trials as a percent of criminal dispositions 90

Table 39: General jurisdiction, limited jurisdiction, and all trial courts tratfic caseflow, 1977.
State population. Disposed and end pending as a percent of filed. Number and percent change in pending 94

Table 40: DWI/DUI caseflow for trial courts, 1977.
State population. Courts reporting DWI/DUI caseflow. Disposed and end pending as a percent of filed. Number and percent change in pending. Filed per 100,000 population 96

Table 41: Other traffic violations caseflow for trial courts, 1977.
State population. Courts reporting other traffic violations caseflow. Disposed and end pending as a percent of filed. Number and percent change in pending. Filed per 100,000 population . . . 97

Page

Table 42: Traffic disposition types for trial courts, 1977.
State population. Courts reporting traffic disposition type data. Pleas, violations bureau, bail or bond forfeitures, total convictions, trial convictions, acquitted, nolle prosequi, and dismissed. Each disposition type as a percent of traffic dispositions 98

Table 43: General jurisdiction, limited jurisdiction, and all trial courts juvenile caseflow, 1977.
State juvenile population. Disposed and end pending as a percent of filed. Number and percent change in pending 100

Table 44: Criminal-type offense caseflow for trial courts, 1977.
State juvenile population. Courts reporting criminal-type caseflow. Disposed and end pending as a percent of filed. Number and percent change in pending. Filed per 100,000 juvenile population 102

Table 45: Status offense caseflow for trial courts, 1977.
State juvenile population. Courts reporting status offenses caseflow. Disposed and end pending as a percent of filed. Number and percent change in pending. Filed per 100,000 juvenile population 103

Table 46: Non-offense caseflow for trial courts, 1977.
State juvenile population. Courts reporting non-offense caseflow. Disposed and end pending as a percent of filed. Number and percent change in pending. Filed per 100,000 juvenile population 104

Table 47: Jury trials for civil, criminal, traffic, juvenile, and total caseflow, 1977.
State population. Courts reporting jury trial data. Civil, criminal, traffic, juvenile, and total dispositions. Jury trials as a percent of dispositions 106

Table 48: Filed cases (total, civil, criminal, and juvenile cases) for trial courts, 1968-1977.
Trial courts reporting five or more years of cases filed data 109

Table 49: Number and percent change in filed cases (total, civil, criminal, and juvenile cases) year to year for trial courts, 1968-1977.
Trial courts reporting five or more years of cases filed data 112

State Court Statistical Profiles

Page

Prototype
State Court System, 1977 119
Court of last resort or intermediate appellate court 120
Court of general, limited, or special jurisdiction. 122

Alabama
Alabama Court System, 1977 126
Alabama Supreme Court--court of last resort. . . . 127
Alabama Court of Civil Appeals--intermediate appellate court 128
Alabama Court of Criminal Appeals--intermediate appellate court 129
Alabama Circuit Court--court of general jurisdiction. 130
Alabama District Court--court of limited jurisdiction. 131
Alabama Probate Court--court of limited jurisdiction. 131
Alabama Municipal Court--court of limited jurisdiction. 131

Alaska
Alaska Court System, 1977. 132
Alaska Supreme Court--court of last resort 133
Alaska Superior Court--court of general jurisdiction. 134
Alaska District Court--court of limited jurisdiction. 136
Alaska Magistrates Court--court of limited jurisdiction. 137

Arizona
Arizona Court System, 1977 138
Arizona Supreme Court--court of last resort. . . . 139
Arizona Court of Appeals--intermediate appellate court 140
Arizona Superior Court--court of general jurisdiction. 141
Arizona Justices of the Peace--court of limited jurisdiction. 142
Arizona City Magistrates--court of limited jurisdiction. 142

Arkansas
Arkansas Court System, 1977. 144
Arkansas Supreme Court--court of last resort . . . 145
Arkansas Circuit Court--court of general jurisdiction. 146
Arkansas Chancery and Probate Court--court of general jurisdiction. 146
Arkansas Court of Common Pleas--court of limited jurisdiction. 147
Arkansas County Court--court of limited jurisdiction. 147
Arkansas Municipal Court--court of limited jurisdiction. 148
Arkansas City Court, Police Court, and Justice of the Peace Court--courts of limited jurisdiction . 148

California
California Court System, 1977. 150
California Supreme Court--court of last resort . . 151
California Courts of Appeal--intermediate appellate court 152
California Superior Court--court of general jurisdiction. 153
California Municipal Court--court of limited jurisdiction. 154
California Justice Court--court of limited jurisdiction. 155

Colorado
Colorado Court System, 1977. 158
Colorado Supreme Court--court of last resort . . . 159

Page

Colorado Court of Appeals--intermediate appellate court 160
Colorado District Court, Denver Superior Court, Denver Juvenile Court, and Denver Probate Court--court of general jurisdiction. 160
Colorado Water Court--court of general jurisdiction. 162
Colorado County Court--court of limited jurisdiction. 162
Colorado Municipal Court--court of limited jurisdiction. 163

Connecticut
Connecticut Court System, 1977 164
Connecticut Supreme Court--court of last resort. . 165
Connecticut Superior Court--court of general jurisdiction. 166
Connecticut Court of Common Pleas--court of limited jurisdiction. 167
Connecticut Probate Court--court of limited jurisdiction. 168
Connecticut Juvenile Court--court of limited jurisdiction. 168

Delaware
Delaware Court System, 1977. 170
Delaware Supreme Court--court of last resort . . . 171
Delaware Court of Chancery--court of general jurisdiction. 171
Delaware Superior Court--court of general jurisdiction. 172
Delaware Court of Common Pleas--court of limited jurisdiction. 173
Municipal Court of Wilmington, Delaware--court of limited jurisdiction 173
Delaware Family Court--court of limited jurisdiction. 174
Delaware Justice of the Peace Court--court of limited jurisdiction. 174
Delaware Alderman's Court--court of limited jurisdiction. 175

District of Columbia
District of Columbia Court System, 1977. 176
District of Columbia Court of Appeals--court of last resort. 177
District of Columbia Superior Court--court of general jurisdiction 178

Florida
Florida Court System, 1977 180
Florida Supreme Court--court of last resort. . . . 181
Florida District Courts of Appeal--intermediate appellate court 182
Florida Circuit Court--court of general jurisdiction. 183
Florida County Court--court of limited jurisdiction. 184

Georgia
Georgia Court System, 1977 186
Georgia Supreme Court--court of last resort. . . . 187
Georgia Court of Appeals--intermediate appellate court 187
Georgia Superior Court--court of general jurisdiction. 188
Georgia State Court and County Court--courts of limited jurisdiction 189
Georgia Probate Court--court of limited jurisdiction. 190
Georgia Juvenile Court--court of limited jurisdiction. 190
Georgia Municipal Court--court of limited jurisdiction. 191
Georgia Civil Court--court of limited jurisdiction. 191
Georgia Small Claims Court--court of limited jurisdiction. 191
Georgia Magistrate's Court--court of limited jurisdiction. 191

Page

Georgia Justice of the Peace Court--court of limited jurisdiction. 191
Georgia Recorder's Court, Mayor's Court, Municipal Court, City Council Court, Police Court, Criminal Court--court of limited jurisdiction. 191

Guam
Guam Court System, 1977 192
Superior Court--Court of general jurisdiction . . 193

Hawaii
Hawaii Court System, 1977. 194
Hawaii Supreme Court--court of last resort 195
Hawaii Circuit Court--court of general jurisdiction. 196
Hawaii Land Court--court of general jurisdiction. 198
Hawaii Tax Appeal Court--court of general jurisdiction. 198
Hawaii District Court--court of limited jurisdiction. 199

Idaho
Idaho Court System, 1977 200
Idaho Supreme Court--court of last resort. 201
Idaho District Court--court of general jurisdiction. 202
Idaho Magistrates Division of District Court--court of general jurisdiction 203

Illinois
Illinois Court System, 1977. 206
Illinois Supreme Court--court of last resort . . . 207
Illinois Appellate Court--intermediate appellate court 208
Illinois Circuit Court--court of general jurisdiction. 209

Indiana
Indiana Court System, 1977 212
Indiana Supreme Court--court of last resort. . . . 213
Indiana Court of Appeals--intermediate appellate court 214
Indiana Superior Court and Circuit Court--court of general jurisdiction 214
Criminal Court of Marion County, Indiana--court of general jurisdiction 216
Indiana County Court--court of limited jurisdiction. 216
Municipal Court of Marion County, Indiana--court of limited jurisdiction 217
Indiana Probate Court--court of limited jurisdiction. 218
Juvenile Court of Marion County, Indiana--court of limited jurisdiction 219
Indiana City Court--court of limited jurisdiction. 219
Indiana Town Court--court of limited jurisdiction. 219
Indiana Justice of the Peace Court--court of limited jurisdiction. 219
Small Claims Court of Marion County, Indiana--court of limited jurisdiction 219

Iowa
Iowa Court System, 1977. 220
Iowa Supreme Court--court of last resort 221
Iowa Court of Appeals--intermediate appellate court 223
Iowa District Court--court of general jurisdiction. 224

Kansas
Kansas Court System, 1977. 226
Kansas Supreme Court--court of last resort 228
Kansas Court of Appeals--intermediate appellate court 229
Kansas District Court--court of general jurisdiction. 230

Page

Kansas County Court--court of limited jurisdiction. 232
Kansas Probate Court and Juvenile Court--courts of limited jurisdiction 233
Kansas City Court, Magistrate Court, and Common Pleas Court--courts of limited jurisdiction . . . 234
Kansas Municipal Court--court of limited jurisdiction. 234

Kentucky
Kentucky Court System, 1977. 236
Kentucky Supreme Court--court of last resort . . . 237
Kentucky Court of Appeals--intermediate appellate court 238
Kentucky Circuit Court--court of general jurisdiction. 238
Kentucky County Court, Quarterly Court, Police Court, and Justice Court--courts of limited jurisdiction. 239

Louisiana
Louisiana Court System, 1977 240
Louisiana Supreme Court--court of last resort. . . 241
Louisiana Courts of Appeal--intermediate appellate court 242
Louisiana District Court--court of general jurisdiction 243
Louisiana Family Court and Juvenile Court--courts of limited jurisdiction 243
Louisiana City Court, Parish Court, and New Orleans Municipal and Traffic Court--courts of limited jurisdiction. 244
Louisiana Justice of the Peace Court--court of limited jurisdiction. 244
Louisiana Mayor's Court--court of limited jurisdiction. 244

Maine
Maine Court System, 1977 246
Maine Supreme Judicial Court--court of last resort. 247
Maine Superior Court--court of general jurisdiction. 248
Maine District Court--court of limited jurisdiction. 249
Maine Probate Court--court of limited jurisdiction. 249
Maine Administrative Court--court of limited jurisdiction. 249

Maryland
Maryland Court System, 1977. 250
Maryland Court of Appeals--court of last resort. . 251
Maryland Court of Special Appeals--intermediate appellate court 252
Maryland Circuit Court--court of general jurisdiction. 252
Maryland District Court--court of limited jurisdiction. 254
Maryland Orphan's Court--court of limited jurisdiction. 254

Massachusetts
Massachusetts Court System, 1977 256
Massachusetts Supreme Judicial Court--court of last resort 257
Massachusetts Appeals Court--intermediate appellate court 257
Massachusetts Superior Court--court of general jurisdiction. 258
Massachusetts District Court--court of limited jurisdiction. 259
Boston Municipal Court, Massachusetts--court of limited jurisdiction. 260
Massachusetts Housing Court--court of limited jurisdiction. 261
Massachusetts Juvenile Court--court of limited jurisdiction. 261

Page

Massachusetts Probate Court --court of limited jurisdiction. 262
Massachusetts Land Court--court of limited jurisdiction. 262

Michigan
Michigan Court System, 1977. 264
Michigan Supreme Court--court of last resort . . . 265
Michigan Court of Appeals--intermediate appellate court 266
Michigan Circuit Court--court of general jurisdiction. 266
Michigan Court of Claims--court of general jurisdiction. 267
Recorder's Court of Detroit, Michigan--court of general jurisdiction. 268
Common Pleas Court of Detroit, Michigan--court of limited jurisdiction 269
Michigan District Court--court of limited jurisdiction. 270
Michigan Municipal Court--court of limited jurisdiction. 271
Michigan Probate Court--court of limited jurisdiction. 272

Minnesota
Minnesota Court System, 1977 274
Minnesota Supreme Court--court of last resort. . . 275
Minnesota District Court--court of general jurisdiction. 276
Minnesota Conciliation Court--court of limited jurisdiction. 276
Minnesota County Municipal Court--court of limited jurisdiction. 277
Minnesota County Court--court of limited jurisdiction. 278
Minnesota Probate Court--court of limited jurisdiction. 279

Mississippi
Mississippi Court System, 1977 280
Mississippi Supreme Court--court of last resort. . 281
Mississippi Circuit Court--court of general jurisdiction. 282
Mississippi Chancery Court--court of general jurisdiction. 282
Mississippi County Court--court of limited jurisdiction. 283
Mississippi Justice Court--court of limited jurisdiction. 283
Mississippi Family Court--court of limited jurisdiction. 283
Mississippi Municipal Court--court of limited jurisdiction. 283

Missouri
Missouri Court System, 1977. 284
Missouri Supreme Court--court of last resort . . . 285
Missouri Court of Appeals--intermediate appellate court 286
Missouri Circuit Court and Court of Common Pleas--court of general jurisdiction. 287
St. Louis Court of Criminal Correction, Missouri--court of limited jurisdiction 288
Missouri Magistrate Court--court of limited jurisdiction. 289
Missouri Probate Court--court of limited jurisdiction. 289
Missouri Municipal Court--court of limited jurisdiction. 289

Montana
Montana Court System, 1977 290
Montana Supreme Court--court of last resort. . . . 291
Montana District Court--court of general jurisdiction. 291
Montana Justice Court--court of limited jurisdiction. 291

Page

Montana City Court--court of limited jurisdiction 291
Montana Municipal Court--court of limited jurisdiction 291

Nebraska
Nebraska Court System, 1977. 292
Nebraska Supreme Court--court of last resort . . . 293
Nebraska District Court--court of general jurisdiction 293
Nebraska County Court--court of limited jurisdiction 294
Nebraska Separate Juvenile Court--court of limited jurisdiction 294
Nebraska Municipal Court--court of limited jurisdiction 295
Nebraska Workmen's Compensation Court--court of limited jurisdiction 295

Nevada
Nevada Court System, 1977. 296
Nevada Supreme Court--court of last resort 297
Nevada District Court--court of general jurisdiction 298
Nevada Justice Court--court of limited jurisdiction 298
Nevada Municipal Court--court of limited jurisdiction 298

New Hampshire
New Hampshire Court System, 1977 300
New Hampshire Supreme Court--court of last resort 301
New Hampshire Superior Court--court of general jurisdiction 301
New Hampshire District Court--court of limited jurisdiction 302
New Hampshire Probate Court--court of limited jurisdiction 303
New Hampshire Municipal Court--court of limited jurisdiction 304

New Jersey
New Jersey Court System, 1977. 306
New Jersey Supreme Court--court of last resort . . 307
New Jersey Appellate Division of Superior Court--intermediate appellate court 308
New Jersey Superior Court (Law Division and Chancery Division) and County Court--court of general jurisdiction 309
New Jersey County District Court--court of limited jurisdiction 311
New Jersey Juvenile and Domestic Relations Court--court of limited jurisdiction 312
New Jersey Municipal Court--court of limited jurisdiction 313
New Jersey Surrogates 313

New Mexico
New Mexico Court System, 1977. 314
New Mexico Supreme Court--court of last resort . . 315
New Mexico Court of Appeals--intermediate appellate court 316
New Mexico District Court--court of general jurisdiction 317
New Mexico Magistrate Court--court of limited jurisdiction 318
New Mexico Probate Court--court of limited jurisdiction 318
New Mexico Municipal Court--court of limited jurisdiction 318
Small Claims Court of Albuquerque, New Mexico--court of limited jurisdiction 318

New York
New York Court System, 1977. 320
New York Court of Appeals--court of last resort. . 321
New York Appellate Divisions of the Supreme Court--intermediate appellate court 322

Page

New York Appellate Terms of the Supreme Court--intermediate appellate court 323
New York Supreme Court and County Court--courts of general jurisdiction 324
Civil Court of the City of New York--court of limited jurisdiction 325
Criminal Court of the City of New York--court of limited jurisdiction 326
New York Court of Claims--court of limited jurisdiction 327
New York Surrogates' Court--court of limited jurisdiction 327
New York Family Court--court of limited jurisdiction 328
New York District Court and City Court--courts of limited jurisdiction 329
New York Town and Village Court--court of limited jurisdiction 330

North Carolina
North Carolina Court System, 1977. 332
North Carolina Supreme Court--court of last resort. 333
North Carolina Court of Appeals--intermediate appellate court 334
North Carolina Superior Court--court of general jurisdiction 335
North Carolina District Court--court of limited jurisdiction 336

North Dakota
North Dakota Court System, 1977. 338
North Dakota Supreme Court--court of last resort. 339
North Dakota District Court--court of general jurisdiction 340
North Dakota County Court with Increased Jurisdiction--court of limited jurisdiction . . . 341
North Dakota Municipal Court--court of limited jurisdiction 342
North Dakota County Probate Court--court of limited jurisdiction 342
North Dakota County Justice Court--court of limited jurisdiction 343

Ohio
Ohio Court System, 1977. 344
Ohio Supreme Court--court of last resort 345
Ohio Court of Appeals--intermediate appellate court 345
Ohio Court of Common Pleas--court of general jurisdiction 346
Ohio County Court--court of limited jurisdiction 347
Ohio Municipal Court--court of limited jurisdiction 348
Ohio Court of Claims--court of limited jurisdiction 350
Ohio Mayors' Court--court of limited jurisdiction 350

Oklahoma
Oklahoma Court System, 1977. 352
Oklahoma Supreme Court--court of last resort . . . 353
Oklahoma Court of Criminal Appeals--court of last resort 354
Oklahoma Court of Appeals--intermediate appellate court 354
Oklahoma District Court--court of general jurisdiction 355
Oklahoma State Industrial Court--court of limited jurisdiction 356
Oklahoma Court of Bank Review--court of limited jurisdiction 357
Oklahoma Court of Tax Review--court of limited jurisdiction 357
Oklahoma Municipal Criminal Court of Record--court of limited jurisdiction 357
Oklahoma Municipal Court Not of Record--court of limited jurisdiction 357

Page

Oregon
Oregon Court System, 1977. 358
Oregon Supreme Court--court of last resort 359
Oregon Court of Appeals--intermediate appellate court 360
Oregon Circuit Court--court of general jurisdiction 361
Oregon Tax Court--court of general jurisdiction. . 362
Oregon District Court--court of limited jurisdiction 362
Oregon County Court--court of limited jurisdiction 363
Oregon Justice Court--court of limited jurisdiction 364
Oregon Municipal court--court of limited jurisdiction 364

Pennsylvania
Pennsylvania Court System, 1977. 366
Pennsylvania Supreme Court--court of last resort 367
Pennsylvania Superior Court--intermediate appellate court 368
Pennsylvania Commonwealth Court--intermediate appellate court 368
Pennsylvania Court of Common Pleas--court of general jurisdiction 369
Pennsylvania District Justice Court--court of limited jurisdiction 370
Philadelphia Municipal Court, Pennsylvania--court of limited jurisdiction 371
Pittsburgh City Magistrates, Pennsylvania--court of limited jurisdiction 371
Philadelphia Traffic Court, Pennsylvania--court of limited jurisdiction 372

Puerto Rico
Puerto Rico Court System, 1977 374
Puerto Rico Supreme Court--court of last resort. . 375
Puerto Rico Superior Court--court of general jurisdiction 376
Puerto Rico District Court--court of limited jurisdiction 378
Puerto Rico Justices of the Peace--court of limited jurisdiction 379
Puerto Rico Municipal Court--court of limited jurisdiction 380

Rhode Island
Rhode Island Court System, 1977. 382
Rhode Island Supreme Court--court of last resort 383
Rhode Island Superior Court--court of general jurisdiction 384
Rhode Island Family Court--court of limited jurisdiction 385
Rhode Island District Court--court of limited jurisdiction 386
Rhode Island Municipal Court--court of limited jurisdiction 386
Rhode Island Probate Court--court of limited jurisdiction 386

South Carolina
South Carolina Court System, 1977. 388
South Carolina Supreme Court--court of last resort 389
South Carolina Circuit Court--court of general jurisdiction 390
South Carolina County Court and Civil and Criminal Court--courts of limited jurisdiction. . 390
South Carolina Family Court--court of limited jurisdiction 391
South Carolina Magistrate Court--court of limited jurisdiction 392
South Carolina Probate Court--court of limited jurisdiction 392
South Carolina Municipal Court--court of limited jurisdiction 392

Page

South Dakota
South Dakota Court System, 1977. 394
South Dakota Supreme Court--court of last resort 395
South Dakota Circuit Court--court of general jurisdiction 396

Tennessee
Tennessee Court System, 1977 398
Tennessee Supreme Court--court of last resort. . . 399
Tennessee Court of Appeals--intermediate appellate court 399
Tennessee Court of Criminal Appeals--intermediate appellate court 400
Tennessee Circuit Court and Criminal Court--courts of general jurisdiction. 400
Tennessee Law and Equity Court--court of general jurisdiction. 402
Tennessee Chancery Court--court of general jurisdiction. 404
Tennessee Probate Court--court of limited jurisdiction. 405
Tennessee County Court--court of limited jurisdiction. 405
Tennessee Juvenile Court--court of limited jurisdiction. 405
Tennessee General Sessions Court--court of limited jurisdiction. 405
Tennessee Municipal Court--court of limited jurisdiction. 405
Tennessee Justice of the Peace Court--court of limited jurisdiction. 405

Texas
Texas Court System, 1977 406
Texas Supreme Court--court of last resort. 407
Texas Court of Criminal Appeals--court of last resort. 408
Texas Courts of Civil Appeals--intermediate appellate court 409
Texas District Court, Criminal District Court, Domestic Relations Court, and Juvenile Court--courts of general jurisdiction. 410
Texas County Court at Law, Consritutional County Court, and Probate Court--courts of limited jurisdiction. 412
Texas Municipal Court--court of limited jurisdiction. 413
Texas Justice of the Peace Court--court of limited jurisdiction. 414

Utah
Utah Court System, 1977. 416
Utah Supreme Court--court of last resort 417
Utah District Court--court of general jurisdiction. 418
Utah City Court--court of limited jurisdiction . . 419
Utah Justice of the Peace Court--court of limited jurisdiction. 420
Utah Juvenile Court--court of limited jurisdiction. 420

Vermont
Vermont Court System, 1977 422
Vermont Supreme Court--court of last resort. . . . 423
Vermont Superior Court--court of general jurisdiction. 424
Vermont District Court--court of general jurisdiction. 425
Vermont Probate Court--court of limited jurisdiction. 426

Virginia
Virginia Court System, 1977. 428
Virginia Supreme Court--court of last resort . . . 429
Virginia Circuit Court--court of general jurisdiction. 430
Virginia District Court--court of limited jurisdiction. 431

	Page
Washington	
Washington Court System, 1977	432
Washington Supreme Court--court of last resort	433
Washington Court of Appeals--intermediate appellate court	434
Washington Superior Court--court of general jurisdiction	435
Washington District Court and Justices of the Peace--courts of limited jurisdiction	436
Washington Municipal Court--court of limited jurisdiction	437
West Virginia	
West Virginia Court System, 1977	438
West Virginia Supreme Court of Appeals--court of last resort	439
West Virginia Circuit Court--court of general jurisdiction	439
West Virginia Magistrate Court--court of limited jurisdiction	440
West Virginia Municipal Court--court of limited jurisdiction	440
Wisconsin	
Wisconsin Court System, 1977	442
Wisconsin Supreme Court--court of last resort	443
Wisconsin Circuit Court and County Court--courts of general jurisdiction	444
Wisconsin Municipal Justice Court--court of limited jurisdiction	445
Wyoming	
Wyoming Court System, 1977	446
Wyoming Supreme Court--court of last resort	447
Wyoming District Court--court of general jurisdiction	448
Wyoming Justice Court--court of limited jurisdiction	448
Wyoming Municipal Court--court of limited jurisdiction	448

introduction

National Court Statistics Project

The Annual Report series of state court caseload statistics is the product of the continuing cooperative relationship between the Conference of State Court Administrators (COSCA) and the National Center for State Courts (NCSC). Financial management, project management, and project staffing responsibility are assumed by the National Court Statistics Project (NCSP) of the NCSC. COSCA, through its NCSP Committee, provides general policy review, guidance, and control over all project activities.

The twin goals of the National Court Statistics Project are to collect, compile, analyze, and disseminate state court caseload statistics and to help states improve the quality of the data they report by assisting them in resolving their statistical problems. The Annual Report series responds directly to the first goal by compiling all available state court caseload data from the 50 states, the District of Columbia, Guam and Puerto Rico.[1] These NCSC goals require the careful choosing of an annual report series methodology for assembling the caseload data that are available from each of the states.

Methodology employed

Data sources

The sources of data for the tables presented in this series are published annual reports provided by the states and unpublished statistical material requested of and supplied by state court administrators and appellate court clerks. (Appendix A of this report identifies the sources of data from each state.)

In addition to a review of all published and unpublished data received from the states, a study was made of all available reporting forms and instructions used by the states to collect caseload statistics from their respective courts. Additional relevant information was secured from appropriate personnel in each state. As the project progressed, telephone contact and follow-up correspondence were used to collect missing data, confirm the accuracy of available data, and determine the legal jurisdiction of each court.

Each administrative office of the courts completed a check-off sheet to indicate the types of cases handled by each court. Beyond this, information was collected concerning the number of judges per court or court system (from annual reports, offices of state court administrators, and appellate clerks), the state population (based on Bureau of the Census 1977 revised estimates), other 1977 demographic data (taken from the Statistical Abstract of the United States: 1979[2]), and special characteristics regarding subject matter jurisdiction and court structure. When explanation of a court's jurisdiction was not directly obtainable, available information was used from the National Survey of Court Organization.[3]

Scope of the report

The first annual report (1975) presented available caseload data for state appellate courts and trial courts of general jurisdiction, and for selected categories (juvenile, domestic relations, probate and mental health) in limited jurisdiction courts. The second annual report (1976) again presented available data for appellate courts and courts of general jurisdiction, and also expanded to include all available caseload data for all limited jurisdiction courts. As data from each court level became more complete, future aggregation of trial court caseloads should become more meaningful.

The 1976 report was expanded to include Puerto Rico. The addition of Puerto Rico to the series was made possible through translation assistance provided by the Puerto Rico Office of Court Administration. Data from Guam was available for the 1977 court year, so it was added to this edition of the report. The scope of future reports will be broadened, if possible, to include American Samoa and the Virgin Islands.

This report reflects court organization and jurisdiction as it existed in 1977, but the reader should keep in mind that court systems are not static entities. For example, the trial courts were unified in Kansas during the 1977 court year, and an intermediate appellate court was created. Since 1977, both Kentucky and Missouri have unified their trial courts, and Alaska, Hawaii, and Iowa have all added intermediate appellate courts. Other states have made changes in the jurisdiction of individual courts. Texas has united its Domestic Relations Court and Juvenile Court into the District Court system, and the dollar amount limits of civil jurisdiction has changed

---

[1] Repetition of "50 states, the District of Columbia, and Puerto Rico" becomes very cumbersome. Throughout the rest of this report, states and court systems will be used even though the reporting units being discussed may include the District of Columbia, Guam, and Puerto Rico.

[2] U.S. Bureau of the Census, Statistical Abstract of the United States: 1979 (Washington, D. C.: U.S. Government Printing Office, 1979).

[3] U.S. Law Enforcement Assistance Administration, National Survey of Court Organization (Washington, D. C.: U.S. Government Printing Office, 1973). Supplements published in 1975 and 1977.

in many courts. Because court organizational or jurisdictional characteristics change over time, caution should be exercised in attempting to compare the data in this 1977 report with earlier data or with more current data.

Category classifications

When data for the 1975 report were being assembled, a classification problem arose because of the multitude of terms being used by the states to report their caseloads. The case categories ultimately used in the 1975 annual report were dictated by the variety and quantity of data reported by the states. NCSP compilation efforts required the establishment of both valid and uniform case categories.

Some changes were made to these categories for the 1976 annual report, primarily in criminal case categories, where two new categories have been added. Ordinance violations accommodates the addition of full coverage of limited jurisdiction courts; and felony/misdemeanor accommodates those courts that do not separate criminal cases into felony and misdemeanor. In the 1975 annual report, these cases were classified as other criminal.

Traffic cases were removed from the criminal category to become an independent category equal to civil, criminal, and juvenile. Subcategories adopted for traffic were DWI/DUI (driving while intoxicated/driving under the influence), parking, and other traffic violations.

Another change that was made for the 1976 report was the relabeling of one juvenile case subcategory. Children in need of supervision, a term used in the 1975 annual report, has been changed to status offenses, a term used increasingly throughout the country. Additional changes to the case classification structure were made for the 1977 edition of the report. The three categories of torts--auto tort, non-auto tort, and unclassified tort--are now reported under the main civil heading of tort. The subcategories were redivided into auto tort, professional tort, product liability tort, and other tort. The subcategories of marriage dissolution, support/custody, adoption, and other domestic relations were added under the main civil heading of domestic relations. The probate category was renamed estate and the subcategories of probate/wills/intestate, guardianship/conservatorship/trusteeship and other estate added under it. Civil appeals were subdivided into appeal of administrative agency case and appeal of trial court case. Sentence review only cases were added as a civil major heading. Finally, the names of two main juvenile categories were changed. Delinquency was renamed criminal-type offense case and dependency and neglect became non-offense case.

Changes were made to the appellate reporting format also. The subcategories of civil, criminal, postconviction remedy, administrative agency, and juvenile were added under the main headings of appeals and requests to appeal. Original proceedings were divided into original jurisdiction, disciplinary, and advisory opinion cases. Sentence review only was added as a separate heading under other cases.

NCSP case categories used for this 1977 report appear as principal headings in the summary tables in Part I, and in each court's profile in Part II. Terminology used within each state is displayed on each court's profile as subheadings under the boldface NCSP main headings. The NCSP main headings are categories used uniformly for all the states. For example, a state's "application for leave to appeal" was classified under the NCSP category of request to appeal in all tables. Explanations used in source documents to clarify a state's data are included, as are explanations to clarify project staff's arrangement of that data. These appear, where appropriate, as footnotes in each court's profile and as footnotes to the summary tables.

Format used

Profiles. After case categories were established to classify available 1977 case data, a profile of the courts in each state was constructed. Each state profile for 1977 contains the following:

--A chart depicting the organization of the court system within the state, the jurisdiction and route of appeal for each court, the number of judges, and information on kinds of trials.

--A set of tables containing the case-related data received from each state court (or court system).

Summary Tables. Data from each state profile were transferred into summary tables designed to display for the record the kinds of available data that could be aggregated. The summary tables are divided into two major sections (appellate and trial) to reflect the two major levels of court.

Appellate courts include both courts of last resort (the final court or courts of appeal within a particular state) and intermediate appellate courts (the court or courts in which the primary work is the disposition of initial appeals received from trial courts of general jurisdiction or administrative agencies, and in which some decisions are subject to appeal or review by a court of last resort). For purposes of displaying data, the courts of last resort have been divided into two groups: those in states with intermediate appellate courts and those in states without intermediate appellate courts. With few exceptions, this division also conveniently separates courts of last resort according to whether or not they have almost complete discretionary jurisdiction. Courts of last resort in states without intermediate appellate courts generally have little or no discretionary jurisdiction, although there are exceptions, such as Virginia and West Virginia.

For purposes of this report, a trial court was considered to be a court of general jurisdiction if it met one of the following criteria:

--The individual state considers it a general jurisdiction court.

--Felony cases are tried and felony sentences given for all types of felony cases.

--The judges of the court are general jurisdiction court judges sitting on temporary assignment. All other trial courts were classified as limited or special jurisdiction courts.

Footnotes. Standard footnote headings have been adopted for use in this report and will continue to be used in the annual report series. Footnotes that contain information on the completeness and quality of the data are included on the summary tables. If more information is needed, the user should consult the individual court profiles where all footnotes are given.

Verification of data

With the cooperation of the Conference of State Court Administrators, all data were submitted for review and verification to the appropriate state court administrator's office. An additional check was provided through the cooperation of the National Conference of Appellate Court Clerks (NCACC), which invited NCSP staff to submit appellate court data for review and verification to the appropriate clerk of the appellate court in each state. This process also included followup by NCSP staff through telephone or letter contact with the state personnel. Finally, the format, content, and limitations of data tables have been reviewed and approved by the COSCA NCSP Committee, which guides the National Court Statistics Project.

Limitations on use of data displayed

The four major uses of court statistical data, as identified in the NCSP publication, State Court Caseload Statistics: The State of the Art[4], are: (1) operational (aiding in the execution of routine day-to-day activities at the local level): (2) management (decision-making at the state or local level concerned with improvement of the court process and system-wide efficiency in the use of court resources); (3) internal planning and research (goal setting and policy planning to establish longterm programs and identify evolving problems); and (4) indirect court uses (decision-making by those outside the courts concerned with policy making or research about court operations). The various uses of court statistics require different levels of detail and analysis, but the availability of detailed statistics is dependent upon the statistical reporting system used at the state or local level. This annual report has restricted its scope to the level of detail currently available from state-level reporting systems.

Operational decisions are made at the local level and require detailed information on a case-by-case basis. These decisions must be made daily and cannot be based upon year-end summary statistics such as those contained in this 1977 report.

Management decisions can be made at either the state or local level and require aggregation of detailed information used for operational decisions. Caseflow management data such as that needed to determine the status of the preparation of the record for appeal or to generate exception reports are gathered by state reporting systems, but this kind of information is also case specific and too detailed to be compiled and used for nationwide comparisons. In contrast, state-level summary statistics would be useful on a national basis for comparison and research purposes in areas such as comparisons of time lapses in case processing to establish norms or guides; analyses to determine assignments of judges needed to relieve backlog; analyses to determine the need for additional judges, support personnel, or facilities; and analyses to determine if an intermediate appellate court should be created.

In response to the recognized need for certain management data nationally, the 1977 Annual Report has concentrated on uniformly classifying caseload data and on compiling available case processing time data. Caseload and case processing are major components of court workload, which the NCSP has defined to mean all court-related matters that consume time and effort (hence, purely administrative and ministerial functions are also included as workload). Measurement of court workload per se is not directly addressed in this report, but caseload inventory data and data regarding the number of trials do provide partial indications of the extent of judicial activity. The data presented in this report reflect the quantity of management data now available from each state's reporting system in published and unpublished reports.

Internal planning and research, as well as planning and research by those outside the court system, require a much wider range of data and analysis than operation and management decisions. The information necessary for these purposes often includes not only an aggregation of data on caseload and caseflow, but also specific data regarding status of cases, as well as information on court operations, judicial budgets, actions prior to filing a case, and actions after disposition of a case. Of interest to some individuals within and outside the court system are studies on a wide range of subjects, such as the effect and cost of litigation, bail availability and uniformity including recognizance/10% bail programs, the validity of case weighting techniques, sentence disparity patterns, the effects of plea negotiation on caseloads, and the impact of legislation. The level needed to answer these questions is, however, beyond the capabilities of most state or even local court information systems. Basic information on caseflow is adequate for many other planning and research issues where the level of needed detail is not as high. These latter kinds of issues include, for example, case filing and disposition trend analysis, caseload composition analysis, analysis of reversal rates, time lapse analysis to establish norms and guides, and forecasting of caseload volumes and facilities needs.

Because few states report data suitable for all kinds of planning and research purposes, and because most states report only certain types of data, the NCSP initially chose to include in the

[4]U.S. Law Enforcement Assistance Administration, State Court Caseload Statistics: The State of the Art (Washington, D. C.: U.S. Government Printing Office, 1978).

national series only those kinds of data that either were already fairly widely available or could be made available without requiring undue effort. Enough states reported trend data, caseload by category, number of reversals, and time-to-disposition data to warrant inclusion of these topics in this report. For those states reporting, some preliminary analysis can be made. For those states not supplying basic data, gaps and "not/available" entries in the profiles and blank spaces in the summary charts draw attention to the missing data. As the gaps in these kinds of data are filled, the annual report series can be expanded to include broader and more sophisticated compilations and analyses.

There are many current variations, as indicated by footnotes, in court data that must be considered before the summary tables can be used to make comparisons between courts or states. Variations that limit the comparability of the 1977 data include: court organization, subject matter jurisdiction, case definition, completeness, accuracy, and reporting periods. These variations are discussed in broad terms below.

Variations in court organization

In any comparison of court statistics among states, differences in court organization must be considered. For example, it should be kept in mind that during 1977:

--Two states (Oklahoma and Texas) had two courts of last resort, (Guam has no court of last resort) (its appeals go into the Federal system), while the remaining states had only one court of last resort.

--Twenty-seven states had intermediate appellate courts; four of these (Alabama, New York, Pennsylvania, Tennessee) had two intermediate appellate courts.

--The number of appellate judges per state (considering only full-time judges and not commissioners or temporary judges) varied from 0 to 63.

--The number of different kinds of trial courts in a state ranged from 1 (in states with a unified court system) to 15. There were four states (Idaho, Illinois, Iowa, South Dakota) and the District of Columbia with no limited jurisdiction trial courts.

Variations in subject matter jurisdiction

The subject matter jurisdiction of both appellate and trial courts also varies widely among the states. Some states have a dual appellate route--one for civil cases and one for criminal cases. One of the primary determinants of the discretionary jurisdiction of a court of last resort appears to be the presence or absence of an intermediate appellate court. Courts of last resort in states with intermediate appellate courts generally have wide discretion in determining the matters they will hear. Appeals must generally be heard as a matter of right by intermediate appellate courts and by courts of last resort in states without intermediate appellate courts (Virginia and West Virginia are exceptions). Caseload comparisons both within and among states that do not take variations in jurisdiction into account will not be valid.

The same kind of wide variation exists in the kinds of cases over which trial courts have jurisdiction. For example, general jurisdiction courts in states with unified trial courts handle all cases from parking violations to felonies and from small claims to the largest civil actions. Another state may have general jurisdiction courts with a criminal division that handles only felony matters (after preliminary hearing in a limited jurisdiction court) and a civil division that handles no civil cases involving less than $10,000. Similarly, some limited and special jurisdiction courts may handle only small claims cases while others may try civil cases for amounts up to $300,000. In criminal matters, some limited jurisdiction courts accept only guilty pleas for traffic and ordinance violation cases while others may try serious misdemeanor cases or felony cases carrying a maximum sentence of 5 years. In summary, when comparing trial court statistics, the differences in jurisdiction both within and among states must be examined.

Variations in definitions

Problems relating to definitions of courts' statistical terms abound in both appellate and trial courts. Published source documents generally provide few, if any, definitions to assist in comparing statistics among states. Much of the

Figure A: Civil case definition, for state courts not using the filing of a petition or complaint

State	Placed on Calendar	Note of Issue	New Claim or Ancillary Proceeding	No Consistent Definition
District of Columbia	Superior Court			
Minnesota		All trial courts		
New Hampshire				All trial courts
New Jersey	Superior Court (Law Division and Chancery Division) and County Court			
Oklahoma			State Industrial Court	

Figure B: Criminal case unit of count, used by trial courts, by state

State	Court	Information or indictment	Information, indictment, or complaint	Defendants on information or indictment	Defendants on information, indictment, or complaint	Charges	Case number	No consistent definition
Alabama	Circuit Court			X				
Alaska	Superior Court	X						
	All other trial courts		X					
Arizona	Superior Court			X				
	Justices of the Peace				X			
Arkansas	Circuit Court	X						
	All other trial courts		X					
California	Superior Court			X				
	All other trial courts				X			
Colorado	District Court			X				
	County Court				X			
Connecticut	Superior Court			X				
	Court of Common Pleas				X			
Delaware	Superior Court			X				
	All other trial courts					X		
District of Columbia	Superior Court				X			
Florida	All trial courts				X			
Guam			X					
Georgia	All trial courts				X			
Hawaii	Circuit Court			X				
	District Court					X		
Idaho	District Court			X				
	Magistrates Division				X			
Illinois	Circuit Court		X					
Indiana	All trial courts		X					
Iowa	District Court	X						
Kansas	All trial courts		X					
Kentucky	Circuit Court			X				
	All other trial courts				X			
Louisiana	District Court			X				
	All other trial courts		X					
Maine	All trial courts		X					
Maryland	Circuit Court	X						
	District Court				X			
Massachusetts	Superior Court	X						
	All other trial courts		X					
Michigan	All trial courts				X			
Minnesota	All trial courts							X
Mississippi	Circuit Court	X						
Missouri	Circuit Court and Court of Common Pleas	X						
	St. Louis Court of Criminal Correction		X					
Montana	District Court		X					
Nebraska	District Court			X				
	County Court		X					
	Municipal Court				X			
Nevada	District Court				X			
New Hampshire	All trial courts							X
New Jersey	Superior Court (Law Division) and County Court	X						
	All other trial courts		X					
New Mexico	District Court				X			
	Magistrate Court		X					
New York	Supreme Court and County Court			X				
	All other trial courts				X			
North Carolina	All trial courts							X
North Dakota	District Court	X						
	All other trial courts		X					
Ohio	All trial courts			X				
Oklahoma	District Court	X						
Oregon	All trial courts						X	
Pennsylvania	Court of Common Pleas and Philadelphia Municipal Court			X				
	District Justice Court				X			
Puerto Rico	All trial courts					X		
Rhode Island	Superior Court	X						
	All other trial courts		X					
South Carolina	All trial courts	X						
South Dakota	Circuit Court	X						
Tennessee	All trial courts	X						
Texas	District Court and Criminal District Court			X				
	All other trial courts				X			
Utah	All trial courts		X					
Vermont	Superior Court	X						
	District Court		X					
Virginia	Circuit Court			X				
	District Court				X			
Washington	Superior Court			X				
	All other trial courts				X			
West Virginia	Circuit Court							X
Wisconsin	Circuit Court and County Court	X						
	Municipal Justice Court		X					
Wyoming	District Court	X						

definition information used in preparation of this report came from ancillary sources.

Case definitions are often difficult to establish for appellate courts. For example, some states do not distinguish an appeal from motions or other procedural matters that consume minimal time. Some states report total cases processed without any indication as to what types of proceedings constitute the total. Other states include in their caseload only appeals that were decided on the merits. In addition, classification of the same kind of proceeding varies from state to state. For example, habeas corpus may be listed as a separate category, or may be classified under any of three categories--appeals, original proceedings, or motions. To minimize such classification problems in computing national caseload statistics, this report has defined an "appellate case" to include any appeal, original proceeding, request to appeal, or sentence review only case, and has placed each state's separable case data within these classifications. The use of this broad definition of "case" does not completely solve the problem of comparability. Comparison of judicial productivity among appellate courts requires that each court define cases in a similar manner. Some appellate courts include all original proceedings while others report no original proceedings; therefore, their total case figures are not comparable.

Trial courts show similar problems with case definitions. Charts A and B display the existing variation in civil case definitions and criminal case units of count, respectively.

Reference to Charts A and B shows that the problem of case definition in trial courts is more acute on the criminal side. Forty-six states, Puerto Rico, and Guam, count civil cases in all trial courts when the petition or complaint is filed. In criminal cases, however, the two major units of count are almost evenly divided. Paper documents filed are the count unit for all courts in 22 states and Guam, while the number of defendants is the count unit for all courts in 16 states and the District of Columbia.

Trial court case category definitions also vary from state to state. Domestic relations may include all family matters in some states while other states report only divorce cases as domestic relations. Also, there is variation in the types of criminal cases classified by statute as felonies or misdemeanors. Certain drug offenses may be serious felonies in one state, but only misdemeanors in another state. Because such problems exist for these and all other case categories, the case categories used in this report are those that seem most appropriate, given the data available.

Variations in completeness and accuracy of data

Incomplete data and questionable accuracy of reported data have been a major concern to the staff of this project. As the appellate court summary tables show, the amount and type of data available (published and unpublished) had no common denominator, and very little consensus exists among states as to the appellate case categories that should be reported. Very few states consistently report the volume of appellate court data by case category and by filings, dispositions, and pending cases.

Overall, the trial courts were more consistent in reporting 1977 data. During the verification process, all states were requested to provide caseload breakdowns for civil, criminal, traffic, and juvenile cases in their trial courts. One state was unable to provide trial court data and another provided data for one of the state's largest counties only. The remaining 48 states, the District of Columbia, Guam, and Puerto Rico provided at least civil and criminal breakdowns for total cases processed in general jurisdiction courts for 1977. Only four states and Guam reported no limited jurisdiction data. Data were reported for 121 of the 175 limited jurisdiction courts.

In order to produce the statistics contained in this report, a great deal of effort was expended by the National Court Statistics Project staff in collecting missing data, whether from published or ancillary sources, in defining terminology, and in identifying categories in which cases should be placed. In other words, data contained in this report cannot be replicated solely from available published material. Even after this extensive data-gathering effort, large gaps remain in the data collected.

Extensive effort was required to validate NCSP classification of data provided by the states and to avoid further distortion of any data received. The National Court Statistics Project staff made no attempt to assess the underlying validity or accuracy of the data received from the states. For example, the published cumulative case statistics for appellate courts or for trial courts frequently did not balance with reported totals within each category. Such discrepancies were seldom footnoted or explained in published state reports. These discrepancies are, however, footnoted in the court statistical profiles in Part II of this report.

Variations in reporting periods

As indicated on profile headings and in Chart C, most states report data by calendar year; many report by fiscal year, however, and a few report appellate court data by court term. Therefore, the time spans covered in this report are not always directly comparable.

Although dates included in this report cover reporting periods of approximately uniform length, the starting and ending dates for the reporting periods vary both within and among states. Differences in reporting periods have little effect on cumulative data elements such as filing and dispositions since no matter when the reporting period began and ended, the data cover one complete year. Pending data are greatly affected, though, since they represent a "snapshot" in time and can vary greatly depending on when that snapshot was taken. Chart C displays the actual reporting periods for all courts not using the calendar year for the reporting period.

Figure C: Reporting periods for state courts, not using calendar year, 1977

State	Reporting Period				
	7/01/76-6/30/77	8/01/76-7/31/77	9/01/76-8/31/77	10/01/76-9/30/77	2/4/77-2/2/78
Alabama				All appellate courts	
California	All courts				
Colorado	All courts				
Connecticut	All courts				
Delaware	All trial courts				
Georgia	All but Court of Appeals				
Hawaii	All courts				
Kansas	All courts				
Maine	District Court and Administrative Court				
Maryland	All courts				
Massachusetts	All but Appeals Court				
Michigan	All trial courts but Recorder's Court of Detroit				
Missouri	All courts				
Montana	All trial courts				
Nebraska	Workmen's Compensation Court		Supreme Court		
New Hampshire	Probate Court	All but Probate Court			
New Jersey			All courts		
North Carolina					Supreme Court
Puerto Rico	All courts				
Rhode Island				Supreme Court	
South Dakota	Circuit Court				
Utah	All but Supreme Court, Justice Court, and Juvenile Court				
Vermont	All courts				
Wisconsin	Supreme Court				

Limitations on analysis

The many variations outlined above make it imperative that information for all courts be carefully examined before comparisons are made.

Some types of analysis are not justified, given the problems of comparability. These include, but are not limited to, the following:

--Comparison of disposition rates. Justifications may have varying rules or procedures for purging cases that have been dormant.

--Comparison of volume data across all states (courts). Even at the NCSP category level, differences exist in cases included, e.g., courts may or may not include administratively handled probate matters with those that are judicially handled.

--Comparison of caseload per judge across all states (courts). The differences in definitions and subject matter jurisdiction mean that caseload per judge is not a "clean" measure of productivity.

--Comparison of volume of juvenile cases across all states (courts). The statutory age when a juvenile becomes an adult varies. This variation affects the volume of both juvenile filings and adult criminal filings.

--Comparison of caseloads in which data are missing. All footnotes on the data are essential and should be observed, especially those describing incomplete data or case definitions.

--Comparison of volume of pending cases or proportion of pending cases to filed cases across all states (courts). The point of filing may differ greatly (notice of appeal or submission in appellate courts; petition filed or note of issue for civil cases) and this may affect the size of the pending caseload. Differences in the starting and ending points of the court year may also effect this measure.

--Comparison of the volume of small claims cases across all states (courts). The limits on the amounts involved in small claims cases varies from state to state, and, in some places, from court to court.

--Inappropriate use of national totals. Data have been aggregated in order to make rough estimates of overall national totals for this report, but this has been done without regard to definitions of case categories and units of count. National aggregations really have little meaning at this time. The national estimates contained in this report should be viewed only as gross, "ballpark" estimates, and not as representing the exact volume of cases in state courts.

Despite the list of analyses that should not be performed, the data in this report do have significant analysis potential. Although the central purpose of this report is to record the data it-

self, some comparisons and analyses can be done. A few examples are as follows:

--Comparison of time to decision in appellate courts. These comparisons can be made from Table 10 for courts at the same level that use the same event for the start of the time interval.

--Comparison of the proportion of trials for felony cases. These comparisons can be made from Table 37 for trial courts that have similar units of count and trial definitions and that report trial data for felonies or felonies and appeals.

--Comparison of the volume of tort actions. These comparisons can be made from Table 19 for 20 states reporting tort data for all courts handling tort actions in that state (that is, those that have no footnote "p") and that use the same case definition.

--Comparison of the proportion of total civil to total criminal filings. These comparisons can be made from Tables 17 and 27, but it is necessary for the courts in compared states to report complete data (no footnote "i" or "p"), and to use the same civil case definition and similar criminal case unit of count.

--Comparison within a state of the number of filings in the court of last resort with the number in the intermediate appellate court. These comparisons can be made from Table 2 for states when both courts report complete data (no footnote "i" or "p").

--Comparison of total volume of civil cases in trial courts. These comparisons can be made from Table 17 for states that use the filing of the petition or complaint as the point at which the case begins (those that have footnote "1" on the court title) and that report complete filings for all courts handling civil cases (no footnote "i" or "p").

Other comparisons for management purposes can be made with data in this report. Comparisons of the volume of cases per judge, the number of trials per judge, the time to process criminal cases, or the relative increases in case filings can be useful for specific courts. As previously discussed, careful examination must be made of the variations in court organization, jurisdiction, and definitions. Such limited comparisons can, however, prove very useful for management purposes.

Continuing development of the series

The Annual Report series is an evolving product. It is anticipated that additions and refinements will be made to successive volumes in the series. Between 1975 and 1976, the amount of data contained in the report was greatly increased by the inclusion of data from all special and limited jurisdiction courts. This trend has continued in 1977.

It is important to the longterm improvement of the statistical series that these early volumes in the series be circulated widely enough to encourage reader/user ideas and commentary, and that they be used as a vehicle for developing solutions to problems encountered during the statistical series production process. As each successive volume is published, the NCSP can consider the feedback subsequently received from users of the documents, thereby further enhancing succeeding volumes. During this process, an early benefit to be derived will be the availability to future researchers of successive-year data compilations, preserving complete time series information. The drawbacks occasioned by limitations in data currently available are greatly outweighed by the importance of having data available for all years in the continuing statistical series.

The type and depth of analysis considered by the NCSP to be meaningful, given the quality and completeness of the data, have been outlined above. More analysis can be performed on the 1977 data than on the 1975 or 1976 data. Still more extensive changes will be made to the 1978 and succeeding volumes of the annual report series to improve its analytical potential. As more is learned about the quality of the data, more specific suggestions will be given for their proper use, along with warnings to help avoid their abuse. Each year the text of the report will be revised, progressively improving its readability.

In order to improve the quality of data contained in future volumes of the Annual Report series, the NCSP staff and COSCA NCSP Committee will consider the feasibility of conducting audits of selected data from particular courts. It is anticipated that the combination of these "mini-audits" and technical assistance (the latter by NCSP and State Judicial Information Systems (SJIS) project staff to states requesting an assessment of and assistance in improving their statistical report systems) will systematically improve the validity and reliability of the data contained in the Annual Report series.

Because the validity and reliability of the data have not yet been established, the NCSP staff has performed only limited statistical analysis for the Annual Report, 1977. In future volumes of this series, as the quality and quantity of data improve, data contained in these reports will be used as the basis for a series of analytical monographs that investigate selected questions of interest to researchers and court administrators. Examples of topics for analysis within this context include: an examination of problems relating to time guidelines for case processing; the differences, in terms of outcome or delay, resulting from adopting various strategies for processing cases; the identification of methods to improve the allocation of resources within courts; and other topics focused toward improving the quality of justice available in our legal system.

As states gradually increase the quantity and quality of data available to the NCSP, the problems presently caused by the incomplete nature of the data will decrease. Progressive improvements should be apparent to the reader of successive volumes in the series.

Future analysis will not only describe court systems as they exist at the present time, but also will predict where they are going. The purpose will be to identify existing or developing problems and suggest solutions. Research proposed by the NCSP is not anticipated to be exhaustive, but will concentrate on those questions considered to be of greatest interest and importance to the courts and research communities.

Dynamics of improvement

Ideas and suggestions for improvement of this state court caseload statistical series have come from many sources, and have provided the creative stimulus needed to assess current NCSP efforts constructively and to map future directions.

In this regard, particular recognition and appreciation are extended to the members of COSCA, who are the crucial element in the successful production and improvement of state court statistics. Special recognition and appreciation are also extended to the methodological review panel assembled by LEAA to review NCSP products and generate specific ideas and suggestions for improvement.

Continuation of evolutionary improvement in this statistical series rests, ultimately, upon the ability of the NCSP to maintain a productive dialogue and flow of ideas among the producer-compilers of the annual report, its data sources, and its end users. There already have been much dialogue, flow of ideas, and movement toward improved state court statistics, but much remains to be done.

Because of their importance and potential impact for improving the national statistical series on caseloads, the Model Annual Report and Model Statistical Dictionary need to be briefly described.

During compilation of the NCSP State of the Art and the 1975 Annual Report, a staggering classification problem resulted from the multitude of terms being used by the states to report their caseloads. The need for both a model annual report and a statistical dictionary of terms for court usage became obvious. In response, an effort was launched during the 1976 Annual Report production cycle to develop these documents. They are to be used as tools to assist the states in improving their statistics. Such improvement should eventually be reflected in future annual reports.

The State Court Model Annual Report is a flexible working outline of critically needed, basic management data that should, as a minimum, be included in state court annual reports. The model identifies the kinds of data and the types of display needed for caseload and other management. The State Court Model Statistical Dictionary is a companion document which provides a common terminology, definition, and usage for reporting civil, criminal, traffic, juvenile, and appellate caseload inventory as presented in the model annual report. The classification structure and definitions serve as models of preferred terminology and meanings for purposes of statewide and national comparison. The structure in the first edition of the dictionary covers those data elements essential for classifying court caseload inventory and manner of disposition.

Both of these documents must be viewed as a logical first step in promoting comparable court statistics. They were not available to states in time to affect their reporting systems or the national-level 1976 annual report, and will not affect state production of data for the 1977 through 1979 annual reports (because states have already completed the collection of data for these years). Even so, some effects will be noticeable in each national-level annual report, starting with this one.

Future versions of the model annual report and model statistical dictionary will consider development of finer levels of detail, expansion of the classification structure, and addition of other significant information.

The State Court Organization, 1980 is also related to the annual report in that it contains the types of organizational information most often sought by court administrators and researchers.

The NCSP technical assistance effort also is interwoven with the annual report national statistical series. This is accomplished by helping states adopt the suggestions in the model annual report and model statistical dictionary and by proactive identification of particular state systems that could benefit from technical assistance directed at helping resolve existing methodological problems of classification structure, terminology, definition of local data-reporting procedures, and data handling/transformation procedures. To the extent that such technical assistance suggestions are adopted, individual states directly benefit and the annual report national statistical series indirectly benefits.

The process of building toward meaningful statistics takes time. Concurrent with expanding and refining the annual report national statistical series, the NCSP effort must encourage movement toward quality and precision in state court statistics. The necessarily longterm nature of this evolutionary process will contribute greatly to year-to-year improvements and enhancements of the statistical series. Given the complexity of the problems being faced, building toward comparability, quality assurance, and appropriate detail is a necessary incremental process. It is in this light that the NCSP presents the data and analysis contained in the Annual Report, 1977.

Part I:
1977 State court caseload summary statistics

Preceding page blank

Part I:
1977 State court caseload summary statistics

The summary tables in Part I display the 1977 caseflow of appellate courts and trial courts for the 50 states, the District of Columbia, Guam, and Puerto Rico. This introduction will explain the general measures of analysis used in these tables.

Measures of analysis used on summary tables

Several devices are used in the summary tables for analyzing the caseflow data. The measures selected for use in the tables vary according to the data being analyzed. A brief explanation of each measure and its use in describing the court's caseflow will be given.

Disposed as a percent of filed. This measure represents the percent of the number of filed cases that the court was able to dispose. The percent is computed by dividing the number of cases filed and then multiplying by one hundred. A percent over one hundred indicates that the court disposed more cases than were filed, thus reducing pending caseload. A percent significantly less than one hundred indicates that the court is not keeping up with the volume of cases being filed. This measure was not computed if the number of cases filed was less than ten or if the quantity of missing data (indicated by "i" or "p" footnotes) made it inappropriate.

End pending as a percent of filed. This figure gives the percent of the number of filed cases that were pending at the end of the year. This measure is computed by dividing the number of cases pending at the end of the year by the number of cases filed and then multiplying by one hundred. A value of one hundred percent indicates that the number of cases pending at the end of the year was equal to the number of cases filed during the year. A value higher than one hundred percent indicates a pending caseload larger than cases filed, while a value lower than one hundred percent indicates a pending caseload smaller than the number of cases filed. We expect this number to be low for case types such as traffic that have relatively quick disposition times, but it will be larger for torts and other case types that usually take longer to be processed. This percent was not computed if the number of cases filed was less than ten or if the quantity of missing data (indicated by "i" or "p" footnotes) made it inappropriate.

Number change in pending caseload. This number gives the net increase or decrease in pending caseload for the court year by subtracting the number of cases pending at the beginning of the year from the number of cases pending at the end of the year. An alternative to this calculation, subtracting the number disposed from the number filed, was used when pending data were not available or incomplete. When this alternate formula was used, the resulting number was enclosed in parentheses. A positive number indicates that the pending caseload increased during the year while a negative number indicates that the pending caseload was reduced in size. Thus, a large negative change in pending indicates that the court is keeping the caseflow current, while a large positive change in pending would indicate that the court has not kept pace with its filings.

Percent change in pending caseload. This percentage indicates the change in pending cases relative to the number of cases pending at the beginning of the year, and is obtained by dividing the number change in pending caseload by the number of cases pending at the beginning of the year and then multiplying by one hundred. (This figure cannot be calculated if the alternative formula described above was used to calculate the number change in the pending caseload.) A high negative percent indicates that the court reduced its pending caseload significantly, while a high positive percent indicates that the pending caseload increased significantly. This measure was not computed if the number of beginning pending cases was less than ten or if the jurisdiction of the court changed significantly during the year.

Filed per unit of population. The unit of state population used on all court caseflow charts is 100,000. This measure compensates for variations in state population and gives a more realistic basis for comparison of caseloads among states of various sizes. If the number of filings was not available or was not complete (indicated by an "i" footnote) and the number of dispositions was available, the number of cases disposed per unit of population was entered in this column in place of the number of cases filed per population unit, and the use of this alternative quantity was indicated by enclosing it in parentheses. Population figures used in the criminal tables represent the 18-year-old plus state population. The number under 18 was used for the juvenile tables. If all other factors (court jurisdiction, case definition, etc.) are similar, the filed per unit of population statistic will permit direct comparisons among states of the number of filed cases. For civil cases in trial courts, this measure will indicate, among other things, the propensity to litigate among the citizens in a given state.

Disposed and end pending per unit of population. These measures are displayed in appellate court tables, with 100,000 as the unit of population. If all other factors (court jurisdiction,

Preceding page blank

discretionary jurisdiction, case definition, etc.) are similar, the disposed and end pending per 100,000 population statistics permit direct comparisons among states of the number of disposed and end pending cases.

Filed and disposed per judge. These measures are displayed in appellate court tables. If all other factors (court jurisdiction, discretionary jurisdiction, case definition, panels in the court, etc.) are similar, these measures will permit comparison of caseload per judge.

The necessity for caution when making any comparisons among states must be repeated. This warning holds true especially for comparisons made with the use of any of the above measures.

Appellate court summary statistics

In this section, tables are presented to show the caseflow of appellate courts in 1977. Appellate courts are subdivided into courts of last resort (the final court of appeal within a particular state) and intermediate appellate courts (courts whose primary work is the disposition of initial appeals received from trial courts of general jurisdiction or administrative agencies, and whose decisions are usually subject to appeal or review by a court of last resort within a given state). For purposes of data presentation in some tables, the courts of last resort have been divided further into courts of last resort in states with intermediate appellate courts and courts of last resort in states without intermediate appellate courts. All appellate courts reported at least some caseflow data.

Data presented in the following tables were compiled from all data that were available, both in annual reports and in unpublished data provided by individual appellate court clerks and state court administrators. Therefore, these data cannot be found in published annual reports alone. The sources of data from each court are shown in the individual court profiles in Part II and in Appendix A.

Three factors prevent comparability from state to state of these appellate court caseflow data. These are variations in court jurisdiction, variations in case classification, and variations in the way cases are counted.

Major variation from state to state in court jurisdiction among appellate courts results from the kind and amount of discretionary jurisdiction over initial appeals granted to courts of last resort and to intermediate appellate courts. States having both levels of appellate courts generally direct the more difficult appeals to the court of last resort, but these are not necessarily the same types of cases in every state. Similarly, trial courts of general jurisdiction in some states have incidental appellate jurisdiction. These courts may receive a large portion of the initial appeals, while other states that do not assign appellate jurisdiction to general jurisdiction courts will have all of their appeals heard in the appellate courts. In these states the appellate courts will have a much higher filing rate, but not necessarily more workload than in those states where appeals are heard in general jurisdiction courts.

These differences in appellate jurisdiction mean that the types of appellate cases will vary from state to state and that the types of issues presented will also vary in complexity. For example, criminal appeals may require less judge time than civil appeals, but the proportion of criminal appeals heard in any level of court is not the same in all states. Another example is found in the number of original jurisdiction cases. The number of and time consumed by these cases is affected by several variables, including whether or not state statutes require that collateral attacks on criminal convictions be filed originally in the trial court or in the appellate court.

Another variation in appellate court jurisdiction is in the amount of discretion in jurisdiction granted to the court. The amount of time needed to decide whether or not to hear a discretionary appeal is usually much less than the time required to hear a mandatory appeal case. The ordinary appeal of right, however, is generally less complex to decide than an appeal allowed after the exercise of discretionary jurisdiction. These variations in jurisdiction make caseload comparisons among appellate courts extremely difficult.

The second major variation in appellate court data arises in the classification of cases. The types of actions included as filings may involve time spans that vary from a few minutes to several months of judge time. Original jurisdiction cases and requests for leave to appeal generally require less judge time than appeals, while appeals of right are less complex and less time consuming than appeals allowed through discretionary jurisdiction. Many of the problems in comparability result from the various ways in which courts classify these different types of cases. Some courts report only total filings with no indication as to the types of cases included or the proportion of the caseload each type accounts for. Other courts report only what they have designated as appeals. Still other courts classify all types of cases by case category. Often definitions are not given for the case categories. The types of cases classified as appeals present a difficult problem. Requests for bail pending appeal, requests for delayed appeal, and petitions to stay the lower court ruling pending appeal generally are not considered appeals, but are counted as such in some courts. The appeals caseload will be inflated in these states. Comparison of appellate caseflow is difficult because of these kinds of variations in the classification of the cases being counted.

The final variation in appellate court case data results from differences in when cases are counted and how they are counted. Some courts count cases as soon as the notice of appeal is filed while others count them at a later event, such as the filing of the record or the filing of the appellant's brief. The latter method will exclude those cases that are withdrawn before the counting point. Courts may inflate or deflate their caseflow by the way they count appeals of criminal convictions for two or more defendants, by whether cross appeals are counted as separate cases, and by the way they count appeals granted through discretionary jurisdiction. Courts with discretionary jurisdiction sometimes report the total number of cases filed without distinguishing between mandatory and discretionary jurisdiction cases; or they separate mandatory and discretionary cases filed but do not indicate the number of requests for discretionary review granted; or they provide separate data for mandatory cases, discretionary jurisdiction granted, and discretionary jurisdiction denied; or they combine mandatory jurisdiction cases and cases accepted for review, but report separately the total number of petitions for review filed, resulting in double counting of granted petitions for review.

In trying to deal with these many variations in case data, the National Court Statistics Project has presented as much information as possible about the caseflow. The jurisdiction of each court is outlined briefly in the court system chart for each state located in Part II of this report. Also presented in each court statistical profile in Part II is any available information about case category classification or how and when cases are counted. Because the deciding of appeals is the primary function of the appellate courts, data on appeals should be separated from data on procedural matters. Unfortunately, data on appeals were not reported by states in sufficient detail to separate all appellate caseloads into categories. In the detailed caseflow tables (Tables 3 and 4) appeals have been distinguished from original proceedings, requests to appeal, and sentence review only cases, for courts of last resort and for intermediate appellate courts whenever such data were available. Even so, the significant differences in the definition and classification of cases in appellate courts have led the NCSP staff to define appellate caseload to include as 'cases' any appeal, any original proceeding, any request to appeal, or any sentence review only case.

The appellate tables that follow (Numbers 1 through 12) are sequenced from the presentation of general data to more specific analytical tables. The tables present general caseflow, various analyses of caseflow, civil and criminal breakdowns, and time-to-disposition of appeals. The last two tables (Tables 11 and 12) present 10-year trends in filings for those states reporting total case data for 5 or more years, as well as the number and percent change in filings for these courts.

Table 1: Reported and estimated national caseflow for courts of last resort, intermediate appellate courts, and all appellate courts, 1977.
Estimated cases per judge and per 100,000 population

Reported and estimated caseflow	Beginning pending	Filed	Disposed	End pending
All appellate courts				
Reported cases	52,418	140,425	126,855	59,640
Number of states reporting complete data	34	46	47	34
Percent of population represented by complete data	48%	84%	92%	48%
Estimated national totals		143,300	136,100	
Courts of last resort				
Reported cases	16,755	52,060	48,810	18,805
Number of states reporting complete data	35	46	46	35
Percent of population represented by complete data	53%	84%	89%	53%
Percent of variance explained (R^2)		54%	94%	
Estimated national totals		54,900	51,800	
Intermediate appellate courts				
Reported cases	35,663	88,363	78,045	40,835
Number of states reporting complete data	20	26	26	20
Percent of population represented by complete data	57%	90%	93%	57%
Percent of variance explained (R^2)		65%	99%	
Estimated national totals		88,400	84,300	
Estimated cases per judge				
All appellate courts		171	163	
Courts of last resort		161	152	
Intermediate appellate courts		178	170	
Estimated cases per 100,000 population				
All appellate courts		65	62	
Courts of last resort		25	24	
Intermediate appellate courts		49	47	

Note: The only data included in this table are those from the 50 states and the District of Columbia. Data from Puerto Rico are not included in this table. For inclusion on this table, a case is any appeal, any original proceeding, or any request to appeal. To ascertain the states that reported data in any category, refer to Table 2.

Reported cases:
The reported cases totals for all appellate courts, courts of last resort, or intermediate appellate courts include only data from states with data on all appellate courts, all courts of last resort, or all intermediate appellate courts, respectively.

Number of states reporting complete data:
The number of states whose total for that type of court was completed, that is, did not have footnotes "l" or "p" attached. All 50 states and the District of Columbia have courts of last resort. Only 27 states had intermediate appellate courts during 1977.

Percent of population represented:
State population figures used for all appellate courts and courts of last resort are from the revised 1977 Bureau of Census estimates and total 219,758,000 for the 50 states and the District of Columbia. Bureau of Census estimates for the population in the 27 states with intermediate appellate courts in 1977 totaled 180,343,000. The percent of population represented for each caseflow category is based on the appropriate total population figure.

Estimated national totals:
Estimated national totals for 1977 are the cumulative totals of all reported data that were complete plus the estimated data for each state not reporting complete data. The procedure used to estimate incomplete or missing data is discussed in Appendix A of this volume.

Estimated cases per judge:
There were 837 judges assigned to appellate courts in 1977: 340 in courts of last resort, and 497 in intermediate appellate courts. The estimated number of cases in each of the categories was divided by the number of judges serving that level of court.

Estimated cases per 100,000 population:
Estimated cases per 100,000 population were calculated by dividing the estimated national totals by the appropriate population figure, 2197.58 for all appellate courts and courts of last resort, and 1803.43 for intermediate appellate courts.

Table 2: Reported appellate court caseflow for courts of last resort, intermediate appellate courts, and all appellate courts, 1977. Number and percent change in pending. Number of courts of last resort and intermediate appellate courts. Number of judges in each appellate court. 1977 state population in thousands. Reported national total with number of states reporting and percent of population represented

State	Court of last resort						Intermediate appellate courts						All appellate courts				Number of courts		Number of judges		1977 state population in thousands
	Beginning pending	Filed	Disposed	End pending	Change in pending: Number	Change in pending: Percent	Beginning pending	Filed	Disposed	End pending	Change in pending: Number	Change in pending: Percent	Beginning pending	Filed	Disposed	End pending	Last resort	Intermediate	Last resort	Intermediate	
Alabama--STATE TOTAL	325	815 (61)[e]	746 (61)[e]	394	69	21	795	1,161	1,268	689	-107	-13	1,120	1,976[e]	2,014[e]	1,082	1	2	9	8	3,783
Court of Civil Appeals	--	--	--	--	--	--	124	308	292	140	16	13	--	--	--	--	--	--	--	3	--
Court of Criminal Appeals	--	--	--	--	--	--	671	853	976	548	-123	-18	--	--	--	--	--	--	--	5[c]	--
Alaska	391	613	450	554	163	42	--	--	--	--	--	--	391	613	450	554	1	0	5	--	396
Arizona	210	964	1,009	165	-45	-21	1,417	2,005	1,894	1,528	111	8	1,627	2,969	2,903	1,693	1	1	5	12	2,427
Arkansas	313	694	662	345	32	10	--	--	--	--	--	--	313	694	662	345	1	0	7	--	2,207
California		3,850 (231)[e]	3,554 (231)[e]		(296)		4,544[i]	11,460	12,134	5,163[i]	(-674)		4,544[ip]	15,310[e]	15,688[e]	5,163[ip]	1	1	7	56	22,350
Colorado	343	735	704	374	31	9	674	1,128	918	884	210	31	1,017	1,863	1,622	1,258	1	1	7	10	2,696
Connecticut	380[i]	409[i]	359	487[i]	107[i]	28[i]	--	--	--	--	--	--	380[i]	409[i]	359	487[i]	1	0	6	--	3,089
Delaware	286	364	316	334	48	17	--	--	--	--	--	--	286	364	316	334	1	0	3	--	595
District of Columbia	1,122	1,353	1,314	1,161	39	3	--	--	--	--	--	--	1,122	1,353	1,314	1,161	1	0	9	--	682
Florida	985	2,253	2,119	1,119	134	14	6,069	9,647	8,952	6,764	695	11	7,054	11,900	11,071	8,071	1	1	7	28	8,889
Georgia	411	1,496	1,520	384	-27	-7	0	2,132	2,132	0	0	0	411	3,628	3,652	384	1	1	7	9	5,212
Hawaii	320	316	153	483	163	51	--	--	--	--	--	--	320	316	153	483	1	0	5	--	916
Idaho	399	374	304	469	70	18	--	--	--	--	--	--	399	374	304	469	1	0	5	--	883
Illinois	351	1,139 (159)[e]	1,121 (159)[e]	369	18	5	4,111	4,381	4,579	3,913	-198	-5	4,462	5,520[e]	5,700[e]	4,282	1	1	7	34	11,406
Indiana	80	476 (13)[e]	406 (13)[e]	150	70	88	627	883	758	752	125	20	707	1,359[e]	1,164[e]	902	1	1	5	9	5,405
Iowa	1,078	1,231 (19)[e]	1,075 (19)[e]	848	-230	-21	69	356	330	95	26	38	1,147	1,587[e]	1,405[e]	943	1	1	9	5	2,914
Kansas	337	464	451	350	13	4	135	370	133	372	237	176	472	834	584	722	1	1	7	7	2,318
Kentucky		463 (39)[e]	1,076 (39)[e]		(-613)		783	1,922	1,564	1,141	358	46	783[p]	2,385[e]	2,640[e]	1,141[p]	1	1	7	14	3,575
Louisiana		2,266 (317)[e]	2,013 (317)[e]		(253)		854	2,407	2,352	909	55	6	854[p]	4,673[e]	4,365[e]	909[p]	1	1	7	29	4,016
Maine	314	379	282	411	97	31	--	--	--	--	--	--	314	379	282	411	1	0	7	--	1,105
Maryland	14	558 (111)[e]	556 (114)[e]	13	-1	-7	237	1,545(20)[e]	1,629(20)[e]	153	-84	-35	251	2,103[e]	2,185[e]	166	1	1	7	12	4,195
Massachusetts		1,005[i]						1,166	912					2,171[i]	912[p]		1	1	7	6	5,744
Michigan	736	1,503 (259)[e]	1,237 (259)[e]	786	50	7		5,274	4,788		(486)		736[p]	6,777[e]	6,025[e]	786[p]	1	1	7	18	9,157
Minnesota		1,001 (5)[e]	857[i] (5)[e]		(144)		--	--	--	--	--	--		1,001[e]	857[e][i]		1	0	9	--	3,980
Mississippi	153	797	918	32	-121	-79	--	--	--	--	--	--	153	797	918	32	1	0	9	--	2,460
Missouri	95	667	570	192	97	102	2,033	2,146	2,244	1,966	-67	-3	2,128	2,813	2,814	2,158	1	1	7	22	4,845
Montana		469	463		(6)		--	--	--	--	--	--		469	463		1	0	5	--	771
Nebraska	470[i]	607[i]	609[i]	468[i]	-2[i]	<-1[i]	--	--	--	--	--	--	470[i]	607[i]	609[i]	468[i]	1	0	7	--	1,554
Nevada	259	1,092	898	453	194	75	--	--	--	--	--	--	259	1,092	898	453	1	0	5	--	678
New Hampshire	202	315	348	169	-33	-16	--	--	--	--	--	--	202	315	348	169	1	0	5	--	872
New Jersey	622[i]	902[i] (150)[e]	1,312 (150)[e]	393[i]	-229[i]	-37[i]	4,793	5,978	4,969	5,802	1,009	21	5,415[i]	6,880[e][i]	6,281[e]	6,195[i]	1	1	7	21	7,342
New Mexico	123	632 (27)[e]	584 (27)[e]	169	46	37	145	576	503	218	73	50	268	1,208[e]	1,087[e]	387	1	1	5	5	1,225
New York--STATE TOTAL		1,966[i] (154)[e]	3,221 (154)[e]					10,256[i]	9,714					12,222[e][i]	12,935[e]		1	2	7	33	17,852
Appellate Divisions of the Supreme Court	--	--	--	--	--	--		7,826[i]	7,856				--	--	--	--	--	--	--	24[c]	--
Appellate Terms of the Supreme Court	--	--	--	--	--	--		2,430	1,858		(572)		--	--	--	--	--	--	--	9	--
North Carolina	42[i]	465 (50)[e]	458 (52)[e]	46[i]	4[i]	10[i]		1,078	846		(232)		42[ip]	1,543[e]	1,304[e]	46[ip]	1	1	7	9	5,668
North Dakota	8	186	179	15	7		--	--	--	--	--	--	8	186	179	15	1	0	5	--	649

(continued on next page)

Table 2: Reported appellate court caseflow for courts of last resort, intermediate appellate courts, and all appellate courts, 1977 (continued).

State	Court of last resort: Beginning pending	Filed	Disposed	End pending	Change in pending: Number	Change in pending: Percent	Intermediate appellate courts: Beginning pending	Filed	Disposed	End pending	Change in pending: Number	Change in pending: Percent	All appellate courts: Beginning pending	Filed	Disposed	End pending	Number of courts: Last resort	Number of courts: Intermediate	Number of judges: Last resort	Number of judges: Intermediate	1977 state population in thousands
Ohio		1,516 (111)[e]	1,494 (111)[e]		(22)		4,591	7,992	7,929	5,977	1,386	30	4,591[p]	9,508[e]	9,423[e]	5,977[p]	1	1	7	44	10,771
Oklahoma--STATE TOTAL	1,646	2,002 (39)[e]	1,912 (39)[e]	1,744	98	6	163	353	387	129	-34	-21	1,809	2,355[p]	2,299[p]	1,873	2	1	12	6	2,866
Supreme Court	1,310	1,109 (39)[e]	1,081 (39)[e]	1,346	36	3	--	--	--	--	--	--	--	--	--	--	--	--	9	--	--
Court of Criminal Appeals	336	893	831	398	62	18	--	--	--	--	--	--	--	--	--	--	--	--	3	--	--
Oregon	395	885 (39)[e]	812 (39)[e]	468	73	18	730	2,348	2,054	1,024	294	40	1,125	3,233	2,866	1,492	1	1	7	10	2,439
Pennsylvania--STATE TOTAL		1,549 (118)[e]	(118)[e][i]					6,364						7,913[e]			1	2	7	14	11,882
Superior Court	--	--	--	--	--	--		3,700					--	--	--	--	--	--	--	7	--
Commonwealth Court	--	--	--	--	--	--		2,664					--	--	--	--	--	--	--	7	--
Puerto Rico	450	1,248	1,309	389	-61	-14	--	--	--	--	--	--	450	1,248	1,309	389	1	0	7	--	3,321
Rhode Island	447	427	353	521	74	17	--	--	--	--	--	--	447	427	353	521	1	0	5	--	955
South Carolina	193	487	416	264	71	37	--	--	--	--	--	--	193	487	416	264	1	0	5	--	2,989
South Dakota	270[i]	288 (2)[e]	246 (2)[e]	307[i]	37[i]	14[i]	--	--	--	--	--	--	270[i]	289[e]	245[e]	308[i]	1	0	5	--	689
Tennessee--STATE TOTAL		879 (98)[e]	826 (98)[e]		(53)			1,472	1,555		(-83)			2,351[e]	2,381[e]		1	2	5	18	4,402
Court of Appeals	--	--	--	--	--	--		758	785		(-27)		--	--	--	--	--	--	--	9	--
Court of Criminal Appeals	--	--	--	--	--	--		714	770		(-56)		--	--	--	--	--	--	--	9	--
Texas--STATE TOTAL	1,397	5,727 (186)[e]	5,778 (218)[e]	2,306	909	65	978	1,969	1,867	1,080	102	10	2,375	7,695[e]	7,645[e]	3,386	2	1	14	42	13,192
Supreme Court	258	1,035 (89)[e]	950 (121)[e]	303	45	17	--	--	--	--	--	--	--	--	--	--	--	--	9	--	--
Court of Criminal Appeals	1,139	4,692 (97)[e]	3,828 (97)[e]	2,003	864	76	--	--	--	--	--	--	--	--	--	--	--	--	5	--	--
Utah		634	659[i]				--	--	--	--	--	--		634	659[i]		1	0	5	--	1,316
Vermont	269	364	344	289	20	7	--	--	--	--	--	--	269	364	344	289	1	0	5	--	492
Virginia	591	1,932 (212)[e]	1,767 (212)[e]	748	157	27	--	--	--	--	--	--	591	1,932[e]	1,767[e]	748	1	0	7	--	5,206
Washington	335	638	562	411	76	23	1,915	1,996	1,634	2,277	362	19	2,250	2,634	2,196	2,688	1	1	9	16	3,772
West Virginia	51	863 (185)[e]	820 (222)[e]	57	6	12	--	--	--	--	--	--	51	863[e]	820[e]	57	1	0	5	--	1,906
Wisconsin	639	904	801	742	103	16	--	--	--	--	--	--	639	904	801	742	1	0	7	--	4,613
Wyoming	153	146	177	122	-31	-20	--	--	--	--	--	--	153	146	177	122	1	0	5	--	412
Reported national totals*	15,421	48,419	46,914	17,800			31,119	78,109	78,045	35,672			34,783	119,384	126,839	39,045	54	31	340	497	223,079
Number states reporting*	36	47	47	36			20	26	26	20			35	47	48	35					
Percent of population represented*	53%	84%	89%	53%			57%	90%	93%	57%			49%	84%	92%	49%					

Note: For inclusion on this table, a case is defined as any **appeal, original proceeding, request to appeal,** or **sentence review only** case.
All available data are entered in the table and all appropriate calculations are included. Blank spaces indicate that either the data are not available or the calculations were not appropriate.
Numbers in parentheses, representing the number of **requests to appeal** that were granted, were not included in any of the calculations.

-- = Not applicable.

Note: For inclusion on this table, a case is defined as any appeal, original proceeding, request to appeal, or sentence review only case.
All available data are entered in the table and all appropriate calculations are included. Blank spaces indicate that either the data are not available or the calculations were not appropriate.
Numbers in parentheses, representing the number of requests to appeal that were granted, were not included in any of the calculations.

-- = Not applicable.

[c]Judge information:
Alabama--Court of Criminal Appeals--in addition to its regular judges, this court also has three supernumerary judges assigned to it.
New York--Appellate Divisions of the Supreme Court--This court also had 11 justices and 8 certified retired justices temporarily assigned to it during 1977.
[e]Cases are not included in the total to avoid double counting:
A request to appeal granted is not counted as a disposed request to appeal or as a filed appeal. It is counted as a disposition only when the resulting appeal is disposed.
The numbers of requests to appeal granted are the numbers appearing in parentheses. These data were not included in the data when the caseloads of all appellate courts were combined for the set of columns headed "all appellate courts," or in any of the other calculations included in the table.
[l]Data are not complete. Explanation of which data are not included in the figure may be found on the particular court profile in the 1977 appendix volume of this report.
California--Intermediate appellate court--Pending data do not include original jurisdiction cases.
Connecticut--Court of last resort--Pending and filed data do not include requests to appeal cases.
Massachusetts--Court of last resort--The only data that were available for this court were the number of appeals filed.
Nebraska--Court of last resort--Data do not include request to appeal cases.
New Jersey--Court of last resort--Pending and filed data do not include all requests to appeal cases.
New York--Court of last resort--Filing data available for request to appeal cases were incomplete.
Appellate Divisions of the Supreme Court--Filing data available for original proceedings were incomplete.
North Carolina--Court of last resort--Pending data do not include requests to appeal.
Pennsylvania--Court of last resort--The only disposition data available were the number of requests to appeal granted.
South Dakota--Court of last resort--Pending data do not include any original proceedings or requests to appeal.
Utah--Court of last resort--Cases disposed includes only cases disposed by opinion or dismissed.
[p]Data were not available for all courts in the state.

*Reported national totals:
The reported national totals include only data for states reporting data in the caseflow category for all courts in the state. Not included in these national totals are incomplete data, indicated by an "l" or "p" footnote for the New York court of last resort filings, the Pennsylvania intermediate appellate courts dispositions, the Tennessee court of last resort dispositions, the Utah court of last resort dispositions, and the California, Georgia, Kentucky, Louisiana, North Carolina, and Ohio "all appellate courts" beginning pendings and end pendings.
Number of states reporting:
Reported cases for courts of last resort and "all appellate courts" are from the 50 states, the District of Columbia, and Puerto Rico. Reported cases for intermediate appellate courts are from the 27 states with intermediate appellate courts.
Percent of population represented:
State populations used for courts of last resort and "all appellate courts" are the revised 1977 Bureau of Census estimates and total 223,079,000 for the 50 states, the District of Columbia, and Puerto Rico. Population for the 27 states with intermediate appellate courts totals 180,343,000. The percent of population represented for each caseflow category is based on these total population figures.

Table 3: Detailed category caseflow for courts of last resort, 1977.
Appeals, original proceedings, requests to appeal, and total cases. Reported national totals with number of states reporting and percent of population represented

State and court title	Beginning pending					Filed					Disposed					End pending				
	Appeals	Original proceedings	Requests to appeal	Sentence review only	Total cases	Appeals	Original proceedings	Requests to appeal	Sentence review only	Total cases	Appeals	Original proceedings	Requests to appeal	Sentence review only	Total cases	Appeals	Original proceedings	Requests to appeal	Sentence review only	Total cases
Alabama--Supreme Court	X	X	0		325	X(61)[e]	X	292		815(61)[e]	X	X	231(61)[e]		746(61)[e]	X	X	0		394
Alaska--Supreme Court	350	5	20	16	391	407	17	126	63	613	289	18	103	40	450	468	4	43	39	554
Arizona--Supreme Court	126	84			210	120	844			964	177	832			1,009	69	96			165
Arkansas--Supreme Court	304	6	NH		313	606	88	NH		694	576	86	NH		662	334	11	NH		345
California--Supreme Court						27(194)[e]	896(37)[e]	2,927		3,850(231)[e]	91	767	2,696(231)[e]		3,554(231)[e]					
Colorado--Supreme Court	X	X	X		343	207	242	284		735[j]	X	X	X		704	X	X	X		374
Connecticut--Supreme Court	380				380[i]	409				409[i]	302		57		359	487				487[i]
Delaware--Supreme Court	286[j]	(j)	NH		286	364[j]	(j)	NH		364	316[j]	(j)	NH		316	334[j]	(j)	NH		334
District of Columbia--Court of Appeals	1,122[j]	0	(j)		1,122	1,327[j]	26	(j)		1,353	1,288[j]	26	(j)		1,314	1,161[j]	0	(j)		1,161
Florida--Supreme Court	X	X	X		985	291	543	1,419		2,253	223	558	1,338		2,119	X	X	X		1,119
Georgia--Supreme Court	270	NH	141		411	878	NH	618		1,496	894	NH	626		1,520	254	NH	130		384
Hawaii--Supreme Court	316	4			320	303	13			316	144	9			153	475	8			483
Idaho--Supreme Court	380	19			399	345	29			374	267	37			304	458	11			469
Illinois--Supreme Court	187	18	146		351	64(155)[e]	103(4)[e]	972		1,139(159)[e]	237	106(4)[e]	778(155)[e]		1,121(159)[e]	169	15	185		369
Indiana--Supreme Court	X	X	X		80	X(13)[e][i]	X	X		476(13)[e][i]	156	69	181(13)[e][i]		406(13)[e][i]	X	X	X		150
Iowa--Supreme Court	X	X	X	X	1,078	1,033[j](19)[e]	(j)	198	(j)	1,231(19)[e]	940	4	117(19)[e]	14	1,075(19)[e]	X	X	X	X	848
Kansas--Supreme Court	333	4			337	436	28			464	429	22			451	340	10			350
Kentucky--Supreme Court						78(39)[e]	57	328		463(39)[e]	851	41	184(39)[e]		1,076(39)[e]					
Louisiana--Supreme Court						603(317)[e]	36	1,622		2,266(317)[e]	781	10	1,222(317)[e]		2,013(317)[e]					
Maine--Supreme Judicial Court	279	0		35	314	326	3		50	379	236	3		43	282	369	0		42	411
Maryland--Court of Appeals	14	0	0		14	62(111)[e]	16	480		558(111)[e]	174	16	366(114)[e]		556(114)[e]	13	0	0		13
Massachusetts--Supreme Judicial Court						1,005				1,005[i]										
Michigan--Supreme Court	126	(j)	610		736	0(259)[e]	(j)	1,503		1,503(259)[e]	260	(j)	977(259)[e]		1,237(259)[e]	125	(j)	661		786
Minnesota--Supreme Court						759(5)[e]	139	103		1,001(5)[e]	424	433	(5)[e][i]		857[i](5)[e]					
Mississippi--Supreme Court	151	2			153	658	139			797	780	138			918	29	3			32
Missouri--Supreme Court	71	X	X		95	158	X	X		667	119	136	315		570	110	X	X		192
Montana--Supreme Court						377	92			469	X	X			463					
Nebraska--Supreme Court	470[j]	(j)			470[i]	607[j]	(j)			607[i]	609[j]	(j)			609[i]	468[j]	(j)			468[i]
Nevada--Supreme Court	X	X	X		259	507	181	404		1,092	X	X	X		898	X	X	X		453
New Hampshire--Supreme Court	X	X			202	266	49			315	X	X			348	X	X			169
New Jersey--Supreme Court	195	42	385[i]		622[i]	75(150)[e]	62	765[i]		902[i](150)[e]	244	70	998(150)[e]		1,312(150)[e]	176	34	183[i]		393[i]
New Mexico--Supreme Court	X	X	X		123	273(27)[e]	189	167		632(27)[e]	241	200	143(27)[e]		584(27)[e]	X	X	X		169
New York--Court of Appeals						502(154)[e]		1,464[i]		1,966[i](154)[e]	641		2,580(154)[e]		3,221(154)[e]					
North Carolina--Supreme Court	X	X			42[i]	128(44)[e]	5(6)[e]	332		465(50)[e]	X	X	280(52)[e]		458(52)[e]	X	X			46[i]
North Dakota--Supreme Court	8	0	0		8	166	16	4		186	159	16	4		179	15	0	0		15
Ohio--Supreme Court						140(111)[e]	155	1,221		1,516(111)[e]	189	162	1,143(111)[e]		1,494(111)[e]					
Oklahoma--STATE TOTAL	X	X	X	X	1,646	X	X	X	X	2,002(39)[e]	1,306	416	179(39)[e]		1,912(39)[e]	X	X	X	X	1,744
Supreme Court	X	X	X		1,310	731(39)[e]	197	181		1,109(39)[e]	783	149	149(39)[e]		1,081(39)[e]	X	X	X		1,346
Court of Criminal Appeals	X	X	X	X	336	X	X	X	X	893	523	267	36	11	831	X	X	X	X	398
Oregon--Supreme Court	X	X	48		395	466(39)[e]	108	311		885(39)[e]	X	X	235(39)[e]		812(39)[e]	X	X	85		468

Pennsylvania--Supreme Court.....					705(118)[e]		844		1,549(118)[e]			(118)[e][I]		(118)[e][I]				
Puerto Rico--Supreme Court.....	187	26	237	450	359	28	861		1,248	366	28	915		1,309	180	26	183	389
Rhode Island--Supreme Court.....	X	X	X	447	292	39	96		427	X	X	X		353	X	X	X	521
South Carolina--Supreme Court.....	191	2		193	473	14			487	400	16			416	264	0		264
South Dakota--Supreme Court.....	270			270[I]	257(2)[e]	15	16		288(2)[e]	222	9	15(2)[e]		246(2)[e]	307			307[I]
Tennessee--Supreme Court.....		NH			232(98)[e]	NH	647		879(98)[e]	314	NH	512(98)[e]		826(98)[e]		NH		
Texas--STATE TOTAL.....	1,105	53	239	1,397	3,310(167)[e]	0(19)[e]	2,417		5,727(186)[e]	2,639	16	2,123(218)[e]		4,778(218)[e]	1,946	45	315	2,306
Supreme Court.....	30[J]	53[J]	175	258	14(70)[e]	0(19)[e]	1,021		1,035(89)[e]	75	16	859(121)[e]		950(121)[e]	42[J]	45[J]	216	303
Court of Criminal Appeals.....	1,075		64	1,139	3,296(97)[e]		1,396		4,692(97)[e]	2,564		1,264(97)[e]		3,828(97)[e]	1,904		99	2,003
Utah--Supreme Court.....					634				634	659[I]				659[I]				
Vermont--Supreme Court.....	267	2		269	354	10			364	334	10			344	287	2		289
Virginia--Supreme Court.....	112	61	418	591	0(212)[e]	X	X		1,932(212)[e]	229	261	1,277(212)[e]		1,767(212)[e]	136	70	542	748
Washington--Supreme Court.....	198	3	134	335	222	11	405		638	200	6	356		562	220	8	183	411
West Virginia--Supreme Court of Appeals..	5	3	43	51	0(185)[e]	443	420		863(185)[e]	179	443	198(222)[e]		820(222)[e]	11	3	43	57
Wisconsin--Supreme Court.....	630	9	0	639	750	98	56		904	649	96	56		801	731	11	0	742
Wyoming--Supreme Court.....	X	X	NH	153	135	11	NH		146	160	17	NH		177	X	X	NH	122
Reported national totals*.....	8,333	343	2,036	51 15,421	21,696	4,745	19,073	113	48,419	19,035	5,077	20,205	108	46,914	9,936	357	2,685	81 17,800
Number of states reporting*.....	28	21	14	2 36	49	36	28	2	47	41	34	30	4	47	28	21	14	2 36
Percent of population represented*.....	44%	34%	32%	53%	95%	64%	68%		84%	84%	68%	80%		89%	44%	34%	32%	53%

Note: For inclusion on this table, a case is defined as any appeal, original proceeding, request to appeal, or sentence review only case.
All available data are entered in the table. Blank spaces indicate that the data are not available. Number in parentheses, representing the number of requests to appeal that were granted, were not included in any of the calculations.

NH = This case type is not handled in this court.
X = The data for this case type are known to be included in the total but were not available by category.

[e]Cases are not included in the total to avoid double counting:
A request to appeal granted is not counted as a disposed request to appeal or as a filed appeal. It is counted as a disposition only when the resulting appeal is disposed. The numbers of requests to appeal granted are the figures appearing in parentheses. These numbers were not included in any of the calculations.

[I]Data are not complete:
Connecticut--Total cases pending and filed include appeals only.
Indiana--The number of criminal requests to appeal granted was not available and therefore the appeals filed figure and the requests to appeal disposed figure are not complete.
Massachusetts--Total case filings include appeals only.
Minnesota--The number of requests to appeal denied are not known and are not included in the disposed data.
Nebraska--Total cases data include appeals and original jurisdiction cases only.
New Jersey--Not all requests to appeal are included in the pending and filed data. Dispositions are complete.
New York--Filing data do not include all requests to appeal. Dispositions are complete as reported.
North Carolina--Pending data reported include appeals and original jurisdiction cases only.
South Dakota--Pending data are available for appeals only.
Utah--Appeals disposed and total cases disposed include only those cases disposed by opinion or dismissed.

[J]Explanation of data included in the category:
Colorado--Total cases filed also includes two requests for stay pending appeal that were filed during the time period.
Delaware--Appeals data reported also include original applications, advisory opinions, and certifications.
District of Columbia--Appeals data reported also include petitions for review.
Iowa--Original proceedings and sentence review only cases filed are included in the appeals filed figure.
Michigan--A few original jurisdiction cases are included with the appeal and request to appeal figures.
Nebraska--The few original jurisdiction cases that the court handles are included in with the appeals figures.
Texas--Supreme Court--Pending data for some original jurisdiction cases are included with the number of appeals pending.

*Reported national totals:
The reported national totals included only data for states reporting data in the caseflow category for all courts in the state. Only complete data were included in the national totals. Figures marked with an "I" footnote were not included; those marked with a "J" were included. The numbers of requests to appeal granted that appear in parentheses were not included in the totals to avoid double counting (see footnote "e").
Number of states reporting:
Reported cases for appeals and total cases are from the 50 states, the District of Columbia, and Puerto Rico. Reported cases from original proceedings and requests to appeal are from the 50 states and 49 states handling original proceedings and requests to appeal, respectively.
Percent of population represented:
State populations used are the revised Bureau of Census estimates and total 223,079,000 from the 50 states, the District of Columbia, and Puerto Rico. The total population is 213,465,000 for the 50 states handling original proceedings and 219,865,000 for the 49 states handling requests to appeal.

Table 4: Detailed category caseflow for intermediate appellate courts, 1977. Appeals, original proceedings, requests to appeal, and total cases. Reported national totals with number of states reporting and percent of population represented

State and court title	Beginning pending				Filed				Disposed				End pending			
	Appeals	Original proceedings	Requests to appeal	Total	Appeals	Original proceedings	Requests to appeal	Total	Appeals	Original proceedings	Requests to appeal	Total	Appeals	Original proceedings	Requests to appeal	Total
Alabama--STATE TOTAL	795		(J)	795	1,161		(J)	1,161	1,268		(J)	1,268	688		(J)	688
Court of Civil Appeals	124			124	308			308	292			292	140			140
Court of Criminal Appeals	671[J]		(J)	671	853[J]		(J)	853	976[J]		(J)	976	548[J]		(J)	548
Arizona--Court of Appeals	1,408	9		1,417	1,815	190		2,005	1,702	192		1,894	1,521	7		1,528
California--Courts of Appeal	4,544		NH	4,544[I]	7,323	4,137	NH	11,460	7,994	4,140	NH	12,134	5,163		NH	5,163[I]
Colorado--Court of Appeals	674	NH		674	1,128	NH		1,128	918	NH		918	884	NH		884
Florida--District Courts of Appeal	X	X	X	6,069	8,228	684	735	9,647	8,025	531	396	8,952	X	X	X	6,764
Georgia--Court of Appeals	0	0	0	0	1,836	0	296	2,132	1,836	0	296	2,132	0	0	0	0
Illinois--Appellate Court	4,111	NH	NH	4,111	4,381	NH	NH	4,381	4,579	NH	NH	4,579	3,913	NH	NH	3,913
Indiana--Court of Appeals	627			627	883			883	758			758	752			752
Iowa--Court of Appeals	69			69	356[J]			356	330[J]			330	95[J]			95
Kansas--Court of Appeals[h]	135[J]			135[J]	370			370	133			133	372			372
Kentucky--Court of Appeals	780	3	0	783	1,794	120	8	1,922	1,454	104	6	1,564	1,120	19	2	1,141
Louisiana--Courts of Appeal	X	X		854	2,092	315		2,407	2,054	298		2,352	X	X		909
Maryland--Court of Special Appeals	237		0	237	1,363(20)[e]		182	1,545(20)[e]	1,467		162(20)[e]	1,629(20)[e]	153		0	153
Massachusetts--Appeals Court					1,166			1,166	912			912				
Michigan--Court of Appeals					3,673	X	X	5,274	X	X	X	4,788				
Missouri--Court of Appeals	2,003	X	X	2,033	1,797	348	1	2,146	1,907	X	X	2,244	1,919	X	X	1,966
New Jersey--Appellate Division of Superior Court	4,748		45	4,793	5,208		770	5,978	4,249		720	4,969	5,707		95	5,802
New Mexico--Court of Appeals	145			145	576			576	503			503	218			218
New York--STATE TOTAL					10,256			10,256[I]	9,602	112[J]		9,714				
Appellate Divisions of the Supreme Court					7,826[J]	(J)		7,826[I]	7,744[J]	112[J]		7,856				
Appellate Terms of the Supreme Court					2,430			2,430	1,858			1,858				
North Carolina--Court of Appeals					1,078			1,078	846			846				
Ohio--Court of Appeals	4,328	263	NH	4,591	7,290	702	NH	7,992	7,183	746	NH	7,929	5,736	241	NH	5,977
Oklahoma--Court of Appeals	163			163	353			353	387			387	129			129
Oregon--Court of Appeals	730			730	2,348			2,348	2,054			2,054	1,024			1,024
Pennsylvania--STATE TOTAL					6,116	248[p]		6,364								
Superior Court					3,700			3,700								
Commonwealth Court					2,416	248		2,664								
Tennessee--STATE TOTAL					1,391	81		1,472	785[p]	X		1,555				
Court of Appeals		NH			758	NH		758	785	NH		785		NH		
Court of Criminal Appeals					633	81		714	X	X		770				
Texas--Courts of Civil Appeals	978			978	1,969			1,969	1,867			1,867	1,080			1,080
Washington--Court of Appeals	1,841	21	53	1,915	1,697	143	156	1,996	1,380	102	152	1,634	2,158	62	57	2,277
Reported national totals*	28,316	296	98	31,119	77,648	6,720	2,148	78,109	63,406	6,113	1,734	78,045	32,632	329	154	35,672
Number of states reporting*	19	5	5	20	27	10	7	26	24	8	7	26	19	5	5	20
Percent of population represented*	63%	15%	17%	57%	100%	42%	27%	90%	86%	36%	26%	93%	63%	15%	17%	57%

Note: For inclusion on this table, a case is defined as any appeal, original proceeding, request to appeal or sentence review only case.
All available data are entered in the table. Blank spaces indicate that the data are not available.

NH = This case type is not handled in this court.
X = The data for this case type are known to be included in the total but were not available by category.

[e]Cases not included in the total to avoid double counting:
A request to appeal granted is not counted as a disposed request to appeal or as a filed appeal. It is counted as a disposition only when the resulting appeal is disposed. The numbers of requests to appeal granted are the numbers appearing in parentheses in the table. These numbers are not included in the calculated national totals.

[I]Data are not complete.
California--Total cases pending figures only include appeals pending.
New York--Appellate Divisions of the Supreme Court--Total cases filed does not include all original jurisdiction cases.

[J]Explanation of data included in the category:
Alabama--Court of Criminal Appeals-- Appeals data reported also include request to appeal case figures.
Iowa-- Sentence review only data are included with the figures given for appeals. Two of these cases were disposed during the year.
The numbers of these cases pending and filed during the year could not be identified.
Kansas--The beginning pending figure given for this court represents the number of cases transferred to it from the Supreme Court when it was created during 1977.
New York--Appellate Divisions of the Supreme Court--Some original jurisdiction cases are included in with appeals in the filing and disposition data reported.

[k]Additional information:
The Kansas Court of Appeals was created on January 10, 1977 in the middle of the court reporting period. Data are reported for the six-month period from January through June for the 1977 court year.

[p]Data were not available for all courts in the state. Those incomplete data were not included in the calculated national totals.

*Reported national totals:
The reported national totals include only data for states reporting data in the caseflow category for all courts in the state. Incomplete data in Pennsylvania and New York were not included in these national totals.
Number of states reporting:
Reported cases for appeals and total cases are from the 27 states with intermediate appellate courts. Reported cases for original proceedings and requests to appeal are from the 25 states and 24 states, respectively, handling each case type.
Percent of population represented:
State populations used are the revised Bureau of Census estimates and total 180,343,000 for the 27 states with intermediate appellate courts. The total population is 168,241,000 for the 25 states handling original proceedings and 157,816,000 for the 24 states handling requests to appeal. The percent of population represented for each caseflow category is based on these total population figures.

Table 5: Caseflow for courts of last resort in states with intermediate appellate courts, 1977. State population. Disposed and end pending as a percent of filed. Number and percent change in pending. Filed and disposed per judge. Filed, disposed, and end pending per 100,000 population

State and court title	State population in thousands	Number of Judges	Beginning pending	Filed	Disposed	End pending	As percent of filed		Change in pending		Per Judge		Per 100,000 population		
							Disposed	End pending	Number	Percent	Filed	Disposed	Filed	Disposed	End pending
Alabama--Supreme Court	3,783	9	325	815 (61)[e]	746 (61)[e]	394	92	48	69	21	91	83	22	20	10
Arizona--Supreme Court	2,427	5	210	964	1,009	165	105	17	-45	-21	193	202	40	42	7
California--Supreme Court	22,350	7		3,850 (231)[e]	3,554 (231)[e]		92		(296)		550	508	17	16	
Colorado--Supreme Court	2,696	7	343	735	704	374	96	51	31	9	105	101	27	26	14
Florida--Supreme Court	8,889	7	985	2,253	2,119	1,119	94	50	134	14	322	303	25	24	13
Georgia--Supreme Court	5,212	7	411	1,496	1,520	384	102	26	-27	-7	214	217	29	29	7
Illinois--Supreme Court	11,406	7	351	1,139 (159)[e]	1,121 (159)[e]	369	98	32	18	5	163	160	10	10	3
Indiana--Supreme Court	5,405	5	80	476 (13)[e][I]	406 (13)[e][I]	150	85[I]		70	88	95	81	9[I]	8[I]	3
Iowa--Supreme Court	2,914	9	1,078	1,231 (19)[e]	1,075 (19)[e]	848	87	69	-230	-21	139	119	42	37	29
Kansas--Supreme Court	2,318	7	337	464	451	350	97	75	13	4	66	64	20	19	15
Kentucky--Supreme Court	3,575	7		463 (39)[e]	1,076 (39)[e]		232		(-613)		66	154	13	30	
Louisiana--Supreme Court	4,016	7		2,266 (317)[e]	2,013 (317)[e]		89		(253)		324	288	56	50	
Maryland--Court of Appeals	4,195	7	14	558 (111)[e]	556 (114)[e]	13	100	2	-1	-7	80	79	13	13	<1
Massachusetts--Supreme Judicial Court	5,744	7		1,005[I]							144[I]		17[I]		
Michigan--Supreme Court	9,157	7	736	1,503 (259)[e]	1,237 (259)[e]	786	92	52	50	7	215	179	16	4	9
Missouri--Supreme Court	4,845	7	95	667	570	192	85	29	97	102	95	81	14	12	4
New Jersey--Supreme Court	7,342	7	622[I]	902[I](150)[e]	1,312 (150)[e]	393[I]		44[I]	-229	-37	129[I]	187	12[I]	8	5[I]
New Mexico--Supreme Court	1,225	5	123	632 (27)[e]	584 (27)[e]	169	92	27	46	37	126	117	52	48	14
New York--Court of Appeals	17,852	7		1,966[I](154)[e]	3,221 (154)[e]						281[I]	460	11[I]	18	
North Carolina--Supreme Court	5,668	7	42[I]	465 (50)[e]	458 (52)[e]	46[I]	98		4[I]	10[I]	66	65	8	8	<1[I]
Ohio--Supreme Court	10,771	7		1,516 (111)[e]	1,494 (111)[e]		99		(22)		217	213	14	14	
Oklahoma--STATE TOTAL	2,866	12	1,646	2,002 (39)[e]	1,912 (39)[e]	1,744	96	87	98	6	157	159	70	67	61
Supreme Court[k]	--	9	1,310	1,109 (39)[e]	1,081 (39)[e]	1,346	97	129	36	3	123	120	39	38	47
Court of Criminal Appeals[k]	--	3	336	893	831	398	93	45	62	18	298	277	31	29	14
Oregon--Supreme Court	2,439	7	395	885 (39)[e]	812 (39)[e]	468	92	53	73	18	126	116	36	33	19
Pennsylvania--Supreme Court	11,882	7		1,549 (118)[e]							221		13		
Tennessee--Supreme Court	4,402	9		879 (98)[e]	826 (98)[e]		94		(53)		180	165	20	19	
Texas--STATE TOTAL	13,192	14	1,397	5,727 (186)[e]	4,738 (218)[e]	2,306	83	40	909	65	409	341	43	36	17
Supreme Court[k]	--	9	258	1,035 (89)[e]	950 (121)[e]	303	92	29	45	17	115	106	8	7	2
Court of Criminal Appeals[k]	--	5	1,139	4,692 (97)[e]	3,828 (97)[e]	2,003	82	43	864	76	938	766	36	29	15
Washington--Supreme Court	3,772	9	335	638	562	411	88	64	76	23	71	62	17	15	11

Note: For inclusion on this table, a case is defined as any appeal, original proceeding, request to appeal, or sentence review only case.
All available data are entered in the table and all appropriate calculations are included. Blank spaces indicate that either the data are not available or the calculations were not appropriate. Numbers in parentheses, representing the number of requests to appeal that were granted, were not included in any of the calculations.

-- = Not applicable.

[e]Cases are not included in the total to avoid double counting:
A request to appeal granted is not counted as a disposed request to appeal or as a filed appeal. It is counted as a disposition only when the resulting appeal is disposed. The numbers of requests to appeal granted are the numbers appearing in parentheses in the table. These numbers were not included in any of the calculations.

[I]Data are not complete:
Indiana--Filed and disposed data do not include the number of criminal petitions to transfer (requests to appeal) that were granted.
Massachusetts--Total cases filed do not include any original proceedings or requests to appeal. Data were only given for appeals filed.
New Jersey--Pending and filed data do not include all requests to appeal.
New York--Filed figure does not include all requests to appeal filed.
North Carolina--Pending data include appeals only and do not include any original proceedings or requests to appeal.

[k]Additional information:
Both Oklahoma and Texas have two courts of last resort. The Supreme Court hears only civil matters; the Court of Criminal Appeals hears all criminal matters. Both also have an intermediate appellate court that hears only civil matters. But both courts of last resort are included on this table for Texas and Oklahoma so that the entire caseload of that level of court can be presented as a unit as it is for every other state.

Table 6: Caseflow for courts of last resort in states without intermediate appellate courts, 1977. State population. Disposed and end pending as a percent of filed. Number and percent change in pending. Filed and disposed per judge. Filed, disposed, and end pending per 100,000 population

State and court title	State population in thousands	Number of judges	Beginning pending	Filed	Disposed	End pending	As percent of filed: Disposed	As percent of filed: End pending	Change in pending: Number	Change in pending: Percent	Per judge: Filed	Per judge: Disposed	Per 100,000 population: Filed	Per 100,000 population: Disposed	Per 100,000 population: End pending
Alaska--Supreme Court	396	5	391	613	450	554	73	90	163	42	123	90	155	114	140
Arkansas--Supreme Court	2,207	7	313	694	662	345	95	50	32	10	99	95	32	31	16
Connecticut--Supreme Court	3,089	6	380[1]	409[1]	359	487[1]		119[1]	107[1]	28[1]	68[1]	60	13[1]	12	16[1]
Delaware--Supreme Court	595	3	286	364	316	334	87	92	48	17	121	105	61	53	56
District of Columbia--Court of Appeals	682	9	1,122	1,353	1,314	1,161	97	86	39	3	150	146	198	193	170
Hawaii--Supreme Court	916	5	320	316	153	483	48	153	163	51	63	31	34	17	53
Idaho--Supreme Court	883	5	399	374	304	469	81	125	70	18	75	61	41	33	51
Maine--Supreme Judicial Court	1,105	7	314	379	282	411	74	108	97	31	54	40	34	26	37
Minnesota--Supreme Court	3,980	9		1,001 (5)[e]	857[1] (5)[e]						111	95[1]	25	22[1]	
Mississippi--Supreme Court	2,460	9	153	797	918	32	115	4	-121	-79	89	102	32	37	1
Montana--Supreme Court	771	5		469	463		99		(9)		94	93	61	60	
Nebraska--Supreme Court	1,554	7	470[1]	607[1]	609[1]	468[1]	100[1]	77[1]	-2[1]	<-1[1]	87[1]	87[1]	39[1]	39[1]	30[1]
Nevada--Supreme Court	678	5	259	1,092	898	453	82	41	194	75	218	180	161	132	67
New Hampshire--Supreme Court	872	5	202	315	348	169	110	54	-33	-16	63	70	36	40	19
North Dakota--Supreme Court	649	5	8	186	179	15	96	8	7		37	36	29	28	2
Puerto Rico--Supreme Court	3,205	7	450	1,248	1,309	389	105	31	-61	-14	178	187	39	41	12
Rhode Island--Supreme Court	955	5	447	427	353	521	83	122	74	17	85	71	45	37	55
South Carolina--Supreme Court	2,989	5	193	487	416	264	85	54	71	37	97	83	16	14	9
South Dakota--Supreme Court	689	5	270[1]	288 (2)[e]	246 (2)[e]	307[1]	85		(-42)		58	49	42	36	45[1]
Utah--Supreme Court	1,316	5		634	659[1]						127	132[1]	48	50[1]	
Vermont--Supreme Court	492	5	269	364	344	289	95	79	20	7	73	69	74	70	59
Virginia--Supreme Court	5,206	7	591	1,932 (212)[e]	1,767 (212)[e]	748	91	39	157	27	276	252	37	34	14
West Virginia--Supreme Court of Appeals	1,906	5	51	863 (185)[e]	820 (222)[e]	57	95	7	6	12	173	164	45	43	29
Wisconsin--Supreme Court	4,613	7	639	904	801	742	89	82	103	16	129	114	20	17	16
Wyoming--Supreme Court	412	5	153	146	177	122	121	84	-31	-20	29	35	35	43	30

Note: For inclusion on this table, a case is defined as any appeal, original proceeding, request to appeal, or sentence review only case.
All available data are entered in the table and all appropriate calculations are included. Blank spaces indicate that either the data are not available or the calculations were not appropriate. Numbers in parentheses, representing the number of requests to appeal that were granted, were not included in the calculations.

[e]Cases are not included in the total to avoid double counting:
A request to appeal granted is not counted as a disposed request to appeal or as a filed appeal. It is counted as a disposition only when the resulting appeal is disposed. The numbers of requests to appeal granted are the numbers appearing in parentheses in the table. These numbers were not included in any of the calculations in the table.

[1]Data are not complete:
Connecticut--Pending and filing data do not include requests to appeal. Disposition data are complete.
Minnesota--Disposed figure does not include data for any requests to appeal that were denied.
Nebraska--Data reported include appeals and original jurisdiction cases only. No data for request to appeal cases are given.
South Dakota--Pending data include appeals only. No original jurisdiction or requests to appeal cases are included.
Utah--Cases disposed only includes those cases disposed by opinion or dismissed.

Table 7: Caseflow for intermediate appellate courts, 1977. State population. Disposed and end pending as a percent of filed. Number and percent change in pending. Filed and disposed per judge. Filed, disposed, and end pending per 100,000 population

State and court title	State population in thousands	Number of judges	Beginning pending	Filed	Disposed	End pending	As percent of filed: Disposed	As percent of filed: End pending	Change in pending: Number	Change in pending: Percent	Per judge: Filed	Per judge: Disposed	Per 100,000 population: Filed	Per 100,000 population: Disposed	Per 100,000 population: End pending
Alabama--STATE TOTAL	3,783	8	795	1,161	1,268	688	109	59	-107	-13	145	158	31	34	18
Court of Civil Appeals	--	3	124	308	292	140	95	45	16	13	103	97	8	8	4
Court of Criminal Appeals	--	5	671	853	976	548	114	64	-123	-18	171	195	23	26	14
Arizona--Court of Appeals	2,427	12	1,417	2,005	1,894	1,528	94	76	111	8	167	158	83	78	63
California--Courts of Appeal	22,350	56	4,544[1]	11,460	12,134	5,163[1]	106		(-674)		205	217	51	54	23
Colorado--Court of Appeals	2,696	10	674	1,128	918	884	81	78	210	31	113	92	42	34	33
Florida--District Court of Appeal	8,889	28	6,069	9,647	8,952	6,764	93	70	695	11	345	320	109	101	76
Georgia--Court of Appeals	5,212	9	0	2,132	2,132	0	100	0			237	237	41	41	0
Illinois--Appellate Court	11,406	34	4,111	4,381	4,579	3,913	105	89	-198	-5	129	135	38	40	34
Indiana--Court of Appeals	5,405	9	627	883	758	752	86	85	125	20	98	84	16	14	14
Iowa--Court of Appeals	2,914	5	69	356	330	95	93	27	26	38	71	66	12	11	3
Kansas--Court of Appeals[g]	2,318	7	135[j]	370	133	372	36	101	237	176	53	19[j]	16	6	16
Kentucky--Court of Appeals	3,575	14	783	1,922	1,564	1,141	81	59	358	46	137	112	54	44	32
Louisiana--Courts of Appeal[a]	4,016	29	854	2,407	2,352	909	98	38	55	6	83	81	60	59	23
Maryland--Court of Special Appeals	4,195	12	237	1,545(20)[e]	1,629(20)[e]	153	105	10	-84	-35	129	136	37	39	4
Massachusetts--Appeals Court	5,744	6		1,166	912		78		(-254)		194	152	20	16	
Michigan--Court of Appeals	9,157	18		5,274	4,788		91		(486)		293	266	58	52	
Missouri--Court of Appeals	4,845	22	2,033	2,146	2,244	1,966	105	92	-67	-3	98	102	44	46	41
New Jersey--Appellate Division of Superior Court	7,342	21	4,793	5,978	4,969	5,802	83	97	1,009	21	285	237	81	68	79
New Mexico--Court of Appeals	1,225	5	145	576	503	218	87	38	73	50	115	101	47	41	18
New York--STATE TOTAL	17,852	33		10,256[1]	9,714						311[1]	294	57[1]	54	
Appellate Divisions of the Supreme Court	--	24		7,826[1]	7,856						326[1]	327	44[1]	44	
Appellate Terms of the Supreme Court	--	9		2,430	1,858		76		(572)		270	206	14	10	
North Carolina--Court of Appeals	5,668	9		1,078	846		78		(232)		120	94	19	15	
Ohio--Court of Appeals	10,771	44	4,591	7,992	7,929	5,977	99	75	1,386	30	182	180	74	74	55
Oklahoma--Court of Appeals[b]	2,866	6	163	353	387	129	110	37	-34	-21	59	64	12	14	5
Oregon--Court of Appeals	2,439	10	730	2,348	2,054	1,024	87	44	294	40	235	205	96	84	42
Pennsylvania--STATE TOTAL	11,.82	14		6,364							455		54		
Superior Court[a]	--	7		3,700							529		31		
Commonwealth Court[a]	--	7		2,664							381		22		
Tennessee--STATE TOTAL	4,402	18		1,472	1,555		106		(-83)		82	86	33	35	
Court of Appeals	--	9		758	785		104		(-27)		84	87	17	18	
Court of Criminal Appeals	--	9		714	770		108		(-56)		79	86	16	17	
Texas--Courts of Civil Appeals	13,192	42	978	1,969	1,867	1,080	95	55	102	10	47	44	15	14	8
Washington--Court of Appeals	3,772	16	1,915	1,996	1,634	2,277	82	114	362	19	125	102	53	43	60

Note: For inclusion on this table, a case is defined as any appeal, original proceeding, request to appeal, or sentence review only case.
All available data are entered in the table and all appropriate calculations are included. Blank spaces indicate that either the data are not available or the calculations were not appropriate. Numbers appearing in parentheses, representing the number of requests to appeal that were granted, were not included in the calculations.

-- = Not applicable.

[a]Court jurisdiction:
The Kansas Court of Appeals was created on January 10, 1977, six months into the court reporting period. Data reported are for the six-month period from January through June.
The Louisiana Courts of Appeal and the Oklahoma Court of Appeals have jurisdiction over civil cases only.
The Commonwealth Court of Pennsylvania handles cases involving officials or officers of the Commonwealth of Pennsylvania only. Other intermediate appellate cases are heard in the Superior Court.

[e]Cases are not included in the total to avoid double counting:
A request to appeal granted is not counted as a disposed request to appeal or as a filed appeal. It is counted as a disposition only when the resulting appeal is disposed. The numbers of requests to appeal granted are the numbers appearing in parentheses in the table. These numbers are not included in the calculated figures.

[1]Data are not complete:
California--Pending data include appeals but do not include original jurisdiction cases. Filings and dispositions are complete.
New York--Appellate Divisions of the Supreme Court--Total cases filed do not include all original jurisdiction cases.

[j]Explanation of data included in the category:
Kansas--The beginning pending figure is the number of cases transferred to this court from the state Supreme Court on its creation on January 10, 1977.

Table 8: Caseflow for appeals and requests to appeal (civil and criminal) and total cases for courts of last resort, 1977

State and court title	Beginning pending					Filed					Disposed					End pending				
	Appeals		Requests to appeal			Appeals		Requests to appeal			Appeals		Requests to appeal			Appeals		Requests to appeal		
	Civil	Criminal	Civil	Criminal	Total cases	Civil	Criminal	Civil	Criminal	Total cases	Civil	Criminal	Civil	Criminal	Total cases	Civil	Criminal	Civil	Criminal	Total cases
Alabama--Supreme Court	X	X	0	0	325	X	X	X	X	815(61)[e]	X	X	X	X	746(61)[e]	X	X	0	0	394
Alaska--Supreme Court	218	132	X	X	391	251	156	X	X	613	201	88	X	X	450	268	200	X	X	554
Arizona--Supreme Court	24	99			210	33	85			964	34	139			1,009	23	45			165
Arkansas--Supreme Court	221	78	NH	NH	313	405	174	NH	NH	694	363	192	NH	NH	662	263	60	NH	NH	345
California--Supreme Court						(133)[e]	27(61)[e]	1,571	1,356	3,850(231)[e]	69	22	1,414(157)[e]	1,282(74)[e]	3,554(231)[e]					
Colorado--Supreme Court	X	X	X	X	343	80	105	X	X	735	X	X	X	X	704	X	X	X	X	374
Connecticut--Supreme Court	299	81			380[j]	342	67			409[j]	243	59	X	X	359	398	89			487[j]
Delaware--Supreme Court	186	100	NH	NH	286	251	113	NH	NH	364	207	109	NH	NH	316	230	104	NH	NH	334
District of Columbia--Court of Appeals	X	X	X	X	1,122	473[j]	684[j]	(j)	(j)	1,353	X	X	X	X	1,314	X	X	X	X	1,161
Florida--Supreme Court	X	X	X	X	985	X	X	X	X	2,253	X	X	X	X	2,119	X	X	X	X	1,119
Georgia--Supreme Court	191	79	X	X	411	560	318	X	X	1,496	571	323	X	X	1,520	180	74	X	X	384
Hawaii--Supreme Court	196	120			320	184	119			316	97	47			153	283	192			483
Idaho--Supreme Court	224	96			399	192	101			374	140	79			304	276	118			469
Illinois--Supreme Court	84	69	65	81	351	18(97)[e]	6(58)[e]	490	482	1,139(159)[e]	114	91	368(97)[e]	410(58)[e]	1,121(159)[e]	85	42	90	95	369
Indiana--Supreme Court	X	X	X	X	80	X(13)[e]	X(1)[e]	140	X	476(13)[e][i]	X	X	121(13)[e]	60(1)[e]	406(13)[e][i]	X	X	X	X	150
Iowa--Supreme Court	X	X	X	X	1,078	585(11)[e]	438(8)[e]	190	8	1,231(19)[e]	540	564	117(11)[e]	0(8)[e]	1,075(19)[e]	X	X	X	X	848
Kansas--Supreme Court	X	110			337	X	205			464	261	153			451	X	162			350
Kentucky--Supreme Court						X	X	X	X	463(39)[e]	X	X	X	X	1,076(39)[e]					
Louisiana--Supreme Court						X	X	X	X	2,266(317)[e]	X	X	X	X	2,013(317)[e]					
Maine--Supreme Judicial Court	143	136			314	174	152			379	112	124			282	205	164			411
Maryland--Court of Appeals	6	8	0	0	14	62(72)[e]	(39)	212	268	558(111)[e]	132	42	140(72)[e]	226(42)[e]	556(114)[e]	8	5	0	0	13
Massachusetts--Supreme Judicial Court						X	X			1,005[i]										
Michigan--Supreme Court	X	X	X	X	736	X	X	X	X	1,503(259)[e]	X	X	X	X	1,237(259)[e]	X	X	X	X	786
Minnesota--Supreme Court						529	230	0	0	1,001(5)[e]	307[j]	117	0	0	857[i](5)[e]					
Mississippi--Supreme Court	X	X			153	434	224			797	430[i]	204[i]			918	X	X			32
Missouri--Supreme Court	X	X	X	X	95	X	X	X	X	667	83	36	X	X	570	X	X	X	X	192
Montana--Supreme Court						275	102			469	X	X			463					
Nebraska--Supreme Court	244[j]	226[j]			470[i]	344[j]	263[j]			607[i]	303[j]	306[j]			609[i]	285[j]	183[j]			468[i]
Nevada--Supreme Court	X	X	X	X	259	243	183	X	X	1,092	X	X	X	X	898	X	X	X	X	453
New Hampshire--Supreme Court	X	X			202	X	X			315	X	X			348	X	X			169
New Jersey--Supreme Court	X	X	X[i]	X[i]	622[i]	X	X	X[i]	X[i]	902[i](150)[e]	84	35	X(X)[e]	X(X)[e]	1,312(150)[e]	X	X	X[i]	X[i]	393[i]
New Mexico--Supreme Court	X	X	X	X	123	251[i](X)[e]	22[i](X)[e]	X	X	632(27)[e]	X	X	X	X	584(27)[e]	X	X	X	X	169
New York--Court of Appeals						(68)[e][i]	(86)[e][i]		X	1,966[i](154)[e]	496	145	552[i](68)[e]	1,359[i](86)[e]	3,221(154)[e]					
North Carolina--Supreme Court	X	X			42[i]	X	X	X	X	465(52)[e]	X	X	X	X	458(55)[e]	X	X			46[i]
North Dakota--Supreme Court	8	0	0	0	8	123	43	X	X	186	121	38	X	X	179	10	5	0	0	15

Ohio--Supreme Court						X		X	X	1,516(111)[e]	X	X	X	X	1,494(111)[e]					
Oklahoma--STATE TOTAL	X	X	X	X	1,646	731(39)[e]	X	181	X	2,002(39)[e]	783	360	149(39)[e]		1,912(39)[e]	X	X	X	X	1,744
Supreme Court	X	NH	X	NH	1,310	731(39)[e]	NH	181	NH	1,109(39)[e]	783	NH	149(39)[e]	NH	1,081(39)[e]	X	NH	X	NH	1,346
Court of Criminal Appeals	NH	X	NH	X	336	NH	X	NH	X	893	NH	360	NH	25	831	NH	X	NH	X	398
Oregon--Supreme Court	X	X	X	X	395	X	X	76	152	885(39)[e]	X	X	X(12)[e]	X(18)[e]	812(39)[e]	X	X	X	X	468
Pennsylvania--Supreme Court						X	X	X	X	1,549(118)[e]			(X)[e][I]	(X)[e][I]	(118)[e][I]					
Puerto Rico--Supreme Court	18	155	X	X	450	51	230	X	X	1,248	53	233	X	X	1,309	16	152	X	X	389
Rhode Island--Supreme Court	X	X	X	X	447	207	51	X	X	427	X	X	X	X	353	X	X	X	X	521
South Carolina--Supreme Court	146	41			193	278	173			487	189	192			416	235	22			264
South Dakota--Supreme Court	X	X			270[I]	X	X	X	X	288(2)[e]	X	X	X	X	246(2)[e]					307[I]
Tennessee--Supreme Court						267(X)[e]	25(X)[e]	X	X	879(98)[e]	X	X	X	X	826(98)[e]					
Texas--STATE TOTAL	30	1,075	122	64	1,397	14(70)[e]	3,296(97)[e]	766	1,396	5,727(186)[e]	75	2,564	615(102)[e]	1,264(97)[e]	4,778(216)[e]	42	1,904	171	99	2,306
Supreme Court	30[J]	NH	122	NH	258	14(70)[e]	NH	766	NH	1,035(89)[e]	75	NH	615(102)[e]	NH	950(121)[e]	42[J]	NH	171	NH	303
Court of Criminal Appeals	NH	1,075	NH	64	1,139	NH	3,296(97)[e]	NH	1,396	4,692(97)[e]	NH	2,564	NH	1,264(97)[e]	3,828(97)[e]	NH	1,904	NH	99	2,003
Utah--Supreme Court						362	129			634	X	X			659[I]					
Vermont--Supreme Court	X	X			269	280	65			364	269	53			344	X	X			289
Virginia--Supreme Court	X	X	197	210	591	0(153)[e]	0(59)[e]	X	X	1,932(212)[e]	X	X	426(153)[e][I]	757(59)[e][I]	1,767(212)[e]	X	X	228	300	748
Washington--Supreme Court	154	44	42	60	335	156	66	136	155	638	146	54	113	148	562	164	56	64	68	411
West Virginia--Supreme Court of Appeals	X	X	X	X	51	X	X	X	X	863(185)[e]	X	X	X	X	820(222)[e]	X	X	X	X	57
Wisconsin--Supreme Court	478	152	0	0	639	516	234	0	0	904	433	216	0	0	801	561	170	0	0	742
Wyoming--Supreme Court	X	X	NH	NH	153	76	39	NH	NH	146	X	78	NH	NH	177	X	X	NH	NH	122

Note: For inclusion on this table, a case is defined as any **appeal, original proceeding, request to appeal, or sentence review only** case.
Total cases pending, filed, and disposed include **original proceedings** and **sentence review only** as well as all **appeals** and all **requests to appeal**.
All available data are entered in the table. Blank spaces indicate that the data are not available.

NH = This case type is not handled in this court.
X = The data for this case type are known to be included in the total, but were not available by category.
-- = Not applicable.

[e]Cases are not included in the total to avoid double counting:
A **request to appeal** granted is not counted as a disposed **request to appeal** or as a filed **appeal**. It is counted as a disposition only when the resulting **appeal** is disposed. The numbers of **requests to appeal** granted are the figures appearing in parentheses in this table.

[I]Data are not complete:
Connecticut--Total cases pending and filed do not include **requests to appeal**.
Indiana--The number of **criminal requests to appeal** granted is not available.
Massachusetts--The only data provided for this court are the number of **appeals** filed.
Minnesota--The number of **requests to appeal** denied are not known and therefore are not included in the disposed data.
Mississippi--Data given for **civil** and **criminal appeals** disposed do not include cases disposed by dismissal. There were 146 **appeals** dismissed that could not be identified by casetype.
Nebraska--Total cases pending, filed, and disposed do not include **request to appeal** cases.
New Jersey--Filing and pending totals do not include all **request to appeal** cases.
New Mexico--**Appeals** filed data do not include three cases that were reinstated during the time period but could not be identified by casetype.
New York--Total cases filed do not include **civil requests to appeal**. Data given for **requests to appeal** disposed do not include 601 cases denied review that could not be identified by casetype.
North Caroline--Pending data do not include **requests to appeal**.
Pennsylvania--The only disposition data available were the number of **requests to appeal** that were granted. No other data are included in this figure.
South Dakota--Total cases pending figures do not include **requests to appeal**.
Utah--Total **appeals** and total cases disposed only includes those disposed by opinion or dismissed.
Virginia--Requests to appeal disposed do not include 58 cases that were withdrawn but could not be identified by casetype.

[J]Explanation of data included in the category:
District of Columbia--Filings reported for **civil** and **criminal appeals** include **civil** and **criminal requests to appeal** in addition to **appeals**.
Minnesota--Some **agency appeals** are included in the number of **civil appeals** disposed.
Nebraska--**Appeals** data include a few **original proceedings** cases in addition to **appeals**.
Texas--Supreme Court--figures given for **civil appeals** pending also include habeas corpus and mandamus cases.

Table 9: Caseflow for appeals and requests to appeal (civil and criminal) and total cases for intermediate appellate courts, 1977

State and court title	Beginning pending					Filed					Disposed					End pending				
	Appeals		Requests to appeal		Total cases	Appeals		Requests to appeal		Total cases	Appeals		Requests to appeal		Total cases	Appeals		Requests to appeal		Total cases
	Civil	Criminal	Civil	Criminal		Civil	Criminal	Civil	Criminal		Civil	Criminal	Civil	Criminal		Civil	Criminal	Civil	Criminal	
Alabama--STATE TOTAL	124	671			795	308	853			1,161	292	976			1,268	140	548			688
Court of Civil Appeals	124	NH			124	308	NH			308	292	NH			292	140	NH			140
Court of Criminal Appeals	NH	671			671	NH	853			853	NH	976			976	NH	548			548
Arizona--Court of Appeals	604	655			1,417	589	1,001			2,005	594	922			1,894	599	734			1,528
California--Courts of Appeal	2,555	1,989	NH	NH	4,544[i]	3,283	4,040	NH	NH	11,460	4,304	3,690	NH	NH	12,134	2,597	2,566	NH	NH	5,163
Colorado--Court of Appeals	X	X			674	640	323			1,128	X	X			918	X	X			884
Florida--District Court of Appeal	X	X	X	X	6,069	X	X	X	X	9,647	X	X	X	X	8,952	X	X	X	X	6,764
Georgia--Court of Appeals	0	0	0	0	0	1,077	634	X	X	2,132	1,077	634	X	X	2,132	0	0	0	0	0
Illinois--Appellate Court	1,983	2,128	NH	NH	4,111	1,939	2,442	NH	NH	4,381	2,091	2,488	NH	NH	4,579	1,832	2,081	NH	NH	3,913
Indiana--Court of Appeals	X	X			627	402	434			883	X	X			758	X	X			752
Iowa--Court of Appeals	56	13	NH	NH	69	279	77	NH	NH	356	236	70	NH	NH	330	72	23	NH	NH	95
Kansas--Court of Appeals	124[j]	11[j]			135[j]	275	95			370	117	16			133	282	90			372
Kentucky--Court of Appeals	635	145	0	0	780	1,431	363	X	X	1,922	1,174	280	X	X	1,564	892	228	X	X	1,141
Louisiana--Court of Appeal	X	NH		NH	854	2,092	NH		NH	2,407	2,054	NH		NH	2,352	X	NH		NH	909
Maryland--Court of Special Appeals	91	146	0	0	237	708[a]	675[a]	15	167	1,565[a]	715	752	9[a]	153[a]	1,629[a]	84	69	0	0	153
Massachusetts--Appeals Court						975	191			1,166	X	X								
Michigan--Court of Appeals						X	X	X	X	5,274	X	X	X	X	4,788					
Missouri--Court of Appeals	1,309	694	X	X	2,033	1,190	607	X	X	2,146	1,277	630	X	X	2,244	1,244	675	X	X	1,966
New Jersey--Appellate Division of Superior Court	X	X	X	X	4,793	1,969	2,105	X	X	5,938	X	X	X	X	4,969	X	X			218
New Mexico--Court of Appeals	X	X			145	196	333			576	X	X			503					
New York--STATE TOTAL						X	X			10,296[i]	X	X			9,714					
Appellate Division of the Supreme Court						X	X			7,826[i]	X	X			7,856					
Appellate Terms of the Supreme Court						X	X			2,430	X	X			1,858					
North Carolina--Court of Appeals						X	X			1,078	301	484			846					
Ohio--Court of Appeals	2,481	1,847	NH	NH	4,591	4,539	2,751	NH	NH	7,992	4,407	2,776	NH	NH	7,929	3,414	2,322	NH	NH	5,977
Oklahoma--Court of Appeals	163	NH		NH	163	353	NH		NH	353	389	NH		NH	387	129	NH		NH	129
Oregon--Court of Appeals	X	X	NH	NH	730	504	1,168	NH	NH	2,348	X	X	NH	NH	2,054	X	X	NH	NH	1,024
Pennsylvania--STATE TOTAL						X	X			6,364										
Superior Court						X	X			3,700										
Commonwealth Court						X	X			2,664										
Tennessee--STATE TOTAL						758	633			1,462	785	X		NH	1,555		NH		NH	
Court of Appeals		NH		NH		758	NH		NH	758	785	NH			785					
Court of Criminal Appeals	NH		NH			NH	633	NH		714	NH	X	NH		770	NH	NH	NH		1,080
Texas--Court of Civil Appeals	978	NH		NH	978	1,969	NH		NH	1,969	1,867	NH		NH	1,867	1,080	NH		NH	
Washington--Court of Appeals	1,153	688	X	X	1,915	1,057	640	X	X	1,996	938	442	X	X	1,634	1,272	886	X	X	2,277

Note: For inclusion on this table, a case is defined as any appeal, original proceeding, request to appeal, or sentence review only case.
Total cases pending, filed, and disposed include original proceedings and sentence review only cases as well as all appeals and all requests to appeal.
All available data are entered in the table. Blank spaces indicate that the data are not available.

NH = This case type is not handled in this court.
X = The data for this case type are known to be included in the total, but were not available by category.

[a]Cases are not included in the total to avoid double counting:
A request to appeal granted is not counted as a disposed request to appeal or as a filed appeal. It is counted as a disposition only when the resulting appeal is disposed. There were six civil and fourteen criminal requests to appeal granted in the Maryland Court of Special Appeals.

[i]Data are not complete:
New York--Appellate Terms of the Supreme Court--Total cases filed do not include all original proceedings.

[j]Explanation of data included in the category:
Kansas--This court was created on January 10, 1977, six months into the 1977 court year. Beginning pending data represent the number of cases transferred to the court from the Supreme Court.

Table 10: Time interval (days) data for courts of last resort and intermediate appellate courts, 1977. Courts grouped by beginning event point. Beginning event to briefs filed, to argument or submission, and to decision announced. Argument or submission to decision announced. Type of cases included and statistic type (mean or median)

State and court title	Type of case	Beginning event	Beginning event to briefs filed	Beginning event to argument or submission	Argument or submission to decision announced	Beginning event to decision announced	Type of statistic
Courts of last resort							
Alaska--Supreme Court	civil	notice of appeal	255	325	150†	467†	mean
	criminal	notice of appeal	346	411	169†	580†	mean
	sentence appeal	notice of appeal				304†	mean
District of Columbia--Court of Appeals	total cases	notice of appeal	227	330	126	456	mean
Iowa--Supreme Court	civil	notice of appeal	262†	71?	60	772	mean
	priority civil	notice of appeal	194†	267	56	324	mean
	criminal	notice of appeal	285†	371	48	419	mean
	total cases	notice of appeal	265†	575	56	631	mean
Kansas--Supreme Court	civil	notice of appeal	293†	531	27	558	mean
	criminal	notice of appeal	400†	512	46	558†	mean
	agency	notice of appeal	232†	317	37	354	mean
New Mexico--Supreme Court	total cases	notice of appeal	139†	183	57	240	mean
New Jersey--Supreme Court	total cases	notice of appeal or granting certification	104†	283	168	449	mean
	total cases	notice of appeal or granting certification	65†		114	416	median
Oregon--Supreme Court	total cases	notice of appeal	203†			328†	mean
Washington--Supreme Court	total cases	notice of appeal	198†		229	349	median
Hawaii--Supreme Court	civil--regular opinion	filing of appeal				772	mean
	civil--memorandum opinion	filing of appeal				531	mean
	criminal--regular opinion	filing of appeal				631	mean
	criminal--memorandum opinion	filing of appeal				378	mean
	other--regular opinion	filing of appeal				894	mean
Wyoming--Supreme Court	total cases	docketing	152†	274	183	458	mean
Arkansas--Supreme Court	civil	filing of record		154	24	178	mean
	criminal and post conviction remedy	filing of record		117	20	137	mean
Mississippi--Supreme Court	total cases	filing of record		291	31	322	mean
	total cases	judgment in lower court		446	31	477	mean
Maryland--Court of Appeals	total cases	disposition in lower court	220	299	49	348	mean
New Jersey--Supreme Court	total cases	judgment below	218†	397	168	564	mean
Nevada--Supreme Court	civil				35		mean
	criminal				22		mean
	total cases				26		mean
Wisconsin--Supreme Court	civil opinions	docketed date				656†	median
	criminal opinions	docketed date				386†	median
	total opinions	docketed date				583†	median
Intermediate appellate courts							
Alabama--Court of Civil Appeals	total cases	notice of appeal	119†	168	21	175	mean
Iowa--Court of Appeals	civil	notice of appeal	275†	710	48	758	mean
	priority civil	notice of appeal	205†	305	36	341	mean
	criminal	notice of appeal	323†	424	39	463	mean
	total cases	notice of appeal	278†	606	44	651	mean
Kansas--Court of Appeals	total cases	notice of appeal	314			586†	mean
New Jersey--Appellate Division of Superior Court	total cases	notice of appeal	240†	358	23	381	median
	total cases	notice of appeal	204†	302	16	318	mean
New Mexico--Court of Appeals	torts	notice of appeal	155			238	mean
	administrative appeals	notice of appeal	91			172	mean
	workman's compensation	notice of appeal	148			214	mean
	interlocutory appeal	notice of appeal	60			103	mean
	other	notice of appeal	172			282	mean
Oregon--Court of Appeals	civil	notice of appeal				182†	mean
	criminal	notice of appeal				169†	mean
	total cases	notice of appeal	124†			177	mean
Washington--Court of Appeals:							
Division I	total cases	notice of appeal	152		122	488	median
Division II	total cases	notice of appeal	226		61	531	median
Division III	total cases	notice of appeal	183		61	458	median
Texas--Court of Civil Appeals	total cases	filing of appeal				183	mean
Maryland--Court of Special Appeals	total cases	disposition in lower court	79	220	34	293	mean
New Jersey--Appellate Division of Superior Court	total cases	judgment below	280†	398	23	421	mean

Note: Times are often given in months, fractions of months, or months and days. For comparability, these were converted to days by using 30.5 days per month.
Data on this table are apparently for appeals decided on the merits after a full review by the court, although this fact is not usually made explicit in the source documents. The data for the Washington Supreme Court are only for appeals filed directly with the court, and not for appeals certified or transferred from the intermediate appellate court. The New Jersey Supreme Court data include, as well as regular appeals, some cases in which the decision on the merits is made pursuant to the argument as to whether the certification should be granted.
All available data are entered in the table. Blank spaces indicate that the data are not available.

†For the time the briefs are filed, the following events were used:
Readiness--Iowa Supreme Court
Kansas Supreme Court
Iowa Court of Appeals
Kansas Court of Appeals
Date perfected--New Jersey Supreme Court
Washington Supreme Court
New Jersey Appellate Division of Superior Court
Washington Court of Appeals
Appellee's brief--Alabama Court of Civil Appeals
Maturity--Wyoming Supreme Court

At issue--New Mexico Supreme Court
Oregon Supreme Court
Oregon Court of Appeals

For the time of argument or submission, the following events were used:
Consideration--Massachusetts Appeals Court

For time decision announced, the following events were used
Opinion publication--Alaska Supreme Court
Final decision--Oregon Supreme Court
Oregon Court of Appeals
Date of remittitur--Wisconsin Supreme Court

Table 11: Filed cases for appellate courts, 1968-1977.
Appellate courts reporting five or more years of cases filed data

State and court title	State population in thousands	Cases filed									
		1968	1969	1970	1971	1972	1973	1974	1975	1976	1977
Courts of last resort											
Arizona--Supreme Court	2,427	505	556	679	697	677	686	749	890	1,023	964
California--Supreme Court[1]	22,350	2,959[1]	3,322[1]	3,400[1]	3,179[1]	3,238[1]	3,139[1]	3,513[1]	3,668[1]	3,704[1]	3,746[1]
Colorado--Supreme Court	2,696	574	620	568*	544	517	606	611	553	651	735
Delaware--Supreme Court	595	120	201	198	176	250	247	255	273	341	364[K]
District of Columbia--Court of Appeals[1]	682			452[1]	613[1]	796[1]	980[1]	1,128[1]	1,221[1]	1,342[1]	1,327[1]
Idaho--Supreme Court[1]	883				182[1]	155[1]	243[1]	252[1]	307[1]	295[1]	345[1]
Kansas--Supreme Court	2,318					368	341	342	368	438	464*
Kentucky--Supreme Court	3,575	843	960	1,153	1,113	1,144	1,160	1,142	1,225	833*	463
Louisiana--Supreme Court	4,016	532	601	755	861	1,044	1,083	1,258	1,606	1,762	2,266
Maryland--Court of Appeals[1]	4,195	435[1]	411[1]	437[1]	489[1]	403[1]	348[1]	304[1]	250[1]	175[1]	173[1]
Michigan--Supreme Court	9,157	450	544	504	708	658	811	957	974	1,045	1,503
Minnesota--Supreme Court	3,980	578	631	576	584	603	677	781	921	911	1,001
Mississippi--Supreme Court[1]	2,460			462[1]	455[1]	563[1]	626[1]	601[1]	613[1]	780[1]	658[1]
Missouri--Supreme Court[1]	4,845	846[1]	815[1]	1,036[1]	1,182[1]	998[1]	383[1]	1,039[1]	904[1]	1,170[1]	1,072[1]
Montana--Supreme Court	771			189	197	236	239	269	299	409	469
Nebraska--Supreme Court[1]	1,554	321[1]	322[1]	362[1]	474[1]	446[1]	546[1]	484[1]	571[1]	716[1]	607[1]
Nevada--Supreme Court	678	288	319	396	306	375	392	434	556	806	1,092
New Hampshire--Supreme Court	872	144	154	139	186	188	240	270	288	273	315
New Jersey--Supreme Court[1]	7,342	142[1]	139[1]	170[1]	195[1]	169[1]	173[1]	183[1]	221[1]	232[1]	225[1]
New Mexico--Supreme Court	1,225	244	255	218	240	295	298	433	500	558	632
Ohio--Supreme Court[J]	10,771				905[J]	1,001[J]	1,144[J]	1,203[J]	1,323[J]	1,479[J]	1,627[J]
Oklahoma--STATE TOTAL	2,866	489[P]	1,339	1,357	1,235	1,281	1,421	1,578	1,806	1,998	2,002
Supreme Court	--		644	726	433	508*	702	735	992	1,019	1,109
Court of Criminal Appeals	--	489	695	631	802	773	719	843	814	979	893
Oregon--Supreme Court	2,439	629	458*	432	558	607	553	662	750	973	885
Pennsylvania--Supreme Court	11,882					1,424	1,387	1,607	1,696	1,736	1,549
Puerto Rico--Supreme Court	3,197					878	995	1,071	1,083	1,204	1,248
Rhode Island--Supreme Court[J]	955					325[J]	349[J]	345[J]	355[J]	422[J]	438[J]
Tennessee--Supreme Court[1]	4,402	194[1]	191[1]	205[1]	213[1]	209[1]	205[1]	266[1]	327[1]	246[1]	232[1]
Virginia--Supreme Court	5,206	1,248	1,185	1,380	1,329	1,398	1,249	1,256	1,526	1,672	1,932
Washington--Supreme Court	3,772				450	414	426	497	504	589	638
Wisconsin--Supreme Court[1]	4,613			455[1]	491[1]	555[1]	502[1]	607[1]	656[1]	709[1]	770[1]
Intermediate appellate courts											
Arizona--Court of Appeals	2,427	599	671	805	783	875	921	1,321	1,725	2,017	2,005
California--Courts of Appeal	22,350	6,121	6,530	7,721	8,327	8,194	8,806	9,418	9,936	10,312	11,460
Colorado--Court of Appeals	2,696	--	--	373	616	426	468	444	858	915	1,128
Illinois--Appellate Court	11,406	1,504	1,691	1,856	2,499	3,020	3,044	3,259	4,135	3,973	4,381
Louisiana--Court of Appeal	4,016	1,430	1,406	1,416	1,455	1,573	1,589	1,579	2,020	2,189	2,407
Maryland--Court of Special Appeals[1]	4,195	382[1]	500[1]	593[1]	729[1]	726[1]	880[1]	980[1]	1,154[1]	1,304[1]	1,383[1]
Michigan--Court of Appeals	9,157	1,894	1,959	2,214	2,336	2,799	3,076	3,579	4,435	4,544	5,274
Missouri--Court of Appeals[1]	4,845	703[1]	573[1]	660[1]	758[1]	1,097[1]	1,616[1]	1,405[1]	1,552[1]	1,805[1]	1,797[1]
New Jersey--Appellate Division of Superior Court	7,342	1,845	2,067	2,449	2,746	3,583	3,883	3,801	4,383	4,819	5,978
New Mexico--Court of Appeals	1,225	152	168	168	252	235	316	475	514	446	576
Ohio--Court of Appeals	10,771				3,298	4,311	4,909	5,503	6,869	7,204	7,992
Oklahoma--Court of Appeals	2,866	--	--	--	445	472	365	406	327	418	353
Oregon--Court of Appeals	2,439	--	563	577	622	766	843	1,046	1,539	1,847	2,348
Pennsylvania--STATE TOTAL	11,882					3,780	4,474	3,916	5,023	6,067	6,364
Superior Court	--					2,433	2,670	2,203	2,996	3,631	3,700
Commonwealth Court	--					1,347	1,804	1,713	2,027	2,436	2,664
Tennessee--STATE TOTAL	4,402	811	860	863	859	1,042	1,092	1,016	1,279	1,530	1,472
Court of Appeals	--	--	430	488	452	498	494	485	649	694	758
Court of Criminal Appeals	--	411	430	375	407	544	598	531	630	636	714
Texas--Courts of Civil Appeals	13,192	1,133	1,153	1,228	1,328	1,397	1,332	1,502	1,764	1,824	1,969
Washington--Court of Appeals	3,772				937	1,243	1,244	1,541	1,819	1,777	1,996

Note: For inclusion on this table a case is defined as any appeal, any original proceeding, or any request to appeal. Requests to appeal are counted when originally filed and are not counted again if granted. The numbers correspond to the numbers not in parentheses in the remainder of this document.

All data are entered in the table. Blank spaces indicate that the data are not available.

-- = Not applicable.

[1]Data are not complete:
California--Supreme Court--Data do not include attorney disciplinary cases.
District of Columbia--Court of Appeals--Data given include only appeals filed.
Idaho--Supreme Court--Data given include only appeals filed.
Maryland--Court of Appeals and Court of Special Appeals--Data given include only direct and discretionary appeals filed.
Mississippi--Supreme Court--Data given include only appeals filed.
Missouri--Court of Appeals--Data given include only appeals filed.
Nebraska--Supreme Court--Data given include only appeals filed.
New Jersey--Supreme Court--Data given include only direct and discretionary appeals filed.
Tennessee--Supreme Court--Data given include only appeals filed.
Wisconsin--Supreme Court--Data given include only appeals, original actions, and disciplinary cases filed.

[J]Explanation of data included in the category:
Missouri--Supreme Court--Data given include all cases and other proceedings filed with the court.
Ohio--Supreme Court--Data given include all cases filed with the court and requests to appeal granted. As a result the requests to appeal granted are counted twice in this tally--once when they were filed as requests to appeal, and again when they were granted and became discretionary appeals.
Rhode Island--Supreme Court--Data given include all cases and other proceedings filed with the court.

[K]Additional information:
Delaware--Supreme Court--The figure given for the 1977 court year covers the calendar year. All other data given for this court are based on the fiscal year.

[P]Data were not available for all courts in the state.

*Indicates the year the intermediate appellate court began operation.

Table 12: Number and percent change in filed cases year to year for appellate courts, 1968-1977.
Appellate courts reporting five or more years of cases filed data

State and court title	State population in thousands	Number and percent change in cases filed									
		1968 to 1969	1969 to 1970	1970 to 1971	1971 to 1972	1972 to 1973	1973 to 1974	1974 to 1975	1975 to 1976	1976 to 1977	
Courts of last resort											
Arizona--Supreme Court	2,427	51 (10%)	123 (22%)	18 (3%)	-20 (-3%)	9 (1%)	63 (9%)	141 (19%)	133 (15%)	-59 (-6%)	
California--Supreme Court[1]	22,350	363 (12%)[1]	78 (2%)[1]	-221 (-6%)[1]	59 (2%)[1]	-99 (-3%)[1]	374 (12%)[1]	155 (4%)[1]	36 (1%)[1]	42 (1%)[1]	
Colorado--Supreme Court	2,696	46 (8%)	-52 (-8%)	-24 (-4%)*	-27 (-5%)	89 (17%)	5 (1%)	-58 (-9%)	98 (18%)	84 (13%)	
Delaware--Supreme Court	595	72 (56%)	-3 (-1%)	-22 (-11%)	74 (42%)	-3 (-1%)	8 (3%)	18 (7%)	68 (25%)	23 (7%)[K]	
District of Columbia--Court of Appeals[1]	682			161 (36%)[1]	183 (23%)[1]	184 (23%)[1]	148 (15%)[1]	93 (8%)[1]	121 (10%)[1]	-15 (-1%)[1]	
Idaho--Supreme Court[1]	883				-27 (-15%)[1]	88 (57%)[1]	9 (4%)[1]	55 (22%)[1]	-12 (-4%)[1]	50 (17%)[1]	
Kansas--Supreme Court	2,318					-27 (-7%)	1 (0%)	26 (8%)	70 (19%)	26 (6%)*	
Kentucky--Supreme Court	3,575	117 (14%)	193 (20%)	-40 (-3%)	31 (3%)	16 (1%)	-18 (-2%)	83 (7%)	392 (-32%)*	-37 (-44%)	
Louisiana--Supreme Court	4,016	69 (13%)	154 (26%)	108 (14%)	181 (21%)	39 (4%)	175 (16%)	348 (28%)	156 (10%)	504 (30%)	
Maryland--Court of Appeals[1]	4,195	-24 (-5%)[1]	26 (6%)[1]	52 (12%)[1]	-86 (-18%)[1]	-55 (-14%)[1]	-44 (-13%)[1]	-54 (-18%)[1]	-77 (-31%)[1]	-2 (-1%)[1]	
Michigan--Supreme Court	9,157	94 (21%)	-40 (-7%)	204 (40%)	-50 (-7%)	153 (23%)	146 (18%)	17 (2%)	71 (7%)	458 (44%)	
Minnesota--Supreme Court	3,980	53 (9%)	-55 (-9%)	8 (1%)	19 (3%)	74 (12%)	104 (15%)	140 (18%)	-10 (-1%)	90 (10%)	
Mississippi--Supreme Court[1]	2,460			-7 (-1%)[1]	108 (24%)[1]	63 (11%)[1]	-25 (-4%)[1]	12 (2%)[1]	167 (27%)[1]	-342 (-44%)[1]	
Missouri--Supreme Court[1]	4,845	-31 (-4%)[1]	221 (27%)[1]	151 (15%)[1]	-189 (-16%)[1]	-611 (-61%)[1]	692 (168%)[1]	135 (-13%)[1]	266 (29%)[1]	-93 (-8%)[1]	
Montana--Supreme Court	771			8 (4%)	39 (20%)	3 (1%)	30 (13%)	30 (11%)	110 (37%)	60 (15%)	
Nebraska--Supreme Court[1]	1,554	1 (0%)[1]	40 (12%)[1]	112 (31%)[1]	-28 (-6%)[1]	100 (22%)[1]	-62 (-11%)[1]	87 (18%)[1]	145 (25%)[1]	-109 (-15%)[1]	
Nevada--Supreme Court	678	31 (11%)	77 (24%)	-90 (-23%)	69 (22%)	17 (4%)	42 (11%)	122 (28%)	250 (45%)	286 (35%)	
New Hampshire--Supreme Court	872	10 (7%)	-15 (-10%)	47 (34%)	2 (1%)	52 (28%)	30 (12%)	18 (7%)	-15 (-5%)	42 (15%)	
New Jersey--Supreme Court[1]	7,342	-3 (-2%)[1]	31 (22%)[1]	25 (15%)[1]	-26 (-13%)[1]	4 (2%)[1]	10 (6%)[1]	38 (21%)[1]	11 (5%)[1]	-7 (-3%)[1]	
New Mexico--Supreme Court	1,225	11 (4%)	-37 (-14%)	22 (10%)	55 (23%)	3 (1%)	135 (45%)	67 (15%)	58 (12%)	74 (13%)	
Ohio--Supreme Court[J]	10,771				96 (11%)[J]	143 (14%)[J]	59 (5%)[J]	120 (10%)[J]	156 (12%)[J]	140 (10%)[J]	
Oklahoma--STATE TOTAL	2,866		18 (1%)	-122 (-9%)	46 (4%)	140 (11%)	157 (11%)	228 (14%)	192 (11%)	(<1%)	
Supreme Court	--		82 (13%)	-293 (-40%)	75 (17%)	194 (38%)*	33 (5%)	257 (35%)	27 (3%)	90 (9%)	
Court of Criminal Appeals	--	206 (42%)	-64 (-9%)	171 (27%)	-19 (-4%)	-54 (-7%)	124 (17%)	-29 (-3%)	165 (20%)	-86 (-9%)	
Oregon--Supreme Court	2,439	171 (-27%)	-26 (-6%)*	126 (29%)	49 (9%)	-54 (-9%)	114 (21%)	83 (12%)	223 (30%)	-88 (-9%)	
Pennsylvania--Supreme Court	11,882					-37 (-3%)	220 (16%)	89 (5%)	40 (2%)	-187 (-11%)	
Puerto Rico--Supreme Court	3,321					117 (13%)	76 (8%)	12 (1%)	121 (11%)	44 (4%)	
Rhode Island--Supreme Court[J]	955					24 (7%)[J]	-4 (-1%)[J]	10 (3%)[J]	67 (19%)[J]	16 (4%)[J]	
Tennessee--Supreme Court[1]	4,402	-3 (-1%)[1]	14 (7%)[1]	8 (4%)[1]	-4 (-2%)[1]	-4 (-2%)[1]	61 (30%)[1]	61 (23%)[1]	-81 (-25%)[1]	-14 (-6%)[1]	
Virginia--Supreme Court	5,206	-63 (-5%)	195 (16%)	-51 (-4%)	69 (5%)	-140 (-11%)	7 (1%)	270 (21%)	146 (10%)	260 (16%)	
Washington--Supreme Court	3,772					12 (3%)	71 (17%)	7 (1%)	89 (17%)	49 (8%)	
Wisconsin--Supreme Court[1]	4,613			39 (9%)[1]	61 (12%)[1]	-53 (-9%)[1]	105 (21%)[1]	49 (8%)[1]	53 (8%)[1]	61 (9%)[1]	
Intermediate appellate courts											
Arizona--Court of Appeals	2,427	72 (12%)	134 (20%)	-22 (-3%)	92 (12%)	46 (5%)	400 (43%)	404 (31%)	292 (17%)		
California--Courts of Appeal	22,350	409 (7%)	1,191 (18%)	606 (8%)	-133 (-2%)	612 (7%)	612 (7%)	518 (5%)	376 (4%)	1,148 (11%)	
Colorado--Court of Appeals	2,696	--	--	243 (65%)	-190 (-31%)	42 (10%)	-24 (-5%)	414 (93%)	57 (7%)	213 (23%)	
Illinois--Appellate Court	11,406	187 (12%)	165 (10%)	643 (35%)	521 (21%)	24 (1%)	215 (7%)	876 (27%)	-162 (-4%)	408 (10%)	
Louisiana--Court of Appeal	4,016	-24 (-2%)	10 (1%)	39 (3%)	118 (8%)	16 (1%)	-10 (-1%)	441 (28%)	169 (8%)	218 (10%)	
Maryland--Court of Special Appeals[1]	4,195	118 (31%)[1]	93 (19%)[1]	136 (23%)[1]	-3 (-0%)[1]	154 (21%)[1]	100 (11%)[1]	174 (18%)[1]	230 (20%)[1]	-1 (<-1%)[1]	
Michigan--Court of Appeals	9,157	65 (3%)	255 (13%)	122 (5%)	463 (20%)	277 (10%)	503 (16%)	856 (24%)	109 (2%)	730 (16%)	
Missouri--Court of Appeals[1]	4,845	-130 (-18%)[1]	87 (15%)[1]	98 (15%)[1]	339 (45%)[1]	519 (47%)[1]	-211 (-13%)[1]	147 (10%)[1]	253 (16%)[1]	-8 (<-1%)[1]	
New Jersey--Appellate Division of Superior Court	7,342	222 (12%)	382 (18%)	297 (12%)	837 (30%)	300 (8%)	-82 (-2%)	582 (15%)	436 (10%)	1,159 (24%)	
New Mexico--Court of Appeals	1,225	16 (10%)	(0%)	64 (38%)	3 (1%)	83 (35%)	157 (49%)	39 (8%)	-68 (-13%)	130 (29%)	
Ohio--Court of Appeals	10,771				513 (13%)	598 (14%)	594 (12%)	1,366 (25%)	335 (5%)	788 (11%)	
Oklahoma--Court of Appeals	2,866	--	--	--	27 (6%)	-107 (-23%)	41 (11%)	-79 (-19%)	91 (28%)	-65 (-18%)	
Oregon--Court of Appeals	2,439		14 (2%)	45 (8%)	144 (23%)	77 (10%)	203 (24%)	493 (47%)	308 (20%)	501 (27%)	
Pennsylvania--STATE TOTAL	11,882					694 (18%)	-558 (-12%)	1,107 (28%)	1,044 (21%)	297 (5%)	
Superior Court	--					237 (10%)	-467 (-17%)	793 (36%)	635 (21%)	69 (2%)	
Commonwealth Court	--					457 (34%)	-91 (-5%)	314 (18%)	409 (20%)	228 (9%)	
Tennessee--STATE TOTAL	4,402	49 (6%)	3 (0%)	-4 (-0%)	183 (21%)	50 (5%)	-76 (-7%)	263 (26%)	51 (4%)	142 (11%)	
Court of Appeals	--	50 (7%)	58 (13%)	-36 (-7%)	46 (10%)	-4 (-1%)	-9 (-2%)	164 (34%)	45 (7%)	64 (9%)	
Court of Criminal Appeals	--	19 (5%)	-55 (-13%)	32 (8%)	137 (34%)	54 (10%)	67 (-11%)	99 (19%)	6 (1%)	78 (12%)	
Texas--Courts of Civil Appeals	13,192	20 (2%)	75 (6%)	100 (8%)	69 (5%)	-65 (-4%)	170 (13%)	262 (17%)	60 (3%)	145 (8%)	
Washington--Court of Appeals	3,772	--	--	--	306 (24%)	1 (0%)	297 (24%)	278 (18%)	-42 (-2%)	219 (12%)	

Note: For inclusion on this table a case is defined as any appeal, any original proceeding, or any request to appeal. Requests to appeal are counted when originally filed and are not counted again if granted. The numbers correspond to the numbers not in parentheses in the remainder of the report.
All available data are entered in the table and all appropriate calculations are included. Blank spaces indicate that the data are not available or the calculations were not appropriate.

-- = Not applicable.

*Indicates the year the intermediate appellate court began operation.

[1]Data are not complete:
California--Supreme Court--Data do not include attorney disciplinary cases.
District of Columbia--Court of Appeals--Data given include only appeals filed.
Idaho--Supreme Court--Data given include only appeals filed.
Maryland--Court of Appeals and Court of Special Appeals--Data given include only direct and discretionary appeals filed.
Mississippi--Supreme Court--Data given include only appeals filed.
Missouri--Court of Appeals--Data given include only appeals filed.
Nebraska--Supreme Court--Data given include only appeals filed.
New Jersey--Supreme Court--Data given include only direct and discretionary appeals filed.
Tennessee--Supreme Court--Data given include only appeals filed.
Wisconsin--Supreme Court--Data given include only appeals, original actions, and disciplinary cases filed.

[J]Explanation of data included in the category:
Missouri--Supreme Court--Data given include all cases and other proceedings filed with the court.
Ohio--Supreme Court--Data given include all cases filed with the court and requests to appeal granted. As a result, the requests to appeal granted are counted twice in this tally--once when they were filed as requests to appeal, and again when they were granted and became discretionary appeals.
Rhode Island--Supreme Court--Data given include all cases and other proceedings filed with the court.

[K]Additional information:
Delaware--Supreme Court--The figure given for the 1977 court year covers the calendar year. All other data given for this court are based on the fiscal year.

Trial court summary statistics

This section contains tables that display the 1977 statistical data from the trial courts. The data cannot be found in published annual reports alone. All published annual reports and other available documents from the 50 states, the District of Columbia, Guam, and Puerto Rico were used. Unpublished data provided by state court administrators or other officials were also used.

In this 1977 Annual Report the number of states with trial court data displayed has increased from 44 states and the District of Columbia in 1975, to 49 states, the District of Columbia, Guam, and Puerto Rico in 1977. The number of courts displayed has increased greatly over 1975. The major reason for the increase has been the addition of statistics from limited jurisdiction courts. Court systems that contributed to the 1975 Annual Report have provided more data as state court administrators have become aware of the NCSP data needs. Several states that submitted no data for the 1975 report have since changed or improved their data systems to the extent that they could provide 1977 data.

Trial court data received from states are generally more detailed and easier to interpret than appellate court data. However, some very specific problems prevent comparisons of the data presented in this report. These problems are (1) the lack of a uniform case classification; (2) the lack of complete data reported by the courts; (3) questions relating to the validity of data collected, both published and unpublished; and (4) variations in the subject matter jurisdiction of the courts.

The first problem in comparing data available from trial courts is the lack of uniformity in case classificstion and unit of case count. Both the case categories and the data classified in the case categories vary from state to state. Under the case category of "law," for example, one state may usé the term "civil judgment," another "civil complaint," and still another may report the case as "money judgment." This makes consolidation of these categories difficult. The lack of uniformity in unit of case count causes difficulty in comparison of caseload (see Figures A and B). Units of counting criminal cases may be informations, indictments, or complaints; the number of defendants; or even the number of charges. Civil cases may be counted at the filing of a complaint, at note of issue, or at the time placed on the calendar.

The second problem in comparing data available from trial courts is the lack of complete statistics. Some states report only total caseload. Others report individual case categories, but omit breakdowns within certain categories to show what is included within, for example, domestic relations, estate, or mental health. This omission presents a problem in interstate comparisons. In addition, there are states that are not consistent in their reporting of data. The general jurisdiction court, for example, may give detailed category breakdowns, whereas the limited jurisdiction court may report only total civil, criminal, and juvenile cases, or not report at all.

The third problem relates to questions of validity of the data collected, both published and unpublished. One of the major factors in data validity is the chance of human error. Many elements (hidden data, transposition of figures, double counting of cases, manner used to verify data) contribute to the scope of this problem. Although many verification techniques have been implemented by state court administrators and by the National Court Statistics Project staff to keep errors to a minimum, the reader should understand that a verification process does not guarantee absolute accuracy.

The final problem is variation in the subject matter jurisdiction of the courts. In four states, Illinois, Idaho, Iowa, and South Dakota, in the District of Columbia, and in Guam, general jurisdiction courts handle all types of cases. In other states, such as Florida and New Jersey, general jurisdiction courts process only major criminal cases and major civil actions, while other civil and criminal cases are handled by limited jurisdiction courts. Limited jurisdiction courts were added to this series in 1976 in order to present a complete picture of the trial court caseload. The inclusion of limited jurisdiction court data in this report does not change the fact that some general jurisdiction court systems handle all the cases. The 1977 state statistical profiles in Part II show that the number and types of trial courts vary from state to state. This difference in court structure must be kept in mind while examining the data in this document.

The reader should note two other factors before reviewing the trial court tables. The first: only states reporting data that could be displayed in specific case category tables (i.e., felony, real property rights, status offenses, etc.) were included in such tables. For the sake of clarity, those states that did not report such data were not listed. When every court in the state handling the case type did not report data, the data that were reported have been footnoted as being incomplete (footnote "p") in order to provide the reader with an indicator of incomplete data when comparing caseloads. This information will help determine whether caseloads can be compared between states or courts.

The following tables are sequenced from a general overview (national caseflow totals for courts) to the more specific caseflow detail (civil, criminal, traffic, and juvenile caseflow and case categories).

Preceding page blank

Table 13: Reported national caseflow (civil, criminal, traffic, juvenile, and total) in general jurisdiction, limited jurisdiction, and all trial courts, 1977.
Estimated civil, criminal, juvenile, traffic, and total cases filed and disposed in all trial courts

Reported and estimated caseflow	Beginning pending	Filed	Disposed	End pending
Civil				
All trial courts:				
Reported cases	3,352,712	10,835,090	8,922,331	3,702,777
Number of states reporting complete data	4	19	15	4
Percent of population represented by complete data	7%	49%	44%	7%
Percent of variance explained (R^2)		91%	99%	
Estimated national totals		12,800,000	11,900,000	
General jurisdiction courts:				
Reported cases	2,597,264	4,710,803	4,285,754	2,774,767
Number of states reporting complete data	27	45	33	27
Percent of population represented by complete data	51%	90%	76%	51%
Limited jurisdiction courts:				
Reported cases	755,448	6,124,287	4,636,577	928,010
Number of states reporting complete data (45 states handle civil cases in limited jurisdiction courts)	5	16	12	5
Percent of population represented by complete data (198,571,000 is the population in the 45 states)	14%	48%	40%	14%
Criminal				
All trial courts:				
Reported cases	1,044,401	8,999,714	6,617,587	1,087,366
Number of states reporting complete data	7	19	17	6
Percent of adult population represented by complete data (152,138,000 is the total adult population)	7%	51%	36%	4%
Percent of variance explained (R^2)		94%	99%	
Estimated national totals		10,200,000	9,400,000	
General jurisdiction courts:				
Reported cases	555,103	2,141,497	1,941,384	571,454
Number of states reporting complete data	29	46	40	29
Percent of adult population represented by complete data	44%	91%	80%	44%
Limited jurisdiction courts:				
Reported cases	489,298	6,858,217	4,676,203	515,912
Number of states reporting complete data (46 states handle criminal cases in limited jurisdiction courts)	4	15	12	3
Percent of adult population represented by complete data (140,683,000 is the adult population in the 46 states)	5%	48%	31%	2%
Traffic				
All trial courts:				
Reported cases	854,365	48,086,011	38,950,755	904,622
Number of states reporting complete data	7	17	15	6
Percent of population represented by complete data	7%	44%	34%	4%
Percent of variance explained (R^2)		96%	99%	
Estimated national totals		59,000,000	56,000,000	

General jurisdiction courts:				
Reported cases	81,932	4,197,620	3,572,073	103,180
Number of states reporting complete data (15 states handle traffic cases in general jurisdiction courts)	8	13	11	8
Percent of population represented by complete data (53,172,000 is the population in the 15 states)	31%	90%	63%	31%
Limited jurisdiction courts:				
Reported cases	772,433	43,888,391	35,378,682	801,442
Number of states reporting (46 states handle traffic cases in limited jurisdiction courts)	4	13	11	3
Percent of population represented (203,184,000 is the population in the 46 states)	5%	34%	27%	2%
Juvenile				
All trial courts:				
Reported cases	131,951	1,159,100	988,833	158,811
Number of states reporting complete data	16	32	26	16
Percent of juvenile population represented by complete data (64,260,000 is total juvenile population)	38%	73%	63%	42%
Percent of variance explained (R^2)		68%	97%	
Estimated national totals		1,300,000	1,300,000	
General jurisdiction courts:				
Reported cases	79,677	634,897	582,586	87,842
Number of states reporting complete data (30 states handle juvenile cases in general jurisdiction courts)	12	20	18	12
Percent of juvenile population represented by complete data (39,072,000 is the juvenile population in the 30 states)	44%	76%	73%	44%
Limited jurisdiction courts:				
Reported cases	52,274	524,203	406,247	70,969
Number of states reporting complete data (30 states handle juvenile cases in limited jurisdiction courts)	7	16	12	7
Percent of juvenile population represented by complete data (36,609,000 is the juvenile population in the 30 states)	31%	61%	47%	38%
Total				
All trial courts:				
Reported cases	5,696,471	70,107,642	56,553,496	6,370,749
Number of states reporting complete data	2	17	10	2
Percent of population represented by complete data	<1%	42%	29%	<1%
Estimated national totals		83,300,000	78,500,000	
General jurisdiction courts:				
Reported cases	3,401,519	11,406,646	10,497,017	3,627,210
Number of states reporting complete data	21	40	31	21
Percent of population represented by complete data	31%	77%	63%	31%
Limited jurisdiction courts:				
Reported cases	2,294,952	58,421,996	46,056,479	2,743,539
Number of states reporting complete data (46 states have limited jurisdiction courts)	1	13	8	1
Percent of population represented by complete data (203,184,000 is the population in the 46 states)	<1%	37%	25%	<1%

(continued on next page)

Table 13: Reported national caseflow (civil, criminal, traffic, juvenile, and total) in general jurisdiction, limited jurisdiction, and all trial courts, 1977 (continued).

Note: The only data included in this table are those from the 50 states and the District of Columbia. Data from Puerto Rico and Guam are not included in this table. To ascertain the states that reported data in any category, refer to Table 14 for general jurisdiction courts and Table 15 for limited jurisdiction courts.

Reported cases:
The reported cases totals for all trial courts, general jurisdiction courts, and for limited jurisdiction courts include all data reported by any court in each state, whether or not the data were complete.

Number of states reporting complete data:
The number of states whose total for the particular category was complete, that is, did not have footnotes "1" or "p" attached.

Percent of population represented by complete data:
State population figures used are the revised 1977 Bureau of the Census estimates and total 219,758,000 for the 50 states and the District of Columbia.

Estimated national totals:
Estimated national totals are the cummulative totals of all reported state total data that were complete plus the estimated data for each state for whom complete figures were not available. The procedure used to estimate incomplete and missing data is discussed in Appendix A of this volume.

Percent of variance explained:
The R^2 statistic gives the percent of the variation in the reported caseflow that is explained by the variation of the independent variable used in predictive equation. Each of the predictive equations had an associated R^2 that was statistically significant, in that, the p value for each of the R^2 was less than .01. A significance level of $p<.01$ indicates that a result of this magnitude will occur by chance less than one time in one hundred, i.e., that, were there no relationship between the independent and dependent variables we would find this large an R^2 value less than one out of every hundred times, due only to chance.

Table 14: Reported general jurisdiction caseflow, 1977.
Civil, criminal, traffic, juvenile, and total cases, with state population and number of judges

State and court title	Beginning pending					Filed					Disposed					End pending					State population in thousands	Number of judges
	Civil	Criminal	Traffic	Juvenile	Total	Civil	Criminal	Traffic	Juvenile	Total	Civil	Criminal	Traffic	Juvenile	Total	Civil	Criminal	Traffic	Juvenile	Total		
Alabama--Circuit Court[1,8]	49,016	10,568	NH	0	59,584	54,619	24,143	NH	10,764	99,526	64,269	23,443	NH	9,371	97,083	49,366	11,268	NH	1,393	62,027	3,785	112
Alaska--Superior Court[1,6]	11,419	433[1]	NH		11,852[1]	11,375	1,082	NH	1,483	13,940	10,672	1,002	NH	1,111	12,785	12,116	399[1]	NH		12,515[1]	396	20
Arizona--Superior Court[1,8]	62,611[1]	5,857	NH	871[1]	69,339[1]	68,635	13,231	NH	12,404[1]	94,270[1]	63,995[1]	13,243	NH	9,655[1]	86,853[1]	66,669[1]	5,845	NH	2,480[1]	74,994[1]	2,427	73
Arkansas--STATE TOTAL	53,727[1]	8,919	NH	NH	62,646[1]	63,586	13,774	NH	NH	35,848	54,447[1]	13,737	NH	NH	68,184[1]	56,647[1]	8,956	NH	NH	65,603[1]	2,207	56
Circuit Court[1,6]	16,069	8,919	NH	NH	24,988	22,074	13,774	NH	NH	41,512	20,460	13,737	NH	NH	34,197	17,683	8,956	NH	NH	26,639	--	29
Chancery and Probate Court[1]	37,658[1]	NH	NH	NH	37,658[1]	41,512	NH	NH	NH	41,512	33,987[1]	NH	NH	NH	33,987[1]	38,964[1]	NH	NH	NH	38,964[1]	--	27
California--Superior Court[1,8]			NH			548,033	57,161	NH	107,786	713,880	436,716	51,378	NH	99,951	588,045			NH			22,350	542
Colorado--STATE TOTAL	X	10,031	NH	X	87,512[1]	92,238[1]	15,690	NH	16,078	124,006[1]	X	13,880	NH	X	119,382[1]	X	12,415	NH	X	92,136[1]	2,696	99
District Court, Denver Superior Court, Denver Juvenile Court, and Denver Probate Court[1,8]	X	10,031[1]	NH	X	83,748[1]	90,198[1]	15,690	NH	16,078	121,966[1]	X	13,880	NH	X	116,668[1]	X	12,415	NH	X	89,046[1]	--	99
Water Court[8,1]	3,764	NH	NH	NH	3,764	2,040	NH	NH	NH	2,040	2,714	NH	NH	NH	2,714	3,090	NH	NH	NH	3,090	--	7 dist. Judges serve
Connecticut--Superior Court[1,8]	32,252	3,893	NH	NH	36,145	26,891	4,522	NH	NH	31,413	25,040	4,539	NH	NH	29,579	34,103	3,876	NH	NH	37,979	3,089	45
Delaware--STATE TOTAL	10,782	1,357	NH	NH	12,139	6,428	4,097	NH	NH	10,525	6,289	3,860	NH	NH	10,149	10,921	1,594	NH	NH	12,515	595	14
Superior Court[1,8]	3,210	1,357	NH	NH	4,567	3,824	4,097	NH	NH	7,921	3,611	3,860	NH	NH	7,471	3,423	1,594	NH	NH	5,017	--	11
Court of Chancery[1]	7,572	NH	NH	NH	7,572	2,604	NH	NH	NH	2,604	2,678	NH	NH	NH	2,678	7,498	NH	NH	NH	7,498	--	3
*District of Columbia--Superior Court[2,8,9]	16,032[1]	5,204	6,867	1,104	29,207[1]	161,944	29,040	120,526	6,289	317,799	158,830[1]	29,429	120,808	6,466	315,533[1]	16,664[1]	4,815	6,585	926	28,990[1]	682	44
Florida--Circuit Court[1,9]			NH			250,080	92,526	NH	76,271	418,877	246,394	80,621	NH	65,313	392,328			NH			8,889	209
Georgia--Superior Court[1,10]	90,773[1]	21,828[1]	3,082[1]	NH	115,683[1]	104,344	45,989	11,138	NH	161,471	90,681[1]	42,214[1]	11,075[1]	NH	143,970[1]	104,436[1]	25,603[1]	3,145[1]	NH	133,184[1]	5,212	90
Guam--Superior Court[1,7]	5,147	696	2,878	256	8,977[1]	4,771	725	15,877	490	21,863	3,055	1,060	15,452	365	19,932	6,913	361	3,303	381	10,958	95	5
Hawaii--STATE TOTAL	21,368	2,105	113	3,276	26,862	20,850	1,992	108	8,075	31,025[1]	18,091	1,530	126	7,937	27,684[1]	24,127	2,567	95	3,414	30,203[1]	916	23
Circuit Court[1,8]	21,251	2,105	113	3,276	26,745	20,763	1,992	108	8,075	30,938	17,995	1,530	126	7,937	27,588	24,019	2,567	95	3,414	30,095	--	23
Land Court[1]	87	NH	NH	NH	87	44	NH	NH	NH	44	48	NH	NH	NH	48	83	NH	NH	NH	83	--	2 circt. Judges serve
Tax Appeal Court[1]	30	NH	NH	NH	30	43	NH	NH	NH	43	48	NH	NH	NH	48	25	NH	NH	NH	25	--	2 circt. Judges serve
*Idaho--STATE TOTAL	23,324	6,415	5,017	2,253	37,009	45,537	29,444	193,277	7,733	275,991	43,822	28,849	192,673	7,637	272,981	25,039	7,010	5,621	2,349	40,019	883	94
District Court[1,8]	8,296	1,055	4	2	9,357	8,240	3,324	17	3	11,584	9,045	3,179	19	2	12,245	7,491	1,200	2	3	8,696[1]	--	27
Magistrates Division[1,9]	15,028	5,360	5,013	2,251	27,652	37,297	26,120	193,260	7,730	264,407	34,777	25,670	192,654	7,635	260,736	17,548	5,810	5,619	2,346	31,323	--	67
*Illinois--Circuit Court[1,7]	397,256[1]	54,310[1]		12,808	464,374[1]	635,666	519,334	2,345,770	25,686	3,524,456	590,682	476,787	2,273,266	28,287	3,369,022	438,243[1]	53,478[1]		13,116	504,837[1]	11,406	643
Indiana--STATE TOTAL	209,249	30,129	5,362	9,229	249,969	189,607	50,139	94,760	15,776	350,282	186,340	50,785	92,314	14,908	344,347	208,516	29,483	7,352	10,097	255,448	5,405	173
Superior Court and Circuit Court[1,7]	205,249	29,268	5,362	9,229	249,108	189,607	48,189	94,760	15,776	348,332	186,340	48,717	92,314	14,908	342,279	208,516	28,740	7,352	10,097	254,705	--	169
Criminal Court of Marion County[1,7]	NH	861	NH	NH	861	NH	1,950	NH	NH	1,950	NH	2,068	NH	NH	2,068	NH	743	NH	NH	743	--	5
Iowa--District Court[1,6]	47,866[1]	58,609	16,796		123,271[1]	129,770	190,363	271,039	6,059	597,231	121,295[1]	194,790	266,429	6,795	589,309[1]	53,249[1]	54,182	21,406		128,857[1]	2,914	92 district and 16 district assoc. judges, 14 regular full-time, 9 substitute full-time, and 191 part-time magistrates.
Kansas--District Court[1,7]	19,583	2,589	83	NH	22,255	58,005	19,835	107,870	NH	185,710	50,502	14,412	101,655	NH	166,569	27,086	8,012	6,298	NH	41,396	2,318	70 district, 64 assoc. dist. and 76 dist. magistrate judges.
Kentucky--Circuit Court[1,6]			NH	NH		65,998	13,673	NH	NH	79,671			NH	NH				NH	NH		3,575	87
Louisiana--District Court			NH	NH		133,369	236,010	NH	NH	369,379			NH					NH			4,016	146
Maine--Superior Court[1,7]	7,403	1,851	397	NH	9,651[1]	7,568	6,138	1,881	NH	15,587	5,254	4,851	1,429	NH	11,534	9,720	3,138	849	NH	13,707	1,109	14
Maryland--Circuit Court[1,6]	121,714	12,216[1]	NH	4,793[1]	138,727[1]	66,026	43,616	NH	23,702	133,344	59,689	41,274	NH	24,442	125,405	128,051	14,580[1]	NH	4,045[1]	146,676[1]	4,195	85
Massachusetts--Superior Court[1,6]	91,319	46,414	NH	NH	137,733	31,395	35,254	NH	NH	66,649	34,966	40,850	NH	NH	75,816	85,588	43,355	NH	NH	128,943	5,744	46
Michigan--STATE TOTAL	115,837	19,204[1]	3,169[1]	NH	138,210[1,5]	131,148	124,796	865,267	NH	1,121,211[5]	129,059	48,722[1]	9,668[1]	NH	187,449[1,5]	117,926	15,323[1]	4,426[1]	NH	137,675[1,5]	9,157	170
Circuit Court[1,9]	115,050	12,668	NH	NH	127,718	130,433	26,172	NH	NH	156,605	128,394	26,116	NH	NH	154,710	117,089	12,524	NH	NH	129,613	--	147
Court of Claims[8,1]	787	NH	NH	NH	787	715	NH	NH	NH	715	665	NH	NH	NH	665	837	NH	NH	NH	837	--	1 circt. Judge serves
Recorder's Court[9]	NH	6,536[1]	3,169[1]	NH	9,705[1r]	NH	98,624	865,267	NH	963,891[5]	NH	22,406[1]	9,668[1]	NH	32,074[1r]	NH	2,799[1]	4,426[1]	NH	7,225[1r]	--	23
Minnesota--District Court[5,12]	8,666	2,043	NH		10,709[1]	18,843	10,012	NH		28,855[1]	18,814	9,821	NH		28,635[1]	8,700	2,240	NH		10,940[1]	3,980	72
Mississippi--STATE TOTAL			NH			52,521	7,442	NH		59,963[1]			NH					NH			2,460	66
Circuit Court[1,6]			NH	NH		12,596	7,442	NH	NH	20,038			NH	NH				NH	NH		--	30
Chancery Court[1]		NH	NH			39,925	NH	NH		39,925[1]		NH	NH				NH				--	36
*Missouri--Circuit Court and Court of Common Pleas[1,6]	59,935	9,918	NH	9,031	78,884	72,132	18,130	NH	16,734	106,996	71,571	18,047	NH	16,364	105,982	60,496	10,001	NH	9,401	79,898	4,845	111
Montana--District Court[1,7]			NH					NH					NH					NH			771	29
Nebraska--District Court[1,8]	6,202	1,287	NH	NH	7,489	18,540	6,561	NH	NH	25,201	16,369	5,492	NH	NH	21,861	8,473	2,356	NH	NH	10,829	1,554	45
Nevada--District Court[1,9]			NH			8,062[1]	1,448[1]	NH	535[1]	10,045[1]			NH					NH			678	25
New Hampshire--Superior Court[5,12]	19,673	5,129	NH	NH	24,802	17,745	6,992	NH	NH	24,737	17,778	6,636	NH	NH	24,414	19,640	5,485	NH	NH	25,125	872	15
New Jersey--Superior Court and County Court[2,6]	56,317	29,625	NH	NH	86,442	68,371	29,038	NH	NH	97,409	62,325	28,210	NH	NH	90,535	62,863	30,453	NH	NH	93,316	7,342	206
New Mexico--District Court[1,9]	18,936	2,329	NH		21,265[1]	39,217	4,656	NH		43,873[1]	33,259	4,178	NH		37,437[1]	24,894	2,807	NH		27,701[1]	1,225	39
New York--Supreme Court and County Court[1,3]	67,524[1]	9,720[1]	NH	NH	77,244[1]	116,031[1]	31,395	NH	NH	147,426[1]	113,792[1]	35,255	NH	NH	149,047[1]	69,266[1]	8,901[1]	NH	NH	78,175[1]	17,852	357
North Carolina--Superior Court[1,12]	78,619[1]	18,431	NH	NH	97,050	69,299[1]	51,264	NH	NH	120,563	65,957[1]	49,987	NH	NH	115,544	81,411[1]	18,448	NH	NH	99,859	5,668	57
North Dakota--District Court[1,6]	3,752[1]	X	X	X	4,173	9,006	1,083	2	974	11,065	7,899	1,096	4	888	9,847	4,779[1]	X	X	X	5,391	649	19
Ohio--Court of Common Pleas[1,8]	150,978[1]	6,880	NH	17,632	175,490[1]	249,589	30,835	NH	202,796	483,220	245,262	31,135	4	200,893	477,290	153,684[1]	6,580	NH	19,535	179,799[1]	10,771	313
Oklahoma--District Court[1,6]	149,008	34,562[1]	41,046	5,355	229,971[1]	172,406	59,289	186,171	8,906	426,772	143,420	53,244	179,814	8,038	384,516	177,994	40,501[1]	47,403	6,223	272,121[1]	2,866	64 dist., 77 assoc., and 48 special judges.
Oregon--STATE TOTAL	42,359[1]	4,719	NH		47,078[1]	53,264	14,174	NH	14,430	81,868	49,613[1]	14,119	NH		63,732[1]	42,609[1]	4,774	NH		47,383[1]	2,439	72
Circuit Court[1,11]	42,170[1]	4,719	NH		46,889[1]	53,116	14,174	NH	14,430	81,720	49,401[1]	14,119	NH		63,520[1]	42,484[1]	4,774	NH		47,258[1]	--	71
Tax Court[1]	189	NH	NH	NH	189	148	NH	NH	NH	148	212	NH	NH	NH	212	125	NH	NH	NH	125	--	1
Pennsylvania--Court of Common Pleas[1,8]	63,293	25,064	NH	4,859	93,216	180,206	73,058	NH	13,614	286,878	179,433	67,877	NH	34,201	281,511	64,066	26,279	NH	6,272	96,617	11,882	285
Puerto Rico--Superior Court[1,10]	43,823	20,934	NH	1,449	66,206	85,719	23,508	NH	5,647	114,874	86,375	25,002	NH	5,607	116,984	43,167	19,440	NH	1,489	64,096	3,321	89
Rhode Island--Superior Court[1,6]			NH	NH		6,241	3,153	NH	NH	9,494			NH	NH				NH	NH		955	17
South Carolina--Circuit Court[1,6]	15,813	8,618[1]	NH	NH	24,431	29,259	30,829[1]	NH	NH	60,088	28,905	29,670	NH	NH	58,575	16,167	9,772[1]	NH	NH	25,944	2,989	25
South Dakota--Circuit Court[1,6]									3,519[1]	3,519[1]	15,412[1]	92,037[1]		4,487[1]	111,936[1]						689	36
Tennessee--STATE TOTAL	35,650[1]	X	X	NH	45,291[1]	86,347	30,062	1,811	NH	118,220	79,203[1]	19,211[1]	1,202[1]	NH	109,325	36,042[1]	X	X	NH	45,668[1]	4,402	115
Circuit Court and Criminal Court[1,6]	17,670[1]	X	X	NH	27,311[1]	49,462	30,062	1,811	NH	81,335	42,275[1]	19,211[1]	1,202[1]	NH	73,367	18,328[1]	X	X	NH	27,954[1]	--	83
Law and Equity Court[1,1]	2,514[1]	NH	NH	NH	2,514[1]	4,466	NH	NH	NH	4,466	4,241	NH	NH	NH	4,271	2,721[1]	NH	NH	NH	2,721[1]	--	5
Chancery Court[1,1]	15,466[1]	NH	NH	NH	15,466[1]	32,419	NH	NH	NH	32,419	31,687	NH	NH	NH	31,687	14,993[1]	NH	NH	NH	14,993[1]	--	27 chancellors
Texas--District Court[1,9] Criminal District Court,[9] Domestic Relations Court[1] and Juvenile Court[1]	292,833[1]	69,751[1]	NH	4,952[1]	367,536[1]	285,335[1]	81,838[1]	NH	11,141[1]	378,314[1]	262,612[1]	83,110[1]	NH	10,808[1]	356,530[1]	315,556[1]	68,479[1]	NH	5,285	389,320	13,192	285
Utah--District Court[1,7]	18,342	894	NH	NH	19,236	27,010	3,352	NH	NH	30,362	22,843	2,999	NH	NH	25,842	22,212	1,250	NH	NH	23,462	1,516	24
Vermont Superior Court[1,6]	7,087	18	NH	NH	7,105	6,601	71	NH	NH	6,672	6,632	56	NH	NH	6,688	7,056	33	NH	NH	7,089	492	7
Virginia--Circuit Court[1,8]	86,296	13,145	NH	NH	99,441	67,685	49,666	NH	NH	117,351	63,743	47,943	NH	NH	111,686	90,238	14,868	NH	NH	105,106	5,206	107
Washington--Superior Court[1,8]			NH			99,000	14,141	NH	14,824	127,965	85,141[1]	14,664	NH		99,805[1]			NH			3,772	110
West Virginia--Circuit Court[5,12]	34,435	10,351	NH	3,510	48,296	34,837	9,875	NH	7,318	52,030	32,921	8,512	NH	7,522	48,955	36,351	11,714	NH	3,306	51,371	1,906	57
Wisconsin--Circuit Court and County Court[1,6]											257,510	136,577	321,610	17,512	733,209						4,613	180
Wyoming--District Court[1,1,6]	3,515[1]	687[1]	NH		4,202[1]	9,044	1,284	NH	829	11,157	8,756[1]	1,352[1]	NH		10,108[1]	3,803[1]	609[1]	NH		4,412[1]	412	13

Note: All available data are entered in the table. Blank spaces indicate that the data are not available.

NH = This case type is not handled in this court.
X = The data for this case type are known to be included in the total, but were not available by category.

*These states have a single-tier trial court. The trial courts in these states listed here have no limited jurisdiction courts under them, so included in their caseload are cases that would be heard by limited jurisdiction courts elsewhere.

Preceding page blank

[1]Data are not complete:
Alaska--Criminal pending data were available for felony cases only. No juvenile pending data were available.
Arizona--Civil pending data do not include adoption or mental health cases from Maricopa County. Disposition data for mental health cases from Maricopa County were not available, either. Juvenile data do not include juvenile dependency or juvenile traffic cases from Maricopa County or juvenile traffic cases from Pima County.
Arkansas--Chancery and Probate Court--Pending and disposed data do not include adoption, guardianship/conservatorship/trusteeship, other estate, or mental health cases.

(continued on next page)

Table 14: Reported general jurisdiction caseflow, 1977 (continued).

Colorado--Denver Probate Court--All data given for this court are incomplete, representing only a nine-month reporting period, due to a data processing failure.
District of Columbia--Pending and disposed data do not include estate cases.
Georgia--Pending and disposed data do not include cases filed before July 1, 1970.
Illinois--No pending data were available for probate/wills/intestate, criminal conservation violations, or traffic cases. As a result, the corresponding categories given in the table are incomplete.
Iowa--No pending data were available for domestic relations, estate, or juvenile cases. No disposition data were available for guardianship/conservatorship/trusteeship cases. Filings are complete.
Maryland--Criminal pending data do not include sentence review only cases.
Michigan--Recorder's Court of Detroit--Pending figures do not include criminal misdemeanors or ordinance violations, or traffic accident or moving cases. Dispositions were not available for criminal ordinance violations or traffic accident or moving cases. Filings are complete.
Minnesota--No juvenile data were available for this court.
Mississippi--Chancery Court--No juvenile data were available for this court.
Nevada--Data were only available for one court--the Second District (Washoe County). Approximately twenty-five percent of the total state population lives in this county.
New Mexico--There were no data available for juvenile cases handled by this court.
New York--No civil data were available for the court in Seneca County. No pending data were available for criminal "indictments--outside New York City."
North Dakota-- Civil pending data do not include termination of parental rights cases. They are included in the grand total pending data, as well as the civil and grand total filed and disposed figures.
Ohio--No pending data were available for civil adoption, birth records, estate minor's settlement, mental health, or name change cases. Filings and dispositions are complete.
Oklahoma--No pending data were available for criminal postconviction remedy cases.
Oregon--Circuit Court--No pending or disposition data were available for marriage dissolution, mental health, or juvenile cases.
South Dakota--No data were available for cases heard by the lawyer magistrates or lay magistrate/clerks who serve this court.
Tennessee--All courts--Pending data were not available and disposition were not available by case category for courts in the ten counties serving as pilot sites for the new computerized statistical reporting system. Filings and the grand total disposed figure are complete.
Texas--Data presented in this table are based on a less than complete number of monthly statistical reports that were received. The reporting rate for these courts was ninety-eight percent.
Washington--No disposition data were available for mental health or juvenile cases.
Wyoming--Pending and disposed data do not include cases filed before 1974. No pending or disposition data were available for juvenile cases.

[j]Explanation of data included in the category:
Maryland--Pending figures for criminal cases of adult offenses against juveniles are included with the juvenile pending data, not the criminal pending data. Filings and dispositions of these cases are correctly categorized with the criminal cases.
North Carolina-- Civil data on the chart include estate and special proceeding cases that are disposed by the clerks of this court.

Table 15: Reported limited jurisdiction caseflow, 1977.
Civil, criminal, traffic, juvenile, and total cases, with state population and number of judges

State and court title	Beginning pending					Filed				
	Civil	Criminal	Traffic	Juvenile	Total	Civil	Criminal	Traffic	Juvenile	Total
Alabama--STATE TOTAL	0[p]	0[p]	0[p]	0[p]	0[p]	100,822[p]	92,528[p]	179,604[p]	13,423[p]	386,377[p]
District Court[1,9]	0	0	0	0	0	100,822	92,528	179,604	13,423	386,377
Probate Court		NH	NH				NH	NH		
Municipal Court	NH			NH		NH			NH	
Alaska--STATE TOTAL	7,984[p]			NH	14,603[i,p]	10,263	18,625	86,636	NH	115,524
District Court[1,7]	7,984	X	X	NH	14,603[i]	10,118	17,054	85,861	NH	113,033
Magistrates Court[1,7]				NH		145	1,571	775	NH	2,491
Arizona--STATE TOTAL				NH		34,422[i]	34,695[i,p]	153,730[i,p]	NH	222,847[i,p]
Justices of the Peace[i,1,9]				NH		34,422[i]	34,695[i]	153,730[i]	NH	222,847[i]
City Magistrates	NH			NH		NH			NH	
Arkansas--STATE TOTAL						20,681[i]	124,582[i]	382,912[i]	9,884	538,059[i]
Court of Common Pleas[i,1]		NH	NH	NH		250[i]	NH	NH	NH	250[i]
County Court[1]		NH	NH			1,674	NH	NH	9,884	11,558
Municipal Court[i,1,7]				NH		18,563[i]	113,761[i]	363,180[i]	NH	495,504[i]
City Court, Police Court, and Justice of the Peace Court[i,1,7]				NH		194[i]	10,821[i]	19,732[i]	NH	30,747[i]
California--STATE TOTAL				NH		771,388	750,203	14,274,203[s]	NH	15,795,794[s]
Justice Court[1,9]				NH		49,828	71,973	703,777	NH	825,578
Municipal Court[1,9]				NH		721,560	678,230	13,570,426[s]	NH	14,970,216[s]
Colorado--STATE TOTAL	10,180	11,743[p]	37,422[p]	NH	59,345[p]	57,921	42,368[i,p]	148,571[p]	NH	248,860[i,p]
County Court[i,1,9]	10,180	11,743	37,422	NH	59,345	57,921	42,368[i]	148,571	NH	248,860[i]
Municipal Court	NH			NH		NH			NH	
Connecticut--STATE TOTAL	35,373[i,p]	20,964	19,005	5,623	80,965[i,p]	190,598	86,878	262,872	13,329	553,677
Court of Common Pleas[1,9]	35,335[i]	20,964	19,005	NH	75,304[i]	140,214	86,878	262,872	NH	489,964
Probate Court[1]		NH	NH	NH		50,233	NH	NH	NH	50,233
Juvenile Court	38	NH	NH	5,623	5,661	151	NH	NH	13,329	13,480
Delaware--STATE TOTAL	12,094[p]	1,397[p]	781[p]	2,380	19,809[p]	18,892[p]	39,061[p]	83,804[p]		166,270[p]
Court of Common Pleas[1,10]	2,166	944	NH	NH	3,110	3,412	6,325	NH	NH	9,737
Family Court[1]	X	X	266	2,380	5,325	X	X			24,513
Municipal Court of Wilmington[10]	NH	453	515	NH	968	NH	9,540	11,055	NH	20,595
Alderman's Court[1,10]				NH					NH	
Justice of the Peace Court[1,10]	9,928	X	X	NH	10,406	15,480	23,196	72,749	NH	111,425
Florida--County Court[b,1,9]				NH		222,815	256,308	1,936,458	NH	2,415,581
Georgia--STATE TOTAL	38,114[i,p]				95,619[i,p]	114,939[i,p]	66,816[i,p]	274,845[i,p]	22,660[i]	479,260[i,p]
State Court[1] and County Court[1,9]	38,114[i]	X	X	NH	80,347[i]	114,939[i]	63,353[i]	155,713[i]	NH	334,005[i]
Probate Court[9]		X	X	NH	8,489[i]		3,470	116,152	NH	119,622[i]
Juvenile Court[1]	NH	NH	X	X	6,278[i]	NH	NH	2,982[i]	22,660[i]	25,642[i]
Municipal Court	NH			NH		NH			NH	
Civil Court			NH	NH				NH	NH	
Small Claims Court		NH	NH	NH			NH	NH	NH	
Magistrate's Court				NH					NH	
Justice of the Peace Court			NH	NH				NH	NH	
Recorders's Court, Mayor's Court, Municipal Court, City Council Court, Police Court, and Criminal Court	NH			NH		NH			NH	
Hawaii--District Court[1,10]	6,173	4,080	46,256	NH	56,509[s]	11,014	36,585	618,886	NH	666,485[s]
Indiana--STATE TOTAL	31,913[p]	21,569[p]	43,342[p]	2,567	99,391[p]	87,539[p]	90,985[p]	216,703[p]	6,483	401,710[p]
County Court[1,7]	17,105	6,817	15,686	NH	39,608	67,057	32,536	136,787	NH	236,380
Juvenile Court of Marion County[7]	NH	23	NH	1,677	1,700	NH	26	NH	5,660	5,686
Probate Court[1]	10,444	NH	NH	890	11,334	5,180	NH	NH	823	6,003
Municipal Court of Marion County[1,7]	4,364	14,729	27,656	NH	46,749	15,302	58,423	79,916	NH	153,641
City Court				NH					NH	
Town Court	NH			NH		NH			NH	
Justice of the Peace Court				NH					NH	
Small Claims Court of Marion County		NH	NH	NH			NH	NH	NH	
Kansas--STATE TOTAL	25,902[i]				37,900[i,p]	33,239[i]				179,778[i,p]
City Court, Magistrate Court, and Common Pleas Court[1,7]	5,457	X	X	NH	9,734	[illegible]1,279	X	X	NH	82,539
County Court[1,7]	2,803	X	X	NH	10,524	2,908	X	X	NH	88,187
Probate Court and Juvenile Court[1]	17,642[i]	NH	NH		17,642[i]	9,052[i]	NH	NH		9,052[i]
Municipal Court	NH		NH	NH		NH		NH	NH	
Kentucky--County Court, Quarterly Court, Police Court, and Justice Court[k,1,9]						64,929	218,742	418,962	26,930	729,563
Louisiana--STATE TOTAL						62,351[i,p]	110,621[i,p]	382,865[i]	40,193[i]	596,030[i,p]
Family Court and Juvenile Court	NH	NH	NH			NH	NH	NH	26,217	26,217
City Court[1] and Parish Court[1], and Municipal and Traffic Court of New Orleans[1,7]						62,351[i]	110,621[i]	382,865[i]	13,976[i]	569,813[i]
Justice of the Peace Court		NH	NH	NH			NH	NH	NH	
Mayor's Court	NH		NH	NH		NH		NH	NH	
Maine--STATE TOTAL						39,560[i,p]			5,083[i]	186,823[i,p]
District Court[1,7]						39,560[i]	X	X	5,083[i]	186,823[i]
Probate Court		NH	NH	NH			NH	NH	NH	
Administrative Court		NH	NH	NH			NH	NH	NH	
Maryland--STATE TOTAL				3,067	3,067[i,p]	371,336[p]	111,688	672,516	2,899[p]	1,158,439[p]
District Court[1,9]		(j)		3,067[j]	3,067[i]	371,336	111,688	672,516	2,899	1,158,439
Orphans' Court		NH	NH	NH			NH	NH	NH	

Preceding page blank

Disposed					End pending					Population	Number
Civil	Criminal	Traffic	Juvenile	Total	Civil	Criminal	Traffic	Juvenile	Total	in thousands	of judges
69,042[p]	72,020[p]	147,001[p]	10,683[p]	298,746[p]	31,700[p]	20,508[p]	32,605[p]	2,740[p]	87,631[p]	3,690	496
69,042	72,020	147,001	10,683	298,746	31,780	20,508	32,603	2,740	87,631	--	89
	NH	NH				NH	NH			--	67
NH			NH		NH			NH		--	220 recorders, 120 mayors
8,637	2,693[1]	78,505[1]	NH	110,601	9,645[p]			NH	14,834[1p]	408	92
8,481	X	X	NH	108,257	9,645	X	X	NH	14,834[1]	--	17
156	1,392	796	NH	2,344				NH		--	53 part-time and 22 acting magistrates
36,683[1]			NH	227,264[1p]				NH		2,304	174
36,683[1]	X	X	NH	227,264[1]				NH		--	84
NH			NH		NH			NH		--	90
										2,143	317
	NH	NH	NH			NH	NH	NH		--	county judges serve
	NH	NH				NH	NH			--	75 judges; 51 juvenile referees
			NH					NH		--	104
			NH					NH		--	92 mayors, 1 judge, 5 justices of the peace
581,698	690,242	12,631,824[2]	NH	13,903,764[2]				NH		21,900	558
37,798	64,921	632,754	NH	735,473				NH		--	111
543,900	625,321	11,999,070[2]	NH	13,168,291[2]				NH		--	447
55,120	41,627[p]	142,231[p]	NH	238,978[1p]	12,981	12,484[p]	43,762[p]	NH	69,227[p]	2,644	284
55,120	41,627[1]	142,231	NH	238,978[1]	12,981	12,484	43,762	NH	69,227	--	110
NH			NH		NH			NH		--	174
45,019[1p]	91,044	269,236	14,508	415,807[1p]	35,717[1p]	16,798	16,551	4,[illegible]1	73,510[1p]	3,107	196
44,874[1]	91,044	269,236	NH	401,154[1]	35,673[1]	16,798	16,551	NH	69,022[1]	--	61
	NH	NH	NH			NH	NH	NH		--	129
145	NH	NH	14,508	14,653	44	NH	NH	4,444	4,488	--	6
18,858[p]	16,942[p]	24,126[p]		155,866[p]	12,451[p]	1,548[p]	418[p]		14,900[p]	582	92
3,899	6,279	NH	NH	10,178	1,679	990	NH	NH	2,669	--	5
										--	11
NH	9,435	11,152	NH	20,587	NH	558	418	NH	976	--	3
323	1,228	12,974	NH	14,525				NH		--	20 aldermen
14,636	X	X	NH	110,576	10,772	X	X	NH	11,255	--	53 justices of the peace
213,371	213,989	1,787,583	NH	2,214,943				NH		8,481	190
107,378[p]	59,347[p]	268,530[1p]	24,96[illegible][1]	460,215[1p]	45,675[p]				114,158[1p]	5,027	≈1,959[p]
107,378[1]	59,853[1]	151,195[1]	NH	314,426[1]	45,675[1]	X	X	NH	99,926[1]	--	75
	3,501	114,549	NH	118,050[1]		X	X	NH	10,061[1]	--	159
NH	NH	2,789[1]	24,960[1]	27,749[1]	NH	NH	X	X	4,171[1]	--	36
NH			NH		NH			NH		--	4
		NH	NH				NH	NH		--	2
	NH	NH	NH			NH	NH	NH		--	71
			NH					NH		--	4
		NH	NH				NH	NH		--	≈1,600
NH			NH		NH			NH		--	(not available)
10,330	35,645	611,108	NH	657,083[2]	6,857	5,020	54,034	NH	65,911[2]	893	17
76,646[p]	67,385[p]	205,058[p]	6,131	355,344[p]	42,803[p]	45,169[p]	54,987[p]	2,919	145,878[p]	5,352	191
56,468	29,100	129,810	NH	215,378	27,694	10,253	22,663	NH	60,610	--	59
NH	41	NH	5,343	5,384	NH	8	NH	1,994	2,002	--	1
4,969	NH	NH	788	5,757	10,655	NH	NH	925	11,580	--	2
15,209	38,244	75,248	NH	128,825[1]	4,454	34,908	32,324	NH	71,686	--	11 full-time and 4 part-time
			NH					NH		--	81
NH			NH		NH			NH		--	25
			NH					NH		--	2
	NH	NH	NH			NH	NH	NH		--	8
43,617[1]			22,070	219,068[1p]	25,285[1]				30,441[1p]	2,331	≈ 482
22,363	X	X	NH	85,727	4,373	X	X	NH	6,536	--	17
4,559	X	X	NH	94,566	1,152	X	X	NH	4,145	--	probate judges serve
16,695[1]	NH	NH	22,070	38,765[1]	19,760[1]	NH	NH		19,760[1]	--	109
NH		NH	NH		NH		NH	NH		--	≈ 346
										3,468	619
										3,935	553[p]
NH	NH	NH			NH	NH	NH			--	9
										--	67
	NH	NH	NH			NH	NH	NH		--	461
NH		NH	NH		NH		NH	NH		--	(not available)
										1,084	38
										--	20
	NH	NH	NH			NH	NH	NH		--	16
	NH	NH	NH			NH	NH	NH		--	1 judge, 1 associate judge
	10[1]		3,329	3,339[1p]				2,642	2,642[1p]	4,138	146
	10[1]		3,329[1]	3,339[1]		(J)		2,642[1]	2,642[1]	--	80
	NH	NH	NH			NH	NH	NH		--	66

(Footnotes at end of table; continued on next page.)

Table 15: Reported limited jurisdiction caseflow, 1977 (continued).

State and court title	Beginning pending					Filed				
	Civil	Criminal	Traffic	Juvenile	Total	Civil	Criminal	Traffic	Juvenile	Total
Massachusetts--STATE TOTAL	15,814[1,p]				15,814[1,p]	380,072	248,264[1]	3,098,306[p,5]	48,620	3,775,262[1,5]
District Court[1,7]	4,758[1]				4,758[1]	249,624	217,564	3,098,306[5]	37,000	3,602,494[5]
Boston Municipal Court[1,7]				NH		26,313	25,924		NH	52,237[1]
Housing Court[1,7]			NH	NH		7,239	4,742	NH	NH	11,981
Land Court[1]	11,056	NH	NH	NH	11,056	8,022	NH	NH	NH	8,022
Probate Court[7]		NH	NH	NH		88,874	NH	NH	NH	88,874
Juvenile Court[7]	NH		NH			NH	34[1]	NH	11,620	11,654[1]
Michigan--STATE TOTAL	76,459[1,p]	99,687[1]	333,453[1]		509,599[1,p]	371,288[1,p]	280,403[1]	1,556,207[1]	30,045	2,237,943[1]
Common Pleas Court of Detroit[1]	18,284[1]	NH	NH	NH	18,284[1]	178,441[1]	:H	NH	NH	178,441[1]
District Court[1,9]	55,401	70,458	204,903	NH	330,762	179,171	238,966	1,365,517	NH	1,783,654
Municipal Court[1,1,9]	2,754[1]	25,229[1]	128,530[1]	NH	156,513[1]	13,676[1]	41,437[1]	190,690[1]	NH	245,803[1]
Probate Court[1]		NH	NH				NH	NH	30,045	30,045[1]
Minnesota--STATE TOTAL	3,841[p]	16,834[1]	6,331[p]		153,117[p]	43,394[p]	69,295[1]	72,133[p]		780,058[p]
Conciliation Court[3]	2,834	NH	NH	NH	2,834	38,050	NH	NH	NH	38,050
County Court[3,12]	X	12,010[1]	X	X	138,121	X	41,562[1]	X	X	626,834
County Municipal Court[3,12]	1,007	4,824	6,331	NH	12,162	15,344	27,693	72,137	NH	115,174
[illegible] Court		NH	NH	NH			NH	NH	NH	
Mississippi--STATE TOTAL						110,572[p]	316,701[p]			427,273[p]
County Court[1,6]			NH	NH		16,259	3,165	NH	NH	19,424
Family Court	NH		NH			NH		NH		
Municipal Court	NH					NH				
Justice Court[1,6]			NH	NH		94,313	313,536	NH	NH	407,849
Missouri--STATE TOTAL		22,176[p]		NH	22,176[p]	45,766[1]	55,533[1,p]	173,862[1,p]	NH	275,161[1,p]
St. Louis Court of Criminal Correction[3]	NH	22,176	NH	NH	22,176	NH	20,505	NH	NH	20,505
Magistrate Court[1,1,6]				NH		45,766[1]	35,028[1]	173,862[1]	NH	254,656[1]
Probate Court		NH	NH	NH			NH	NH	NH	
Municipal Court	NH		NH	NH		NH		NH	NH	
Montana--STATE TOTAL										
Justice Court										
Municipal Court	NH			NH		NH			NH	
City Court	NH			NH		NH			NH	
Nebraska--STATE TOTAL	30,944[p]	18,058[p]	11,602[p]	1,088[p]	61,692[p]	47,919	45,538[p]	177,255[p]	4,860	376,114
County Court[1,7]	30,944	18,058	11,602	1,088	61,692	29,963	45,538	177,255	2,868	255,624
Municipal Court[1,9]				NH		17,153	X	X	NH	119,695
Juvenile Court	LH	NH	NH			NH	NH	NH	1,992	1,992
Workmen's Compensation Court[1]		NH	NH	NH		803	NH	NH	NH	803
Nevada--STATE TOTAL				NH					NH	
Justice Court				NH					NH	
Municipal Court	NH			NH		NH			NH	
New Hampshire--STATE TOTAL						15,262[p]				15,262[p]
District Court[5,12]										
Probate Court[5]		NH	NH	NH		15,262	NH	NH	NH	15,262[p]
Municipal Court[5,12]										
New Jersey--STATE TOTAL	49,590			12,678	62,268[1,p]	372,5[illegible]	332,976	3,496,739[p]	82,243	4,284,485[5]
County District Court[1,7]	44,854			NH	44,854[1]	303,057	3,435	75,363[5]	NH	382,055[5]
Juvenile and Domestic Relations Court[1]	4,736	NH	NH	12,678	17,414	69,474	NH	NH	82,243	151,717
Municipal Court[7]	NH			NH		NH	329,541	3,421,176[5]	NH	3,750,717[5]
New Mexico--STATE TOTAL				NH		14,964[p]	24,270[p]	81,853	NH	121,087[p]
Magistrate Court[1,7]				NH		14,964	24,270	81,853	NH	121,087
Probate Court		NH	NH	NH			NH	NH	NH	
Municipal Court	NH		NH	NH		NH		NH	NH	
Small Claims Court of Albuquerque			NH	NH				NH	NH	
New York--STATE TOTAL	67,835[p]	9,730[1,p]		23,473	101,038[1,p]	568,108[1,p]	677,416[p]	63,548[p]	47,440	1,356,512[1,p]
Civil Court of the City of New York[1]	22,589	NH	NH	NH	22,589	144,011	NH	NH	NH	144,011
Criminal Court of the City of New York[5]	NH	9,730[1]		NH	9,730[1]	NH	677,416	63,548	NH	740,964
Family Court[1]	41,514	NH	NH	23,473	64,987	257,885	NH	NH	47,440	305,325
Surrogates' Court[1]		NH	NH	NH		51,606[1]	NH	NH	NH	51,606[1]
Court of Claims[1]	3,732	NH	NH	NH	3,732	1,245	NH	NH	NH	1,245
District Court and City Court[1,1,9]				NH		113,361[1]			NH	113,361[1]
Town and Village Court[1,9]				NH					NH	
North Carolina--District Court[1,12]	64,651	40,410	72,698		177,759[1]	244,655	361,492	721,048	22,622	1,349,817
North Dakota--STATE TOTAL				NH		10,711[1]	17,696		NH	28,407[1,p]
County Court with increased Jurisdiction[1,7]				NH		8,027[1]	12,061		NH	20,088[1]
Municipal Court	NH	NH		NH		NH	NH		NH	
County Probate Court[1]		NH	NH	NH		1,718[1]	NH	NH	NH	1,718[1]
County Justice Court[1,1,7]				NH		966	5,635		NH	6,601[1]
Ohio--STATE TOTAL	89,707	31,269[p]	51,459[p]	NH	172,433[p]	335,801	292,962[p]	1,318,878[p]	N	1,947,641[p]
County Court[1,8]	4,250	3,235	7,261	NH	14,846	20,812	26,739	168,374	NH	215,925
Municipal Court[1,8]	84,954	27,932	44,198	NH	157,084	313,330	266,223	1,150,504	NH	1,730,057
Court of Claims[8,1]	503	NH	NH	NH	503	1,959	NH	NH	NH	1,959
Mayors' Court	NH			NH		NH			NH	
Oklahoma--STATE TOTAL	8[p]			NH	8[p]	6[p]			NH	6[p]
State Industrial Court[4]		NH	NH	NH			NH	NH	NH	
Court of Bank Review[1]	8	NH	NH	NH	8	5	NH	NH	NH	5
Court of Tax Review[1]	0	NH	NH	NH		1	NH	NH	NH	1
Municipal Criminal Court of Record	NH			NH		NH			NH	
Municipal Court Not of Record	NH			NH		NH			NH	

State and court title	Disposed					End pending					Population	Number
	Civil	Criminal	Traffic	Juvenile	Total	Civil	Criminal	Traffic	Juvenile	Total	In thousands	of Judges
Massachusetts--STATE TOTAL	12,150[1,p]				12,150[1,p]	17,075[1,p]				17,075[1,p]	5,768	128[1]
District Court[1,7]	3,909[1]				3,909[1]	4,512[1]				4,512[1]	--	67 full-time and 16 part-time
Boston Municipal Court[1,7]	1,730[1]			NH	1,730[1]						--	10
Housing Court[1,7]			NH	NH					NH		--	2
Land Court[1]	6,511	NH	NH	NH	6,511	12,567	NH	NH	NH	12,567	--	(not available)
Probate Court[7]		NH	NH	NH			NH	NH	NH		--	27
Juvenile Court[7]	NH		NH			NH		NH			--	4 full-time and 2 part-time
Michigan--STATE TOTAL	379,617[1]	273,495[1]	1,535,789[1]	11,433[1]	2,200,334[1]	179,332[1]	102,595[1]	353,851[1]	29,939	665,717[1]	9,138	332
Common Pleas Court of Detroit[1]	165,648	NH	NH	NH	165,648	31,077	NH	NH	NH	31,077	--	13
District Court[1,9]	175,189	232,099	1,346,639	NH	1,753,927	59,383	77,325	223,781	NH	360,439	--	188
Municipal Court[1,1,9]	14,159[1]	41,396[1]	189,150[1]	NH	244,705[1]	2,271[1]	25,270[1]	130,070[1]	NH	157,611[1]	--	28
Probate Court[1]	24,621[1]	NH	NH	11,433[1]	36,054[1]	86,601	NH	NH	29,939	116,540	--	103
Minnesota--STATE TOTAL	122,464[p]	64,874	529,070	14,402	730,810[p]	4,378[p]	21,631[1]	6,436[p]		202,314[p]	3,996	136
Conciliation Court[3]	37,262	NH	NH	NH	37,262	3,622	NH	NH	NH	3,622	--	municipal court judges serve
County Court[3,12]	69,607	37,936	457,038	14,402	578,983	X	16,052[1]	X	X	185,921	--	106
County Municipal Court[3,12]	15,595	26,938	72,032	NH	114,565	756	5,579	6,436	NH	12,771	--	28
[illegible] Court		NH	NH	NH			NH	NH	NH		--	2
Mississippi--STATE TOTAL											2,390	209[p]
County Court[1,6]			NH	NH							--	20
Family Court	NH		NH			NH		NH			--	(not available)
Municipal Court	NH					NH					--	(not available)
Justice Court[1,6]			NH	NH				NH	NH		--	(not available)
Missouri--STATE TOTAL	36,673[1,p]	44,590[1,p]	163,357[1,p]	NH	244,620[1,p]		26,372[p]		NH	26,372[p]	4,823	672
St. Louis Court of Criminal Correction[3]	NH	16,309	NH	NH	16,309	NH	26,372	NH	NH	26,372	--	2
Magistrate Court[1,1,6]	36,673[1]	28,281[1]	163,357[1]	NH	228,311[1]				NH		--	55 judges serve only as magistrates
Probate Court		NH	NH	NH			NH	NH	NH		--	91 judges serve both as probate and magistrate judges
Municipal Court	NH		NH	NH		NH		NH	NH		--	24 judges serve only as probate judges
Montana--STATE TOTAL											768	359
Justice Court											--	93
Municipal Court	NH			NH		NH					--	160
City Court	NH			NH		NH			NH		--	106
Nebraska--STATE TOTAL	27,792[p]	43,707[p]	174,899[p]	2,883[p]	249,281[p]	33,119[p]	19,889[p]	13,958[p]	1,073[p]	68,035[p]	1,561	65
County Court[1,7]	27,792	43,707	174,899	2,883	249,281	33,115	19,889	13,958	1,073	68,035	--	43
Municipal Court[1,9]				NH					NH		--	13
Juvenile Court	NH	NH	NH			NH	NH	NH			--	4
Workmen's Compensation Court[1]		NH	NH	NH			NH	NH	NH		--	5
Nevada--STATE TOTAL				NH					NH		634	69
Justice Court				NH					NH		--	54
Municipal Court	NH			NH		NH			NH		--	15
New Hampshire--STATE TOTAL	26,464[p]	29,998	132,348	5,850	194,660[p]						850	114
District Court[5,12]	29,758	28,281	125,840	5,535	185,414						--	12 full-time, 71 part-time and special judges
Probate Court[5]		NH	NH	NH			NH	NH	NH		--	10
Municipal Court[5,12]	706	1,717	6,508	315	9,246						--	16 full-time and 5 special justices
New Jersey--STATE TOTAL	366,755	299,513	2,877,746[5]	81,675	3,625,689[5]	55,366			13,246	68,612[1,p]	7,306	463
County District Court[1,7]	299,048	3,263	56,587[5]	NH	358,898[5]	48,863			NH	48,863[1]	--	39
Juvenile and Domestic Relations Court[1]	67,707	NH	NH	81,675	149,382	6,503	NH	NH	13,246	19,749	--	39
Municipal Court[7]	NH	296,250	2,821,159[5]	NH	3,117,409[5]	NH			NH		--	385
New Mexico--STATE TOTAL				NH					NH		1,195	188
Magistrate Court[1,7]				NH					NH		--	71
Probate Court		NH	NH	NH			NH	NH	NH		--	32
Municipal Court	NH		NH	NH		NH		NH	NH		--	84
Small Claims Court of Albuquerque			NH	NH				NH	NH		--	1
New York--STATE TOTAL	662,236[1]	441,802[1]	2,768,973[1]	58,346	3,931,361[1]	61,875[p]	13,991[1,p]		12,343	88,209[1,p]	17,869	2,837
Civil Court of the City of New York[1]	143,202	NH	NH	NH	143,202	23,839	NH	NH	NH	23,839	--	120
Criminal Court of the City of New York[5]	NH	231,500[1]		NH	231,500[1]	NH	13,991[1]		NH	13,991[1]	--	98
Family Court[1]	264,534	NH	NH	58,346	322,880	33,874	NH	NH	12,343	46,217	--	104 judges and 35 county judges serve
Surrogates' Court[1]	80,571	NH	NH	NH	80,571		NH	NH	NH		--	35 surrogates and 36 county judges serve
Court of Claims[1]	815	NH	NH	NH	815	4,162	NH	NH	NH	4,162	--	17 regular and 33 special judges
District Court and City Court[1,1,9]	111,922[1]	101,587[1]	971,764[1]	NH	1,185,273[1]				NH		--	200
Town and Village Court[1,9]	61,192	108,715	1,797,213	NH	1,967,120				NH		--	2,230
North Carolina--District Court[1,12]	232,765	347,039	696,421	23,308	1,299,533	72,358	X	X		228,729[1]	5,521	124
North Dakota--STATE TOTAL	9,769	14,368	100,591	NH	124,728				NH		651	249
County Court with increased Jurisdiction[1,7]	7,669	9,376	42,032	NH	59,077				NH		--	15
Municipal Court	NH	NH	41,014	NH	41,014	NH	NH		NH		--	158
County Probate Court[1]	1,257	NH	NH	NH	1,257		NH	NH	NH		--	38
County Justice Court[1,1,7]	843	4,992	17,545	NH	23,380				NH		--	38
Ohio--STATE TOTAL	330,957	296,306[p]	1,315,572[p]	NH	1,942,835[p]	93,860	27,924[p]	54,764[p]	NH	176,548[p]	10,715	933
County Court[1,8]	19,841	26,817	169,402	NH	216,060	4,919	3,261	6,229	NH	14,409	--	59
Municipal Court[1,8]	310,550	269,489	1,146,170	NH	1,726,209	87,742	24,663	48,535	NH	160,940	--	188
Court of Claims[8,1]	1,263	NH	NH	NH	1,263	1,199	NH	NH	NH	1,199	--	1 on temporary assignment
Mayors' Court	NH			NH		NH			NH		--	690
Oklahoma--STATE TOTAL	11,027			NH	11,027[p]	7[p]			NH	7[p]	2,805	79[p]
State Industrial Court[4]	11,020	NH	NH	NH	11,020		NH	NH	NH		--	5
Court of Bank Review[1]	6	NH	NH	NH	6	7	NH	NH	NH	7	--	3 district judges serve
Court of Tax Review[1]	1	NH	NH	NH	1	0	NH	NH	NH	0	--	3 district judges serve
Municipal Criminal Court of Record	NH			NH		NH			NH		--	2
Municipal Court Not of Record	NH			NH		NH			NH		--	(not available)

(Footnotes at end of table; continued on next page.)

Table 15: Reported limited jurisdiction caseflow, 1977 (continued).

State and court title	Beginning pending					Filed				
	Civil	Criminal	Traffic	Juvenile	Total	Civil	Criminal	Traffic	Juvenile	Total
Oregon--STATE TOTAL	20,923[1]	20,906[1]	100,818[1]		142,647[1]	69,933[1]	69,929[1]	695,755[1]	223	835,440[1]
District Court[1,11]	19,065	15,523	61,400	NH	95,988	66,265	49,607	437,478	NH	549,300
Justice Court[1,11]	1,437[1]	876[1]	9,645[1]	NH	11,958[1]	3,491[1]	6,087[1]	113,569[1]	NH	123,147[1]
Municipal Court[1,11]	NH	4,507[1]	29,773[1]	NH	34,280[1]	NH	18,235[1]	144,356[1]	NH	162,593[1]
County Court[1]	421[1]	NH	NH		421[1]	177	NH	NH	223	400
Pennsylvania--STATE TOTAL	9,811[P]	4,450[P]		NH	10,568[P]	232,199	498,206	2,661,937	NH	3,392,342
Philadelphia Municipal Court[1,8]	9,811	4,450	NH	NH	14,261	72,874	51,740	NH	NH	124,614
District Justice Court[1,9]				NH		159,325	420,165	1,007,724	NH	1,587,214
Philadelphia Traffic Court	NH	NH		NH		NH	NH	1,230,642	NH	1,230,642
Pittsburgh City Magistrates Court[9]	NH			NH		NH	25,968	423,571	NH	449,539
Puerto Rico--STATE TOTAL	20,831[P]	18,142[P]	18,494	NH	57,467[P]	43,104[P]	62,067[P]	71,075	NH	176,246[P]
District Court[1,10]	20,831	18,142	18,494	NH	57,467	43,104	62,067	71,075	NH	176,246
Justices of the Peace[1,10]			NH	NH				NH	NH	
Municipal Court[1,10]			NH	NH				NH	NH	
Rhode Island--STATE TOTAL						34,022[P]	30,126[P]	826[P]	5,894	70,870[1,P]
District Court[1,7]				NH		28,468	30,118[J]	(J)	NH	58,606
Family Court[1,7]						5,667	8	828	5,761	12,264
Municipal Court	NH		NH	NH		NH		NH	NH	
Probate Court				NH					NH	
South Carolina--STATE TOTAL	29,013[P]				32,292[1,P]	159,188[P]	76,226[P]	399,668[P]		650,608[1,P]
County Court and Civil and Criminal Court[1,6]	14,790		NH	NH	14,790[1]	14,586		NH	NH	14,586[1]
Family Court[1]	14,223	NH	X	X	17,502	38,746	NH	X	X	54,272
Magistrate Court[1,6]				NH		105,856	76,226	399,668	NH	581,750
Probate Court		NH	NH	NH			NH	NH	NH	
Municipal Court				NH					NH	
Tennessee--STATE TOTAL										
Probate Court		NH	NH	NH			NH	NH	NH	
County Court		NH	NH				NH	NH		
Juvenile Court		NH	NH				NH	NH		
General Sessions Court			NH	NH				NH	NH	
Justice of the Peace Court			NH	NH				NH	NH	
Municipal Court	NH					NH				
Texas--STATE TOTAL	114,360[P]	181,367[P]	45,607[P]	1,144[1]	342,478[P]	337,227[1]	929,756[1]	6,029,422[1]	1,650[1]	7,298,055[1]
County Court at Law, Constitutional County Court, and Probate Court[1,9]	114,360[1]	181,367[1]	45,607[1]	1,144[1]	342,478[1]	141,691[1]	187,202[1]	82,360[1]	1,650[1]	412,903[1]
Municipal Court[1,9]	NH			NH		NH	420,020[1]	4,881,324[1]	NH	5,301,344[1]
Justice of the Peace Court[1,9]				NH		195,536[1]	322,534[1]	1,065,738[1]	NH	1,583,808[1]
Utah--STATE TOTAL						27,993[1]	35,224[1]	524,192[1]	22,939	610,853[1]
Juvenile Court	NH					NH	270	12,884	22,939	36,093
City Court[1,7]				NH		26,439	26,392	431,218	NH	484,049
Justice Court[1,1,7]				NH		1,554[1]	8,862[1]	80,090[1]	NH	90,511[1]
Vermont--STATE TOTAL	19,779[1]	4,183	3,679	254	27,895[1]	15,067	17,988	43,893	1,038	77,986
District Court[1,7]	11,710	4,183	3,679	254	19,826	10,636	17,988	43,893	1,038	73,555
Probate Court[1]	8,069[1]	NH	NH	NH	8,069[1]	4,431	NP	NH	NH	4,431
Virginia--District Court[1,9]						403,145	280,238	844,365	115,745	1,643,493
Washington--STATE TOTAL				NH		71,755	117,374[1]	1,835,326[1]	NH	2,024,455[1]
Municipal Court[1,9]	NH			NH		NH	43,379[1]	1,275,730[1]	NH	1,319,109[1]
District Court and Justices of the Peace Court[1,9]				NH		71,755	73,995	559,596	NP	705,346
West Virginia--STATE TOTAL				NH					NH	
Municipal Court	NH		NH	NH		NH		NH	NH	
Magistrate Court[1,1,13]				NH					NH	
Wisconsin--Municipal Justice Court[1,7]	NH			NH		NH			NH	
Wyoming--STATE TOTAL				NH					NH	
Justice Court				NH					NH	
Municipal Court	NH			NH		NH			NH	

Note: All available data are included in the table. Blank spaces indicate that the data are unavailable.

NH = This case type is not handled in this court.
X = The data for this case type are known to be included in the total but were not available by category.
-- = Not applicable.

[1]Data are not complete:
Alaska--District Court--Pending data do not include other criminal or any traffic cases other than misdemeanor traffic cases.
Arizona--Justices of the Peace--Incomplete data were reported for courts located in ten counties.
Arkansas--Court of Common Pleas--No data were reported for courts located in two counties.
Municipal Court--No data were reported for nine court locations; only six months of data were reported for six others.
City Court, Police Court, and Justice of the Peace Court--No data were reported for forty-five court locations; incomplete data were reported for two others.
Colorado--County Court--No data were available for felony advisement preliminary hearing cases in which no complaint was lodged for the court located in Denver County.
Connecticut--Court of Common Pleas--No pending or disposition data were available for small claims cases.
Georgia--State Court--No data were available for the State Court of DeKalb County.
Probate Court--No data were available for civil cases heard by this court.
Juvenile Court--No data were available for one circuit; another circuit reported filings only.
Indiana--Municipal Court of Marion County--Grand total disposed figure includes 124 cases that could not be identified by case category.
Kansas--Probate Court and Juvenile Court--No pending or filing data were available for domestic relations, mental health, other estate, extraordinary writ, or juvenile cases. No pending or disposition data were available for estate trust account cases.
Louisiana--City Court and Parish Court--No data were available for two court locations. Data for the entire year for other court locations were estimated, based on varying amounts of data.
Maine--District Court--Data for small claims, money judgment, marriage dissolution, and juvenile cases were not reported by courts located in two counties. Only seven court locations reported support/custody cases; only two court locations reported mental health cases.
Maryland--District Court-- Criminal disposed data were available for adult offenses against juveniles only.
Massachusetts--District Court--The only casetype for which pending or disposition data are given is other civil. Filings are complete.
Boston Municipal Court--No data were given for traffic cases heard in this court. Disposition data were given for small claims and domestic relations cases only. Other than traffic cases, filings were complete.
Juvenile Court--No data were available for adult misdemeanor cases in the court located in Worcester.
Michigan--Probate Court--No civil filing data were available. Disposition data do not include domestic relations or juvenile non-offense cases.
Municipal Court--No data were reported for the court located in Troy.
Common Pleas Court of Detroit--No beginning pending data were available for real property rights cases.
Minnesota--County Court-- Criminal pending and filing data do not include other family criminal cases.
Missouri--Magistrate Court--No filing or disposition data were available for twenty court locations; another fourteen reported filings only.
New Jersey--County District Court--No pending data are given for criminal and traffic cases.

Disposed					End pending					Population in thousands	Number of judges
Civil	Criminal	Traffic	Juvenile	Total	Civil	Criminal	Traffic	Juvenile	Total		
67,901[1]	65,560[1]	679,012[1]		812,473[1]	22,918[1]	25,275[1]	117,161[1]		165,354[1]	2,390	273
64,475	42,243	428,437	NH	535,155	20,855	18,887	70,391	NH	110,133	--	50
3,260[1]	5,830[1]	109,337[1]	NH	118,427[1]	1,668[1]	1,133[1]	13,877[1]	NH	16,678[1]	--	44
NH	17,487[1]	141,238[1]	NH	158,725[1]	NH	5,255[1]	32,893[1]	NH	38,148[1]	--	170
166[1]	NH	NH		166[1]	395[1]	NH	NH		395[1]	--	9
225,747	410,265[P]	2,659,848[P]	NH	3,295,860[P]	11,015[P]	4,934[P]		NH	15,949[P]	11,791	589
71,670	50,882	NH	NH	122,552	11,015	4,934	NH	NH	15,949	--	22
154,077	359,383	929,515	NH	1,442,975				NH		--	555
NH	NH	1,730,333	NH	1,730,333	NH	NH		NH		--	6
NH			NH		NH			NH		--	6
54,179	155,460	79,397	NH	285,036	19,902[P]	15,635[P]	14,172	NH	49,709[P]	3,205	158
44,033	64,574	75,397	NH	184,004	19,902	15,635	14,172	NH	49,709	--	98
6,634	66,644	NH	NH	73,278			NH	NH		--	37
3,512	24,242	NH	NH	27,754			NH	NH		--	23
24,743[1,P]	34,220[P]			58,963[1,P]						933	61[P]
21,245	34,220[J]	(J)	NH	55,465				NH		--	17
3,498[1]				3,498[1]						--	9
NH		NH	NH		NH		NH	NH		--	
			NH					NH		--	39
151,583[P]		1,705[P]	14,296	640,954[1,P]	26,082[P]				28,886[1,P]	2,868	413[P]
20,711		NH	NH	20,711[1]	8,665		NH	NH	8,665[1]	--	19
35,552	NH	1,705	14,296	51,553	17,417	NH	X	X	20,221	--	20
95,320	X	X	NH	568,690				NH		--	322
	NH	NH	NH			NH	NH	NH		--	(not available)
			NH					NH		--	82
	NH	NH	NH			NH	NH	NH		4,289	420
										--	2 judges, 1 county judge, and 5 general sessions judges serve
	NH	NH				NH	NH			--	81 judges and 20 county chairmen serve
	NH	NH				NH	NH			--	6 juvenile judges, 7 general sessions judges, 1 trial justice, and 2 county judges serve
		NH	NH				NH	NH		--	72 full-time and 44 part-time judges serve
		NH	NH				NH	NH		--	2 justices of the peace
NH					NH					--	192
248,972[1]	677,967[1]	4,100,992[1]	1,369[1]	5,028,900[1]	112,269[1,P]	186,511[1,P]	50,167[1,P]	1,425[1]	350,372[1,P]	12,801	≈2,264
83,871[1]	182,058[1]	77,800[1]	1,369[1]	345,098[1]	112,269[1]	186,511[1]	50,167[1]	1,425[1]	350,372[1]	--	340
NH	280,217[1]	3,078,255[1]	NH	3,358,472[1]	NH			NH		--	≈1,000
165,101[1]	215,292[1]	944,937[1]	NH	1,325,330[1]				NH		--	≈925
22,380[P]	21,602[P]	353,148[P]	15,862[1]	412,992[1,P]						1,276	≈214
NH		NH	15,862[1]	15,862[1]	NH					--	8
22,380	21,602	353,148	NH	397,130				NH		--	27
			NH					NH		--	≈179
19,933[1]	18,021	44,822	1,094	83,870[1]	15,130[1]	4,150	2,750	198	22,228[1]	483	119
15,715	18,021	44,822	1,094	79,652	6,631	4,150	2,750	198	13,729	--	11
4,218[1]	NH	NH	NH	4,218[1]	8,499[1]	NH	NH	NH	8,499[1]	--	(not available)
380,390	261,861	802,353	94,048	1,538,652						5,112	154.5 full-time equivalent judges
			NH					NH		3,693	210
NH			NH		NH			NH		--	X
			NH					NH		--	X
13,360[1]	28,269[1,P]	42,036[1]	NH	83,665[1,P]				NH		1,853	202
NH			NH		NH					--	54
13,360[1]	28,269[1]	42,036[1]	NH	83,665[1]				NH		--	148 magistrates
NH	33,864[1]	238,300[1]	NH	272,104[1]	NH			NH		4,658	190 justices
			NH					NH		407	34[P]
			NH					NH		--	34
NH			NH		NH			NH		--	(not available)

New York--Criminal Court of the City of New York--Pending and filed data do not include criminal ordinance violation or traffic cases.
Surrogate's Court--No filing data were available for domestic relations, estate administration proceedings, or guardianship/conservatorship/trusteeship or other estate cases.
District Court and City Court--No civil data were reported by three court locations; ten others reported incomplete civil data. Criminal and traffic data were not available for three court locations; eight others reported incomplete criminal data. No filing data were reported for criminal and traffic cases.
North Carolina--Pending data do not include juvenile cases.
North Dakota--County Court with Increased Jurisdiction--No filing data were given for mental health or traffic cases.
County Probate Court--Filing data do not include mental health cases.
County Justice Court--No filing data were given for traffic cases.
Oregon--County Court--Pending and disposed data do not include adoption, mental health, or juvenile cases.
Justice Court--Data were available for only 26 of the 44 court locations.
Municipal Court--Data were available for only 94 of the 170 court locations.
Rhode Island--Family Court--The only case type for which disposition data were given was absolute divorce and bed and board (marriage dissolution).
South Carolina--County Court and Civil and Criminal Court--No criminal data were reported for this court. Criminal cases handled by this court are reported as a part of the workload of the Circuit Court.
Texas--All Courts--Data reported in this table is based on a less than complete number of monthly reports for all courts. The response rates for the various courts were: County Court at Law, Constitutional County Court, and Probate Court--ninety-seven percent; Municipal Court--eighty-four percent; Justice of the Peace Court--seventy-seven percent.
Utah--Justice Court--The only data that were available for this court were provided for the six-month period from January 1, 1977 to June 30, 1977 by 149 of the 179 justices of the peace in 769 individual monthly reports.
Juvenile Court--Disposition data include only criminal-type offense cases.
Vermont--Probate Court--Pending and disposed data for probate/wills/intestate and guardianship/conservatorship/trusteeship cases do not include cases commenced before January 1, 1970.
Washington--Municipal Court--No data were available for courts located in eleven towns.
West Virginia--Magistrate Court--No data were received for Courts located in three counties; incomplete data were received for courts located in thirteen others.
Wisconsin--No data were available for fifteen court locations.

[J]Explanation of data included in the category:
Indiana--Municipal Court of Marion County--Grand total disposed figure includes 124 cases that could not be identified by case category.
Maryland--District Court-- Juvenile pending data also include criminal adult offenses against juveniles. The District Court hears juvenile cases in Montgomery County, only. Elsewhere in the state they are heard in the general jurisdiction court.
Michigan--Common Pleas Court of Detroit-- Civil filing data include pending data for real property rights cases, in addition to the number of law and small claims cases filed.
Rhode Island--District Court--Most traffic cases are handled by the Administrative Adjudication Division of the court. The remainder are included with the criminal data.

Table 15: Reported limited jurisdiction caseflow, 1977 (continued).

[k]Additional information:
Incomplete data were reported for all the Kentucky courts of limited jurisdiction. Missing data were estimated based on the data that were reported, and are included in the totals reported here.
[p]Data were not available for all courts in the state.
[f]Data include traffic cases other than parking.
[s]Data include traffic cases (DWI/DUI, parking, other traffic violations).

[1]A civil case is counted with the filing of a petition or complaint.
[2]A civil case is counted when it is placed on the calendar (has reached issue).
[3]A civil case is counted at the note of issue.
[4]A case for this court is a new claim or an ancillary proceeding to an existing case.
[5]A civil case is not counted in the same way throughout the state.
[6]The criminal case unit of count is the number of informations or indictments.
[7]The criminal case unit of count is the number of informations, indictments, or complaints.
[8]The criminal case unit of count is the number of defendants on the information or indictment.
[9]The criminal case unit of count is the number of defendants on the information, indictment, or complaint.
[10]The criminal case unit of count is the number of charges.
[11]The criminal case unit of count is the number assigned to the information, indictment, or complaint at arraignment.
[12]The criminal case unit of count is not consistent statewide.
[13]The criminal case unit of count is the number of warrants issued.

Table 16: General jurisdiction, limited jurisdiction, and all trial courts total caseflow, 1977. State population. Disposed and end pending as a percent of filed. Number and percent change in pending

State	State population in thousands	General jurisdiction courts								Limited	
						As percent of filed		Change in pending			
		Beginning pending	Filed	Disposed	End pending	Disposed	End pending	Number	Percent	Beginning pending	Filed
Alabama	3,783	59,584	99,526	97,083	62,027	98	62	2,443	4	0[p]	386,377[p]
Alaska	396	11,852[1]	13,940	12,785	12,515[1]	92		663[1]	6[1]	14,603[p]	119,524
Arizona	2,427	69,339[1]	94,270[1]	86,852[1]	74,994[1]	92[1]	80[1]	5,655[1]	8[1]		222,847[p]
Arkansas	2,207	62,646[1]	77,360	68,184[1]	65,603[1]			2,957[1]	5[1]		538,059[1]
California	22,350		713,880	588,045		82		(125,835)			15,795,794[p]
Colorado	2,696	87,512[1]	124,606[1]	119,382[1]	92,136[1]	96[1]	74[1]	4,624[1]	5[1]	59,345[p]	248,860[p]
Connecticut	3,089	36,145	31,413	29,579	37,979	94	121	1,834	5	80,965[p]	553,677
Delaware	595	12,139	10,525	10,149	12,515	96	119	376	3	19,809[p]	166,270[p]
District of Columbia	682	29,207[1]	317,799	315,533[1]	28,990[1]			217[1]	<1[1]	--	--
Florida	8,889		418,877	392,328		94		(26,549)			2,415,581
Georgia	5,212	115,683[1]	161,471	143,970[1]	133,184[1]			17,501[1]	15[1]	95,619[p]	479,260[p]
Guam	111	8,977	21,863	19,932	10,958	91	50	1,981	22		
Hawaii	916	26,862[r]	31,025[r]	27,684[r]	30,203[r]	89	97	3,341	12	56,505[s]	666,485[s]
Idaho	883	37,009	275,991	272,981	40,019	99	14	3,010	8	--	--
Illinois	11,406	464,374[1]	3,524,456	3,369,022	504,837[1]	96		40,463[1]	9[1]	--	--
Indiana	5,409	249,969	350,282	344,347	255,448	98	73	5,479	2	99,398[p]	401,710[p]
Iowa	2,914	123,271[1]	597,231	589,309[1]	128,837[1]			5,566[1]	5[1]	--	--
Kansas	2,318	22,255	185,710	166,569	41,396	90	22	1,914	86	37,900[p]	179,728[p]
Kentucky	3,575		79,671								7[p],563
Louisiana	4,016		369,339								546,030
Maine	1,105	9,651	19,587	11,534	13,707	74	88	4,056	42		186,823[p]
Maryland	4,195	138,727[1]	133,344	125,405	146,676[1]	94		7,949[1]	6[1]	3,067[p]	1,158,439[p]
Massachusetts	5,744	137,733	66,649	75,816	128,943	114	193	-8,790	-6	15,814[1,s]	3,775,262[1,s]
Michigan	9,157	138,210[1,s]	1,121,211[s]	187,449[1,s]	137,675[1,s]			535[1]	<1[1]	505,5[p]4	2,237,943[1]
Minnesota	3,980	10,709[1]	28,855[1]	28,635[1]	10,940[1]	99[1]	38[1]	231[1]	2[1]	153,117[p]	780,058[p]
Mississippi	2,460		59,963[1]								427,273[p]
Missouri	4,845	78,884	106,996	105,982	79,898	99	75	1,014	1	22,17[p]	275,161[1,p]
Montana	771										
Nebraska	1,554	7,489	25,201	21,861	10,829	87	43	3,340	45	61,692[p]	378,114
Nevada	678		10,045[1]								
New Hampshire	872	24,802	24,737	24,414	25,125	99	98	323	1		15,262[p]
New Jersey	7,342	86,442	97,409	90,535	93,316	93	96	6,874	8	62,268[p]	4,284,485[s]
New Mexico	1,225	21,265[1]	43,573[1]	37,437[1]	27,701[1]	85[1]	63[1]	6,436[1]	30[1]		121,087[p]
New York	17,852	72,244[1]	147,426[1]	149,043[1]	78,175[1]	101[1]		93[1]	1[1]	101,038[p]	1,356,912[p]
North Carolina	5,668	97,050	120,563	119,544	99,859	96	83	2,809	3	177,75[p]9	1,349,817
North Dakota	649	4,173	11,065	9,847	5,391	89	49	1,218	29		28,407[p]
Ohio	10,771	175,490[1]	483,220	477,290	179,799[1]	99		4,309[1]	2[1]	172,43[p]3	1,947,641[p]
Oklahoma	2,866	229,971[1]	426,772	384,516	272,121[1]	90		42,15[p][1]	18[1]	8[p]	6[p]
Oregon	2,439	47,078[1]	81,869	63,732[1]	47,383[1]			305[1]	<1[1]	142,64[p]1	835,449[1]
Pennsylvania	11,882	93,216	288,678	281,511	96,617	97	33	3,401	4	10,56[p]8	3,392,342
Puerto Rico	3,321	66,206	114,874	116,984	64,096	102	56	-2,110	-3	57,46[p]3	176,246[p]
Rhode Island	955		9,494								70,870[1,p]
South Carolina	2,989	24,431	60,088	58,575	25,944	97	43	1,513	6	32,292[1,p]	650,608[1,p]
South Dakota	689		3,519[1]	111,936[1]						--	--
Tennessee	4,402	45,291[1]	118,220	109,325	45,668[1]	92		(-8,895)			
Texas	13,192	367,536[1]	378,314[1]	356,530[1]	389,320[1]	94[1]	103[1]	21,78[p][1]	6[1]	342,47[p]8[p]	7,298,055[1]
Utah	1,316	19,236	50,562	29,842	23,462	85	77	4,226	22		610,653[1]
Vermont	492	7,105	6,672	6,688	7,089	100	106	-16	<-1	22,895[1]	77,986
Virginia	5,206	99,441	117,351	111,686	[illegible]	95	90	5,665	6		1,643,493
Washington	3,772		127,969	99,805[1]							2,024,455[1]
West Virginia	1,906	48,296	52,030	48,955	51,371	94	99	3,075	6		
Wisconsin	4,613			733,209							
Wyoming	412	4,202[1]	11,157	10,108[1]	4,412[1]			210[1]	5[1]		

Note: All available data are entered in the table and all appropriate calculations are included. Blank spaces indicate that either the data are not available or the calculations were not appropriate.

-- = Not applicable.

[1]Data are not complete:
Alaska--General jurisdiction court--The only criminal pending date that were available were for felony cases. No juvenile pending data were available.
Limited jurisdiction court--Pending data do not include other criminal or any traffic cases other than misdemeanor traffic cases heard in the District Court.
Arizona--Adoption pending data were not available for one court location. Mental health pending and disposition data were not available for one court location. No juvenile dependency data were available for one court location, or juvenile traffic data for two court locations.
Limited jurisdiction court--Incomplete data were reported for Justice of the Peace Courts located in ten counties.
Arkansas--General jurisdiction court--General jurisdiction courts--No pending or disposition data were available for adoption, guardianship/conservatorship/trusteeship, other estate, or mental health cases in the Chancery and Probate Court.
Limited jurisdiction courts--No data were reported for the Court of Common Pleas located in two counties. No data were reported for nine locations of the Municipal Court; only six months of data were reported for six others. No data were reported for forty-five locations of the City Court, Police Court, and Justice of the Peace Court; incomplete data were reported for two others.
Colorado--General jurisdiction courts--All data given for the Denver Probate Court are incomplete, representing only a nine-month reporting period, due to a data processing failure.
Limited jurisdiction court--No data were available for felony advisement preliminary hearing cases in which no complaint was lodged for the County Court of Denver County.
Connecticut--Limited jurisdiction court--No pending or disposition data were available for small claims cases heard in the Court of Common Pleas.
District of Columbia--General jurisdiction court--Pending and disposed data do not include estate cases.
Georgia--General jurisdiction court--Pending and disposed data do not include cases filed before July 1, 1970.
Limited jurisdiction--No data were available for the State Court of DeKalb County. No data were available for civil cases heard by the Probate Court. No data were available for one circuit of the Juvenile Court; another circuit reported filings only.

Preceding page blank

Jurisdiction courts	All trial courts								
			As percent of filed		Change in pending				As percent of filed		Change in pending	
	Beginning pending	Filed	Disposed	End pending	Number	Percent	Beginning pending	Filed	Disposed	End pending	Disposed	End pending	Number	Percent
Alabama	59,584[p]	485,903[p]	395,829[p]	149,658[p]	87,631[1,p]	0[1,p]	59,584[p]	485,903[p]	395,829[p]	149,658[p]	81[p]	31[p]	90,074[p]	15[1,p]
Alaska	26,455[1,p]	129,464	123,386	27,349[p]	231[1,p]	2[1,p]	26,455[1,p]	129,464	123,386	27,349[p]	95[1,p]		6,078[1]	
Arizona	69,339[1,p]	317,117[1,p]	314,117[1,p]	74,994[1,p]	(-4,417[1,p])		69,339[1,p]	317,117[1,p]	314,117[1,p]	74,994[1,p]	99[1,p]		5,655[1,p]	8[1,p]
Arkansas	62,646[1,p]	615,419[1]	68,184[1,p]	65,603[1,p]			62,646[1,p]	615,419[1]	68,184[1,p]	65,603[1,p]			2,957[1,p]	5[1,p]
California	13,903,764[s]						13,903,764[s]	16,509,674[s]	14,491,809[s]		88[s]			
Colorado	238,978[1,p]	69,227[p]	96[1,p]		9,882[p]	17[p]	146,857[1,p]	372,866[1,p]	358,360[1,p]	161,363[1,p]	96[1,p]		14,506[1,p]	10[1,p]
Connecticut	415,807[1,p]	73,510[1,p]			-7,455[1,p]	-9[1,p]	117,110[1,p]	585,090	445,386[1,p]	111,489[1,p]			-5,621[1,p]	-5[1,p]
Delaware	155,866[p]	14,900[p]					31,948[p]	176,799[p]	166,015[p]	27,415[p]				
District of Columbia	--	--	--	--	--	--	29,207[1]	317,799	315,533[1]	28,990[1]			217[1]	<1[1,p]
Florida	2,214,943		92		(200,638)				2,834,458	2,607,271			(227,187[1])	
Georgia	460,215[1,p]	114,158[1,p]	96[1,p]	2<[1,p]	18,559[1,p]	19[1,p]	211,302[1,p]	640,731[1,p]	604,185[1,p]	247,342[1,p]	92		36,94[1,p]	17[1,p]
Guam							8,977[p]	21,863[p]	19,932[p]	10,958[p]	91[p]	50[p]	1,981[p]	22[p]
Hawaii	657,083[s]	65,911[s]	99	10	9,402	17	83,371[s]	697,510[s]	684,767[s]	96,114[s]	98	14	12,743	15
Idaho	--	--	--	--	--	--	37,009	275,991	272,981	40,019	99	14	3,010	8
Illinois	--	--	--	--	--	--	464,374[1]	3,524,456	3,369,022	504,837[1]	96		40,463[1]	9[1]
Indiana	355,34[p]	145,87[p]	88[p]	36[p]	46,487[p]	47[p]	349,36[p]7	751,99[p]2	699,691[p]	401,326[p]	93[p]	53[p]	51,36[p]5	15[p]
Iowa	--	--	--	--	--	--	123,271[1]	597,231	589,309[1]	128,837[1]			5,566[1]	5[1]
Kansas	219,068[1,p]	30,441[1,p]			7,459[1,p]	20[1,p]	60,155[1,p]	365,488[1,p]	385,637[1,p]	71,837[1,p]			11,682[1,p]	19[1,p]
Kentucky								809,234						
Louisiana								967,409						
Maine							9,651[p]	202,410[1,p]	11,53[p]4	13,70[p]7			4,056[p]	42[p]
Maryland	3,339[p]	2,64[2,p]			-425[1,p]	-14[1,p]	141,794[1,p]	1,291,783[p]	128,74[p]4	149,31[p]6			7,524[1,p]	5[1,p]
Massachusetts	12,150[1,p]	17,075[1,p]			1,261[1,p]	8[1,p]	153,547[1,p]	3,841,911[1,s]	87,966[1,p]	146,018[1,p]			7,529[1,p]	5[1,p]
Michigan	2,200,334[1]	665,717[1]					643,760[1,p]	3,359,154[1,s]	2,387,783[1,s]	803,392[1,s]				
Minnesota	730,810[p]	202,314[p]	94[p]	26[p]	49,197[p]	32[p]	163,826[1,p]	808,913[1,p]	759,445[1,p]	213,254[1,p]	94[1,p]	26[1,p]	49,42[p]8[1,p]	30[1,p]
Mississippi	244,620[1,p]	26,37[p]	89[1,p]		4,196[p]	19[p]	101,06[p]0	487,236[1,p]	382,157[1,p]	106,27[p]0	92[1,p]		5,210[p]	5[p]
Missouri	249,781[p]	68,03[p]5			6,343[p]	10[p]	69,181[p]	403,315	271,142[p]	78,86[p]4			9,683[p]	14[p]
Montana								10,045[1,p]						
Nebraska	194,660[p]						24,80[p]2	39,99[p]5	219,07[p]4	25,12[p]5			323[p]	1[p]
Nevada	3,625,689[s]	68,612[1,p]	85[s]		6,344[1,p]	10[1,p]	148,710[1,p]	4,381,89[p]8[s]	3,716,22[1,s]	161,92[p]9[p]	71[s]		(1,545,670)	
New Hampshire							21,265[1,p]	164,960[1,p]	37,43[p]2	27,70[1,p]			6,436[1,p]	30[1,p]
New Jersey	3,931,361[1]	88,209[1,p]			-12,829[1,p]	-13[1,p]	178,282[1,p]	1,503,93[8,1,p]	4,080,40[8,1]	166,384[1,p]			-11,898[1,p]	-7[1,p]
New Mexico	1,299,533	228,729[1]	96		50,970[1]	29[1]	274,809[1]	1,470,380	1,415,077	328,588[1]	96		(55,303)	
New York	124,728						4,173[p]	39,472[1,p]	134,575	5,391[p]				
North Carolina	1,942,835[p]	176,548[p]	100[p]	9[p]	4,115[p]	2[p]	347,023[1,p]	2,430,861[p]	2,420,125[p]	356,347[1,p]	100[p]		(10,736[p])	
North Dakota	11,027[p]	7[p]					229,979[1,p]	426,778[p]	395,54[p]3	272,128[1,p]			42,149[1,p]	18[1,p]
Ohio	812,473[1]	165,35[4,1]			22,707[1]	16[1]	189,725[1]	917,308[1]	876,205[1]	212,733[1]			23,012[1]	12[1]
Oklahoma	3,295,860[p]	15,94[0,p]			5,381[p]	51[p]	103,78[p]0	3,681,220	3,577,371[p]	112,56[p]9			8,782[p]	8[p]
Oregon	285,036	49,70[0,p]		28[p]	-7,758[p]	-13[p]	123,673[p]	291,12[p]9	402,020	113,80[5,p]		39[p]	9,86[p]8	8[p]
Pennsylvania	58,963[1,p]							80,364[1,p]	58,963[1,p]					
Puerto Rico	640,954[1,p]	28,88[6,1,p]	99[1,p]		-3,406[1,p]	-11[1,p]	56,723[1,p]	710,696[1,p]	699,529[1,p]	54,83[0,1,p]	98[1,p]		(11,167[1,p])	
Rhode Island	--	--	--	--	--	--	--	--	111,936[1]					
South Carolina							45,291[1,p]	118,220[p]	109,325[p]	45,66[8,1,p]	92[p]		(-8,895[1])	
South Dakota	5,028,90[0,1]	350,372[1,p]	69[1]		(2,269,155[1])		710,01[4,1,p]	7,676,36[9,1]	5,389,47[0,1]	739,66[2,1,p]	70[1]		(2,290,93[9,1])	
Tennessee	412,992[1,p]						19,23[6,p]	641,01[5,1]	438,93[4,1,p]	23,46[2,p]			4,22[0,p]	23[p]
Texas	83,870[1]	22,228[1]			-5,667[1]	-20[1]	35,000[1]	84,658	90,558[1]	29,31[7,1]			-5,683[1]	-16[1]
Utah														
Vermont	1,538,652		94		(104,841)		99,441[p]	1,760,844	1,650,338	109,10[0,p]	94		(110,906)	
Virginia								2,152,42[0,1]	99,80[5,1,p]					
Washington	83,665[1,p]						48,29[6,p]	52,03[9,p]	132,[illegible]p	51,37[1,p]			3,07[9,p]	6[p]
West Virginia	272,10[2,1]								1,005,31[3,1]					
Wisconsin							4,202[1,p]	11,15[7,p]	10,108[1,p]	4,412[1,p]			210[1,p]	5[1,p]
Wyoming														

Illinois--General jurisdiction court--No pending data were available for probate/will/intestate, criminal conservation violations, or traffic cases.
Iowa--General jurisdiction court--No pending data were available for domestic relations, estate, or juvenile cases. No disposition data were available for guardianship/conservatorship cases.
Kansas--Limited jurisdiction courts--No pending or filing data were available for domestic relations, mental health, other estates, extraordinary writ, or juvenile cases in the Probate Court and Juvenile Court. No pending or disposition data were available for estate trust account cases in these courts either.
Louisiana--Limited jurisdiction courts--No data were available for two locations of the City Court and Parish Court. Data for the entire year for other locations of these courts were estimated, based on varying amounts of data.
Maine--Limited jurisdiction courts--Data for small claims, money judgment, and marriage dissolution cases were not reported by the District Court located in two counties, only seven court locations reported support/custody cases; only two court locations reported mental health cases.
Maryland--General jurisdiction--Pending data do not include criminal sentence review only cases.
Limited jurisdiction court--Pending and disposed data for the District Court include criminal adult offenses against juveniles and juvenile date, casetypes included in the jurisdiction of the District Court in Montgomery County. Elsewhere these cases are heard in the general jurisdiction court.
Massachusetts--Limited jurisdiction courts--The only casetype in the District Court for which pending or disposition data are given was other civil; filings are complete. No data were given for traffic cases heard in the Boston Municipal Court. Disposition data for this court were given for small claims and domestic relations cases only; other than traffic cases, filings were complete. No data were available for adult misdemeanor cases in the Juvenile Court located in Worcester.
Michigan--General jurisdiction court--Pending data for the Recorder's Court of Detroit do not include criminal misdemeanors or ordinance violations, or traffic accident or moving cases.
Limited jurisdiction court--No civil filing data were available for the Probate Court. Disposition data from this court do not include domestic relations or juvenile non-offense cases. No data were reported for the Municipal Court located in Troy. No beginning pending data were available for real property rights cases heard in the Common Pleas Court of Detroit.
Minnesota--General jurisdiction court--No juvenile data are included.
Limited jurisdiction courts--Criminal pending and filing data for the County Court do not include other family criminal cases.
Mississippi--General jurisdiction courts--No juvenile data were available for the Chancery Court.

(continued on next page)

Table 16: General jurisdiction, limited jurisdiction, and all trial courts total caseflow, 1977 (continued).

Missouri--Limited jurisdiction courts--No filing or disposition data were available for twenty locations of the Magistrate Court; another fourteen reported filings only.
Nevada--General jurisdiction court--Data were available for only one court location--the Second District (Washoe County). Approximately twenty-five percent of the total state population lives there.
New Jersey--Limited jurisdiction courts--No pending data are given for criminal and traffic cases heard in the County District Court.
New Mexico--General jurisdiction court--No data were available for juvenile cases handled by this court.
New York--General jurisdiction courts--No data were available for the Supreme Court and County Court located in Seneca County. No pending data were available for criminal "indictments--outside New York City" in either of those courts, either.
Limited jurisdiction courts--Pending and filed data do not include criminal ordinance violation or traffic cases for the Criminal Court of the City of New York. No filing data were available for domestic relations, estate administration proceedings, or guardianship/conservatorship/trusteeship or other estate cases heard in the Surrogate's Court. No civil data were reported by three locations of the District Court and City Court; ten others reported incomplete civil data. No criminal and traffic data were available for three locations of the District Court and City Court; eight others reported incomplete criminal data. Of the District Court and City Court locations reporting, data were limited to the number disposed for criminal and traffic cases.
North Carolina--Limited jurisdiction court--Pending data do not include juvenile cases.
North Dakota--Limited jurisdiction courts--No filing data were given for mental health or traffic cases heard in the County Court with increased jurisdiction. Filing data for the County Probate Court do not include mental health cases. No filing data were given for traffic cases heard in the County Justice Court.
Ohio--General jurisdiction court--Pending data do not include adoption, birth records, estate minor's settlement, mental health, or name change cases.
Oklahoma--General jurisdiction court--No pending data were available for criminal postconviction remedy cases.
Oregon--General jurisdiction court--No pending or disposition data were available for marriage dissolution, mental health, or juvenile cases heard in the Circuit Court.
Limited jurisdiction court--Pending and disposed data for the County Court do not include adoption, mental health, or juvenile cases. Data were available for only 26 of the 44 locations of the Justice Court. Data were available for only 94 of the 170 locations of the Municipal Court.
Rhode Island--Limited jurisdiction court--The only casetype for which disposition data were given for the Family Court was absolute divorce and bed and board (marriage dissolution).
South Carolina--Limited jurisdiction courts--No criminal data were reported for the County Court and Civil and Criminal Court. Criminal cases handled by this court are reported as a part of the workload of the Circuit Court, found in the general jurisdiction court section of this table.
South Dakota--General jurisdiction court--No data are available for cases heard by the lawyer magistrates or lay magistrate/clerks who serve this court.
Tennessee--General jurisdiction courts--No pending data are included for courts located in the ten counties that are serving as pilot sites for the new computerized statistical reporting system.
Texas--All courts--Data reported in this table is based on a less than complete number of monthly reports received for all courts. The response rates for the various courts were: General jurisdiction courts--District Court, Criminal District Court, Domestic Relations Court and Juvenile Court--ninety-eight percent; Limited jurisdiction courts--County Court at Law, Constitutional County Court, and Probate Court--ninety-seven percent; Municipal Court--eighty-four percent; Justice of the Peace Court--seventy-seven percent.
Utah--Limited jurisdiction courts--The only data that were available for the Justice Court covered the six-month period from January 1, 1977 to June 30, 1977 from 149 of the 179 justices of the peace in 769 individual monthly reports. Disposition data for the Juvenile Court include only criminal-type offense cases.
Vermont--Limited jurisdiction courts--Pending and disposed data for probate/wills/intestate and guardianship/conservatorship/trusteeship cases in the Probate Court do not include cases commenced before January 1, 1970.
Washington--General jurisdiction court--No disposition data were available for mental health or juvenile cases.
Limited jurisdiction court--No data were available for the Municipal Court located in eleven towns.
West Virginia--Limited jurisdiction court--No data were received for the Magistrate Court located in three counties; incomplete data were received for courts located in thirteen others.
Wisconsin--Limited jurisdiction court--No data were available for fifteen court locations.
Wyoming--General jurisdiction court--Pending and disposed data do not include any juvenile cases, or any other cases filed before 1970.

[k] Additional information:
Alabama--The only data from limited jurisdiction courts that were available were for the District Court. It began operation at the start of the court year.

[p] Data were not available for all courts in the state.
[r] Traffic data do not include any parking cases.
[s] Traffic data do include parking cases.

Table 17: General jurisdiction, limited jurisdiction, and all trial courts civil caseflow, 1977.
State population. Disposed and end pending as a percent of filed. Number and percent change in pending

State	State population in thousands	General jurisdiction courts: Beginning pending	Filed	Disposed	End pending	As percent of filed: Disposed	As percent of filed: End pending	Change in pending: Number	Change in pending: Percent	Limited jurisdiction courts: Beginning pending	Filed
Alabama	3,783	49,016	64,619	64,269	49,366	99	76	350	<1	0[k,p]	100,822[k,p]
Alaska	396	11,419	11,375	10,672	12,116	94	107	697	6	7,984[p]	10,263
Arizona	2,427	62,611[l]	68,635	63,955[l]	66,669[l]			4,058[l]	6[l]		34,422[l]
Arkansas	2,207	53,727[l]	63,586	54,447[l]	56,647[l]			2,920[l]	5[l]		20,681[l]
California	22,350		548,933	436,716		80		(112,217)			771,388
Colorado	2,696		92,238[l]							10,180	57,921
Connecticut	3,089	32,252	26,891	25,040	34,103	93	127	1,851	6	35,373[l,p]	190,598
Delaware	595	10,782	6,428	6,289	10,921	98	170	139	1	12,094[p]	18,892[p]
District of Columbia	682	16,032[l]	161,944	158,830[l]	16,664[l]					--	--
Florida	8,889		250,080	246,394		99		(3,686)			222,815
Georgia	5,212	90,773[l]	104,344	90,681[l]	104,436[l]	87[l]	100[l]	13,663[l]	15	38,114[l,p]	114,939[l,p]
Guam	111	5,147	4,771	3,055	6,913	64	145	1,766	34	--	--
Hawaii	916	21,368	20,950	18,091	24,127	87	116	2,759	13	6,173	11,014
Idaho	883	23,324	45,537	43,822	25,039	96	55	1,715	7	--	--
Illinois	11,406	397,256[l]	635,666	590,682	438,243[l]	93		(44,984)		--	--
Indiana	5,405	205,249	189,607	186,340	208,516	98	110	3,267	2	31,913[p]	87,539[p]
Iowa	2,914	47,866[l]	129,770	121,295[l]	53,249[l]			5,383[l]	11[l]	--	--
Kansas	2,318	19,583	58,005	50,502	27,086	87	47	7,503	38	25,902[l]	33,239[l]
Kentucky	3,575		65,998								64,929
Louisiana	4,016		133,369								62,351[l,p]
Maine	1,105	7,403	7,568	5,254	9,720	69	128	2,317	31		39,560[l,p]
Maryland	4,195	121,714	66,026	59,689	128,051	90	194	6,337	5		371,336[p]
Massachusetts	5,744	91,319	31,395	34,966	85,588	111	273	-5,731	-6	15,814[l,p]	380,072
Michigan	9,157	115,837	131,148	129,059	117,926	98	90	2,089	2	76,439[l,p]	371,288[l,p]
Minnesota	3,980	8,666	18,843	18,814	8,700	100	46	34	<1	3,841[p]	43,394[p]
Mississippi	2,460		52,521								110,572[p]
Missouri	4,845	59,935	72,132	71,571	60,496	99	84	561	<1		45,766[l,p]
Montana	771										
Nebraska	1,554	6,202	18,640	16,369	8,473	88	45	2,271	37	30,944[p]	47,919
Nevada	678		8,062[l]								
New Hampshire	872	19,673	17,745	17,778	19,640	100	111	33	<1		15,262[p]
New Jersey	7,342	56,817	68,371	62,325	62,863	91	92	6,046	11	49,[illegible]	372,531
New Mexico	1,225	18,936	39,217	33,259	24,894	85	63	5,958	31		14,964[p]
New York	17,852	67,524	116,031	113,792	69,266	98	60	1,742	3	67,835[p]	568,108[l,p]
North Carolina	5,668	78,619	69,299	65,557	81,411	95	117	2,792	4	64,651	244,655
North Dakota	649	3,752[l]	9,006	7,899	4,779[l]	88		(1,107)			10,711[l]
Ohio	10,771	150,978[l]	249,589	245,262	153,684[l]	98		(4,327)		89,707	335,801
Oklahoma	2,866	149,008	172,406	143,420	177,994	83	103	28,986	19	8[p]	6[p]
Oregon	2,439	42,359[l]	53,264	49,613[l]	42,609[l]			250[l]	<1[l]	20,923[l]	69,933[l]
Pennsylvania	11,892	63,293	180,206	179,433	64,066	100	36	773	1	9,811[p]	232,199
Puerto Rico	3,321	43,823	85,719	86,375	43,167	101	50	-656	-2	20,831[p]	43,104[p]
Rhode Island	955		6,341								34,022[p]
South Carolina	2,989	15,813	29,259	28,905	16,167	99	55	354	2	24,013[p]	159,188[p]
South Dakota	689			15,412[l]						--	--
Tennessee	4,402	35,650[l]	86,347	79,203[l]	36,042[l]			392[l]	1[l]		
Texas	13,192	292,833[l]	285,335[l]	262,612[l]	315,556[l]	92[l]	111[l]	22,723[l]	8[l]	114,360[l,p]	337,227[l]
Utah	1,316	18,342	27,010	22,843	22,212	85	82	3,870	21		27,993[l]
Vermont	492	7,087	6,601	6,623	7,056	100	107	-31	<-1	19,779[l]	15,067
Virginia	5,206	86,296	67,685	63,743	90,238	94	133	3,942	5		403,145
Washington	3,772		99,000	85,141[l]							71,755
West Virginia	1,906	34,435	34,837	32,921	36,351	51	104	1,916	6		
Wisconsin	4,613			257,510						NH	NH
Wyoming	412	3,515[l]	9,044	8,756[l]	3,803[l]			288[l]	8[l]		

Note: All available data are entered in the table and all appropriate calculations are included. Blank spaces indicate that either the data are not available or the calculations were not appropriate.

NH = This case type is not handled in this court.
-- = Not applicable.

[l]Data are not complete:

Arizona--General jurisdiction courts--Pending data do not include adoption or mental health cases for Maricopa County. No disposition data for mental health cases from Maricopa County are included, either.
Limited jurisdiction courts--Incomplete data were reported for Justices of the Peace located in ten counties.

Arkansas--General jurisdiction courts--Pending and disposed data do not include adoption, guardianship/conservatorship/trusteeship, other estate, or mental health cases from the Chancery and Probate Court.
Limited jurisdiction courts--No data were reported for the Court of Common Pleas located in two counties, for nine locations of the Municipal Court, or for forty-five locations of the City Court, Police Court, and Justice of the Peace Court; incomplete data were reported by six Municipal Court locations and two locations of the City Court, Police Court, and Justice of the Peace Court.

Colorado--General jurisdiction courts--As the result of a data processing failure, estate postjudgment data from the Denver Probate Court were available for a nine-month period only.

Connecticut--Limited jurisdiction courts--No pending or disposed data were available for small claims cases in the Court of Common Pleas.

District of Columbia--Pending and disposed data do not include estate cases.

Georgia--General jurisdiction court--Pending and disposed data are included for only those cases filed after July 1, 1970.
Limited jurisdiction courts--No data were available for the State Court of DeKalb County.

Illinois--No pending data were available for probate/wills/intestate cases.

Iowa--No pending data were available for domestic relations or estate cases. No disposition data were available for guardianship/conservatorship/trusteeship cases. Filings are complete.

Kansas--Limited jurisdiction courts--No pending or filing data were available for domestic relations, mental health, other estate, or extraordinary writ cases. No pending or disposed data were available for estate trust account cases.

Louisiana--Limited jurisdiction courts--No data were available for two locations of the City Court and Parish Court. Estimates of the volume for the complete one-year period for the other two court locations were calculated using varying amounts of data.

Maine--Limited jurisdiction courts--Data for small claims, money judgment, and marriage dissolution cases were reported by the District Court in two counties only. Only two court locations reported mental health cases.

Massachusetts--Limited jurisdiction courts--The only disposition data reported by the District Court were for other civil cases. Filings are complete.

Michigan--Limited jurisdiction courts--Disposition data from the Probate Court do not include domestic relations cases. No data were reported by the Municipal Court in Troy. No beginning pending data were available for real property rights cases in the Common Pleas Court of Detroit.

Preceding page blank

State	Limited jurisdiction courts: Disposed	End pending	As percent of filed: Disposed	As percent of filed: End pending	Change in pending: Number	Change in pending: Percent	All trial courts: Beginning pending	Filed	Disposed	End pending	As percent of filed: Disposed	As percent of filed: End pending	Change in pending: Number	Change in pending: Percent
Alabama	69,042[p]	31,780[p]	68[k,p]	32[k,p]	31,780[k,p]	(k)[p]	49,016[k,p]	165,441[k,p]	133,311[p]	81,146[p]	81[k,p]	49[k,p]	32,130[k,p]	66[k,p]
Alaska	8,637	9,645[p]	84		1,661[p]	21[p]	19,403[p]	21,638	19,309	21,761[p]	89		2,358[p]	12[p]
Arizona	36,683[l]		107[l]		(-2,261)[l]		62,611[l,p]	103,057[l]	100,638[l]	66,669[l,p]			4,058[l,p]	6[l,p]
Arkansas							53,727[l,p]	84,267[l]	54,447[l,p]	56,647[l,p]			2,920[l,p]	5[l,p]
California	581,698		75		(189,690)			1,320,321	1,018,414		77		(301,907)	
Colorado	55,120	12,981	95	22	2,801	28	10,180[p]	150,159[l]	55,120[p]	12,981[p]			2,801[p]	28[p]
Connecticut	45,019[l,p]	35,717[l,p]			344[l,p]	<1[l,p]	67,625[l,p]	217,489	70,059[l,p]	69,820[l,p]			2,195[l,p]	3[l,p]
Delaware	18,858[p]	12,451[p]		66[p]	357[p]	3[p]	22,876[p]	25,320[p]	25,147[p]	23,373[p]		92[p]	496[p]	2[p]
District of Columbia	--	--	--	--	--	--	16,032[l]	161,944	158,830[l]	16,664[l]			632[l]	4[l]
Florida	213,371		96		(9,444)			472,895	459,765		97		(13,130)	
Georgia	107,378[l,p]	45,675[l,p]			7,561[l,p]	20[l,p]	128,887[l,p]	219,283[l,p]	198,059[l,p]	150,111[l,p]			21,224[l,p]	16[l,p]
Guam	--	--	--	--	--	--	5,147	4,771	3,055	6,913	64	145	1,766	34
Hawaii	10,330	6,857	94	62	684	11	27,541	31,864	28,421	30,984	89	97	3,443	12
Idaho	--	--	--	--	--	--	23,324	45,537	43,822	25,039	96	55	1,715	7
Illinois	--	--	--	--	--	--	397,256[l]	635,666	590,682	438,243[l]	93		(44,984)	
Indiana	76,646[p]	42,803[p]	88[p]	49[p]	10,890[p]	34[p]	237,162[p]	277,146[p]	262,986[p]	251,319[p]	95[p]	91[p]	14,157[p]	6[p]
Iowa	--	--	--	--	--	--	47,866[l]	129,770	121,295[l]	53,249[l]			5,385[l]	11[l]
Kansas	43,617[l]	25,285[l]		76[l]	617[l]	2[l]	45,485[l]	91,244[l]	94,119[l]	52,371[l]		57[l]	6,886[l]	15[l]
Kentucky								130,927						
Louisiana								195,720[l,p]						
Maine							7,403[p]	47,128[l,p]	5,254[p]	9,720[p]			2,317[p]	31[p]
Maryland							121,714[p]	437,362[p]	59,689[p]	128,051[p]			6,337[p]	5[p]
Massachusetts	12,150[l,p]	17,075[l,p]			1,261[l,p]	8[l,p]	107,133[l,p]	411,467	47,116[l,p]	102,663[l,p]			-4,470[l,p]	-4[l,p]
Michigan	379,617[l]	179,332[l]					192,276[l,p]	502,436[l,p]	508,676[l]	297,258[l]				
Minnesota	122,464[p]	4,378[p]		10[p]	537[p]	14[p]	12,507[p]	62,237[p]	141,278[p]	13,078[p]		21[p]	571[p]	5[p]
Mississippi								163,093[p]						
Missouri	36,673[l,p]		80[l,p]		(9,093)[l,p]		59,935[p]	117,898[l,p]	108,244[l,p]	60,496	92[l,p]		(9,654)[l,p]	
Montana														
Nebraska	27,792[p]	33,115[p]			2,171[p]	7[p]	37,146[p]	66,559	44,161[p]	41,588[p]			4,442[p]	12[p]
Nevada								8,062[l,p]						
New Hampshire	26,464[p]						19,673[p]	33,007[p]	44,242[p]	19,640[p]			33[p]	<1[p]
New Jersey	366,755	55,366	98	15	5,776	12	106,407	440,902	429,080	118,229	97	27	11,822	11
New Mexico							18,936[p]	54,181[p]	33,259[p]	24,894[p]			5,958[p]	31[p]
New York	662,236[l]	61,875[p]			-5,960[p]	-9[p]	135,359[p]	684,139[l,p]	776,028[l]	131,141[p]			4,218[p]	3[p]
North Carolina	232,765	72,358	95	30	7,707	12	143,270	313,954	298,322	153,769	95	49	10,499	7
North Dakota	9,769						3,752[l,p]	19,717[l]	17,668	4,779[l,p]			1,027[l,p]	27[l,p]
Ohio	330,957	93,860	99	28	4,153	5	240,685[l]	585,390	576,219	247,544[l]	98		(9,171)	
Oklahoma	11,027	7[p]					149,016[p]	172,412[p]	154,447	178,001[p]		103[p]	28,985[p]	19[p]
Oregon	67,901[l]	22,918[l]			1,995[l]	10[l]	63,282[l]	123,197[l]	117,514[l]	65,527[l]			2,245[l]	4[l]
Pennsylvania	225,747	11,051[p]	97		1,240[p]	13[p]	73,104[p]	412,405	405,180	75,117[p]	96		2,013[p]	3[p]
Puerto Rico	54,179	19,902[p]		46[p]	-929[p]	-4[p]	64,654[p]	128,823[p]	140,554	63,069[p]		49[p]	-1,585[p]	-2[p]
Rhode Island	21,243[l,p]							40,363[p]	21,243[l,p]					
South Carolina	151,583[p]	26,082[p]	95[p]		(7,605)[p]		39,826[p]	188,447[p]	180,488[p]	42,249[p]	96[p]		(7,959)[p]	
South Dakota	--	--	--	--	--	--			15,412[l]					
Tennessee							35,650[l,p]	86,347[p]	79,203[l,p]	36,042[l,p]			392[l,p]	1[l,p]
Texas	248,972[l]	112,269[l,p]	74[l]		-2,091[l,p]	-2[l,p]	407,193[l,p]	622,562[l]	511,584[l]	427,825[l,p]	82[l]		20,632[l,p]	5[l,p]
Utah	22,380[p]						18,342[p]	55,003[l]	45,223[p]	22,212[p]			3,870[p]	21[p]
Vermont	19,933[l]	15,130[l]			-4,649[l]	-24[l]	26,866[l]	21,668	26,556[l]	22,186[l]			-4,680[l]	-17[l]
Virginia	380,390		94		(22,755)		86,296[p]	470,830	444,133	90,238[p]	94		(26,697)	
Washington								170,755	85,141[l,p]					
West Virginia	13,360[l]						34,435[p]	34,837[p]	46,281	36,351[p]		104[p]	1,916[p]	6[p]
Wisconsin	NH	NH	--	--	--	--			257,510					
Wyoming							3,515[l,p]	9,044[p]	8,756[l,p]	3,803[l,p]			288[l,p]	8[l,p]

Missouri--Limited jurisdiction courts--No data were available for twenty locations of the Magistrate Court; another fourteen reported filings only.

Nevada--General jurisdiction courts--Data were available from only one court location--the Second District (Washoe County). Approximately twenty-five percent of the total state population lives in that district.

New York--General jurisdiction courts--No data were available for the court in Seneca County.
Limited jurisdiction courts--Filing data for domestic relations administration proceedings, guardianship/conservatorship/trusteeship, and other estate cases in the Surrogates' Court were not available. No data were reported by three locations of the District Court and City Court; ten others reported incomplete data.

North Dakota--General jurisdiction courts--Termination of parental rights cases are not included in the pending data.
Limited jurisdiction courts--No filing data were available for mental health cases in either the County Court with Increased Jurisdiction or for the County Probate Court.

Ohio--General jurisdiction courts--Pending data do not include adoption, birth records, estate minor's settlement, mental health, or name change cases.

Oregon--General jurisdiction court--Pending data do not include marriage dissolution or mental health cases from the Circuit Court.
Limited jurisdiction courts--Pending and disposed data do not include adoption or mental health cases from the County Court. Data were reported for only twenty-six of the forty-four locations of the Justice Court.

Rhode Island--Limited jurisdiction courts--The only casetype for which disposition data from the Family Court were available was marriage dissolution.

South Dakota--There were no data available for cases heard by the lawyer magistrates and lay magistrate/clerks in the Circuit Court.

Tennessee--General jurisdiction courts--No pending or disposition data were available for Circuit Courts located in the ten counties that are serving as pilot sites for the new computerized statistical information system.

Texas--All courts--All data reported is based on an incomplete number of monthly reporting forms received for each court. The reporting rates were: District Court and Domestic Relations Court--ninety-eight percent; County Court at Law, Constitutional County Court, and Probate Court--ninety-seven percent; Municipal Court--eighty-four percent; Justice of the Peace Court--seventy-seven percent.

Utah--Limited jurisdiction courts--The only data that were available for the Justice Court covered the six-month period from January 1, 1977 to June 30, 1977. One-hundred-forty-nine of the one-hundred-seventy-nine justices of the peace sent in 769 individual monthly reports.

Vermont--Limited jurisdiction courts--Pending and disposed data from the Probate Court for probate/wills/intestate and guardianship/conservatorship/trusteeship cases do not include cases filed before January 1, 1970.

Washington--General jurisdiction courts--No disposition data for mental health cases were available.

West Virginia--Limited jurisdiction courts--No data were received for courts located in three counties; incomplete data were received for courts located in thirteen others.

Wyoming--General jurisdiction courts--Pending and disposed data do not include cases filed before 1974.

[k]Additional information:
Alabama--Limited jurisdiction courts--The data shown here are taken from the District Court which began operation at the beginning of the court year and replaced many of the former limited jurisdiction courts.

[p]Data were not available for all courts in the state.

Table 18: Composition of civil case filings in general jurisdiction courts, 1977. State and court. Civil case categories

State and court title	Civil cases filed												
	Law	Tort	Contract	Small claims	Real property rights	Equity	Domestic relations	Estate	Mental health	Appeal	Extraordinary writ	Other civil	Total civil
Alabama--Circuit Court	X	X		NH		X	41,080		NH	X			64,619
Alaska--Superior Court		910	1,141	NH	402		6,666	811	240	106		1,099	11,375
Arizona--Superior Court	28,678[J]	(J)	(J)		(J)		31,743	7,335	879	(J)			68,635
Arkansas--STATE TOTAL	22,074[J]					6,395	26,153	7,505	1,459	(J)			63,586
Circuit Court	22,074[J]				NH		NH	NH	NH	(J)			22,074
Chancery and Probate Court	NH	NH		NH		6,395	26,153	7,505	1,459	NH		NH	41,512
California--Superior Court		89,604		NH	2,249		172,211	64,910	5,451	10,232	9,859	198,417	548,933
Colorado--STATE TOTAL	13,176	3,329		NH	7,088		46,079	6,413[I]	2,470	666	3,522	9,465	92,238
District Court, Denver Superior Court, Denver Juvenile Court, and Denver Probate Court	13,176	3,329		NH	5,048		46,079	6,413[I]	2,470	666	3,552	9,465	90,198[I]
Water Court	NH	NH	NH	NH	2,040	NH	NH	NH	NH	NH	NH		2,040
Connecticut--Superior Court				NH			15,704			141		11,046	26,891
Delaware--STATE TOTAL	1,891		(J)	NH	648[P]	(J)	385	2,236	337	232		699	6,428
Court of Chancery		NH	(J)	NH	(J	(J)		2,236			NH	368[J]	2,604
Superior Court	1,891			NH	648	NH	385	NH	337	232		331	3,824
*District of Columbia--Superior Court	5,348			33,735	110,461		7,430	2,502	686	425	17	1,340	161,944
Florida--Circuit Court		23,612	26,096	NH	19,394		78,355	40,113	12,128	681		49,701	250,080
Georgia--Superior Court							53,235	NH	NH			51,109	104,344
Guam--Superior Court	1,067			2,257	39		692	166				600	4,771
Hawaii--STATE TOTAL		1,069	1,428	NH	373		12,605[J]	2,035	(J)	43	NH	3,297	20,850
Circuit Court		1,069	1,428	NH	329		12,605[J]	2,035	(J)		NH	3,297	20,763
Land Court	NH	NH	NH	NH	44	NH	NH	NH	NH	NH	NH	NH	44
Tax Appeal Court	NH	NH	NH	NH	NH	NH	NH	NH	NH	43	NH	NH	43
Idaho--STATE TOTAL		1,608	NH	11,810			12,918	4,169			145	14,662	45,537
District Court		953	NH	3			2,986	20		225	136	3,917	8,240
Magistrates Division		655	NH	11,807			9,932	4,149		NH	9	10,745	37,297
Illinois--Circuit Court	188,900			172,792	504	24,282	87,213	33,929	8,290	113,152		6,604	635,666
Indiana--Superior Court and Circuit Court				26,338			72,530	22,697				68,042	189,607
*Iowa--District Court				65,434			915	23,202				40,219	129,770
Kansas--District Court	14,695	2,661	6,857	4,858	2,288		23,099	NH	NH	(J)	443	3,104	58,005
Kentucky--Circuit Court				NH			28,703	NH		220		37,075	65,998
Louisiana--District Court				NH									133,369
Maine--Superior Court	2,642	1,830	1,108	NH			1,707	NH	NH	224	57		7,568
Maryland--Circuit Court	3,502	7,724	4,858	NH	2,885	9,618	34,136	441		2,407	455		66,026
Massachusetts--Superior Court				NH				NH	NH				31,395
Michigan--STATE TOTAL		10,552		NH			61,205			1,465		57,926	131,148
Circuit Court		10,552		NH			61,205			750		57,926	130,433
Court of Claims		NH	NH	NH	NH		NH	NH	NH	715	NH	NH	715
Minnesota--District Court				NH				NH	NH				18,843
Mississippi--STATE TOTAL	10,510			NH	148	1,955	24,143	6,851	3,844	376		4,694	52,521
Circuit Court	10,510			NH	148	NH	NH	NH	NH	376		1,562	12,596
Chancery Court	NH	NH		NH		1,955	24,143	6,851	3,844			3,132	39,925
Missouri--Circuit Court and Court of Common Pleas				NH				NH					72,132
Montana--District Court				NH									
Nebraska--District Court				NH			12,300	NH	NH			6,340	18,640
Nevada--District Court[I]	3,078[I]			NH			4,140[I]	482[I]	85[I]			277[I]	8,062[I]
New Hampshire--Superior Court	5,400			NH		2,672	9,671	NH	NH	2			17,745
New Jersey--Superior Court (Law Division and Chancery Division) and County Court		39,143		NH		4,130	24,112	986		NH			68,371
New Mexico--District Court													39,217
New York--Supreme Court and County Court[I]		36,655[I]	9,500[I]	NH	165[I]		60,878[I]	NH		5,309[I]		3,524[I]	116,031[I]
North Carolina--Superior Court	10,401			NH			NH	31,742	NH			27,156	69,299
North Dakota--District Court	2,710	773		NH	548		4,295	41	NH	95	129	415	9,006
Ohio--Court of Common Pleas		21,357		NH			93,968	77,793	8,019	2,310		46,142	249,589
Oklahoma--District Court		6,899	20,576	73,314	8,476		38,782	13,543	2,531	989	1,495	5,801	172,406
Oregon--Circuit Court				NH									
Pennsylvania--Court of Common Pleas							102,795	19,375	8,741			49,295	180,206
Puerto Rico--Superior Court	2,409	3,677	359	NH	7,451	NH	27,814	NH	NH	235	1,784	41,990	85,719
Rhode Island--Superior Court				NH			NH	NH	NH	61		6,280	6,341
South Carolina--Circuit Court							NH						29,259
*South Dakota--Circuit Court													
Tennessee--STATE TOTAL		11,262	21,601	NH	2,310		49,422	1,563	180	8,016	388	8,605	86,347
Circuit Court		10,702	1,140	NH	663		27,081	23	36	5,520	226	4,071	49,462
Law and Equity Court		399	192	NH	102		2,971	181	31	259	2	329	4,466
Chancery Court		161	3,269	NH	1,545		19,370	1,359	113	2,237	160	4,205	32,419
Texas--District Court, Domestic Relations Court, and Juvenile Court[I]		17,301[I]		NH			146,348[I]			28,502[I]	4,331[I]	88,853[I]	285,335[I]
Utah--District Court		751		NH	120		9,230	3,484	802	117	203	12,303	27,010
Vermont--Superior Court	3,520			NH			2,753	NH	NH	306	22		6,601
Virginia--Circuit Court	21,990				1,140	11,097	31,107		NH	2,351			67,685
Washington--Superior Court		7,321	19,779	NH	3,819		39,974	16,164	2,810	517	1,216	7,400	99,000
West Virginia--Circuit Court							1,295	NH				33,542	34,837
Wisconsin--Circuit Court and County Court				NH				NH	NH				
Wyoming--District Court													9,044

Note: All available data are entered in the table. Blank spaces indicate that the data are not available.

X = The data for this casetype are known to be included in the total but were not available by category.
NH = This casetype is not handled by this case.

*These states have a single-tier trial court. These courts have no limited jurisdiction courts under them, so included in their caseload are cases that would be heard by limited jurisdiction courts elsewhere.

[I]Data are not complete:
Colorado--Estate and total civil filings only include nine months of data from the Denver Probate Court.
Nevada--Data are available for only one district--the Second District (Washoe County). This county contains 25 percent of the total state population.
New York--No civil data are reported for Seneca County.
South Dakota--Data are not included for cases heard by the lawyer magistrates or lay magistrate/clerks of this court.
Texas--Data reported in this table are based on less than the total possible monthly reports. The reporting rate was ninety-eight precent.

[J]Explanation of data included in the category:
Arizona--Data included in the law category are tort, contract, real property rights, and appeal cases.
Arkansas--Appeal data are included in the figure given for law cases.
Delaware--Other civil cases in the Court of Chancery include contract, real property rights, and equity.
Hawaii--Circuit Court--Mental health cases are included with domestic relations data.
Kansas--Appeal data are reported by the subject matter of the case and, as a result, are included in all the other case categories.

Table 19: Composition of civil case dispositions in general jurisdiction courts, 1977. State and court. Civil case categories

State and court title	Civil cases disposed: Law	Tort	Contract	Small claims	Real property rights	Equity	Domestic relations	Estate	Mental health	Appeal	Extraordinary writ	Other civil	Total civil
Alabama--Circuit Court	X	X		NH		X	39,078		NH	X			64,269
Alaska--Superior Court	X	X	X	NH	X		X	X	X	X		X	10,672
Arizona--Superior Court	28,953[1]	(1)	(1)		(1)		28,177	469[1]		(1)			63,955[1]
Arkansas--STATE TOTAL	20,460[1]					5,625	24,589[1]	3,773[1]		(1)			54,447[1]
Circuit Court	20,460[1]				NH		NH	NH	NH	(1)			20,460
Chancery and Probate Court	NH	NH		NH		5,625	24,589[1]	3,773[1]		NH		NH	33,987[1]
California--Superior Court		61,934		NH	2,228		150,317	62,125	4,925	9,053	9,147	136,987	436,716
Colorado--STATE TOTAL				NH	2,714[P]				2,108				
District Court, Denver Superior Court, Denver Juvenile Court, and Denver Probate Court				NH					2,108				
Water Court	NH	NH	NH	NH	2,714	NH	NH	NH	NH	NH	NH		
Connecticut--Superior Court				NH			15,809			129		9,102	25,040
Delaware--STATE TOTAL	1,691		(1)	NH	683[P]	(1)	484	2,339	265	179		648[1]	6,289
Court of Chancery		NH	(1)	NH	(1)	(1)		2,339			NH	339[1]	2,678
Superior Court	1,691			NH	683	NH	484	NH	265	179		309	3,611
*District of Columbia--Superior Court	5,447			33,886	110,539		6,435		726	623	20	1,154	158,830[1]
Florida--Circuit Court		24,627	23,561	NH	19,419		77,054	40,440	11,860	588		48,845	246,394
Georgia--Superior Court							47,270	NH	NH			43,411	90,681
Guam--Superior Court	656			1,211	50		524	93				521	3,055
Hawaii--STATE TOTAL		1,207	1,327	NH	244		10,949[1]	1,879	(1)	48	NH	2,437	18,091
Circuit Court		1,207	1,327	NH	196		10,949[1]	1,879	(1)		NH	2,437	17,995
Land Court	NH	NH	NH	NH	48	NH	NH	NH	NH	NH	NH	NH	48
Tax Appeal Court	NH	NH	NH	NH	NH	NH	NH	NH	NH	48	NH	NH	48
*Idaho--STATE TOTAL		1,521	NH	11,547			12,712	3,796			150	13,921	43,922
District Court		949	NH	0			4,024	24		175	140	3,733	9,045
Magistrates Division		572	NH	11,547			8,688	3,772		NH	10	10,188	34,777
*Illinois--Circuit Court	167,012			175,482	789	20,602	84,041	29,887	8,211	99,406		5,652	590,682
Indiana--Superior Court and Circuit Court				22,385			70,662	23,146				70,147	186,340
*Iowa--District Court				64,114			707	17,213[1]				39,261	121,295[1]
Kansas--District Court		2,544	6,630		2,154		22,336	NH	NH	(1)	404	3,117	50,502
Kentucky--Circuit Court				NH				NH					
Louisiana--District Court				NH									
Maine--Superior Court	1,853	1,250	854	NH			1,072	NH	NH	167	58		5,254
Maryland--Circuit Court	3,391	9,133	4,315	NH	2,479	7,061	30,634	418		1,772	486		59,689
Massachusetts--Superior Court				NH				NH	NH				34,966
Michigan--STATE TOTAL		10,096		NH			63,555			1,253		54,149	129,059
Circuit Court		10,096		NH			63,555			594		54,149	128,394
Court of Claims		NH	NH	NH	NH		NH	NH	NH	665	NH	NH	665
Minnesota--District Court				NH			NH	NH					18,814
Mississippi--STATE TOTAL				NH									
Circuit Court				NH	NH	NH	NH	NH					
Chancery Court	NH	NH		NH									
Missouri--Circuit Court and Court of Common Pleas				NH			NH						71,571
Montana--District Court				NH								5,277	16,369
Nebraska--District Court				NH			11,092	NH	NH				
Nevada--District Court[1]				NH									
New Hampshire--Superior Court	5,886			NH		3,095	8,779	NH	NH	18			17,778
New Jersey--Superior Court (Law Division and Chancery Division) and County Court		33,011		NH		4,328	23,971[1]	X		NH			62,325
New Mexico--District Court													33,259
New York--Supreme Court and County Court[1]		34,331[1]	10,181[1]	NH	282[1]		60,710[1]	NH		4,656[1]		3,623[1]	113,792[1]
North Carolina--Superior Court	9,447			NH				NH	29,222	NH		26,888	65,557
North Dakota--District Court	2,426	672		NH	484		3,734	17	NH	117	72	377	7,899
Ohio--Court of Common Pleas		21,465		NH			91,716	75,782	7,787	1,997		46,515	245,262
Oklahoma--District Court		6,054	13,996	59,465	7,658		34,419	11,943	2,392	958	1,230	5,305	143,420
Oregon—				NH									
Pennsylvania--Court of Common Pleas							101,980	19,650	8,639			49,164	179,433
Puerto Rico--Superior Court	2,621	4,290	403	NH	7,107	NH	26,896	NH	NH	257	1,552	43,249	86,375
Rhode Island--Superior Court				NH			NH	NH	NH				
South Carolina--Circuit Court							NH						28,905
*South Dakota--Circuit Court				8,196			2,514					4,702	15,412
Tennessee--STATE TOTAL		9,081[P]	2,526[P]	NH	1,854[1]		35,454[1]	690[P]		3,178[1]		6,838[1]	78,233[1]
Circuit Court		7,931[1]		NH	472[1]		16,546[1]			1,446[1]		2,854[1]	42,275[1]
Law and Equity Court		150[1]	42[1]	NH	43[1]		2,053[1]	146[1]		85[1]		226[1]	4,271
Chancery Court			2,484[1]	NH	1,339[1]		14,855[1]	544[1]		1,647[1]		3,758[1]	31,687
Texas--District Court, Domestic Relations Court, and Juvenile Court[1]		15,672[1]		NH			137,966[1]			27,427[1]	4,349[1]	77,198[1]	262,612[1]
Utah--District Court				NH				2,921	829	63			22,843
Vermont--Superior Court	3,367			NH			2,855	NH	NH	381	29		6,632
Virginia--Circuit Court	20,749				1,198	10,578	29,748		NH	1,470			63,743
Washington--Superior Court				NH				12,355					85,141[1]
West Virginia--Circuit Court							1,230		NH			31,691	32,921
Wisconsin--Circuit Court and County Court				127,045			19,234	44,628	NH	NH		66,603	257,510
Wyoming--District Court				NH				2,246[1]				6,510[1]	8,756[1]

Note: All available data are entered in the table. Blank spaces indicate that the data are not available.

X = The data for this casetype are known to be included in the total.
NH = This casetype is not handled by the court.

*These states have a single-tier trial court. These courts have no limited jurisdiction courts under them, so included in their caseload are cases that would be heard by limited jurisdiction courts elsewhere.

(continued on next page)

Table 19: Composition of civil case dispositions in general jurisdiction courts, 1977 (continued).

[1]Data are not complete:
Arizona--**Mental health** and total **civil** cases disposed do not include **mental health** data for Maricopa County.
Arkansas--Chancery and Probate Court--**Domestic relations** disposed does not include **adoptions.** **Estate** disposed does not include guardianship/conservatorship/trusteeship or **other estate** cases. Total **civil** disposed does not include any of these categories or **mental health.**
District of Columbia--Total **civil** cases disposed does not include estate cases.
Georgia--Disposition data are given for only those cases filed after July 1, 1970. Cases filed before this date have not been entered into the computerized information system so data on them are not available.
Iowa--**Estates** and total **civil** disposed do not include **guardianship/conservatorship/trusteeship** cases.
Nevada--Data are available for only one district--the Second District (Washoe County). This county contains 25 percent of the total state population.
New Jersey--**Domestic relations** cases disposed does not include contested adoption cases. These data are included in the total.
New York--No **civil** data are reported for Seneca County.
South Dakota--Data are not included for cases heard by the lawyer magistrates or law magistrate/clerks of this court.
Texas--Data reported in this table are based on less than the total possible number of monthly reports. The reporting rate was ninety-eight percent.
Tennessee--Disposition data for all courts where noted do not include ten counties chosen to be pilot sites for the implementation of a new computerized statistical information system.
Washington--Total civil disposition figure does not include **mental health** cases.
Wyoming--Disposition data do not include cases filed before 1974.

[2]Explanation of data included in the category:
Arizona--Data included in the **law** category are **tort, contract, real property rights,** and appeal cases.
Arkansas--**Appeal** data are included in the figure given for **law** cases.
Delaware--**Other civil** cases in the Court of Chancery include **contract,** real property **rights,** and **equity.**
Hawaii--In the Circuit Court, **mental health** cases are included with **domestic relations** data.
Kansas--**Appeal** data are reported by the subject matter of the case and, as a result, are included in all the other case categories.

Table 20: Tort caseflow for trial courts, 1977.
State population. Courts reporting tort caseflow.
Disposed and end pending as a percent of filed. Number and percent change in pending. Filed per 100,000 population

State and court title	State population in thousands	Beginning pending	Filed	Disposed	End pending	As percent of filed: Disposed	As percent of filed: End pending	Change in pending: Number	Change in pending: Percent	Filed per 100,000 population
Alaska--STATE TOTAL	396		1,401							354
Superior Court[1]	--		910							230
District Court[1]	--		491							124
California--Superior Court[1]	22,350		85,604	61,934		72		(23,670)		383
Colorado--District Court and Denver Superior Court[1]	2,696		3,329							123
Delaware--Court of Common Pleas[1]	595		382							64
Florida--Circuit Court[1]	8,889		23,612	24,627		104		(-1,015)		266
Hawaii--STATE TOTAL	916	3,235	1,928	1,878	3,285	97	170	50	2	210
Circuit Court[1]	--	2,273	1,069	1,207	2,135	113	200	-138	-6	117
District Court[1]	--	962	859	671	1,150	78	134	188	20	94
Idaho--STATE TOTAL	883	1,687	1,608	1,521	1,774	95	110	87	5	182
District Court[1]	--	1,246	953	949	1,250	100	131	4	<1	108
Magistrates Division[1]	--	441	655	572	524	87	80	83	19	74
Kansas--District Court[1]	2,318	3,121	2,661	2,544	3,238	96	122	117	4	115
Maine--Superior Court	1,105	2,190	1,830	1,250	2,770	68	151	580	26	166
Maryland--Circuit Court[1]	4,195		7,724	9,133		118		(1,409)		184
Massachusetts--District Court[1]	5,777		415							7
Michigan--Circuit Court[1]	9,157	21,264	10,552	10,096	21,720	96	206	456	2	115
New Jersey--STATE TOTAL	7,342	52,775	57,430	50,549	59,596	88	104	6,821	13	782
Superior Court (Law Division and Chancery Division) and County Court[2]	--	46,952	39,143	33,011	53,024	84	135	6,072	13	533
County District Court[1]	--	5,823	18,287	17,538	6,572	96	36	749	13	249
New York--STATE TOTAL	17,852		79,836[1]	77,373[1]		97[1]		(2,463)[1]		447[1]
Supreme Court and County Court[1]	--		36,655[1]	34,331[1]		94[1]		(2,324)[1]		205[1]
Civil Court of the City of New York[1]	--		43,181	43,042		100		(139)		242
North Dakota--District Court[1]	649		773	672		87		(101)		119
Ohio--STATE TOTAL	10,771	32,302[1]	38,419	38,650	32,145[1]	101		-157[1]	<1[1]	357
Court of Common Pleas[1]	--	23,373[1]	21,357	21,465	23,338[1]	101		-35[1]	<1[1]	198
County Court[1]	--	119	191	186	115	103	64	-4	-3	2
Municipal Court[1]	--	8,810	16,881	16,999	8,692	101	52	-118	-1	157
Oklahoma--District Court[1]	2,866	8,302	6,899	6,054	9,147	88	133	845	10	241
Puerto Rico--STATE TOTAL	3,321	10,229	5,671	6,279	9,621	111	170	-608	-6	171
Superior Court[1]	--	8,436	3,677	4,290	7,823	117	213	-613	-7	111
District Court[1]	--	1,793	1,994	1,989	1,798	100	90	5	<1	60
Tennessee--STATE TOTAL	4,402		11,262	8,081[1,p]						256
Circuit Court[1]	--		10,702	7,931[1]						243
Law and Equity Court[1]	--		399	150[1]						9
Chancery Court[1]	--		161							4
Texas--STATE TOTAL	13,192	42,653[1]	26,524[1]	24,581[1]	44,596[1]	93[1]	168[1]	1,943[1]	5[1]	201[1]
District Court[1,1]	--	28,519[1]	17,301[1]	15,672[1]	30,149[1]	91[1]	174[1]	1,629[1]	6[1]	131[1]
County Court at Law and Constitutional County Court[1,1]	--	14,134[1]	9,223[1]	8,909[1]	14,448[1]	97[1]	157[1]	314[1]	2[1]	70[1]
Utah--District Court[1]	1,316		751							57
Washington--Superior Court[1]	3,772		7,321							194

Note: All available data are entered in the table and all appropriate calculations are included. Blank spaces indicate that either the data are not available or the calculations were not appropriate.

-- = Not applicable.

[1]Data are not complete.
New York--Supreme Court and County Court--No data were available for Seneca County.
Ohio--Court of Common Pleas--Pending data do not include wrongful death cases.
Tennessee--All courts--Data were not available for the courts located in ten counties serving as pilot locations for the new computerized statistical information system.
Texas--All courts--Data contained in this table are based on an incomplete number of monthly reports received for this court. The reporting rates were: District Court--ninety-eight percent; County Courts--ninety-seven percent.
[P]Data were not available for all courts in the state.

[1]A civil case is counted with the filing of a petition or complaint.
[2]A civil case is counted when it is placed on the calendar (has reached issue).

Table 21: Contract caseflow for trial courts, 1977.
State population. Courts reporting contract caseflow. Disposed and end pending as a percent of filed. Number and percent change in pending. Filed per 100,000 population

State and court title	State population in thousands	Beginning pending	Filed	Disposed	End pending	As percent of filed: Disposed	As percent of filed: End pending	Change in pending: Number	Change in pending: Percent	Filed per 100,000 population
Alaska--STATE TOTAL	396		3,466							875
Superior Court[1]	--		1,141							288
District Court[1]	--		2,325							587
Florida--Circuit Court[1]	8,889		26,096	23,461		90		(2,535)		294
Hawaii--STATE TOTAL	916	5,538	9,432	8,971	5,999	95	64	461	8	1,030
Circuit Court[1]	--	1,778	1,428	1,327	1,879	93	132	101	6	156
District Court[1]	--	3,760	8,004	7,644	4,120	96	51	360	10	874
Kansas--District Court[1]	2,318	4,134	6,897	6,630	4,361	97	64	227	5	296
Maine--Superior Court[1]	1,105	1,684	1,108	854	1,898	77	169	214	16	100
Maryland--Circuit Court[1]	4,195		4,858	4,315		89		(543)		116
New Jersey--County District Court[1]	7,342	30,990	156,161	154,675	32,476	99	21	1,486	5	2,127
New York--STATE TOTAL	17,852		34,644[1]	35,912[1]		104[1]		(-1,268)[1]		194[1]
Supreme Court and County Court[2,1]	--		9,500[1]	10,181[1]		107[1]		(-681)[1]		53[1]
Civil Court of the City of New York[1]	--		25,144	25,729		102		(-585)		141
Ohio--STATE TOTAL	10,771	48,932	164,821	159,914	50,839	97	31	1,907	4	1,530
County Court[1]	--	1,116	3,524	3,456	1,183	98	34	67	6	33
Municipal Court[1]	--	47,816	158,297	156,458	49,656	99	31	1,840	4	1,470
Oklahoma--District Court[1]	2,866	24,733	20,576	13,996	31,313	68	152	-44	-8	718
Puerto Rico--Superior Court[1]	3,321	520	359	403	476	112	133	-44	-8	11
Tennessee--STATE TOTAL	4,402		4,601	2,426[P]						105
Circuit Court[2,1]	--		1,140							26
Law and Equity Court[2,1]	--		192	42[1]						4
Chancery Court[2,1]	--		3,269	2,484[1]						74
Texas--County Court at Law, Constitutional County Court, and Probate Court[3,1]	13,192	39,755[1]	25,535[1]	29,994[1]	39,296[1]	102[1]	154[1]	-459[1]	-1[1]	194[1]
Washington--Superior Court[1]	3,772		19,779							524

Note: All available data are entered in the table and all appropriate calculations are included. Blank spaces indicate that either the data are not available or the calculations were not appropriate.

-- = Not applicable.

[1]Data are not complete:
New York--Supreme Court and County Court--No data were available for the court located in Seneca County.
Tennessee--Law and Equity and Chancery Court--No disposition data were available for either of these courts for the ten counties that are pilot sites for the new computerized statistical reporting system.
Texas--Data contained in this table are based on less than the total possible number of monthly reports received for these courts. The reporting rate was ve, ninety-seven percent.
[P]Data were not available for all courts in the state.

[2]A civil case is counted with the filing of a petition or complaint.

Table 22: Small claims caseflow for trial courts, 1977.
State population. Courts reporting small claims caseflow. Disposed and end pending as a percent of filed. Number and percent change in pending. Filed per 100,000 population

State and court title	State population in thousands	Beginning pending	Filed	Disposed	End pending	As percent of filed: Disposed	As percent of filed: End pending	Change in pending: Number	Change in pending: Percent	Filed per 100,000 population
Alabama--District Court[a,1]	3,783	0	64,109	36,715	27,394	57	43	27,394		1,695
Alaska--District Court[1]	396	4,393	6,101	5,322	5,193	87	85	800	18	1,541
California--STATE TOTAL	22,350		427,224	319,977		75		(107,247)		1,912
Justice Court[1]	--		36,834	28,751		78		(8,083)		165
Municipal Court[2]	--		390,390	291,226		75		(99,164)		1,747
Colorado--County Court[a,1]	2,696	0	6,567	5,057	1,510	77	23	1,510		244
Connecticut--Court of Common Pleas[1]	3,089		95,002							3,075
Delaware--Aldermen's Court[1]	595			323						54
District of Columbia--Superior Court[3]	682	2,063	33,735	33,886	1,912	100	6	-151	-7	4,946
Guam--Superior Court[1]	111	1,912	2,257	1,211	2,958	54	131	1,046	55	2,033
Hawaii--District Court[1]	916	467	1,279	1,254	492	98	38	25	5	140
Idaho--STATE TOTAL	883	2,196	11,810	11,547	2,459	98	21	263	12	1,337
District Court[1]	--	0	3	0	3			3		<1
Magistrates Division[1]	--	2,196	11,807	11,547	2,456	98	21	260	12	1,337
Illinois--Circuit Court[1]	11,406	39,288	172,792	175,082	39,276	101	23	-12	<-1	1,515
Indiana--STATE TOTAL	5,405	18,467	76,131	68,493	26,105	90	34	7,638	41	1,409
Superior Court and Circuit Court[1]	--	6,099	26,338	22,385	10,052	85	38	3,953	65	487
County Court[1]	--	12,368	49,793	46,108	16,053	93	32	3,685	30	921
Iowa--District Court[1]	2,914	11,293	65,434	64,114	12,613	98	19	1,320	12	2,246
Kansas--District Court[1]	2,318	0	4,858							210
Maine--District Court[1]	1,105		14,951[1]							1,351[1]
Massachusetts--STATE TOTAL	5,744		121,364	1,523[P]						2,113
District Court[1]	--		117,720							2,049
Boston Municipal Court[1]	--		2,099	1,523		73		(576)		37
Housing Court[1]	--		1,545							27
Michigan--STATE TOTAL	9,157	9,443[P]	42,919[1]	45,732[1]	11,328[1,P]	96[1]		(1,782)[1]		519[1]
Common Pleas Court of Detroit[1]	--		1,975	2,078		105		(103)		22
District Court[1]	--	9,432	45,046	43,160	11,318	96	25	1,886	20	492
Municipal Court[1]	--	11[1]	498[1]	499[1]	10[1]	100[1]	2[1]	-1[1]	-9[1]	5[1]
Minnesota--STATE TOTAL	3,980	7,715	78,818	76,861	9,672	98	12	1,957	25	1,980
Conciliation Court[2]	--	2,834	38,050	37,262	3,622	98	10	788	28	956
County Court[2]	--	4,881	40,768	39,599	6,050	97	15	1,169	24	1,024
Missouri--Magistrate Court	4,845		8,783	6,249		71		(2,534)		181
Nebraska--STATE TOTAL	1,554	1,535[P]	26,690[P]	9,205[P]	1,867[P]			334[P]	22[P]	1,718[P]
County Court[1]	--	1,533	9,537	9,203	1,867	96	20	334	22	614
Municipal Court[2]	--		17,153							1,104
New Hampshire--STATE TOTAL	872			20,089						(2,340)
District Court[2]	--			19,393						(2,224)
Municipal Court[3]	--			696						(80)
New Jersey--County District Court[2]	7,342	5,300	39,149	38,320	6,129	98	16	829	16	533
North Carolina--District Court[1]	5,668	15,341	160,439	153,721		96		(6,718)		2,831
North Dakota--STATE TOTAL	649		4,176	3,882		93		(294)		643
County Court with Increased Jurisdiction[1]	--		3,270	3,094		95		(176)		504
County Justice Court[1]	--		906	788		87		(118)		140
Ohio--STATE TOTAL	10,771	12,034	86,780	85,008	13,803	98	16	1,769	15	806
County Court[1]	--	1,546	12,922	12,587	1,879	97	15	333	22	120
Municipal Court[1]	--	10,488	73,858	72,421	11,924	98	16	1,436	14	686
Oklahoma--District Court[1]	2,866	59,439	23,314	59,465	22,288	81	99	13,849	24	2,558
Oregon--STATE TOTAL	2,439	10,418[1]	41,711[1]	40,995[1]	11,133[1]	98[1]	27[1]	715[1]	7[1]	1,710[1]
District Court[1]	--	9,401	39,119	38,557	9,963	99	25	562	6	1,604
Justice Court[3,1]	--	1,017[1]	2,592[1]	2,439[1]	1,170[1]	94[1]	45[1]	153[1]	15[1]	106[1]
Pennsylvania--Philadelphia Municipal Court[1]	11,882	9,439	31,744	31,923	5,260	101	17	-179	-3	267
Rhode Island--District Court[1]	955		6,058	4,275[4]		71		(1,783)		634
South Dakota--Circuit Court[1,1]	689			8,196[1]						(1,190)[1]
Utah--STATE TOTAL	1,316		8,842[1]							672[1]
City court[1]	--		7,546							573
Justice of the Peace Court[1,1]	--		1,296[1]							98[1]
Vermont--District Court[1]	492	9,907	6,454	10,349	2,012	160	31	-3,895	-66	1,312
Washington--District Court and Justices of the Peace[1]	3,772		21,074							559
Wisconsin--Circuit Court and County Court[1]	4,613			127,045						(2,754)

Note: All available data are entered in the table and all appropriate calculations are included. Blank spaces indicate that either the data are not available or the calculations were not appropriate.

-- = Not applicable.

[a]Court jurisdiction:
Alabama--The District Court was created at the beginning of the court year to take the place of many different limited jurisdiction courts.
Colorado--This jurisdiction was added to the county court in October, 1976, during the 1977 court year.

[1]Data are not complete:
Maine--Data were not available for two court locations.
Michigan--Municipal Court--No data were available for the court in Troy.
Oregon--Justice Courts--Only twenty-six of forty-four court locations reported data for 1977.
South Dakota--Data are not available for cases heard by the lawyer magistrates or lay magistrate/clerks who serve this court.
Utah--Justice Court--Data were given for the six-month period from January 1, 1977 to June 30, 1977 only. No data were submitted by sixteen justices.

[4]Explanation of data included in the category:
Rhode Island--The disposition figure equals the number of hearings, defaults, and settlements.

[P]Data were not available for all courts in the state.

[1]A civil case is counted with the filing of a petition or complaint.
[2]A civil case is counted when it is placed on the calendar (has reached issue).
[3]A civil case is counted at the note of issue.

[5]A civil case is not counted in the same way throughout the state.

Table 23: Real property rights caseflow for trial courts, 1977.
State population. Courts reporting property rights caseflow. Disposed and end pending as a percent of filed. Number and percent change in pending. Filed per 100,000 population

State and court title	State population in thousands	Beginning pending	Filed	Disposed	End pending	As percent of filed: Disposed	As percent of filed: End pending	Change in pending: Number	Change in pending: Percent	Filed (disposed) per 100,000 population
Alaska--Superior Court[1]	396		402							102
California--Superior Court[1]	22,390		2,249	2,228		99		(21)		10
Colorado--STATE TOTAL	2,696	3,764[P]	7,088	2,714[P]	3,090[P]			-674[P]	-18[P]	263
District Court and Denver Probate Court[1]	--		5,048							187
Water Court[1]	--	3,764	2,040	2,714	3,090	133	151	-674	-18	76
Delaware--Superior Court[1]	595	447	648	683	412	105	64	-35	-8	109
District of Columbia--Superior Court[2]	682	301	110,461	110,539	235	100	41	-66	-22	16,197
Florida--Circuit Court[1]	8,889		19,394	19,419		100		(+25)		218
Guam--Superior Court	111	143	39	50	132	128	338	+11	-8	35
Hawaii--STATE TOTAL	916	1,027	1,063	817	1,273	77	120	246	24	116
Circuit Court[1]	--	273	329	196	406	60	123	133	49	36
Land Court[1]	--	87	44	48	83	109	189	+4	+5	5
District Court[1]	--	667	690	573	784	83	114	117	18	75
Illinois--Circuit Court[1]	11,406	1,370	504	789	1,075	157	213	-295	-22	4
Kansas--District Court[1]	2,318	1,134	2,288	2,154	1,268	94	55	134	12	99
Maryland--STATE TOTAL	4,196		264	2,479[P]						6,310
Circuit Court[1]	--		2,885	2,479		86		(406)		69
District Court[1]	--		261,868							6,241
Massachusetts--STATE TOTAL	5,744	11,046[P]	13,716	6,511[P]	12,465[P]			1,511[P]	14	239
Housing Court[1]	--		3,694							99
Land Court[1]	--	11,046	8,922	6,511	12,465	91	157	1,511	14	140
Michigan--STATE TOTAL	9,157	5,062[1][P]	45,221[1][P]	23,671[1]	19,461[1]					495[1][P]
Common Pleas Court of Detroit[1]	--			28,962	13,860					(316)
District Court[1]	--	4,401	41,673	40,700	5,374	98	13	973	22	455
Municipal Court[1,3]	--	661	3,548[4]	4,214[3]	237[3]	119[3]	21	-666[3]	64[3]	39[3]
Minnesota--County Municipal Court[5]	3,983	63	12,773	12,781	55	100	41	-8	-13	321
Mississippi--Circuit Court[1]	2,460		148							6
Nebraska--County Court[1]	1,554	70	142	145	67	102	47	-3	-4	9
New Hampshire--STATE TOTAL	872			1,723						(198)
District Court[6]	--			1,713						(196)
Municipal Court[2]	--			10						(1)
New Jersey--County District Court[1]	7,342	2,741	89,460	88,515	3,686	99	4	945	34	1,218
New York--STATE TOTAL	17,852		70,427[1]	69,995[1]		99[1]		(431)[1]		395[1]
Supreme Court and County Court[1,4]	--		165[1]	282[1]		171[1]		(+117)[1]		1[1]
Civil Court of the City of New York[1]	--		70,262	69,798		99		(464)		394
North Dakota--District Court[1]	649		548	484		88		(64)		84
Ohio--STATE TOTAL	10,771	11,198	49,806	49,590	11,414	100	23	216	2	462
County Court[1]	--	564	2,036	1,772	828	87	41	264	47	19
Municipal Court[2]	--	10,634	47,770	47,818	10,586	100	22	-48	<-1	444
Oklahoma--District Court[1]	2,866	6,161	8,018	7,241	6,938	90	87	777	13	285
Pennsylvania--Philadelphia Municipal Court[1]	11,882	1,015	15,989	15,839	1,165	99	7	-150	-13	135
Puerto Rico--STATE TOTAL	3,221	8,096	8,266	7,692	8,670	93	105	574	7	257
Superior Court[1]	--	7,754	7,451	7,107	8,098	95	109	344	4	231
District Court[1]	--	342	815	585	572	72	70	230	67	25
Tennessee--STATE TOTAL	4,402		2,310	1,864[1]						52
Circuit Court[1,7]	--		663	472[1]						15
Law and Equity Court[1,7]	--		102	41[1]						2
Chancery Court[1,7]	--		1,545	1,339[1]						35
Texas--County Court at Law[1,7]	13,192	1,833[1]	330[1]	463[1]	1,696[1]	142[1]	514[1]	-137[1]	-7[1]	3[1]
Utah--District Court[1]	1,316		120							9
Virginia--Circuit Court	5,206		1,149	1,198		105		(+49)		22
Washington--Superior Court[1]	3,772		3,819							101

Note: All available data are entered in the table and all appropriate calculations are included. Blank spaces indicate that either the data are not available or the calculations were not appropriate.

-- = Not applicable.

[1]Data are not complete:
Michigan--Municipal Court--No data were reported for the court located in Troy.
New York--Supreme Court and County Court--No data were reported for the court located in Seneca County.
Tennessee--All courts--Disposition data are not included for the ten counties serving as pilot sites for the new computerized statistical information system.
Texas--Figures reported on this table are based on an incomplete number of monthly reports received for this court. The reporting rate for this court was ninety-seven percent.

[P]Data were not available for all courts in the state.

[1]A civil case is counted with the filing of a petition or complaint.
[2]A civil case is counted when it is placed on the calendar (has reached issue).
[3]A civil case is counted at the note of issue.
[4]A civil case is not counted in the same way throughout the state.

Table 24: Domestic relations caseflow for trial courts, 1977.
State population. Courts reporting domestic relations caseflow. Disposed and end pending as a percent of filed. Number and percent change in pending. Filed per 100,000 population

State and court title	State population in thousands	Beginning pending	Filed	Disposed	End pending	As percent of filed: Disposed	As percent of filed: End pending	Change in pending: Number	Change in pending: Percent	Filed per 100,000 population
Alabama--Circuit Court[1]	3,783		41,080	39,078		95		(2,002)		1,086
Alaska--Superior Court[1]	396		6,666							1,683
Arizona--Superior Court[2]	2,427	16,802[3]	31,743	28,177	20,116[3]	89		3,314[3]	20[3]	1,308
Arkansas--STATE TOTAL	2,207	15,851[3]p	27,827	24,389[3]p	15,937[3]p			86[3]p	1[3]p	1,261
Chancery and Probate Court[3]	--	15,851[3]	26,153	24,589[3]	15,937[3]			86[3]	1[3]	1,185
County Court[1]	--		1,674							76
California--Superior Court[1]	22,350		172,211	150,317		87		21,894[3]		771
Colorado--District Court[3]	2,696		46,079							1,709
Connecticut--STATE TOTAL	3,089	12,737p	18,822	15,909p	12,553p			-18[4]p	-1p	609
Superior Court[3]	--	12,573	15,704	15,809	12,468	101	79	-105	-1	508
Court of Common Pleas[1]	--	164	21	100	85	476	405	-79	-48	1
Probate Court[3]	--		3,097							100
Delaware--STATE TOTAL	595	1,221	3,742	484[4]p	153p					629
Superior Court[3]	--	252	389	484	153	126	40	-99	-39	65
Family Court[1]	--	969	3,357							564
District of Columbia--Superior Court[2]	682	7,506	7,430	6,435	8,501	87	114	995	13	1,089
Florida--Circuit Court[3]	8,889		78,355	77,054		98		(1,301)		881
Georgia--Superior Court[1]	5,212	37,293[3]	53,235	47,270[3]	43,258[3]			5,965[3]	16[3]	121
Guam--Superior Court[3]	111	269	692	524	437	76	63	168	62	623
Hawaii--Circuit Court[1]	916	6,375	12,605	10,949	8,031	87	64	1,656	26	1,376
Idaho--STATE TOTAL	883	5,770	12,918	12,712	5,976	98	46	206	4	1,463
District Court[3]	--	2,932	2,986	4,024	1,894	135	63	-1,038	-35	338
Magistrates Division[1]	--	2,838	9,932	8,688	4,082	87	41	1,244	44	1,125
Illinois--Circuit Court[3]	11,406	56,072	87,213	84,041	58,704	96	67	2,632	5	765
Indiana--Superior Court and Circuit Court[3]	5,405	45,086	72,530	70,662	46,954	97	65	1,868	4	1,342
Iowa--District Court[1]	2,914		915	707[3]		77		(208)		31
Kansas--STATE TOTAL	2,318	8,452p	23,089p	24,599	9,215p		40p	763p	9p	997p
District Court[3]	--	8,452	23,099	22,336	9,215	97	40	763	9	997
Probate Court[1]	--			2,263						083
Kentucky--Circuit Court[3]	3,575		28,703							803
Maine--STATE TOTAL	1,105	845p	8,982[3]	1,072p	1,480p			635p	75p	813[3]
Superior Court[3]	--	845	1,707	1,072	1,480	63	87	635	75	154
District Court[1,3]	--		7,275[1]							658[1]
Maryland--Circuit Court[3]	4,195		34,136	30,634		90		(3,502)		813
Massachusetts--STATE TOTAL	5,744		39,713	20[2]						691
District Court[1]	--		7,633							129
Boston Municipal Court[3]	--		207	207		100		(0)		4
Probate Court[1]	--		32,073							558
Michigan--STATE TOTAL	9,157	48,457p	61,209p	63,559p	49,913	104p		(-2,350)p		668p
Circuit Court[1]	9,157	48,457	61,209	63,559	46,107	104	75	-2,350	-5	668
Probate Court[3]					3,806					
Minnesota--County Court[3]	3,980			17,574						0161
Mississippi--Chancery Court[1]	2,460		24,143							981
Nebraska--STATE TOTAL	1,554	3,154	13,608	12,415	4,347	91	32	1,193	38	876
District Court[1]	--	2,921	12,300	11,092	4,129	90	34	1,208	41	792
County Court[3]	--	233	1,308	1,323	218	101	17	-15	-6	84
Nevada--District Court[1,3]	678		4,140[1]							
New Hampshire--STATE TOTAL	872	6,576p	12,319	8,[illegible]p	7,468p			892p	14p	1,413
Superior Court[5]	--	6,576	9,671	8,779	7,468	91	77	892	14	1,109
Probate Court[3]	--		2,648							304
New Jersey--STATE TOTAL	7,342	11,684[1]	93,966	91,498[1]	13,523[1]			1,839[1]	16[1]	1,275
Superior Court (Chancery Division)[2]	--	6,948[1]	24,112	23,791[1]	7,020[1]			72[1]	1[1]	328
Juvenile and Domestic Relations Court[1,3]	--	4,736	69,474	67,707	6,503	97	9	1,767	37	946
New York--STATE TOTAL	17,852	47,805p	317,690p	327,504	40,157p		13p	-7,648p	-16p	1,780p
Supreme Court[3]	--	6,685	60,878	60,710	6,628	100	11	-57	-1	341
Family Court[1]	--	41,120	256,812	263,412	33,529	103	13	-7,591	-18	1,439
Surrogate's Court[3]	--			3,382						(19)

Preceding page blank

Table 27: Domestic relations caseflow for trial courts, 1976, (continued)

State and court title	State population in thousands	Beginning pending	Filed	Disposed	End pending	As percent of filed: Disposed	As percent of filed: End pending	Change in pending: Number	Change in pending: Percent	Filed per 100,000 population
North Carolina--District Court[1]	5,668	17,831	46,996	43,138		92		(3,858)		829
North Dakota--District Court[1]	649		4,295	3,734		87		(561)		662
Ohio--Court of Common Pleas[1]	10,771	25,572[3]	93,968	91,716	26,666[3]	99		1,094[3]	4[3]	811
Oklahoma--District Court[1]	2,866	24,409	38,782	34,419	28,772	89	74	4,363	18	1,353
Oregon--STATE TOTAL	2,439		26,010	23,759[4]p						1,066
Circuit Court[1]	--		25,984	23,759[4]						1,065
County Court[3]	--		26							1
Pennsylvania--Court of Common Pleas[1]	11,882	24,453	102,75[illegible]	101,980	25,268	99	25	815	3	865
Puerto Rico--STATE TOTAL	3,321	14,145	31,088	30,094	15,139	97	49	994	7	936
Superior Court[1]	--	13,609	27,814	26,896	14,527	97	52	918	7	838
District Court[1]	--	536	3,274	3,198	612	98	19	76	14	99
Rhode Island--Family Court[1]	955		5,666	3,498[1]						593
South Carolina--Family Court[1]	2,989	14,223	38,746	35,552	17,417	92	45	3,194	22	1,296
South Dakota--Circuit Court[1,3]	689			2,514[1]						(365)[1]
Tennessee--STATE TOTAL	4,402		49,422	33,454[1]						1,123
Circuit Court[1]	--		27,081	16,546[1]						615
Law and Equity Court[1,3]	--		2,971	2,053[1]						67
Chancery Court[1,3]	--		19,370	14,855[1]						440
Texas--District Court, Criminal District Court, Domestic Relations Court, and Juvenile Court[1,3]	13,192	86,444[1]	146,348[1]	137,966[1]	94,826[1]	94[1]	65[1]	8,382[1]	10[1]	1,109[1]
Utah--District Court[3]	1,316		9,230							701
Vermont--STATE TOTAL	492	4,310	4,493	4,537	4,766	101	96	-44	-1	913
Superior Court[1]	--	2,489	2,753	2,855	2,385	104	87	-102	-4	560
District Court[1]	--	1,699	611	543	1,767	89	289	68	4	124
Prob.[illegible]e Court[1]	--	124	1,129	1,139	114	101	10	-10	-8	229
Virginia--STATE TOTAL	5,206		77,800	70,914		91		(6,886)		1,494
Circuit Court[1]	--		31,107	29,748		96		(1,359)		598
District Court[1]			46,693	41,166		88		(5,527)		897
Washington--Superior Court[1]	3,772		39,974							1,060
West Virginia--Circuit Court[1]	1,906	187	1,295	1,230	252	95	19	65	35	68
Wisconsin--Circuit Court and County Court[1]	4,613			19,234						(417)

Note: All available data are entered in the table and all appropriate calculations are included. Blank spaces indicate that either the data are not available or the calculations were not appropriate.

-- = Not applicable.

[1]Data are not complete:
Arizona--Pending data do not include adoption cases from Maricopa County.
Arkansas--Chancery and Probate Court--Pending and disposed data do not include adoption cases.
Georgia--Pending and disposed data do not include cases filed before July 1, 1970.
Maine--District Court--Data reported in the table do not include marriage dissolution cases for two court locations or support/custody cases for twenty-six court locations.
Nevada--Data were available for only one court location--the Second District (Washoe County). Approximately twenty-five percent of the total state population lives in this county.
New Jersey--Superior Court--Pending and disposed figures do not include data for contested adoption cases. Filings are complete.
New York--Supreme Court and County Court--Civil data were reported for the court located in Seneca County.
Ohio--Pending data do not include "birth records" cases.
Oregon--Circuit Court--Disposition data do not include adoption cases.
Rhode Island--Disposed data do not include all support/custody or other domestic relations cases or any adoption cases. They do include marriage dissolution and bed and board cases. Filings are complete.
South Dakota--Data reported for this court do not include any cases disposed by the lawyer magistrates or lay magistrate/clerks who serve the court.
Tennessee--All courts--Disposition data are not available for the ten counties serving as pilot sites for the new computerized statistical reporting system.
Texas--Data reported here are based on a less than complete number of monthly statistical reports received. The reporting rate for these courts was ninety-eight percent.

[2]Explanation of data included in the category:
Over--The disposed figure represents the number of cases closed by formal hearing.

[3]Data were not available for all courts in the state.

[4]A civil case is counted with the filing of a petition or complaint.
[5]A civil case is counted when it is placed on the calendar (has reached issue).
[6]A civil case is counted at the note of issue.
[7]A civil case is not counted in the same way throughout the state.

Table 25: Estate caseflow for trial courts, 1977.
State population. Courts reporting probate caseflow. Disposed and end pending as a percent of filed. Number and percent change in pending. Filed per 100,000 population

State and court title	State population in thousands	Beginning pending	Filed	Disposed	End pending	As percent of filed: Disposed	As percent of filed: End pending	Change in pending: Number	Change in pending: Percent	Filed per 100,000 population
Alaska--Superior Court[1]	396		811							205
Arizona--Superior Court[1]	2,427	16,527	7,335	6,356	17,506	87	239	979	6	302
Arkansas--Chancery and Probate Court[1]	2,207	13,814[1]	7,505	3,773[1]	14,264[1]			450[1]	3[1]	340
California--Superior Court[1]	22,350		64,910	62,125		96		(2,785)		290
Colorado--District Court and Denver Probate Court[1],[1]	2,696		6,413[1]							238[1]
Connecticut--Probate Court[1]	3,089		45,215							1,464
Delaware--Court of Chancery[1]	595	6,923	2,236	2,339	6,820	105	305	-103	-1	376
District of Columbia--Superior Court[2]	682		2,502							367
Florida--Circuit Court[1]	8,889		40,113	40,440		101		(-327)		451
Guam--Superior Court	111	754	166	93	827	56	498	73	10	150
Hawaii--Circuit Court[1]	916	7,026	2,035	1,879	7,182	92	353	156	2	223
Idaho--STATE TOTAL	883	3,502	4,169	3,796	3,875	91	93	373	11	472
District Court[1]	--	17	20	24	13	120	65	-4	-24	2
Magistrates Division[1]	--	3,485	4,149	3,772	3,862	91	93	377	11	470
Illinois--Circuit Court[1]	11,406		33,929	29,887		88		(4,042)		298
Indiana--STATE TOTAL	5,405	73,167	27,010	27,171	73,006	101	270	-161	<1	500
Superior Court and Circuit Court[1]	--	64,054	22,697	23,146	63,605	102	280	-449	<1	420
Probate Court[1]	--	9,113	4,313	4,025	9,401	93	218	288	3	80
Iowa--District Court[1]	2,914		23,202	17,213[1]						796
Kansas--Probate Court[1]	2,318	17,642[1]	9,052[1]	11,391[1]	19,760[1]			2,118[1]	12	391[1]
Kentucky--County Court, Quarterly Court Police Court, and Justice Court[1]	3,575		20,547							575
Maryland--Circuit Court[1]	4,195		441	418		95		(23)		11
Massachusetts--Probate Court[1]	5,744		56,801							989
Michigan--Probate Court	9,157			24,621	82,795					(269)
Minnesota--County Court[3]	3,980	16,42[illegible][1]	7,007[1]	8,044	17,309[1]			882[1]	5[1]	(202)
Mississippi--Chancery Court[1]	2,460		6,851							278
Montana--District Court[1]	771									
Nebraska--County Court[1]	1,554	21,281	10,325	9,643	21,966	93	213	685	3	664
Nevada--District Court[1]	678		492[1]							
New Hampshire--Probate Court[5]	872		12,132							1,391
New Jersey--Superior Court (Chancery Division) and County Court[2]	7,342		986							13
New York--STATE TOTAL	17,852	379P	52,677[1]	78,294	345P			-34P	-9	(439)
Family Court[1]	--	379	1,071	1,105	345	103	32	-34	-9	6
Surrogates' Court[1]	--		51,606[1]	77,189						(432)
North Carolina--Superior Court	5,668	43,630	31,742	29,222	46,150	92	145	2,520	6	560
North Dakota--STATE TOTAL	649		3,587	2,166		60		(1,421)		553
District Court[1]	--		41	17		41		(24)		6
County Court with Increased Jurisdiction[1]	--		1,828	1,033		57		(795)		282
County Probate Court[1]	--		1,718	1,116		65		(602)		265
Ohio--Court of Common Pleas[1]	10,771	68,239[1]	77,793	75,782	69,944[1]	97		1,705[1]	2[1]	722
Oklahoma--District Court[1]	2,866	16,672	13,543	11,943	18,272	88	135	1,600	10	473
Oregon--STATE TOTAL	2,439	14,924	6,667	6,370	15,221	96	228	297	2	273
Circuit Court[1]	--	14,153	6,381	6,087	14,447	95	226	294	2	262
District Court[1]	--	350	146	117	379	80	260	29	8	6
County Court[1]	--	421	140	166	395	119	282	-26	-6	6
Pennsylvania--Court of Common Pleas[1]	11,882	1,676	19,375	19,652	1,401	101	7	-275	-16	163
Tennessee--STATE TOTAL	4,402		1,540	690		45		(850)		35
Law and Equity Court[1],[1]	--		181	146		81		(35)		4
Chancery Court[1],[1]	--		1,359	544		40		(815)		31
Texas--County Court at Law, Constitutional County Court, and Probate Court[1],[1]	13,192		59,911							454
Utah--District Court[1]	1,316	2,281	3,484	2,921	2,844	84	82	563	25	265
Vermont--Probate Court[1]	492	7,934[1]	3,129	2,907[1]	8,373[1]			439[1]	6[1]	636
Washington--Superior Court[1]	3,772		16,164	12,355		76		(3,809)		429
Wisconsin--County Court[1]	4,613			44,628						(967)
Wyoming--District Court[1],[1]	412			2,246[1]						(545[1])

Note: All available data are entered in the table and all appropriate calculations are included. Blank spaces indicate that either the data are not available or the calculations were not appropriate.

-- = Not applicable.

[1]Data are not complete:
Arkansas--Disposition and pending data include probate/wills/intestate cases but do not include guardianship/conservatorship/trusteeship or other estate cases. Filing data are complete.
Colorado--Data for post judgment actions filed in the Denver Probate Court were available for a nine-month period only, due to a data processing failure.
Iowa--Disposed data do not include guardianship/conservatorship/trusteeship cases. Filings are complete.
Kansas--Only filing figures were given for trust accounts; only disposition figures were given for other estate cases. As a result, all data given for estate cases are incomplete, and only beginning and end pending figures are comparable.
Minnesota--Pending and filed figures include probate/wills/intestate data only. Disposition data are complete.
New York--Surrogates' Court--Filing figure does not include administration proceedings.
Nevada--Data were available for only one court location--the Second District (Washoe County). Approximately twenty-five percent of the total state population lives in the county.
Ohio--Pending data do not include minor's settlement cases.
Tennessee--Law and Equity Court and Chancery Court--No disposition data were available for either of these courts located in the ten counties that are pilot sites for the new computerized statistical reporting system.
Texas--Data contained in this table are based on less than the total possible number of monthly reports received for these courts. The reporting rate was ninety-seven percent.
Vermont--Pending and disposed data do not include cases filed before January 1, 1970.
Wyoming--Data are not included for cases filed before 1974.
PData were not available for all courts in the state.

[1]A civil case is counted with the filing of a petition or complaint.
[2]A civil case is counted when it is placed on the calendar (has reached issue).
[3]A civil case is counted at the note of issue.
[5]A civil case is not counted in the same way throughout the state.

Table 26: Mental health caseflow for trial courts, 1977.
State population. Courts reporting mental health caseflow. Disposed and end pending as a percent of filed. Number and percent change in pending. Filed per 100,000 population

State and court title	State population in thousands	Beginning pending	Filed	Disposed	End pending	As percent of filed: Disposed	As percent of filed: End pending	Change in pending: Number	Change in pending: Percent	Filed (disposed) per 100,000 population
Alaska--Superior Court[1]	396		240							61
Arizona--Superior Court[1],[1]	2,427	1,296[1]	879	469[1]	1,336[1]			410[1]	32[1]	36
Arkansas--Chancery and Probate Court[1]	2,207		1,459							66
California--Superior Court[1]	22,350		5,451	4,925		90		(526)		24
Colorado--District Court, Denver Probate Court, and Denver Juvenile Court[1]	2,696	807	2,470	2,108	1,169	85	47	362	45	92
Connecticut--Probate Court[1]	3,089		1,921							62
Delaware--Court of Chancery[1]	595	20	337	265	92	79	27	72	360	57
District of Columbia--Superior Court[2]	682	104	686	726	69	106	10	-35	-34	101
Florida--Circuit Court[1]	8,889		12,128	11,860		98		(268)		136
Illinois--Circuit Court[1]	11,406	1,473	8,290	8,211	1,302	99	16	-171	-12	73
Kansas--Probate Court[1]	2,318			2,583						(111)
Maine--District Court[1]	1,105		479[1]							43[1]
Massachusetts--District Court[1]	5,744		2,003							35
Minnesota--County Court[3]	3,980			1,763						44
Mississippi--Chancery Court[1]	2,460		3,844							156
Nevada--District Court[1],[1]	678		277[1]							
New Hampshire--Probate Court[5]	872		4							<1
New York--Family Court[1]	17,852	15	2	17	0			-15	-100	<1
North Dakota--STATE TOTAL	649			875						(135)
County Court with Increased Jurisdiction[1]	--			734						(113)
County Probate Court[1]	--			141						(22)
Ohio--Court of Common Pleas[1]	10,771		8,019	7,787		97		(232)		74
Oklahoma--District Court[1]	2,866	953	2,531	2,392	1,092	95	43	139	15	88
Oregon--STATE TOTAL	2,439		3,415							140
Circuit Court[1]	--		3,404							140
County Court[1]	--		11							<1
Pennsylvania--Court of Common Pleas[1]	11,882	228	8,741	8,639	330	99	4	102	45	74
Utah--District Court[1]	1,316		802	829		103		(-27)		61
Vermont--STATE TOTAL	492	34	465	427	72	92	15	38	112	95
District Court[1]	--	34	459	422	71	92	15	37	109	93
Probate Court[1]	--	0	6	5	1					
Washington--Superior Court[1]	3,772		2,810							74

Note: All available data are entered in the table and all appropriate calculations are included. Blank spaces indicate that either the data are not available or the calculations were not appropriate.

-- = Not applicable.

[1]Data are not complete:
Arizona--Disposed and pending figures do not include data from the court located in Maricopa County.
Maine--Mental health data were reported by two court locations only.
Nevada--Data were available for one court location only--the Second District (Washoe County). Approximately twenty-five percent of the total state population lives there.

[1]A civil case is counted with the filing of a petition or complaint.
[2]A civil case is counted when it is placed on the calendar (has reached issue).
[3]A civil case is counted at the note of issue.
[5]A civil case is not counted in the same way throughout the state.

CONTINUED

1 OF 5

Table 27: Civil appeals caseflow for trial courts, 1977. State population. Courts reporting civil appeals caseflow. Disposed and end pending as a percent of filed. Number and percent change in pending. Filed per 100,000 population

State and court title	State population in thousands	Beginning pending	Filed	Disposed	End pending	As percent of filed: Disposed	As percent of filed: End pending	Change in pending: Number	Change in pending: Percent	Filed per 100,000 population
Alaska--Superior Court[1]	396		106							27
California--Superior Court[1]	22,350		10,232	9,053		88		(1,179)		46
Colorado--District Court and Denver Superior Court[1]	2,696		666							25
Connecticut--Superior Court[1]	3,089	101	141	129	113	91	80	12	12	5
Delaware--Superior Court[1]	595	240	232	179	293	77	126	53	22	39
District of Columbia--Superior Court[2]	682	640	425	623	445	147	105	-195	-30	62
Florida--Circuit Court[1]	8,889		681	588		86		(93)		8
Hawaii--STATE TOTAL	916	282	90	95	277	106	308	-5	-2	10
District Court[1]	--	252	47	47	252	100	536	0	0	5
Tax Appeal Court[1]	--	30	43	48	25	112	58	-5	-17	5
Idaho--District Court[1]	883	153[3]	225[1]	175[1]	203[1]	78	92	50	32	25
Illinois--Circuit Court[1]	11,406	122,135	113,152	99,406	135,829	88	120	13,694	11	992
Kentucky--Circuit Court[1]	3,575		220							6
Maine--Superior Court[1]	1,105	196	224	167	253	75	113	57	29	20
Maryland--Circuit Court[1]	4,195		2,407	1,772		94		(635)		57
Massachusetts--STATE TOTAL	5,744		101							2
District Court[1]	--		89							2
Boston Municipal Court[1]	--		12							<1
Michigan--STATE TOTAL	9,157	1,304	1,465	1,259	1,510	86	103	206	16	16
Circuit Court[1]	--	517	750	594	673	79	90	156	30	8
Court of Claims[1]	--	787	715	665	837	93	117	50	6	8
Mississippi--Circuit Court[1]	2,460		376							15
Nebraska--Workmen's Compensation Court[1]	1,554		803							52
New Hampshire--Superior Court[5]	872	48	2	18	32			-16	-33	<1
New York--STATE TOTAL	17,852	3,733[P]	6,554[1]	5,471[1]	4,162[P]	83		(1,083)[1]		37[1]
Supreme Court and County Court[1,1]	--		5,309[1]	4,656[1]		88[1]		(653)[1]		30[1]
Court of Claims[1]	--	3,732	1,245	815	4,162	65	334	430	12	7
North Dakota--District Court[1]	649		95	117		123		(-22)		15
Ohio--STATE TOTAL	10,771	2,467	4,269	3,260	3,476	76	81	1,009	41	40
Court of Common Pleas[1]	--	1,964	2,310	1,997	2,277	86	99	313	16	21
Court of Claims[1]	--	503	1,959	1,263	1,199	64	61	696	138	18
Oklahoma--STATE TOTAL	2,866	589[P]	995[P]	11,985	619[P]		62[P]	30[P]	5[P]	(418)
District Court[1]	--	581	989	958	612	97	62	31	5	39
Court of Bank Review[1]	--	8	5	6	7			-1		<1
Court of Tax Review[1]	--	0	1	1	0			0		<1
State Industrial Court[4]	--			11,020						(385)
Oregon--Tax Court[1]	2,439	189	148	212	125	143	84	-64	-34	6
Puerto Rico--STATE TOTAL	3,321	247	239	264	222	110	93	-25	-10	7
Superior Court[1]	--	241[1]	235[1]	257[1]	219[1]	109[1]	93[1]	-22[1]	-9[1]	7[1]
District Court[1]	--	6	4	7	3			-3		<1
Rhode Island--Superior Court[1]	955		61							6
Tennessee--STATE TOTAL	4,402		8,016	3,178[1]						182
Circuit Court[1,1]	--		5,520	1,446[1]						125
Law and Equity Court[1,1]	--		259	85[1]						6
Chancery Court[1,1]	--		2,237	1,647[1]						51
Texas--District Court and Criminal District Court[1,1]	13,192	66,737[1]	28,502[1]	27,427[1]	67,812[1]	96[1]	238[1]	1,075[1]	2[1]	216[1]
Utah--District Court[1]	1,316		117	63		54		(54)		9
Vermont--Superior Court[1]	492	472[1]	306[1]	381[1]	397[1]	125	130	-75	-16	62
Virginia--Circuit Court[1]	5,206		2,351	1,470		63		(881)		45
Washington--Superior Court[1]	3,772		517							14

Note: All available data are entered in the table and all appropriate calculations are included. Blank spaces indicate that either the data are not available or the calculations were not appropriate.

-- = Not applicable.

[1]Data are not complete:
New York--Supreme Court and County Court--No data were reported for the court located in Seneca County.
Puerto Rico--Superior Court--Data given do not include appeals of trial court cases. These cases are included in the data by casetype. There were 223 civil appeals of trial court cases filed; no other data were available.
Tennessee--All courts--Disposition data are not available for the ten counties serving as pilot sites for the new computerized statistical information system.
Texas--Data reported are based on a less than complete number of monthly statistical reports received. The reporting rate for these courts was ninety-eight percent.

[2]Explanation of data included in the category:
Idaho--Data may include some juvenile appeals in addition to the civil appeals.
Vermont--Data also include criminal appeals, habeas corpus, and postconviction remedy cases.

[P]Data were not available for all courts in the state.

[1]A civil case is counted with the filing of a petition or complaint.
[2]A civil case is counted when it is placed on the calendar (has reached issue).
[4]A civil case is a new claim or an ancillary proceeding to an existing claim.
[5]A civil case is not counted in the same way throughout the state.

Table 28: General jurisdiction, limited jurisdiction, and all trial courts criminal caseflow, 1977. State adult population within unit of count groupings. Disposed and end pending as a percent of filed. Number and percent change in pending

State and unit of count	Adult population in thousands	General jurisdiction courts: Beginning pending	Filed	Disposed	End pending	As percent of filed: Disposed	As percent of filed: End pending	Change in pending: Number	Change in pending: Percent	Limited: Beginning pending	Limited: Filed
Informations, indictments, or complaints											
Alaska	259	433[1]	1,082	1,002	399[1]	93		-34[1]	-8[1]		18,625
Arkansas	1,493	8,919	13,774	13,737	8,956	100	65	37	<1		124,582[1]
Guam		696	725	1,060	361	146	50	-335	-48	--	--
Illinois	7,863	54,310[1]	519,334	476,787	53,478[1]	92		-832[1]	-2[1]	--	--
Indiana	3,705	30,129	50,139	50,785	29,483	101	59	-646	-2	21,569[P]	90,985[P]
Iowa	2,042	58,609	190,363	194,790	54,182	102	28	-4,427	-8	--	--
Kansas	1,668	2,589	19,835	14,412	8,012	73	40	5,423	209		
Maine	736	1,851	6,138	4,851	3,138	79	51	1,287	70		
Maryland	2,920	12,216[1]	43,616	41,271	14,580[1]	95		2,364[1]	19[1]		111,688
Massachusetts	4,157	46,414	35,294	40,850	43,355	116	123	-3,059	-7		248,264[1]
Missouri	3,432	9,918	18,130	18,047	10,001	100	55	83	<1	22,176	55,533[P]
Montana	528										
New Jersey	5,208	29,625	29,038	28,210	30,453	97	105	828	3		332,976
North Dakota	449		1,083	1,056		98		(27)			17,696
Oklahoma	1,990	34,562[1]	59,289	53,244	40,501[1]	90		5,939[1]	17[1]		
Oregon	1,704	4,719	14,174	14,119	4,774	100	34	55	1	5,383[P]	69,929
Rhode Island	672		3,153								30,118[P]
South Carolina	1,947	8,618[1]	30,829[1]	29,670[1]	9,777[1]	96[1]	32[1]	1,159[1]	13[1]		76,220[P]
South Dakota	476			92,037						--	--
Tennessee	3,020		30,062	19,211[1]							
Utah	804	894	3,352	2,999	1,250	89	37	401	47		35,524[1]
Vermont	335	18	71	56	33	79	46	15	83	4,183	17,988
Wisconsin	3,251			136,577							
Wyoming	278	687[1]	1,284	1,352[1]	609[1]			-78[1]	-11[1]		
Number of defendants											
Alabama	2,542	10,568	24,143	23,443	11,268	97	47	700	7	0[P]	92,528[P]
Arizona	1,567	5,057	13,231	13,243	5,845	100	44	-12	<-1		34,695[P]
California	15,632		57,161	51,378		90		(5,783)			750,203
Colorado	1,846	10,031	15,690	13,680	12,415	88	79	2,384	24	11,743[P]	42,368[P]
Connecticut	2,237	3,893	4,522	4,539	3,876	100	86	-17	<-1	20,964	86,878
Delaware	408	1,357	4,097	3,860	1,594	94	39	237	17	1,397[P]	39,061[P]
District of Columbia	499	5,204	29,040	29,429	4,815	101	17	-389	-7	--	--
Florida	6,233		92,526	80,621		87		(11,905)			256,308
Georgia	3,435	21,828[1]	45,989	42,214[1]	25,603[1]			3,775[1]	17[1]		66,816[P]
Hawaii	613	2,105	1,992	1,530	2,567	77	129	462	22	4,080	36,585
Idaho	575	6,415	29,444	28,849	7,010	98	24	595	9	--	--
Kentucky	2,408		13,673								218,742
Louisiana	2,618		236,010								110,621[1,P]
Michigan	6,290	19,204[1]	124,796	48,722[1]	15,323[1]			-3,881[1]	-20[1]	95,687[1]	280,403[1]
Minnesota	2,783	2,043	10,012	9,821	2,240	98	22	197	10	16,834[1]	69,255[1]
Nebraska	1,096	1,287	6,561	5,492	2,356	84	36	1,069	83	18,058[P]	45,538[P]
Nevada	439		1,448[1]								
New Mexico	787	2,329	4,656	4,178	2,807	90	60	478	21		24,270[P]
New York	12,840	9,720[1]	31,395	35,255	8,901[1]	112		-819[1]	-8[1]	9,730[1,P]	677,416
Ohio	7,497	6,880	30,835	31,135	6,580	101	21	-300	-4	31,263[P]	292,062[P]
Pennsylvania	8,512	25,064	73,050	67,877	26,279	93	36	1,215	5	4,450[P]	497,873
Texas	8,756	69,751[1]	81,838[1]	83,110[1]	68,479[1]	102[1]	84[1]	-1,272[1]	-2[1]	181,367[1,P]	929,756[1]
Virginia	3,614	13,145	49,666	47,943	14,868	97	30	1,723	13		280,238
Washington	2,614		14,141	14,664		104		(-523)			117,374[1]
Number of charges											
Puerto Rico		20,934	23,508	25,002	19,440	106	83	-1,494	-7	18,142[P]	62,067[P]
No consistent definition											
Mississippi	1,575		7,442								316,701[P]
New Hampshire	595	5,129	6,992	6,636	5,485	95	78	356	7		
North Carolina	3,861	18,431	51,264	49,987	18,448	98	36	17	<1	40,410	361,492
West Virginia	1,309	10,351	9,875	8,512	11,714	86	119	1,363	13		

Note: All courts in Louisiana, Nebraska, New Mexico, Hawaii, and Delaware are displayed in the number of defendants grouping because this is the unit of count grouping for the general jurisdiction court in each of these states. Data for all courts in Maryland are displayed with the number of informations, indictments, or complaints grouping since this is the unit of count for general jurisdiction courts in this state.
All available data are entered in the table and all appropriate calculations are included. Blank spaces indicate that either the data are not available or the calculations were not appropriate.

-- = Not applicable.

[1]Data are not complete:
Alaska--General jurisdiction court--Pending data include felony cases only.
Limited jurisdiction court--Pending data do not include other criminal cases from the District Court.
Arizona--Limited jurisdiction courts--Incomplete data were reported for Justice of the Peace Courts located in ten counties.
Arkansas--Limited jurisdiction courts--No data were reported for nine locations of the Municipal Court; six others reported only six months of data. No data were reported for forty-five locations of the City Court, Police Court, and Justice of the Peace Court; incomplete data were reported for two others.
Colorado--Limited jurisdiction courts--No filing or disposed data were available for the number of felony advisement preliminary hearing cases in which no complaint was lodged for the County Court located in Denver.
Georgia--General jurisdiction court--Pending and disposed data do not include cases filed before July 1, 1970.
Limited jurisdiction court--No data were available for the State Court located in DeKalb County.
Illinois--General jurisdiction court--Pending data do not include conservation violations, ordinance violations, or misdemeanors from Cook County.
Louisiana--Limited jurisdiction court--No data were available for two locations of the City Court and Parrish Court. Data for the entire year for the remaining locations of these courts were estimated, based on the data that were available.
Maryland--General jurisdiction court--Pending data do not include sentence review only cases or adult offenses against juveniles.
Limited jurisdiction court--Disposed data include adult offenses against juveniles only.
Massachusetts--Limited jurisdiction court--No data were available for adult misdemeanor cases from the Juvenile Court in Worcester.

Preceding page blank

Jurisdiction courts						All trial courts							
		As percent of filed		Change in pending						As percent of filed		Change in pending	
Disposed	End pending	Disposed	End pending	Number	Percent	Beginning pending	Filed	Disposed	End pending	Disposed	End pending	Number	Percent
2,693[J]				244[J]		433[J,P]	19,707	3,695[J]	399[J,P]			210[J,P]	30[J,P]
						8,915[P]	138,356[J]	13,737[P]	8,956[P]			37[P]	<1[P]
--	--	--	--	--	--	696	725	1,060	361	146	50	-335	-48
--	--	--	--	--	--	54,310[J]	519,334	476,787	53,478[J]	92		-832[J]	-2[J]
67,385[P]	45,165[P]	74[P]	59[P]	23,600[P]	109[P]	51,598[P]	141,124[P]	118,170[P]	74,652[P]	84[P]	53[P]	22,954[P]	44[P]
--	--	--	--	--	--	58,609	190,363	194,790	54,182	102	28	-4,427	-8
						2,589[P]	19,835[P]	14,413[P]	8,012[P]	73[P]	40[P]	5,423[P]	209[P]
						1,851[P]	6,138[P]	4,851[P]	3,138[P]	79[P]	51[P]	1,287[P]	70[P]
10[J]						12,216[J,P]	155,304	41,284[J]	14,580[J,P]			2,364[J,P]	19[J,P]
						46,414[J]	283,518[J]	40,850[P]	43,355[J,P]			-3,059[P]	-7[J,P]
44,990[J,P]	26,372[P]	80[J,P]		4,190[P]	19[P]	32,094[P]	73,663[J,P]	62,631[J,P]	36,373[P]	85[J,P]		4,279[P]	13[P]
299,513		90		(33,463)		29,625[P]	362,014	327,723	30,453[P]	91		828[J,P]	3[P]
14,368		81		(3,328)			18,779	15,424		82		(3,355)	
						34,562[J,P]	59,289[P]	53,244[P]	40,501[J,P]	90[P]		5,939[P]	17[J,P]
65,560	6,388[P]	94		1,005[P]	19[P]	10,102[P]	84,103	79,679	11,162[P]	95		1,060[P]	10[P]
34,220[P]							33,271[P]	34,220[P]					
						8,618[P]	107,055[P]	29,670[P]	9,777[P]			1,159[P]	13[P]
--	--	--	--	--	--			92,037					
							30,062[P]	19,211[J,P]					
						89[P]	38,876[J]	2,999[P]	1,250[P]			401[P]	47[P]
18,021	4,150	100	23	-33	<-1	4,201	18,059	18,077	4,183	100	23	-18	<-1
33,804[J]								170,381[J]					
						687[J,P]	1,284[P]	1,352[J,P]	609[J,P]	105[P]	47[P]	-78[P]	-11[P]
72,020[P]	20,508[P]	78[P]	28[P]	20,508[P]		10,568[P]	116,671[P]	95,463[P]	31,776[P]	82[P]	27[P]	21,208[P]	
						5,857[P]	47,926[J,P]	13,243[P]	5,845[P]			12[P]	<-1[P]
690,242		92		(59,961)			807,364	741,620		92		(65,744)	
41,627[J,P]	12,484[P]	98[J,P]		741[P]	6[P]	21,774[P]	58,058[J,P]	55,507[J,P]	24,899[P]	96[J,P]		3,125[P]	14[P]
91,044	16,798	105	19	-4,166	20	24,857	91,400	95,583	20,674	105	23	-4,183	-17
16,942[P]	1,548[P]			151[P]	11[P]	2,734[P]	43,159[P]	20,802[P]	3,142[P]			388[P]	14[P]
--	--	--	--	--	--	5,204	29,040	29,429	4,815	101	17	-389	-7
213,989		83		(42,319)			348,834	294,610		84		(54,224)	
59,347[J,P]		89[J,P]		(7,469)[J,P]		21,828[P]	112,805[J,P]	101,561[J,P]	25,603[P]	90[J,P]		(11,244)[J,P]	
35,645	5,020	97	14	940	23	6,185	38,577	37,175	7,587	96	20	1,402	23
--	--	--	--	--	--	6,415	29,444	28,849	7,010	98	24	595	9
							232,415						
							346,631[J,P]						
273,495[J]	102,595[J]	98[J]	37[J]	6,908[J]	7[J]	114,891[J]	405,199[J]	322,217[J]	117,918[J]			3,027[J]	3[J]
64,874	21,631[J]		31[J]	4,797[J]	28[J]	18,877[J]	79,267[J]	74,695	23,871[J]		30	4,994[J]	26[J]
43,707[P]	19,885[P]	96[P]	44[P]	1,831[P]	10[P]	19,345[P]	52,099[P]	49,199[P]	22,245[P]	94[P]	43[P]	2,900[P]	15[P]
							1,448[J,P]						
						2,329[P]	28,926[P]	4,178[P]	2,807[P]			478[P]	21[P]
441,802[J]	13,991[J,P]			4,261[J,P]	44[J,P]	19,450[J,P]	708,811	477,057[J]	22,892[J,P]			3,442[J,P]	18[J,P]
296,306[P]	27,924[P]	101[P]	10[P]	3,343[P]	11[P]	38,147[P]	323,797[P]	327,441[P]	34,504[P]	101[P]	11[P]	-3,643[P]	-10[P]
410,265[P]	4,934[P]			484[P]	11[P]	29,514[P]	570,931	478,143[P]	31,213[P]			1,695[P]	6[P]
677,567[J]	186,511[J,P]	73[J]		5,144[J,P]	3[J,P]	251,118[J,P]	1,011,594[J]	760,677[J]	254,990[J,P]			3,872[J,P]	2[J,P]
261,861		93		(18,377)		13,145[P]	329,904	309,804	14,866[P]	94		(20,100)	
							131,515[J]	14,664[J,P]					
155,460	15,635[P]		25[P]	-2,507[P]	-14[P]	39,076[P]	85,575[P]	180,462	35,075[P]		41[P]	-4,001[P]	-10[P]
							324,143[P]						
29,998						5,129[P]	6,992[P]	36,634	5,485[P]		78[P]	356[P]	7[P]
347,039		96		(14,453)		58,841	412,756	397,026	18,448[P]	96		(15,730)	
28,269[J,P]						10,351[P]	9,875[P]	36,781[J,P]	11,714[P]		119[P]	1,363[P]	13[P]

Michigan--General jurisdiction court--Pending and disposed data do not include misdemeanor or ordinance violation cases from the Recorder's Court of Detroit.
Limited jurisdiction court--No data were available for the Municipal Court located in Troy.
Minnesota--Limited jurisdiction court--No pending or filed data were available for other family criminal cases in the County Court.
Missouri--Limited jurisdiction court--No data were available for twenty locations of the Magistrate Court; another fourteen locations reported filings only.
Nevada--General jurisdiction court--Data were only available for the court located in the Second District (Washoe County). Approximately twenty-five percent of the total state population lives there.
New York--General jurisdiction court--Pending data do not include felony/misdemeanor indictments outside New York City.
Limited jurisdiction court--Pending and disposed data for the Criminal Court of the City of New York do not include ordinance violation cases.
Oklahoma--General jurisdiction court--Pending data do not include postconviction remedy cases.
Oregon--Limited jurisdiction courts--Data for the Justice Court were available for 26 of the 44 court locations. Data for the Municipal Court were available for 94 of the 170 court locations.
Tennessee--General jurisdiction court--Disposed data were not available for courts located in the ten counties serving as pilot sites for the new computerized information system.
Texas--All courts--All data reported in this table are based on an incomplete number of monthly reports. The reporting rates for the various courts were: District Court and Criminal District Court--ninety-eight percent; Constitutional County Court and County Court at Law--ninety-seven percent; Municipal Court--eighty-four percent; Justice of the Peace Court--seventy-seven percent.
Utah--Limited jurisdiction court--The only data that were available for the Justice Court covered the six-month period from January 1, 1977 to June 30, 1977. These data were available for 149 of the 179 justices of the peace in 769 individual monthly reports.
Washington--Limited jurisdiction court--No data were available for eleven locations of the Municipal Court.
West Virginia--Limited jurisdiction court--No data were received for three locations of the Magistrate Court; incomplete data were available for thirteen others.
Wyoming--General jurisdiction court--Pending and disposed data do not include cases filed before 1974.

[J]Explanation of data included in the category:
South Carolina--General jurisdiction court--Data reported include criminal cases handled by the South Carolina County Court and the Civil and Criminal Court, both of which are courts of limited jurisdiction.

[P]Data were not available for all courts in the state.

Table 29: Composition of criminal case filings in general jurisdiction courts, 1977. State and court. Criminal case categories

State and court title	Criminal cases filed: Felony	Misdemeanor	Felony/misdemeanor	Preliminary hearing	Ordinance violation	Appeal	Extraordinary writ	Postconviction remedy	Sentence review only	Other criminal	Total criminal
Alabama--Circuit Court	17,533[j]			NH	NH					NH	24,143
Alaska--Superior Court	752	32		NH	NH	130				168	1,082
Arizona--Superior Court	10,320	2,911[j]		NH	NH	(j)				NH	13,231
Arkansas--Circuit Court	8,041	5,733[j]		NH	NH	(j)					13,774
California--Superior Court	54,653	NH	NH	NH	NH	2,508					57,161
Colorado--District Court, Denver Superior Court, Denver Juvenile Court, and Denver Probate Court	10,882				NH	385				4,423	15,690
Connecticut--Superior Court			4,464			58	NH				4,522
Delaware--Superior Court			4,097[j]	NH	NH	(j)				NH	4,097
District of Columbia--Superior Court	3,417	12,872		7,786	3,098	NH				1,867	29,040
Florida--Circuit Court	91,901	NH	NH		NH	625				NH	92,526
Georgia--Superior Court	30,291	15,698			NH	NH	NH			NH	45,989
Guam--Superior Court	356		369								725
Hawaii--Circuit Court	1,656	297		NH	NH	NH				39	1,992
*Idaho--STATE TOTAL	2,937	21,001		5,410		96				NH	29,444
District Court	2,937	291		NH	NH	96				NH	3,324
Magistrates Division	NH	20,710		5,410						NH	26,120
*Illinois--Circuit Court	31,663	430,146		57,525		NH					519,334
Indiana--STATE TOTAL		16,147	16,710	2,016						15,266	50,139
Superior Court and Circuit Court		16,147	14,806	2,016						15,220	48,189
Criminal Court of Marion County			1,904							46	1,950
*Iowa--District Court	18,542	67,384		21,062	83,375						190,363
Kansas--District Court	9,444	9,350		NH	NH	1,041					19,835
Kentucky--Circuit Court			12,699[j]	NH	NH	974	(j)			NH	13,673
Louisiana--District Court											236,010
Maine--Superior Court	3,094	2,523		NH	(j)		NH	NH	NH	521[j]	6,138
Maryland--Circuit Court			37,564	NH	NH	5,304		441	322		43,631
Massachusetts--Superior Court											35,254
Michigan--STATE TOTAL	37,787	6,783			79,668	558					124,796
Circuit Court	25,614			NH	NH	558					26,172
Recorder's Court of Detroit	12,173	6,783			79,668	NH	NH				98,624
Minnesota--District Court					NH						10,012
Mississippi--Circuit Court	6,729			NH	NH	(j)				713[j]	
Missouri--Circuit Court and Court of Common Pleas				NH	NH						18,130
Montana--District Court					NH						
Nebraska--District Court	3,804[j]	(j)			NH	2,757[k]					6,561
Nevada--District Court[l]			1,448	NH	NH						1,448
New Hampshire--Superior Court			4,171		NH	2,821				NH	6,992
New Jersey--Superior Court (Law Division and Chancery Division) and County Court	25,748				NH	3,063	227				29,038
New Mexico--District Court			4,656		NH						4,656
New York--Supreme Court and County Court			31,395	NH	NH					NH	
North Carolina--Superior Court	29,584			NH	NH	21,680				NH	51,264
North Dakota--District Court	901		33	NH	NH	100	12			37	1,083
Ohio--Court of Common Pleas	30,835	NH	NH	NH	NH	NH		NH	NH	NH	30,835
Oklahoma--District Court	20,819	37,456			NH	636		378			59,289
Oregon--Circuit Court		NH	NH		NH						

State and court title	Criminal cases filed: Felony	Misdemeanor	Felony/misdemeanor	Preliminary hearing	Ordinance violation	Appeal	Extraordinary writ	Postconviction remedy	Sentence review only	Other criminal	Total criminal
Pennsylvania--Court of Common Pleas			63,045			9,167		846			73,058
Puerto Rico--Superior Court	12,209	10,400		899	NH	(j)	NH				23,508
Rhode Island--Superior Court	2,267	601			NH	285					3,153
South Carolina--Circuit Court			30,829	NH							30,829
South Dakota--Circuit Court											
Tennessee--Circuit Court and Criminal Court	14,366	4,678	11,018	NH	NH						30,062
Texas--District Court and Criminal District Court[i]	68,836[j]	5,985[j]			NH	NH		1,444[j]		5,573[j]	81,838[j]
Utah--District Court			2,759	NH	NH	593					3,352
Vermont--Superior Court	51	1			NH	(j)		19		NH	71[j]
Virginia--Circuit Court	27,762	21,482		NH	NH		422			NH	49,666
Washington--Superior Court			10,738	NH	NH	3,403	NH			NH	14,141
West Virginia--Circuit Court				NH	NH						9,875
Wisconsin--Circuit Court and and County Court											
Wyoming--District Court	1,284	NH	NH	NH	NH						1,284

Note: All available data are entered in the table. Blank spaces indicate that the data are not available.

X = The data for this casetype are known to be included in the total but were not available by category.
NH = This casetype is not handled by this court.

*These states have a single-tier trial court. These courts have no limited jurisdiction courts under them, so included in their caseload are cases that would be heard by limited jurisdiction courts elsewhere.

[i]Data are not complete:
Alabama--Felony filings only include indictments. All felony cases are included in the total criminal figure.
Nevada--Data are available for only one district--the Second District (Washoe County). This county contains 25 percent of the total state population.
South Dakota--No data are included for cases heard by the lawyer magistrates or lay magistrate/clerks who serve this court.
Texas--The figures reported for this court are based on an incomplete number of monthly reports. The reporting rate was ninety-eight percent.
Vermont--Criminal appeals data could not be separated from the more numerous civil appeals data, and, as a result, are not included in the total reported here.

[j]Explanation of data included in the category:
Arizona--Appeal data are included in the misdemeanor figures.
Arkansas--Appeal data are included in the misdemeanor figures.
Delaware--Appeal data are included in the felony/misdemeanor figures.
Kentucky--Extraordinary writs data are included in the felony/misdemeanor figures.
Maine--Ordinance violation data are included in the other criminal figures.
Mississippi--Appeal data are included in the other criminal figures.
Nebraska--The felony category may include a few misdemeanor cases.
Puerto Rico--Appeal data are included in all the other listed categories by casetype. There were 306 criminal appeals filed. These are not listed separately to avoid double counting.

[k]Additional information:
Nebraska--Figures for criminal appeals include some civil appeals cases, also.

Table 30: Composition of criminal case dispositions in general jurisdiction courts, 1977. State and court. Criminal case categories

State and court title	Criminal cases disposed										
	Felony	Misdemeanor	Felony/misdemeanor	Preliminary hearing	Ordinance Violation	Appeal	Extraordinary writ	Postconviction remedy	Sentence review only	Other criminal	Total criminal
Alabama--Circuit Court				NH	NH					NH	23,443
Alaska--Superior Court	764			NH	NH						1,002
Arizona--Superior Court	10,268	2,975		NH	NH	(J)				NH	13,243
Arkansas--Circuit Court	7,710	6,027[J]		NH	NH	(J)					13,737
California--Superior Court	49,111	NH	NH	NH	NH	2,267					51,378
Colorado--District Court, Denver Superior Court, Denver Juvenile Court, and Denver Probate Court					NH						13,880
Connecticut--Superior Court			4,486			53	NH				4,539
Delaware--Superior Court			3,860[J]	NH	NH	(J)				NH	3,860
*District of Columbia--Superior Court	3,405	13,349		7,815	2,997					1,863	29,429
Florida--Circuit Court	80,162	NH	NH		NH	459				NH	80,621
Georgia--Superior Court	27,665[I]	14,549[I]			NH	NH	NH			NH	42,214[I]
Guam--Superior Court	310		750								1,060
Hawaii--Circuit Court	1,271	235		NH	NH	NH				24	1,530
*Idaho--STATE TOTAL	2,754	20,835		5,160		100				NH	28,849
District Court	2,754	325		NH	NH	100				NH	3,179
Magistrates Division		20,510		5,160						NH	25,670
Illinois--Circuit Court	31,462	389,830			55,495	NH					476,787
Indiana--STATE TOTAL		13,696	18,836	1,992						16,261	50,785
Superior Court and Circuit Court		13,696	16,819	1,992						16,210	48,717
Criminal Court of Marion County			2,017							51	2,068
*Iowa--District Court	17,880	69,624		20,604	86,682						194,790
Kansas--District Court	7,276	6,009		NH	NH	1,127					14,412
Kentucky--Circuit Court				NH	NH					NH	
Louisiana--District Court											
Maine--Superior Court	2,346	2,042		NH	(J)		NH	NH	NH	463[J]	4,851
Maryland--Circuit Court			35,231	NH	NH	5,304		417	332		41,284
Massachusetts--Superior Court											40,850
Michigan--STATE TOTAL	41,982	6,161				579					48,722[I]
Circuit Court	25,737			NH	NH	579					26,316
Recorder's Court of Detroit	16,245	6,161				NH	NH				22,406[I]
Minnesota--District Court					NH						9,821
Mississippi--Circuit Court				NH	NH						
Missouri--Circuit Court and Court of Common Pleas				NH	NH						18,047
Montana--District Court					NH						
Nebraska--District Court	3,476[J]	(J)			NH	2,016[K]					5,492
Nevada--District Court[I]				NH	NH						
New Hampshire--Superior Court			4,488		NH					NH	
New Jersey--Superior Court (Law Division and Chancery Division) and County Court	24,648				NH	3,336	226				28,210
New Mexico--District Court			4,178		NH						4,178
New York--Supreme Court and County Court			35,255	NH	NH					NH	35,255
North Carolina--Superior Court	28,819			NH	NH	21,168				NH	49,987
North Dakota--District Court	865		39	NH	NH	94	13			45	1,056
Ohio--Court of Common Pleas	31,135	NH	NH	NH	NH	NH		NH	NH	NH	31,135
Oklahoma--District Court	18,174	34,386			NH	416		268			53,244
Oregon		NH	NH		NH						
Pennsylvania--Court of Common Pleas			58,606			8,528		743			67,877
Puerto Rico--Superior Court	14,365	9,744		893	NH	(J)	NH				25,002
Rhode Island--Superior Court					NH						
South Carolina--Circuit Court			29,670	NH							29,670
South Dakota--Circuit Court	2,398	89,639									92,037
Tennessee--Circuit Court and Criminal Court	14,294[I]	4,917[I]		NH	NH						19,211[I]
Texas--District Court and Criminal District Court[I]	72,092[I]	5,211[I]			NH	NH		1,554[I]		4,253[J]	83,110[I]
Utah--District Court			2,606	NH	NH	393					2,999
Vermont--Superior Court	35	0			NH	(I)		21		NH	56[I]
Virginia--Circuit Court	27,876	19,658		NH	NH		409			NH	47,943
Washington--Superior Court				NH	NH		NH			NH	14,664
West Virginia--Circuit Court											8,512
Wisconsin--Circuit Court and County Court			73,664								
Wyoming--District Court	1,352[I]	NH	NH	NH	NH					62,913	136,577
											1,352[I]

Note: All available data are entered in the table. Blank spaces indicate that the data are not available.

X = The data for this casetype are known to be included in the total but were not available by category.
NH = This casetype is not handled by the court.

*These states have a single-tier trial court. These courts have no limited jurisdiction courts under them, so included in their caseload are cases that would be heard by limited jurisdiction courts elsewhere.

[I]Data are not complete:
Georgia--Disposition data include cases filed after July 1, 1970. Cases filed before that date have not been entered into the computerized information system so data on them are not available.
Michigan--Disposed data for the Recorder's Court of Detroit and for the state total do not include ordinance violations.
Nevada--Data are available for only one district--the Second District (Washoe County). This county contains 25 percent of the total state population.
South Dakota--No data are included for cases heard by the lawyer magistrates or lay magistrate/clerks who serve this court.
Tennessee--No data are included for courts in ten counties selected as pilot sites for the new computerized statistical information system.
Texas--The figures reported for this court are based on an incomplete number of monthly reports. The reporting rate was ninety-eight percent.
Vermont--Criminal appeals data could not be separated from the more numerous civil appeals data, and, as a result, are not included in the total reported here.
Wyoming--Disposition data do not include cases filed prior to 1974.

[J]Explanation of data included in the category:
Arizona--Appeal data are included in the misdemeanor figures.
Arkansas--Appeal data are included in the misdemeanor figures.
Delaware--Appeal data are included in the felony/misdemeanor figures.
Kentucky--Extraordinary writs data are included in the felony/misdemeanor figures.
Maine--Ordinance violation data are included in the other criminal figures.
Mississippi--Appeal data are included in the other criminal figures.
Nebraska--The felony category may include a few misdemeanor cases.
Puerto Rico--Appeal data are included in all the other listed categories by casetype. There were 306 criminal appeals filed. These are not listed separately to avoid double counting.

[K]Additional information:
Nebraska--Figures for criminal appeals include some civil appeals, also.

Table 31: Felony caseflow for general jurisdiction courts, 1977.
State adult population within unit of count groupings. Courts reporting felony caseflow.
Disposed and end pending as a percent of filed. Number and percent change in pending. Filed per 100,000 adult population

State, court title, and unit of count	Adult population in thousands	Beginning pending	Filed	Disposed	End pending	As percent of filed: Disposed	As percent of filed: End pending	Change in pending: Number	Change in pending: Percent	Filed per 100,000 population
Informations, indictments, complaints										
Alaska--Superior Court[6]	259	433	752	764	399	102	53	-34	-8	290
Arkansas--Circuit Court[6]	1,493	5,454	8,041	7,710	5,785	96	72	331	6	539
Guam--Superior Court[7]		173	356	310	219	87	62	46	27	
Illinois--Circuit Court[7]	7,863	20,511	31,663	31,462	20,355	99	64	-156	<-1	403
Iowa--District Court[6]	2,042	11,422[j]	18,542	17,880	12,078[j]	96	96	656[j]	6[j]	908
Kansas--District Court[k,7]	1,668	1,767	9,444	7,276	3,935	77	42	2,168[k]	123[k]	565
Maine--Superior Court[7]	756	815	3,094	2,346	1,563	76	51	748	92	409
Mississippi--Circuit Court[6]	1,575		6,729							427
New Jersey--Superior Court (Law Division) and County Court[6]	5,208	28,724	25,748	24,648	29,824	96	116	1,100	4	494
North Dakota--District Court[6]	449		901	865		96		(36)		201
Oklahoma--District Court[6]	1,990	18,275	20,819	18,174	20,920	87	100	2,645	14	1,046
Oregon--Circuit Court[1,11]	1,704	4,719	14,174	14,119	4,774	100	34	55	1	832
Rhode Island--Superior Court[6]	672		2,267							337
South Dakota--Circuit Court[1,6]	476			2,298[l]						(5043)[l]
Tennessee--Circuit Court and Criminal Court[6]	3,020	6,922	14,366	14,294	6,964	99	48	42	<1	476
Vermont--STATE TOTAL	335	944	2,670	2,580	1,034	97	39	90	10	797
Superior Court[6]	--	9	51	35	25	69	49	16		15
District Court[7]	--	935	2,619	2,545	1,009	97	39	74	8	782
Wyoming--District Court[1,6]	278	687[l]	1,284	1,352[l]	609[l]			-78[l]	-11[l]	462
Number of defendants										
Alabama--Circuit Court,[8]	2,542		17,533[l]							690[l]
Arizona--Superior Court[8]	1,567	4,839	10,320	10,268	7,891	99	76	52	1	659
California--Superior Court[8]	15,632		54,653	49,111		90		(5,542)		350
Colorado--District Court[8]	1,846		10,882							589
District of Columbia--Superior Court[9]	499	1,476	3,477	3,405	1,488	100	44	12	<1	685
Florida--Circuit Court[9]	6,233		91,901	80,162		87		(11,739)		1,474
Georgia--Superior Court[1,9]	3,435	13,405[l]	30,291	27,665[l]	16,031[l]			2,626[l]	20[l]	882
Hawaii--Circuit Court[8]	613	1,622	1,656	1,271	2,007	77	121	385	24	270
Idaho--District Court[8]	575	919	2,037	2,754	1,102	94	38	183	20	511
Michigan--STATE TOTAL	6,290	18,664	37,787	41,982	14,804	111	39	-3,860	-21	601
Circuit Court[9]	--	12,128	25,614	25,737	12,005	100	47	-123	-1	407
Recorder's Court of Detroit[9]	--	6,536	12,173	16,245	2,799	133	23	-3,737	-57	194
Nebraska--District Court[10]	1,096	762	3,804	3,476	1,090	91	29	328	43	347
Ohio--Court of Common Pleas[9]	7,497	6,880	30,835	31,135	6,580	101	21	-300	-4	411
Texas--District Court and Criminal District Court[8]	9,756	56,096[l]	68,836[l]	72,092[l]	52,840[l]	105[l]	77[l]	-3,256[l]	-6[l]	786[l]
Virginia--Circuit Court[8]	3,614	8,655	27,762	27,876	8,541	100	31	-114	-1	768
Number of charges										
Puerto Rico--Superior Court[10]		12,989	12,209	14,365	10,833	118	89	-2,156	-17	
No consistent definition										
North Carolina--Superior Court,[12]	3,861	10,608	29,584	28,819		97		(765)		766

Note: All available data are entered in the table and all appropriate calculations are included. Blank spaces indicate that either the data are not available or the calculations were not appropriate.
-- = Not applicable.

[l]Data are not complete:
Alabama--Data reported only include felony indictments; data on miscellaneous felony cases were not available.
Georgia--Pending and disposed data for this court do not include cases filed before July 1, 1970.
South Dakota--No data were available on cases heard by the lawyer magistrates and lay magistrate/clerks who also serve this court.
Texas--Data contained in this table are based on a less than complete number of monthly reports received for this court. The reporting rate was ninety-eight percent.
Wyoming--Pending and disposed data do not include cases filed before 1974.

[j]Explanation of data included in the total:
Iowa--Pending data include appeals cases in addition to the felony cases.

[k]Additional information:
Kansas--Most of the trial courts in Kansas were unified on January 10, 1977, in the middle of the 1977 court year. As a result, cases from the courts that were eliminated were added to the caseload of the District Court, resulting in the large jump in its caseload during the year.

[6]The criminal case unit of count is the number of informations or indictments.
[7]The criminal case unit of count is the number of informations, indictments, or complaints.
[8]The criminal case unit of count is the number of defendants on the information, or indictment.
[9]The criminal case unit of count is the number of defendants on the information, indictment, or complaint.
[10]The criminal case unit of count is the number of charges.
[11]The criminal case unit of count is the case number assigned to the information, indictment, or complaint at arraignment.
[12]The criminal case unit of count is not consistent statewide.

Table 32: Misdemeanor caseflow for trial courts, 1977.
State adult population within unit of count groupings. Courts reporting misdemeanor caseflow.
Disposed and end pending as a percent of filed. Number and percent change in pending. Filed per 100,000 adult population

State, court title, and unit of count	Adult population in thousands	Beginning pending	Filed	Disposed	End pending	As percent of filed: Disposed	As percent of filed: End pending	Change in pending: Number	Change in pending: Percent	Filed per 100,000 population
Informations, indictments, complaints										
Alaska--STATE TOTAL	259		15,044	1,320[p]						5,808
Superior Court[6]	--		32							12
District Court[7]	--		13,533							5,225
Magistrates Court[7]	--		1,479	1,320		89		(159)		571
Arkansas--STATE TOTAL	1,493	3,465[p]	130,315[l]	6,027[p]	3,171[p]			-294[p]	-8[p]	8,728[l]
Circuit Court[6]	--	3,465[j]	5,733[j]	6,027[j]	3,171[j]	105[j]	55[j]	-294[j]	-8[j]	384[j]
Municipal Court[1,7]	--		113,761[l]							7,620[l]
City Court, Police Court, and Justice of the Peace Court[1,7]	--		10,821[l]							725[l]
Guam--Superior Court[7]		523	369	750	142	203	38	-381	-73	
Illinois--Circuit Court[7]	7,863	33,799[l]	430,146[j]	389,830[j]	33,123[l]	91		-676[l]	-2[l]	5,471[j]
Indiana--STATE TOTAL	3,705	24,904	105,933	79,992	50,845	76	48	25,941	104	2,859
Superior Court and Circuit Court[7]	--	3,489	16,142	13,696	5,940	85	37	2,451	70	436
County Court[7]	--	6,663	31,357	28,011	9,989	89	32	3,326	50	846
Municipal Court of Marion County[7]	--	14,729	58,423	38,244	34,909	65	60	20,179	137	1,577
Juvenile Court of Marion County[7]	--	23	26	41	?	158	31	-15	-65	<1
Iowa--District Court[6]	2,042	8,850[l]	67,384	69,624	6,616[l]	103		(-2,249)		3,300
Kansas--District Court[7]	1,668	332	9,350	6,009	3,673	64	39	3,341	1,006	561
Maine--Superior Court[7]	756	722	2,523	2,042	1,203	81	48	481	67	334
Massachusetts--STATE TOTAL	4,157		231,588[l]							5,571[l]
District Court[7]	--		200,888[l]							4,833[j]
Boston Municipal Court[7]	--		25,924							624
Housing Court[7]	--		4,742							114
Juvenile Court[7]	--		34[l]							<1[l]
Missouri--St. Louis Court of Criminal Correction[7]	3,432		15,877[j]	12,922		81		(2,955)		463[j]
Nebraska--County Court[7]	1,096	12,199	32,388	30,833	13,754	95	43	1,555	13	2,955
New Mexico--Magistrate Court[6,7]	787		15,572							1,979
North Dakota--STATE TOTAL	449		16,354	13,299		81		(3,055)		3,642
District Court[6]	--		33	39		118		(-6)		7
County Court with increased Jurisdiction[1,7]	--		11,030	8,538		77		(2,492)		2,457
County Justice Court[1,7]	--		5,291	4,722		89		(569)		1,178
Oklahoma--District Court[6]	1,990	15,455	37,456	34,386	18,529	92	49	3,074	20	1,882
Oregon--STATE TOTAL	1,704	876[l]	42,642[l]	39,304[l]	1,133[l]	92[l]		257[l]	29[l]	2,502[l]
District Court[1,11]	--		36,555	33,474		92		(3,081)		2,145
Justice Court[1,11]	--	876[l]	6,087[l]	5,830[l]	1,133[l]	96[l]	19[l]	257[l]	29[l]	357[l]
Rhode Island--STATE TOTAL	672		23,812	25,881[p]						3,543
Superior Court[6]	--		601							89
District Court[7]	--		23,211[j]	25,881[j]		112[j]		(-2,670)[j]		3,454[j]
South Carolina--Magistrate Court[6]	1,947		60,314							3,098
South Dakota--Circuit Court[1,6]	476			89,639[l]						(18,832)[l]
Tennessee--Circuit Court and Criminal Court[6]	3,020		4,678	4,917		105		(-239)		155
Utah--STATE TOTAL	804		18,087[l]							2,250[l]
Juvenile Court	--		270							34
City Court[7]	--		9,103[j]							1,132[j]
Justice of the Peace Court	--		8,714[l]							1,084[l]
Vermont--STATE TOTAL	335	3,248	15,370	15,476	3,142	101	20	-106	-3	4,588
Superior Court[6]	--	0	1	0	1					<1
District Court[7]	--	3,248	15,369	15,476	3,141	101	20	-107	-3	4,578
West Virginia--Magistrate Court[13]	1,309			25,126[l]						(1,919)[l]
Number of defendants										
Arizona--STATE TOTAL	1,567	1,018[p]	20,462[l]	2,975[p]	954[p]			-64[p]	-6[p]	1,306[l]
Superior Court[1,8]	--	1,018[l]	2,911[j]	2,975[j]	954[j]	102[j]	33[j]	-64[j]	-6[j]	186[j]
Justice of the Peace[1,9]	--		17,551[l]							1,120[l]
California--STATE TOTAL	15,632		597,991	561,660		94		(36,331)		3,825
Justice Court[1,9]	--		57,543	51,663		90		(5,880)		368
Municipal Court[9]	--		540,448	509,997		94		(30,451)		3,457
Colorado--County Court[1,9]	1,846	11,743	26,247	25,506	12,484	97	48	741	6	1,422
Connecticut--Court of Common Pleas[9]	2,237	20,964	86,878	91,044	16,798	105	19	-4,166	-20	3,884
District of Columbia--Superior Court[8,9]	499	3,221	12,872	13,349	2,744	104	21	-477	-15	2,580
Florida--County Court[b,9]	6,233		195,653	159,468		82		(36,185)		3,139
Georgia--STATE TOTAL	3,435	8,423[p]	82,521[l]	73,903[l]	9,572[p]	90[l]		(8,618)[l]		2,402[l]
Superior Court[c,1,9]	--	8,423[l]	15,698	14,549[l]	9,572[l]	93[l]	61[l]	1,149[l]	14[l]	457
State Court and County Court[9]	--		63,353[l]	59,853[l]		88[l]		(7,500)[l]		1,844[l]
Probate Court[9]	--		3,470	3,501		101		(-31)		101

Note: All courts in Louisiana and Hawaii are displayed in the number of defendants grouping because this is the unit of count grouping for the general jurisdiction court in both of these states.
All available data are entered in the table and all appropriate calculations are included. Blank spaces indicate that either the data are not available or the calculations were not appropriate.

-- = Not applicable.

[6]The criminal case unit of count is the number of informations or indictments.
[7]The criminal case unit of count is the number of informations, indictments, or complaints.
[8]The criminal case unit of count is the number of defendants on the information or indictment.
[9]The criminal case unit of count is the number of defendants on the information, indictment, or complaint.
[10]The criminal case unit of count is the number of charges.
[11]The criminal case unit of count is the case number assigned to the information, indictment, or complaint at arraignment.
[12]The criminal case unit of count is not consistent statewide.
[13]The criminal case unit of count is the number of warrants issued.

Preceding page blank

State, court title, and unit of count	Adult population in thousands	Beginning pending	Filed	Disposed	End pending	As percent of filed: Disposed	As percent of filed: End pending	Change in pending: Number	Change in pending: Percent	Filed (disposed) per 100,000 population
Number of defendants (continued)										
Hawaii--STATE TOTAL	613	468[P]	297[P]	16,037	530[P]			62[P]	13[P]	(2,616)
Circuit Court[8]	--	468	297	235	530	79	178	62	13	48
District Court[10]	--			15,802						(2,578)
Idaho--STATE TOTAL	575	4,025	21,001	20,835	4,191	99	20	166	4	3,652
District Court[8]	--	77	291	325	43	112	15	-34	-44	51
Magistrates Division[8,9]	--	3,948	20,710	20,510	4,148	99	20	200	5	3,602
Maryland--District Court[9]	2,920		111,688	10[I]						3,825
Michigan--Recorder's Court of Detroit[9]	6,290		6,783	6,161		91		(622)		108
New York--STATE TOTAL	12,840		101,081[P]	139,995[I,P]						787[P]
District Court and City Court[1,9]	--			45,467[I]						(354)[I]
Criminal Court of the City of New York	--		101,081							787
Town and Village Court[9]	--			94,528						(736)
Ohio--STATE TOTAL	7,497	27,344	252,596	255,666	24,274	101	10	-3,070	11	3,369
County Court[8]	--	2,634	23,051	23,043	2,646	100	11	12	<1	307
Municipal Court[8]	--	24,710	229,545	232,623	21,629	101	9	-3,081	-12	3,062
Pennsylvania--Philadelphia Municipal Court[8]	8,512	3,693	40,293	39,734	3,858	99		165	4	473
Texas--STATE TOTAL	8,756	186,842[I,P]	887,348[I]	682,778[I]	192,760[I,P]			5,918[P]	3[P]	10,134[I]
District Court and Criminal District Court[1,8]	--	5,475[I]	5,985[I]	5,211[I]	6,249[I]	87[I]	104[I]	774[I]	14[I]	68[I]
County Court at Law and Constitutional County Court[1,9]	--	181,367[I,J]	138,809[I]	182,058[I,J]	186,511[I,J]			5,144[I,J]	3[I,J]	1,585[I]
Municipal Court[1,9]	--		420,020[I]	280,217[I]		67[I]		(139,803)[I]		4,797[I]
Justice of the Peace Court[1,8]	--		322,534[I]	215,292[I]		67[I]		(107,242)[I]		3,684[I]
Virginia--Circuit Court[8]	3,614	4,465	21,482	19,658	6,289	92	29	1,824	41	594
Washington--District Court and Justices of the Peace[9]	2,614		67,264							2,573
Number of charges										
Delaware--STATE TOTAL	408	944[P]	23,648[P]	7,507[P]	990[P]			46[P]	5[P]	5,796[P]
Court of Common Pleas[8,10]	--	944	6,525	6,279	990	99	16	46	5	1,550
Aldermen's Court[10]	--			1,228						(301)
Justice of the Peace Court[10]	--		17,323							4,246
Puerto Rico--STATE TOTAL		19,010	56,927	56,810	19,127	100	34	117	<1	
Superior Court[10]	--	7,526[J]	10,400[J]	9,744[J]	8,182[J]	94[J]	79[J]	656[J]	9[J]	
District Court[10]	--	11,484	46,527	47,066	10,945	101	24	-539	-5	
No consistent definition										
Minnesota--County Court[1,2]	2,783	10,844	36,766	33,035	14,575	90	40	3,731	34	1,321
New Hampshire--STATE TOTAL	595			27,205						(4,572)
District Court[1,2]	--			25,577						(4,299)
Municipal Court[1,2]	--			1,628						(274)

[1]Data are not complete:
Arizona--Justices of the Peace--Incomplete data were reported for ten court locations.
Arkansas--Municipal Court--No data were available for nine counties; six months of data were available for six others.
City Court, Police Court, and Justice of the Peace Court--No data were available for forty-five court locations; six months of data were available for two others.
Georgia--Superior Court--Pending and disposed cases include only cases that were filed after July 1, 1970 when a new computerized information system was started.
State Court--No data were available for the State Court of DeKalb County.
Illinois--Pending data do not include data from Cook County.
Iowa--Pending data do not include figures for nonindictable state cases, and do not include "regular criminal" cases.
Maryland--District Court--Disposed data include adult offenses against juveniles.
Massachusetts--Juvenile Court--No data were available for misdemeanor cases handled by the court located in Worcester.
New York--District Court and City Court--No data were available for three court locations; incomplete data were available for ten others.
Oregon--Justice Court--No data were reported for eighteen of the forty-four court locations.
South Dakota--No data are included for the cases handled by lawyer magistrates or lay magistrate/clerks in this court.
Texas--Data reported for all courts are based on incomplete response from the various court locations. The response rates for the various courts were: District Court, Criminal District Court, Domestic Relations Court, and Juvenile Court--ninety-eight percent; Constitutional County Court, County Court at Law and Probate Court--ninety-seven percent; Municipal Court--eighty-four percent; and Justice of the Peace Court--seventy-seven percent.
Utah--Justice Court--Data were reported for a six-month period only.
West Virginia--No data were reported for three court locations; incomplete data were reported for thirteen others.

[J]Explanation of data included in the category:
Arizona--Superior Court--Data given for misdemeanor cases also includes criminal appeals from lower courts and other nonfelony criminal cases.
Arkansas--Circuit Court-- Misdemeanor cases are generally appeals trial de novo from lower courts.
Illinois-- Misdemeanor cases include ordinance violation, conservation violation, and felony preliminary hearing cases in Cook County.
Massachusetts--District Court--Data given for misdemeanor cases also includes some felony cases. A maximum 5-year sentence may be given for those felony cases.
Missouri-- Misdemeanor filing data include 12,248 license cases.
Puerto Rico--Superior Court--The data given here also include appeals of misdemeanor cases filed in the court.
Rhode Island--District Court--Data given for misdemeanor cases include traffic cases that were not handled by the Administrative Adjudication Division of the Department of Transportation.
Texas--County Court at Law and Constitutional County Court--Pending and disposed data also include criminal appeal cases.
Utah--City Court--Data given for misdemeanor cases include state misdemeanors and preliminary hearings on felony cases.

[P]Data were not available for all courts in the state.

Table 33: Combined felony and misdemeanor caseflow, 1977.
State adult population within unit of count groupings. Courts reporting felony, misdemeanor, or felony/misdemeanor caseflow. Disposed and end pending as a percent of filed. Number and percent change in pending. Filed per 100,000 adult population

State, court title, and unit of count	Adult population in thousands	Beginning pending	Filed	Disposed	End pending	As percent of filed: Disposed	As percent of filed: End pending	Change in pending: Number	Change in pending: Percent	Filed per 100,000 population
Informations, indictments, complaints										
Alaska--STATE TOTAL	259	433[1]P	15,796	2,084[1]P	399[1]P			-34[1]P	-8[1]P	6,099
Superior Court[6]	--	433[1]	784	764[1]	399[1]			-34[1]	-8[1]	303
District Court[7]	--		13,533							5,225
Magistrates Court[7]	--		1,479	1,320		89		(159)		571
Arkansas--STATE TOTAL	1,493	8,915[2]P	138,356[1]	13,737[2]P	8,,56[2]P			37[2]P	<1[2]P	9,267[1]
Circuit Court[8]	--	8,915[1]	13,774[1]	13,737[1]	8,956[1]	100[1]	65[1]	32[1]	<1[1]	923[1]
Municipal Court[1,7]	--		113,761[1]							7,620[1]
City Court and Police Court and Justice of the Peace Court[1,7]	--		10,821[1]							725[1]
Guam--Superior Court[7]		696	725	1,060	361	146	50	-335	-48	
Illinois--Circuit Court[1]	7,863	54,510[1]	461,809[1]	421,293[1]	53,478[1]	91[1]		-832[1]	-2[1]	5,873[1]
Indiana--STATE TOTAL	3,709	43,419	122,643	98,828	67,234	81	55	23,815	55	3,310
Superior Court and Circuit Court[7]	--	21,148	30,953	30,515	21,586	99	70	438	2	835
Criminal Court of Marion County[7]	--	856	1,904	2,017	743	106	39	-113	-13	51
County Court[7]	--	6,663	31,337	28,011	9,989	89	32	3,326	50	846
Municipal Court of Marion County[7]	--	14,729	58,423	38,244	34,908	65	60	20,179	137	1,577
Juvenile Court of Marion County[7]	--	23	26	41	8	158	31	-15	-65	<1
Iowa--District Court[7]	2,042	20,272[1]	85,926[1]	87,504[1]	18,694[1]	103[1]	22[1]	-1,578[1]	-8[1]	4,208[1]
Kansas--District Court[7]	1,668	2,099	18,794	13,285	7,608	71	40	5,509	262	1,127
Kentucky--Circuit Court[6]	2,408		12,695[1]							527[1]
Maine--Superior Court[7]	756	1,537	5,617	4,388	2,766	78	49	1,229	80	743
Maryland--STATE TOTAL	2,920		149,237	35,231[1]P						5,111
Circuit Court[6]	--		37,549	35,221		94		(2,328)		1,286
District Court[9]	--		111,688	10[1]						3,825
Massachusetts--STATE TOTAL	4,157		231,588[1]P							5,571[1]P
District Court[7]	--		200,888							4,833
Boston Municipal Court[7]	--		25,924							624
Housing Court[7]	--		4,742							114
Juvenile Court[1,7]	--		34[1]							<1[1]
Mississippi--Circuit Court[6]	1,575		6,729							427
Missouri--STATE TOTAL	3,432	9,918[2]P	34,017	30,969	10,001[2]P	91		(-3,048)		991
Circuit Court and Court of Common Pleas[6]	--	9,918[1]	18,130[1]	18,047[1]	10,001[1]	100[1]	55[1]	83[1]	<1[1]	528[1]
St. Louis Court of Criminal Correction[7]	--		15,887[1]	12,922		81		(2,965)		463[1]
New Jersey--Superior Court (Law Division) and County Court[6]	5,208	28,724	25,748	24,648	29,824	96	116	1,100	4	494
North Dakota--STATE TOTAL	449		17,255	14,164		82		(3,091)		3,843
District Court[6]	--		934	904		97		(30)		208
County Court with increased jurisdiction[1,7]	--		11,030	8,538		77		(2,492)		2,457
County Justice Court[1,7]	--		5,291	4,722		89		(569)		1,178
Oklahoma--District Court[6]	1,990	33,730	58,275	52,560	39,449	90	68	5,719	17	2,928
Oregon--STATE TOTAL	1,704	5,595[1]P	56,816[1]	53,429[1]	5,907[1]P	94[1]		312[1]P	6[1]P	3,334[1]
Circuit Court[1]	--	4,719	14,174	14,119	4,774	100	34	55	1	832
District Court[1]	--		36,555	33,474		92		(3,081)		2,145
Justice Court[1,11]	--	876[1]	6,087[1]	5,830[1]	1,133[1]	96[1]	19[1]	257[1]	29[1]	357[1]
Rhode Island--STATE TOTAL	672		26,079	25,881[1]P						3,881
Superior Court[6]	--		2,868							427
District Court[7]	--		23,211[1]	25,881[1]		112[1]		(-2,670)[1]		3,454[1]
South Carolina--STATE TOTAL	1,947	8,618[2]P	91,143	29,670[2]P	9,777[2]P			1,159[2]P	13[2]P	4,681
Circuit Court, County Court, and Civil and Criminal Court[6]	--	8,618	30,829	29,670	9,777	97	32	1,159	13	1,583
Magistrate Court[6]	--		60,314							3,098
South Dakota--Circuit Court[1,6]	476			92,037						(19,336)
Tennessee--Circuit Court and Criminal Court[6]	3,030		30,062	19,211[1]						995
Utah--STATE TOTAL	804		20,846[1]	2,606[2]						2,593[1]
District Court[7]	--		2,759	2,606		94		(153)		343
Juvenile Court	--		270							34
City Court[7]	--		9,103							1,132
Justice of the Peace Court	--		8,714[1]							1,084[1]
Vermont--STATE TOTAL	335	4,192	18,040	18,056	4,176	100	23	-16	<-1	5,385
Superior Court[6]	--	9	52	35	26	67	50	17		16
District Court[7]	--	4,183	17,988	18,021	4,150	100	23	-33	-1	5,370
West Virginia--Magistrate Court	1,309			28,269[1]						(2,160)[1]
Wisconsin--Circuit Court and County Court[6]	3,251			73,664						(2,266)
Wyoming--District Court[1,6]	278	687[1]	1,274	1,352[1]	609[1]			-78[1]	-11[1]	458
Number of defendants										
Alabama--Circuit Court[12]	2,542		17,533[1]							690[1]
Arizona--STATE TOTAL	1,567	5,857[2]P	30,782[1]	13,243[2]P	5,845[2]P			-12[2]P	<-1[2]P	1,964[1]
Superior Court[6]	--	5,857[1]	13,251[1]	13,243[1]	5,845[1]	100[1]	44[1]	-12[1]	<-1[1]	844[1]
Justices of the Peace[1,9]	--		17,551[1]							1,120[1]
California--STATE TOTAL	15,632		652,644	610,771		94		(41,873)		4,175
Superior Court[8]	--		54,653	49,111		90		(5,542)		350
Justice Court[9]	--		57,543	51,663		90		(5,880)		368
Municipal Court[9]			540,448	509,957		94		(30,451)		3,457

State, court title, and unit of count	Adult population in thousands	Beginning pending	Filed	Disposed	End pending	As percent of filed: Disposed	As percent of filed: End pending	Change in pending: Number	Change in pending: Percent	Filed (Disposed) per 100,000 population
Number of defendants (continued)										
Colorado--STATE TOTAL	1,846	11,743P	37,129	25,505P	12,484P			741P	6P	2,011
District Court[9]	--		10,882							589
County Court[1,9]	--	11,743	26,247	25,506	12,484	97	48	741	6	1,422
Connecticut--STATE TOTAL	2,237	24,812	91,342	95,530	20,624	105	23	-4,188	-17	4,083
Superior Court[8]	--	3,848	4,464	4,486	3,826	100	86	-22	-1	200
Court of Common Pleas[9]	--	20,964	86,878	91,044	16,798	105	19	-4,166	-20	3,884
Delaware--STATE TOTAL	408	2,301P	27,745P	11,367P	2,258P			283P	12P	6,800P
Superior Court[8]	--	1,357[1]	4,093[1]	3,860[1]	1,594[1]	94[1]	39[1]	232[1]	17[1]	1,004[1]
Court of Common Pleas[10]	--	944	6,325	6,279	990	99	16	46	5	1,550
Justice of the Peace Court[10]	--		17,323							4,246
Aldermen's Court[10]	--			1,228						(301)
District of Columbia--Superior Court[9]	499	4,697	16,289	16,754	4,232	103	26	-465	-10	3,264
Florida--STATE TOTAL	6,233		287,594	239,630		83		(47,924)		4,613
Circuit Court[6,9]	--		91,901	80,162		87		(11,739)		1,474
County Court[6,9]	--		195,653	159,468		82		(36,185)		3,139
Georgia--STATE TOTAL	3,435	21,828[1]P	112,812[1]	101,568[1]	25,603[1]P	90[1]		(11,244)[1]		3,284[1]
Superior Court[1,9]	--	21,828[1]	45,989	42,214[1]	25,603[1]	92[1]	56[1]	3,775[1]	17	1,339
State Court[1] and County Court[9]	--		63,353[1]	55,853[1]		88[1]		(7,500)[1]		1,844[1]
Probate Court[9]	--		3,470	3,501		101		(-31)		101
Hawaii--STATE TOTAL	613	2,090P	1,995P	17,308	2,537P		130P	447P	21P	(2,823)
Circuit Court[8]	--	2,090	1,953	1,506	2,537	77	130	447	21	319
District Court[10]	--			15,802						(2,578)
Idaho--STATE TOTAL	575	4,944	23,938	23,589	5,293	99	22	349	7	4,163
District Court[8]	--	996	3,228	3,079	1,145	95	35	149	15	561
Magistrates Division[8,9]	--	3,948	20,710	20,510	4,148	99	20	200	5	3,602
Michigan--STATE TOTAL	6,290	18,664[1]P	44,571P	48,143P	14,804[1]P	108P		(-3,573)P		709P
Circuit Court[9]	--	12,128	25,614	25,737	12,005	100	47	-123	-1	407
Recorder's Court of Detroit[9]	--	6,536[1]	18,956	22,406	2,799[1]	118		(-3,450)		301
Nebraska--STATE TOTAL	1,096	12,961	36,192	34,309	14,844	95	41	1,883	14	3,302
District Court[8]	--	762	3,804	3,476	1,090	91	29	328	43	347
County Court[7]	--	12,199	32,388	30,833	13,754	95	42	1,555	13	2,955
Nevada--District Court[1,9]	439			1,448[1]						
New Mexico--STATE TOTAL	787	2,325P	20,228	4,176P	2,807P			478P	20P	2,570
District Court[9]	--	2,329	4,696	4,178	2,807	90	60	478	20	592
Magistrate Court[6,7]	--		15,572							1,979
New York--STATE TOTAL	12,840	9,720[1]P	132,376P	175,250[1]P	8,909[1]P			-811[1]P	-8[1]P	1,031P
Supreme Court and County Court[8]	--	9,720[1]	31,395	35,255	8,909[1]	112		-811[1]	-8[1]	245
District Court and City Court[1,9]	--			45,467[1]						(354)[1]
Criminal Court of the City of New York	--		101,081							787
Town and Village Court[9]	--			94,528						(736)
Ohio--STATE TOTAL	7,497	34,224	283,431	286,801	30,855	101	11	-3,369	-10	3,781
Court of Common Pleas[8]	--	6,880	30,835	31,135	6,580	101	21	-300	-4	411
County Court[8]	--	2,634	23,051	23,043	2,646	100	11	12	<1	307
Municipal Court[8]	--	24,710	229,545	232,623	21,629	101	9	-3,081	-12	3,062
Pennsylvania--STATE TOTAL	8,512	26,731	103,318	98,360	27,369	95	26	638	2	1,214
Court of Common Pleas[9]	--	23,038	63,045	58,606	23,511	93	37	473	2	741
Philadelphia Municipal Court[8]	--	3,693	40,293	39,754	3,858	99	10	165	4	473
Texas--STATE TOTAL	8,756	242,938[1]P	956,184[1]	754,870[1]	245,600[1]P			2,662[1]P	1[1]P	10,920[1]
District Court and Criminal District Court[1,8]	--	61,571[1]	74,821[1]	77,303[1]	59,089[1]	103[1]	79[1]	2,482[1]	-4[1]	855[1]
County Court at Law, Constitutional County Court[1,9]	--	181,367[1]	138,809[1]	187,058[1]	186,511[1]			5,144[1]	3[1]	1,585[1]
Municipal Court[1,9]	--		420,020[1]	280,217[1]		67[1]		(139,803)[1]		4,797[1]
Justice of the Peace Court[1,9]	--		322,534[1]	215,292[1]		67[1]		(107,242)[1]		3,684[1]
Virginia--Circuit Court[6]	3,614	13,120	49,244	47,534	14,830	96	30	1,710	13	1,363
Washington--STATE TOTAL	2,614		78,002							2,984
Superior Court[8]	--		10,738							411
District Court and Justices of the Peace[9]	--		67,264							2,573
Number of charges										
Puerto Rico--STATE TOTAL		31,999	69,136	71,175	29,960	103	43	-2,039	-6	
Superior Court[10]	--	20,515[1]	22,609[1]	24,109[1]	19,015[1]	107[1]	84[1]	-1,500[1]	-7[1]	
District Court[10]	--	11,484	46,527	47,066	10,945	101	43	-539	-5	
No consistent definition										
Minnesota--County Court[1,12]	2,783	10,844	36,766	33,035	14,575	90	40	3,731	34	1,321
New Hampshire--STATE TOTAL	595	3,285P	4,171P	31,693	2,968P		71P	-317P	-10P	(5,327)
Superior Court[12]	--	3,285	4,171	4,488	2,968	108	71	-317	-10	701
District Court[12]	--			25,577						(4,299)
Municipal Court[12]	--			1,628						(274)
North Carolina--Superior Court[12]	3,861	10,608	29,584	28,819		97		(765)		766

Note: All courts in New Mexico, Nebraska, Hawaii, and Delaware are displayed in the number of defendants grouping, because this is the unit of count grouping for the general jurisdiction court in each of these states. Maryland is included in the number of informations, indictments, or complaints grouping since this is the unit of count for the general jurisdiction court in the state.
All available data are entered in the table and all appropriate calculations are included. Blank spaces indicate that either the data are not available or the calculations were not appropriate.

-- = Not applicable.

[6]The criminal case unit of count is the number of informations or indictments.
[7]The criminal case unit of count is the number of informations, indictments, or complaints.
[8]The criminal case unit of count is the number of defendants on the information or indictment.
[9]The criminal case unit of count is the number of defendants on the information, indictment, or complaint.
[10]The criminal case unit of count is the number of charges.
[11]The criminal case unit of count is the case number assigned to the information, indictment, or complaint at arraignment.
[12]The criminal case unit of count is not consistent statewide.
[13]The criminal case unit of count is the number of warrants issued.

(continued on next page)

Table 33: Combined felony and misdemeanor caseflow, 1977 (continued).

[1]Data are not complete:
Alabama--Data are not available for miscellaneous felony cases; the number given represents felony indictments filed only.
Alaska--Superior Court--Cases disposed do not include misdemeanors; they are felony cases only.
Arizona--Justices of the Peace--Incomplete data were reported for ten court locations.
Arkansas--Municipal Court--No data were available for nine counties; six months of data were available for six others.
City Court, Police Court, and Justice of the Peace Court--No data were avilable for forty-five court locations; six months of data were available for two others.
Georgia--Superior Court--Pending and disposed cases include only cases that were filed after July 1, 1970 when a new computerized information system was started.
State Court--No data were available for the State Court of DeKalb County.
Illinois--Pending data do not include data from Cook County.
Maryland--District Court--Dispositions include adult offenses against juveniles only.
Massachusetts--Juvenile Court--No data were available for misdemeanor cases headled by the court located in Worcester.
District Court and City Court--No data were available for three court locations; incomplete data were available for ten others.
Nevada--Data were available for the court located in the Second District (Washoe County), only. This county contains approximately twenty-five percent of the total state population.
New York--Supreme Court and County Court--Pending data do not include felony/misdemeanor indictments outside New York City.
Oregon--Justice Court--No data were reported for eighteen of the forty-four court locations.
South Dakota--No data were included for cases handled by lawyer magistrates or lay magistrate/clerks in this court.
Tennessee--Disposed data were not available for any of the ten counties serving as pilot sites for the new computerized information system.
Texas--Data reported for all courts are based on incomplete responses from the various court locations. The response rates for the various courts were: District Court, Criminal District Court, Domestic Relations Court, and Juvenile Court--ninety-eight percent; Constitutional County Court and County Court at Law--ninety-seven percent; Municipal Court--eighty-four percent; and Justice of the Peace Court--seventy-seven percent.
Utah--Justice Court--Data were reported for a six-month period only.
West Virginia--No data were reported for three court locations; incomplete data were reported for thirteen others.
Wyoming--No data are available for pending or disposed cases that were filed prior to 1974.

[E]xplanation of data included in the category:
Arizona--Superior Court--Data given for misdemeanor cases also include criminal appeals from lower courts and other nonfelony criminal cases.
Arkansas--Circuit Court--Misdemeanor cases are generally appeals trial de novo from lower courts.
Delaware--Superior Court--The data reported here also include appeals that are tried de novo.
Illinois--Misdemeanor cases include ordinance violation, conservation violation, and felony preliminary hearing cases in Cook County.
Iowa--Criminal appeals handled by the court are included in the data.
Kentucky--The data reported here may include prisoner petitions filed in addition to felony and misdemeanor cases.
Massachusetts--District Court--Data given for misdemeanor cases also includes some felony cases.
Missouri--Circuit Court and Court of Common Pleas--Data reported here include criminal appeals in addition to the felony and misdemeanor cases.
St. Louis Court of Criminal Correction--Filing data include 12,248 license cases.
Pennsylvania--Court of Common Pleas--Data are included for criminal appeals cases that are tried de novo, in addition to felony and misdemeanor cases.
Puerto Rico--Superior Court--The data given here include criminal appeals of felony and misdemeanor cases.
Rhode Island--District Court--Data given include traffic cases that were not handled by the Administrative Adjudication Division of the Department of Transportation.
Texas--County Court at Law and Constitutional County Court--Pending and disposed data also include criminal appeal cases that could not be separated from the other data.
Utah--City Court--Data given for misdemeanor cases include state misdemeanors preliminary hearing on felony cases.

Table 34: Ordinance violations caseflow for trial courts, 1977.
State population within unit of count groupings. Courts reporting ordinance violations caseflow. Disposed and end pending as a percent of filed. Number and percent change in pending. Filed per 100,000 adult population

State, court title, and unit of count	Adult population in thousands	Beginning pending	Filed	Disposed	End pending	As percent of filed: Disposed	As percent of filed: End pending	Change in pending: Number	Change in pending: Percent	Filed per 100,000 population
Informations, indictments, complaints										
Illinois--Circuit Court[7]	7,863		57,525	55,495		96		2,030		732
Iowa--District Court[6]	2,042	35,223	83,375	86,682	31,916	104	38	-3,307	-9	4,083
Nebraska--County Court[7]	1,096	1,357	8,568	8,613	1,312	101	15	-45	-3	782
Oregon--Municipal Court[1,11]	1,704	4,507[1]	18,235[1]	17,487[1]	5,255[1]	96[1]	29[1]	748[1]	17[1]	1,070[1]
Utah--City Court[7]	804		17,243							2,145
Wisconsin--Municipal Justice Court[1,7]	3,251			29,464[1]						(906)[1]
Number of defendants										
California--STATE TOTAL	15,632		49,363	39,844		85		(9,519)		316
Municipal Court[9]	--		43,260	34,468		80		(8,792)		277
Justice Court[9]	--		6,103	5,376		88		(727)		39
District of Columbia--Superior Court[9]	499	282	3,098	2,997	383	97	12	101	36	621
Florida--County Court[9]	6,233		60,655	54,521		90		6,134		973
Kentucky--Police Court[9]	2,408		194,007							8,057
Michigan--Recorder's Court of Detroit[9]	6,290		79,668							1,267
New York--STATE TOTAL	12,840		476,200[P]	20,008[1P]						3,709[P]
District Court and City Court[1,9]	--			20,008[1]						(156)[1]
Criminal Court of the City of New York[8]	--		476,200							3,709
Pennsylvania--District Justice Court[9]	8,512		214,413	183,013		85		31,400		2,519
Washington--Municipal Court[1,9]	2,614		43,379[1]							1,659[1]
Number of charges										
Hawaii--District Court[10]	613	588	19,238	18,926	900	98	5	312	53	3,138
Puerto Rico--District Court[10]		147	300	345	102	115	34	-45	-31	
No consistent definition										
Minnesota--County Court[12]	2,783	1,166	4,796	4,487	1,477	94	31	311	27	172

Note: All available data are entered in the table and all appropriate calculations are included. Blank spaces indicate that either the data are not available or the calculations were not appropriate.

[1]Data are not complete:
New York--District Court and City Court--No data were available for three court locations; ten others supplied incomplete data.
Oregon--Data were reported for only 94 of the total 170 courts.
Washington--No data were available for eleven court locations.
Wisconsin--No data were reported for fifteen court locations.
[P]Data were not available for all courts in the state.

[6]The criminal case unit of count is the number of informations or indictments.
[7]The criminal case unit of count is the number of informations, indictments, or complaints.
[8]The criminal case unit of count is the number of defendants on the information or indictment.
[9]The criminal case unit of count is the number of defendants on the information, indictment, or complaint.
[10]The criminal case unit of count is the number of charges.
[11]The criminal case unit of count is the case number assigned to the information, indictment, or complaint at arraignment.
[12]The criminal case unit of count is not consistent statewide.

Table 35: Felony preliminary caseflow for trial courts, 1977.

State adult population within unit of count groupings. Courts reporting felony preliminary caseflow. Disposed and end pending as a percent of filed. Number and percent change in pending. Filed per 100,000 adult population

State, court title, and unit of count	Adult population in thousands	Beginning pending	Filed	Disposed	End pending	As percent of filed: Disposed	As percent of filed: End pending	Change in pending: Number	Change in pending: Percent	Filed (disposed) per 100,000 population
Informations, indictments, complaints										
Alaska--STATE TOTAL	259	573[P]	1,637	1,373	504[P]	84		-69[P]	-12[P]	632
District Court[7]	--	573	1,545	1,301	504	84	33	-69	-12	597
Magistrates Court[7]	--		92	72		78		(20)		36
Indiana--STATE TOTAL	3,705	265	3,215	3,081	344	96	11	79	30	87
Superior Court and Circuit Court[7]	--	111	2,016	1,992	135	99	7	24	22	54
County Court[7]	--	154	1,199	1,089	264	91	22	110	71	32
Iowa--District Court[6]	2,042	3,114	21,062	20,604	3,572	98	17	458	15	1,031
Missouri--St. Louis Court of Criminal Correction[7]	3,432		4,384	3,219		73		(1,165)		128
Nebraska--County Court[7]	1,096	4,502	4,582	4,261	4,823	93	105	321	7	418
New Mexico--Magistrate Court[7]	787		8,698							1,105
North Dakota--STATE TOTAL	449		1,375	1,108		81		(267)		306
County Court with increased Jurisdiction[7]	--		1,031	838		81		(193)		230
County Justice Court[7]	--		344	270		78		(74)		77
Oregon--District Court[11]	1,704		9,052	8,769		97		(283)		531
Rhode Island--District Court[7]	672		6,907	8,339		121		(-1,432)		1,028
South Carolina--Magistrate Court[6]	1,947		15,912	16,032		101		(-120)		817
Utah--Justice[1,7]	804		148[I]							18[I]
Number of defendants										
Arizona--Justices of the Peace[1,9]	1,567		17,144[I]	17,433[I]		102[I]		(289)[I]		1,094[I]
California--STATE TOTAL	15,632		102,849	88,740		86		(14,109)		658
Justice Court[9]	--		8,327	7,882		95		(445)		53
Municipal Court[9]	--		94,522	80,856		86		(13,666)		605
Colorado--County Court[1,9]	1,846	0	16,121[I]	16,121[I]	0	100[I]	0[I]	0[I]		873[I]
District of Columbia--Superior Court[9]	499	177	7,786	7,815	148	100	2	-29	-16	1,560
Idaho--Magistrates Division[2]	575	1,412	5,410	5,160	1,662	95	31	250	18	941
Kentucky--Quarterly Court, Police Court County Court, and Justice of the Peace Court[9]	2,408		24,735							1,027
New York--STATE TOTAL	12,840		90,560[P]	12,969[IP]						705[P]
Criminal Court of the City of New York[9]	--		90,560							705
District Court and City Court[1,9]	--			12,969[I]						(101)[I]
Ohio--STATE TOTAL	7,497	3,923	40,366	40,640	3,649	101	9	-274	-7	538
County Court[8]	--	701	3,688	3,774	615	102	17	-86	-12	49
Municipal Court[8]	--	3,222	36,678	36,866	3,034	101	8	-188	-6	489
Pennsylvania--STATE TOTAL	8,512	757[P]	118,647	99,309[P]	1,076[P]			319[P]	42[P]	1,394
Philadelphia Municipal Court[8]	--	757	11,447	11,128	1,076	97	9	319	42	134
District Justice Court[9]	--		93,869	88,181		94		(5,688)		1,103
Pittsburgh City Magistrates Court[8]	--		13,331							157
Washington--District Court[9]	2,614		6,731							257
Number of charges										
Delaware--Justice of the Peace Court[10]	408		1,175							288
Hawaii--District Court[10]	613			917						(150)
Puerto Rico--TOTAL		6,930[P]	16,139[P]	108,942	5,013[P]		31[P]	-1,917[P]	-28[P]	
Superior Court[10]	--	419	899	893	425	99	47	6	1	
District Court[10]	--	6,511	15,240	17,163	4,588	113	30	-1,923	-30	
Justices of the Peace[10]	--			66,644[I]						
Municipal Court[10]	--			24,242[I]						
No consistent definition										
New Hampshire--STATE TOTAL	595			2,793						(469)
District Court[12]	--			2,704						(454)
Municipal Court[12]	--			89						(15)

Note: All available data are included in the table and all appropriate calculations are included. Blank spaces indicate that either the data are not available or the calculations were not appropriate.

-- = Not applicable.

[1]Data are not complete:
- Arizona--Incomplete data were reported for ten court locations.
- Colorado--Felony advisements (no complaints lodged) were not available for the court located in Denver County.
- New York--District Court and City Court--No data were received for three court locations; incomplete data were available for ten others.

[I]Explanation of data included in the category:
- Puerto Rico--Justices of the Peace Court and Municipal Court--preliminary hearings are conducted on both felony and misdemeanor cases in these courts.

[P]Data were not available for all courts in the state.

[6]The criminal case unit of count is the number of informations or indictments.
[7]The criminal case unit of count is the number of informations, indictments, or complaints.
[8]The criminal case unit of count is the number of defendants on the information or indictment.
[9]The criminal case unit of count is the number of defendants on the information, indictment, or complaint.
[10]The criminal case unit of count is the number of charges.
[11]The criminal case unit of count is the case nuber assigned to the information, indictment, or complaint at arraignment.
[12]The criminal case unit of count is not consistent statewide.

Table 36: Criminal appeals caseflow for trial courts, 1977.

State adult population within unit of count groupings. Courts reporting criminal appeals caseflow. Disposed and end pending as a percent of filed. Number and percent change in pending. Filed per 100,000 adult population

State, court title, and unit of count	Adult population in thousands	Beginning pending	Filed	Disposed	End pending	As percent of filed: Disposed	As percent of filed: End pending	Change in pending: Number	Change in pending: Percent	Filed per 100,000 population
Informations, indictments, complaints										
Alaska--Superior Court[6]	259		130							50
Kansas--District Court[7]	1,668	490	1,041	1,127	404	108	39	-86	-18	62
Maryland--Circuit Court[6]	2,920		5,304	5,304		100		(0)		182
Massachusetts--District Court[7]	4,157		16,676							401
Missouri--St. Louis Court of Criminal Correction[7]	3,432		157	129		82		(28)		5
New Jersey--County Court[6]	5,208	846	3,063	3,336	573	109	19	-273	-32	59
North Dakota--District Court[6]	449		100	94		94		6		22
Oklahoma--District Court[6]	1,990	832	636	416	1,052	65	165	220	26	32
Rhode Island--Superior Court[6]	672		285							42
Utah--District Court[7]	804		593	393		66		(200)		74
Number of defendants										
California--Superior Court[8]	15,632		2,508	2,267		90		(241)		16
Colorado--District Court and Denver Superior Court[9]	1,846		389							21
Connecticut--Superior Court[8]	2,237	45	58	53	50	91	86	5	11	3
Florida--Circuit Court[9]	6,233		625	459		73		(166)		10
Idaho--District Court[8]	575	59	96	100	55	104	57	-4	7	17
Kentucky--Circuit Court[9]	2,408		974							40
Michigan--Circuit Court[9]	6,290	540	558	579	519	104	93	-21	-4	9
Pennsylvania--Court of Common Pleas[8]	8,512	1,487	9,167	8,528	2,126	93	23	639	43	108
Texas--County Court at Law and Constitutional County Court[1,9]	8,756		48,393[I]							553[I]
Washington--Superior Court[8]	2,614		3,403							130
Number of charges										
Puerto Rico--Superior Court[10]			306[I]							
No consistent definition										
New Hampshire--Superior Court[12]	595	1,844	2,821	2,148	2,517	76	89	673	36	474
North Carolina--Superior Court[12]	3,861	7,823	21,680	21,168		98		(512)		562

Note: All available data are entered in the table and all appropriate calculations are included. Blank spaces indicate that either the data are not available or the calculations were not appropriate.

-- = Not applicable.

[1]Data are not complete:
- Texas--The figure reported here is based on less than complete reporting of data by this court. Approximately ninety-seven percent of the total monthly reports possible were received.

[I]Explanation of data included in the category:
- Puerto Rico-- appeals data for the Puerto Rico Superior Court are included by case category in the court profile, but could be separated out for inclusion in this chart.

[6]The criminal case unit of count is the number of informations or indictments.
[7]The criminal case unit of count is the number of informations, indictments, or complaints.
[8]The criminal case unit of count is the number of defendants on the information or indictment.
[9]The criminal case unit of count is the number of defendants on the information, indictment, or complaint.
[10]The criminal case unit of count is the number of charges.
[12]The criminal case unit of count is not consistent statewide.

Table 37: Criminal disposition types for trial courts, 1977.
State adult population within unit of count grouping. Courts reporting criminal disposition types. Pleas, total convictions, trial convictions, acquitted, nolle prosequi, and dismissed. Each disposition type as a percent of criminal dispositions

State, court title, and unit of count	Adult population in thousands	Total criminal dispositions	Plea		Total conviction		Trial conviction		Acquittal		Nolle prosequi		Dismissal	
			Number	As percent of disposed	Number	As percent of disposed	Number	As percent of disposed	Number	As percent of disposed	Number	As percent of disposed	Number	As percent of disposed
Informations, indictments, complaints														
Alaska--STATE TOTAL	259	764[1,p]	13,138[1,p]		13,889[1,p]		751[1,p]		338[1,p]				4,311[1,p]	
Superior Court[6]	--	764[1]	398[1]	52[1]	501[1]	66[1]	103[1]	13[1]	20[1]	3[1]			182[1]	24[1]
District Court[7]	--		12,740		13,388		648		318				4,129	
Illinois--Circuit Court[7]	7,863	31,462[1]	17,827[1]	57[1]	20,320[1,j]	65[1]	2,351[1]	7	1,405	4			12,499[1]	40[1]
Indiana--Criminal Court of Marion County[7]	3,705	2,068	838	41									447	22
Massachusetts--Boston Municipal Court[7]	4,157		6,969		8,277				1,129				2,536	
Missouri--St. Louis Court of Criminal Correction[7]	3,432	16,309	9,413	58	10,327	63	914	6	40	<1				
New Jersey--STATE TOTAL	5,208	327,723	14,018[p]		124,444	38	1,620[p]		1,276[p]				7,521[p]	
Superior Court (Law Division) and County Court[6]	--	28,210	14,018	50	15,638	55	1,620	6	1,276	5			7,521	27
County District Court[7]	--	3,263			925	28								
Municipal Court[7]	--	296,250			107,881	35								
South Dakota--Circuit Court[1,5]	476	13,273[1]	8,142[1]	61[1]	8,833[1]	67[1]	691[1]	5[1]	174[1]	1[1]			2,206[1]	17
Utah--District Court[7]	804	2,999	1,591	53									580	19
Vermont--STATE TOTAL	335	18,077	12,866	71							6[p]		4,849	27
Superior Court[8]	--	56	11	20							6	11	7	12
District Court[7]	--	18,021	12,855	71									4,842	27
Wyoming--District Court[1,6]	278	1,352	582	43									376	28
Number of defendants														
Alabama--Circuit Court[8]	2,542	23,443	13,841	59										
Arizona--Superior Court[8]	1,567	13,243	7,288	55									4,214	32
California--STATE TOTAL	15,632	739,353[1]	422,196	57	440,607	60	18,411	2	12,983	2			157,378	21
Superior Court[8]	--	29,111[1]	35,089	71	41,644	85	6,555	13	1,540	3			5,441	11
Justice Court[9]	--	64,921	28,651	44	31,451	48	2,800	4	2,053	3			10,585	16
Municipal Court[9]	--	625,321	358,456	57	367,512	59	9,056	1	9,390	2			141,352	23
Connecticut--Superior Court[8]	2,237	4,486[1]	3,380[1]	75[1]	3,472[1]	77[1]	92[1]	2[1]	60[1]	1[1]	812[1]	18[1]	142[1]	3[1]
Delaware--Superior Court[8]	408	3,860	2,478	64	2,741	71	263	7	86	2				
District of Columbia--Superior Court[9]	499	29,429	5,556	19							5,439	18	1,425	5
Florida--STATE TOTAL	6,233	294,151[1]	126,855	43	134,967	46	8,108	3						
Circuit Court[9]	--	80,162[1]	20,631[1]	26[1]	22,785[1]	28[1]	2,154[1]	3[1]						
County Court[9]	--	213,989	106,228	50	112,182	52	5,954	3						
Georgia--STATE TOTAL	3,435	101,561[1]	67,724[1]	67[1]									11,525[1,p]	
Superior Court[1,9]	--	42,214[1]	32,147[1]	76[1]									11,525[1]	27[1]
State Court[1] and County Court[9]	--	55,853[1]	34,407[1]	62[1]										
Probate Court[9]	--	3,501	1,170	33										
Hawaii--STATE TOTAL	613	37,175	620[p]		7,950[p]						1,970	5	7,079	19
Circuit Court[8]	--	1,530	620	41							383	25	68	4
District Court[10]	--	35,645			7,950	22					1,587	4	7,011	20
Michigan--Recorder's Court of Detroit[9]	6,290	22,406[1]	12,355[1]	55[1]	13,904[1]	62[1]	1,569[1]	7[1]	1,102[1]	5[1]			6,541[1]	29[1]
New York--STATE TOTAL	12,840	368,342[1]	170,575[1]	46[1]	139,751[1,p]		2,638[1,p]		1,598[1,p]				135,030[1]	37[1]
Supreme Court and County Court[8]	--	35,255	24,895	71	27,149	77	2,254	6	1,064	3			7,042	20
Criminal Court of the City of New York[9]	--	231,500[1]	112,218[1]	48[1]	112,602[1]	49[1]	384[1]	<1[1]	534[1]	<1[1]			89,718[1]	39[1]
District Court and City Court[1,9]	--	101,587[1]	33,462[1]	33[1]									38,270[1]	38[1]

Ohio--STATE TOTAL	7,497	327,441	147,669	45							12,856	4	47,641	16
Court of Common Pleas[8]	--	31,135	17,502	56							3,837	12	438	1
County Court[8]	--	26,817	10,032	37							1,602	6	4,166	15
Municipal Court[8]	--	269,489	120,135	45							7,417	3	43,037	16
Pennsylvania--STATE TOTAL	8,512	467,014	202,530	43			26,770P		18,342P		22,561P		14,272P	
Court of Common Pleas[8]	--	67,877	26,783	39							8,873	13	379	<1
Philadelphia Municipal Court[8]	--	39,754	2,008	5							13,688	34		
District Justice Court[9]	--	359,383	173,739	48			26,770	7	18,342	5			13,893	4
Texas--STATE TOTAL	8,756	760,677[I]	115,038[IP]		119,614[IP]		90,016[I]	12[I]	13,865[I]	2[I]			197,686[I]	26[I]
District Court and Criminal District Court[1,8]	--	83,110[I]	41,170[I]	50[I]	44,303[I]	53[I]	3,133[I]	4[I]	951[I]	1[I]			30,412[I]	37[I]
County Court at Law and Constitutional County Court[1,9]	--	182,058[I]	73,868[I]	41[I]	75,311[I]	41[I]	1,443[I]	<1[I]	1,359[I]	<1[I]			89,863[I]	49[I]
Municipal Court[1,9]	--	280,217[I]					48,410[I]	17[I]	7,967[I]	3[I]			36,448[I]	13[I]
Justice of the Peace Court[1,9]	--	215,292[I]					37,030[I]	17[I]	3,588[I]	2[I]			40,963[I]	19[I]
Virginia--Circuit Court	3,614	47,943	19,737	41							7,917	17	1,555	3
Number of charges														
Puerto Rico--STATE TOTAL		89,576	35,809	29	31,033	35	5,220	6	14,071	16	2,616P	3P	29,133	33
Superior Court[10]	--	25,002	10,207	41	12,341	49	2,134	9	3,066	12			8,268	33
District Court[10]	--	64,574	15,602	24	18,692	29	3,086	5	11,005	17	2,616	4	20,865	32
No consistent definition														
Minnesota--STATE TOTAL	2,783	69,794[I]	39,070[I]	56[I]									22,779[I]	33[I]
District Court[12]	--	9,821	6,620	67									2,382	24
County Court[12]	--	33,035[I]	19,989[I]	60[I]									6,772[I]	20[I]
County Municipal Court[12]	--	26,938	12,461	46									13,625	51
New Hampshire--Superior Court[12]	595	6,636	2,847	43							1,621	24		
North Carolina--STATE TOTAL	3,861	397,026	163,250	41										
Superior Court[K,12]	--	49,987	25,031	50										
District Court[12]	--	347,039	138,219	40										

Note: All available data are entered in the table and all appropriate calculations are included. Blank spaces indicate that either the data are not available or the calculations were not appropriate.
All courts for Hawaii are displayed in the number of defendants grouping, because this is the unit of count for the general jurisdiction court in Hawaii.

-- = Not applicable.

[I]Data are not complete:
Alaska--Superior Court--Data are given for **felony** cases only.
California--Superior Court--Data are given for **felony** cases only.
Connecticut--Superior Court--Data are given for **felony** and **misdemeanor** cases only.
Florida--Circuit Court--Data are given for **felony** cases only.
Georgia--Superior Court--Data are given for cases filed after June 30, 1970 only.
State Court--No data were available for the court located in DeKalb County.
Illinois--Data are given for **felony** cases only.
Michigan--Data are given for **felony** and **misdemeanor** cases only.
Minnesota--County Court--Data are given for **misdemeanor** cases only.
New York--Criminal Court of the City of New York--Data do not include non-traffic summons **ordinance violations**.
District Court and City Court--No data were received from three court locations; another ten reported incomplete data.
South Dakota--Data are given for **felony** and **misdemeanor** cases only.
Texas--All Courts--Data contained in this table are based on an incomplete number of monthly reports received for all courts. The reporting rates for the various courts were: District Court and Criminal District Court--ninety-eight percent; County Court at Law and Constitutional County Court--ninety-seven percent; Municipal Court--eighty-four percent; Justice of the Peace Court--seventy-seven percent.
[J]Explanation of data included in the category:
Illinois--Total convictions includes 142 **misdemeanor** convictions that were otherwise not identified.
[P]Data were not available for all courts in the state.

Table 38: Criminal trial data for trial courts, 1977.
State adult population within unit of count groupings. Courts reporting criminal trial data. Case categories included in data are listed. Trial definitions. Jury and non-jury trials as a percent of total trials. Jury, non-jury, and total trials as a percent of criminal dispositions

State, court title, and unit of count	Adult population in thousands	Felony / Misdemeanor, Ordinance violation, Appeal / Preliminary hearing	Definitions: Jury	Definitions: Non-jury	Criminal trials: Jury	Criminal trials: Percent of total trials	Criminal trials: Non-jury	Criminal trials: Percent of total trials	Criminal trials: Total	Number of criminal dispositions	Percent of criminal dispositions: Jury trial	Percent of criminal dispositions: Non-jury trial	Percent of criminal dispositions: Total trial
Informations, indictments, complaints													
Alaska:	259												
Superior Court[6]	--	/	A	A	127	81	30	19	157	764	17	4	21
District Court[7]	--	. / . . .	A	A	582	53	518	47	1,100				
Illinois--Circuit Court[7]	7,863	/	A	A	1,275	33	2,623	67	3,898	31,462	4	8	12
Indiana:	3,705												
Superior Court and Circuit Court[7]	--	/ / . . .	A	A	882	22	3,128	78	3,992	30,515	3	10	13
Criminal Court of Marion County[7]	--	/ / . . .	A	A	198	51	188	49	386	2,068	10	9	19
County Court[7]	--	. / . . .	A	A	119	3	3,795	97	3,914	28,011	<1	14	14
Juvenile Court of Marion County[7]	--	. / . . .	A	A	0	0	24	100	24	41	0	59	59
Municipal Court of Marion County[7]	--	. / . . .	A	A	223	4	5,387	96	5,610	38,244	<1	14	15
Iowa--District Court[9]	2,042	/ / / . .	C	D	1,123	8	12,361	92	13,484	174,186	<1	7	8
Kansas--District Court[7]	1,668	/ / . / .	C	N	612	46	727	54	1,339	14,412	4	5	9
Maine--Superior Court[7]	756	/ / / . .	F	F	366	65	198	35	564	4,851	7	4	12
Maryland:	2,920												
Circuit Court[6]	--	/ / . / .	A	E	2,076	21	7,905	79	9,981	41,284	5	19	24
District Court[9]	--	. / . . .	--	E	NH	--	34,125	100	34,125		--		
Massachusetts--Boston Municipal Court[7]	4,157	. / . . .	--		NH	--	5,613	100	5,613		--		
Missouri--St. Louis Court of Criminal Correction[7]	3,432	. / . / /	--	A	NH	--	954	100	954	16,309	--	6	6
New Jersey:	5,208												
Superior Court (Law Division) and County Court[6]	--	/	B	E	2,551	79	678	21	3,229	24,648	10	3	13
County District Court[7]	--	. . / . /	--	E	NH	--	416	100	416	3,263	--	13	13
Municipal Court[7]	--	. . / . /	--	E	NH	--	3,729	100	3,729	296,250	--	1	1
Rhode Island--District Court[7]	672	. / . . /	--	E	NH	--	12,404[m]	100	12,404[m]	34,220	--	36[m]	36[m]
South Dakota--Circuit Court[16]	476	/ / . . .	C	E	351[1]	41[1]	514[1]	59[1]	865[1]	13,275[1]	3[1]	4[1]	7[1]
Utah--District Court[7]	804	/ / . / .	C	E	304	70	131	30	435	2,999	10	4	14
Vermont:	335												
Superior Court[6]	--	/ / . / .	B	F	3	33	6	67	9	56	5	11	16
District Court[7]	--	/ / . . .	L	M	127	65	67	35	194	18,021	<1	<1	1
Wyoming--District Court[6]	--	/	H	H	78[1]	25[1]	238[1]	75[1]	316[1]	1,352[1]	6[1]	18[1]	23[1]
Number of defendants													
Alabama--Circuit Court[8]	2,542	/ . . / .	A	A	1,440	52	1,314	48	2,754	23,443	6	6	12
Arizona--Superior Court[8]	1,567	/ / . / .	B	D	770	48	834	52	1,604	13,243	6	6	12
California:	15,632												
Superior Court[8]	--	/	C	E	5,179	64	2,916	36	8,095	49,111	11	6	16
Municipal Court[9]	--	. / / . /	B	E	5,336	9	53,589	91	58,925	625,321	<1	9	9
Justice Court[9]	--	. / / . /	B	E	880	11	7,138	89	8,018	64,921	1	11	12
Colorado--County Court[9]	1,846	. / . . .	C	--	221					25,506	<1		
Connecticut--Superior Court[8]	2,237	/ / . . .	C	D	119	78	33	22	152	4,486	3	<1	3
Delaware:	408												
Superior Court[8]	--	/ / . / .	C	E	319	80	79	20	398	3,860	8	2	10
Court of Common Pleas[10]	--	. / . . .	C	J	47	<1	6,232	99	6,279	6,279	<1	99	100
District of Columbia:													
Superior Court[9]	499	/ / / . .	A	A	1,029	68	481	32	1,510	19,751	5	2	8
Florida:	6,233									41,396			
Circuit Court[9]	--	/	C	E	2,887	63	1,666	37	4,553	80,162	4	2	6
County Court[9]	--	. / / . .	C	E	1,948	13	13,400	87	15,348	213,989	<1	6	7

State, court title, and unit of count	Adult population in thousands	Felony / Misdemeanor, Ordinance violation, Appeal / Preliminary hearing	Definitions: Jury	Definitions: Non-jury	Criminal trials: Jury	Criminal trials: Percent of total trials	Criminal trials: Non-jury	Criminal trials: Percent of total trials	Criminal trials: Total	Number of criminal dispositions	Percent of criminal dispositions: Jury trial	Percent of criminal dispositions: Non-jury trial	Percent of criminal dispositions: Total trial
Georgia:	3,435												
Superior Court[1,9]	--	/ / . . .	A	A	2,830[1]	84[1]	522[1]	16[1]	3,352[1]	42,214[1]	7[1]	1[1]	8[1]
State Court[1] and County Court[9]	--	. / . . .	A	A	729[1]	26[1]	2,108[1]	74[1]	2,837[1]	55,853[1]	1[1]	4[1]	5[1]
Probate Court[9]	--	. / . . .	--	A	NH	--	27	100	27	3,494	--	<1	<1
Hawaii--Circuit Court[8]	613	/ / . . .	C	E	239	71	98	29	337	1,530	16	6	22
Idaho:	575												
District Court[8]	--	/ / . / .	F	F					2,129	3,179			67
Magistrates Division[9]	--	. / . . /	F	F					16,009	25,670			62
Michigan:	6,290												
Circuit Court[9]	--	/ . . / .	C	D	1,899	77	549	22	2,448	26,316	7	2	9
Recorder's Court of Detroit[9]	--	/ / . . .	C	I	1,790	34	3,476	66	5,266	22,406	8	16	24
District Court[9]	--	. / / . /	C	D	1,845	8	21,800	92	23,645	232,099	<1	9	10
Municipal Court[1,9]	--	. / / . .	C	D	141	3	4,865	97	5,006	41,396	<1	12	12
Nevada--District Court[1,9]	439	/ / . . .	A	A	59[1]	8[1]	665[1]	92[1]	724[1]				
New Mexico--District Court[9]	787	/ / . . .	C		457					4,178	11		
New York:	12,840												
Supreme Court and County Court[8]	--	/ / . . .	A	A					3,203	35,255			9
Criminal Court of the City of New York[9]	--	. / / . .	A	A					827	231,409			<1
District Court and City Court[1,9]	--	. / / . .	A	A					1,227[1]	65,475[1]			2[1]
Ohio:	7,497												
Court of Common Pleas[8]	--	/	C	D	1,990	45	2,390	55	4,380	31,135	6	8	14
County Court[8]	--	. / . . .	C	D	120	7	1,679	93	1,799	23,043	<1	7	8
Municipal Court[8]	--	. / . . .	C	D	823	5	14,453	95	15,276	232,623	<1	6	7
Pennsylvania:	8,512												
Court of Common Pleas[8]	--	/ / . . .	A	A	3,127	34	6,143	66	9,270	58,606	5	10	16
Philadelphia Municipal Court[8]	--	. / . . /	--	A	NH	--	4,090	100	4,090	39,754	--	10	10
District Justice Court[9]	--	. . / . /	--	A	NH	--	45,112	100	45,112	359,383	--	13	13
Texas:	8,756												
District Court and Criminal District Court[8]	--	/ / . . .	C	G	2,938	72	1,146	28	4,084	77,303	4	<1	5
County Court at Law and Constitutional County Court[1,9]	--	. / . / .	A	A	1,098	39	1,704	61	2,802	182,058	<1	<1	1
Municipal Court[1,9]	--	. / . . .	A	A	561[1]	<1[1]	55,816[1]	99[1]	56,377[1]	280,217[1]	<1[1]	20[1]	20[1]
Justice of the Peace Court[1,9]	--	. / . . .	A	A	713[1]	2[1]	39,905[1]	98[1]	40,618[1]	215,292[1]	<1[1]	22[1]	22[1]
Virginia--Circuit Court[8]	3,614	/ / . . .	C	E	2,008	14	11,979	86	13,987	47,943	4	25	29
Washington:													
Superior Court[8]	2,614	/ / . / .	C	D	2,153	78	610	22	2,763	14,664	15	4	19
District Court[9]	--	. / . . /	C	D	253	3	8,501	97	8,754				
Case Number													
Oregon:	1,704												
Circuit Court[10]	--	/	C	D	921	59	629	41	1,550	14,119	7	4	11
Municipal Court[10]	--	. . / . .	C	D					3,776	17,487			22
Number of charges													
Puerto Rico:													
Superior Court[11]	--	/ / . / .	A	A	560	11	4,640	89	5,200	24,109	2	19	22
District Court[10]	--	. / / . /	--	A	NH	--	10,920	100	10,920	64,574	--	17	17
No consistent definition													
Minnesota:	2,783												
District Court[12]	--	/ . . / /	A	A	518	63	301	37	819	9,821	5	3	8
County Court[12]	--	. / . . .	A	A	218	9	2,166	91	2,384	33,035	<1	7	7
County Municipal Court[12]	--	. / / . .	A	A	215	25	637	75	852	26,938	<1	2	3
New Hampshire--Superior Court[12]	595	/ / . / .	H	H	363	66	187	34	550	6,636	5	3	8
North Carolina:	3,861												
Superior Court[12]	--	/ . . / .	C	E	4,332					49,987	9		

Note: All available data are entered in the table and all appropriate calculations are included. Blank spaces indicate that either the data are not available or the calculations were not appropriate.

NH = This classification is not handled in this court.
X = The data for this case type are known to be included in the total, but were not available by category.
-- = Not applicable.
/ = This case type is included in the criminal trial and disposition data.
. = This case type is not included in the criminal trial and disposition data.

Table 38: Criminal trial data for trial courts, 1977 (continued).

[1]Data are not complete:
Georgia--Superior Court--Data are given for cases filed on or after July 1, 1970. Cases filed prior to that time are not entered in the statistical reporting system.
State Court--No data are included for the State Court of DeKalb County.
Nevada--Data are available for the Second District (Washoe County), only. Approximately twenty-five percent of the total state population live there.
New York--District Court and City Court--No data were received from three court locations; uncomplete data were received from 10 court locations.
South Dakota--Data are included for felony and "high grade misdemeanors" disposed by the court, but not for "low grade misdemeanors." Also, no data are included for cases disposed by the lawyer magistrates or lay magistrates who serve this court.
Texas--Municipal Court--Data reported here are based on the monthly reports received by the Texas Judicial Council--eighty-four percent of the possible total.
Justice of the Peace Court--Data reported here are based on the monthly reports received by the Texas Judicial Council--seventy-seven percent of the possible total.
Wyoming--No data are included for cases filed before 1974.
[m]Information on trial data:
Rhode Island--The number of non-jury trials includes the number of cases disposed after a changed plea.

Trial definitions:
A = A trial is counted if tried to judgment, completion, verdict, or decision.
B = A jury trial is counted when the jury selection begins (first juror is drawn).
C = A jury trial is counted when the jury is sworn (impaneled).
D = A non-jury trial is counted when the first witness is sworn.
E = A non-jury trial is counted at the point when an opening statement or the introduction of any evidence occurs.
F = A trial is counted when it has officially begun.
G = A non-jury trial is counted at the point when an opening statement or the introduction of any evidence occurs. Guilty pleas are not counted as trials.
H = A trial is not counted in the same way throughout the state.
I = A non-jury trial is counted when the first witness is sworn. Guilty pleas are counted as trials.
J = A non-jury trial is counted if the case is not disposed of by a jury trial.
K = A trial is counted if tried to verdict or decision. Guilty pleas are counted as trials.
N = A non-jury trial is counted if the case is contested (an attorney appears in opposition).

[6]The criminal case unit of count is the number of informations or indictments.
[7]The criminal case unit of count is the number of informations.
[8]The criminal case unit of count is the number of defendants on the information or indictment.
[9]The criminal case unit of count is the number of defendants on the information, indictment, or complaint.
[10]The criminal case unit of count is the number assigned at the arraignment.
[11]The criminal case unit of count is the number of charges.
[12]The criminal case unit of count is not consistent statewide.

Table 39: General jurisdiction, limited jurisdiction, and all trial courts traffic caseflow, 1977. State population. Disposed and end pending as a percent of filed. Number and percent change in pending

State	State population in thousands	General jurisdiction courts				As percent of filed		Change in pending		Limited	
		Beginning pending	Filed	Disposed	End pending	Disposed	End pending	Number	Percent	Beginning pending	Filed
Alabama	3,783	NH	NH	NH	NH	--	--	--	--	[ckp]	179,604[kp]
Alaska	396	NH	NH	NH	NH	--	--	--	--		86,636
Arizona	2,427	NH	NH	NH	NH	--	--	--	--		153,730[p]
Arkansas	2,207	NH	NH	NH	NH	--	--	--	--		382,912[l]
California	22,350	NH	NH	NH	NH	--	--	--	--		14,274,203[5]
Colorado	2,696	NH	NH	NH	NH	--	--	--	--	37,422[p]	148,571[p]
Connecticut	3,089	NH	NH	NH	NH	--	--	--	--	19,005	262,872
Delaware	595	NH	NH	NH	NH	--	--	--	--	781[p]	83,804[p]
District of Columbia	682	6,867	120,526	120,808	6,585	100	5	-281	-4	--	--
Florida	8,889	NH	NH	NH	NH	--	--	--	--		1,936,458
Georgia	5,212	3,082[l]	11,138	11,075[l]	3,145[l]	99[l]	28[l]	63[l]	2[l]		274,845[lp]
Guam	111	2,878	15,877	15,452	3,303	97	21	425	15	--	--
Hawaii	916	113	108	126	95	117	88	-18	-16	46,256	618,886
Idaho	883	5,017	193,277	192,673	5,621	100	3	604	12	--	--
Illinois	11,406		2,343,770	2,273,266		97		(70,504)		--	--
Indiana	5,405	5,362	94,760	92,314	7,352	97	8	1,990	37	43,342[p]	216,703[p]
Iowa	2,914	16,796	271,039	266,429	21,406	98	8	4,610	27	--	--
Kansas	2,318	83[k]	107,820[k]	101,655[k]	6,298[k]	94[k]	6[k]	6,215[k]	(k)		
Kentucky	3,575	NH	NH	NH	NH	--	--	--	--		418,962
Louisiana	4,016	NH	NH	NH	NH	--	--	--	--		382,865[l]
Maine	1,105	397	1,881	1,429	849	76	45	452	114		
Maryland	4,195	NH	NH	NH	NH	--	--	--	--		672,516
Massachusetts	5,744	NH	NH	NH	NH	--	--	--	--		3,098,309[ps]
Michigan	9,157	3,169[l]	869,267	9,668[l]	4,426[l]			1,257[l]	40[l]	333,433[l]	1,556,207[l]
Minnesota	3,980	NH	NH	NH	NH	--	--	--	--	6,331[p]	72,137[p]
Mississippi	2,460	NH	NH	NH	NH	--	--	--	--		
Missouri	4,845	NH	NH	NH	NH	--	--	--	--		173,862[lp]
Montana	771	NH	NH	NH	NH	--	--	--	--		
Nebraska	1,554	NH	NH	NH	NH	--	--	--	--	11,602[p]	177,255[p]
Nevada	678	NH	NH	NH	NH	--	--	--	--		
New Hampshire	872	NH	NH	NH	NH	--	--	--	--		
New Jersey	7,342	NH	NH	NH	NH	--	--	--	--		3,496,739[s]
New Mexico	1,225	NH	NH	NH	NH	--	--	--	--		81,853
New York	17,852	NH	NH	NH	NH	--	--	--	--		63,548[p]
North Carolina	5,668	NH	NH	NH	NH	--	--	--	--	72,698	721,048
North Dakota	649		2	4				(-2)			
Ohio	10,771	NH	NH	NH	NH	--	--	--	--	51,459[p]	1,318,878[p]
Oklahoma	2,866	41,046	186,171	179,814	47,403	97	25	6,357	15		
Oregon	2,439	NH	NH	NH	NH	--	--	--	--	100,818[l]	695,355[l]
Pennsylvania	11,882	NH	NH	NH	NH	--	--	--	--		2,661,937
Puerto Rico	3,321	NH	NH	NH	NH	--	--	--	--	18,494	71,075
Rhode Island	955	NH	NH	NH	NH	--	--	--	--		82[p]
South Carolina	2,989	NH	NH	NH	NH	--	--	--	--		399,668[p]
South Dakota	689									--	--
Tennessee	4,402		1,811	1,202[l]							
Texas	13,192	NH	NH	NH	NH	--	--	--	--	45,607[lp]	6,029,422[l]
Utah	1,316	NH	NH	NH	NH	--	--	--	--		524,177[l]
Vermont	492	NH	NH	NH	NH	--	--	--	--	3,679	43,893
Virginia	5,206	NH	NH	NH	NH	--	--	--	--		844,365
Washington	3,772	NH	NH	NH	NH	--	--	--	--		1,835,326[l]
West Virginia	1,906	NH	NH	NH	NH	--	--	--	--		
Wisconsin	4,613			321,610							
Wyoming	412	NH	NH	NH	NH	--	--	--	--		

Note: All available data are entered in the table and all appropriate calculations are included. Blank spaces indicate that either the data are not available or the calculations were not appropriate.

NH = This case type is not handled in this court.
-- = Not applicable.

[1]Data are not complete:
Alaska--Limited jurisdiction courts--The only pending data that were available for the District Court were for misdemeanor traffic cases.
Arizona--Limited jurisdiction courts--Incomplete data were reported for Justices of the Peace located in ten counties.
Arkansas--Limited jurisdiction courts--No data were reported for nine locations of the Municipal Court or forth-five of the City Court, Police Court, and Justice of the Peace Court. Incomplete data were reported by six locations of the Municipal Court and two of the City Court, Police Court, and Justice of the Peace Court.
Georgia--General jurisdiction courts--No pending or disposed data are reported for cases filed before July 1, 1970.
-Limited jurisdiction courts--No data were available for the State Court of DeKalb County or for one circuit of the Juvenile Court. Another circuit of the Juvenile Court reported filings only.
Louisiana--Limited jurisdiction courts--No data were available for two locations of the City Court and Parish Court. Data for the entire year for other locations of these courts were estimated, based on varying amounts of data.
Michigan--Limited jurisdiction courts--No data were reported for the Municipal Court located in Troy.
Missouri--Limited jurisdiction courts--No data were available for twenty locations of the Magistrate Court; another fourteen locations reported filings only.

Preceding page blank

Jurisdiction courts						All trial courts							
		As percent of filed		Change in pending						As percent of filed		Change in pending	
Disposed	End pending	Disposed	End pending	Number	Percent	Beginning pending	Filed	Disposed	End pending	Disposed	End pending	Number	Percent
147,001[k,p]	32,603[k,p]	82[k,p]	18[k,p]	32,603[k,p]		0[k,p]	179,604[k,p]	147,001[k,p]	32,603[k,p]	82[k,p]	18[k,p]	32,603[k,p]	(k)
78,905[l]							86,636	78,905[l]					
							153,730[l,p]						
							382,912[l]						
12,631,824[s]		88[s]		(1,642,379)[s]			14,274,203[s]	12,631,824[s]		88[s]		(1,642,379)[s]	
142,231[p]	43,762[p]	96	29	6,340	17	37,422[p]	148,571[p]	142,231[p]	43,762[p]	96[p]	29[p]	6,340[p]	17[p]
265,236	16,551	101	6	-2,454	-13	19,005	262,872	265,236	16,551	101	6	-2,454	-13
24,126[p]	418[p]					781[p]	83,804[p]	24,126[p]	418[p]				
--	--	--	--	--	--	6,867	120,526	120,808	6,585	100	5	-281	-4
1,787,583		92		(148,920)			1,936,458	1,787,583		92		(148,920)	
268,530[l,p]		98[l,p]		(6,315)[l,p]		3,082[l,p]	285,983[l,p]	279,603[l,p]	3,145[l,p]	98[l,p]		(6,378)[l,p]	
--	--	--	--	--	--	2,878	15,877	15,452	3,303	97	21	425	15
611,108	54,034	99	9	7,778	17	46,369	618,994	611,234	54,129	99	9	7,760	19
--	--	--	--	--	--	5,017	193,277	192,673	5,621	100	3	604	12
--	--	--	--	--	--		2,343,770	2,273,266		97		(70,504)	
205,059[p]	54,987[p]	95[p]	25[p]	11,649[p]	27[p]	48,704[p]	311,463[p]	297,373[p]	62,339[p]	99[p]	20[p]	13,635[p]	28[p]
--	--	--	--	--	--	16,796	271,039	266,429	21,406	98	8	4,610	27
						83[k,p]	107,870[k,p]	101,655[k,p]	6,298[k,p]	94[k,p]	6[k,p]	6,215[k,p]	(k,p)
							418,962						
							382,865[l]						
						397[p]	1,881[p]	1,429[p]	849[p]	76[p]	45[p]	452[p]	114[p]
							672,516						
							3,098,306[s]						
1,535,789[l]	353,851[l]	99[l]	23[l]	20,418[l]	6[l]	336,602[l]	2,421,474[l]	1,545,457[l]	358,227[l]			21,625[l]	6[l]
529,070	6,436[p]		5[p]	105[p]	2[p]	6,331[p]	72,137[p]	529,070	6,436[p]		5[p]	105[p]	2[p]
163,357[l,p]							173,862[l,p]	163,357[l,p]					
174,899[p]	13,958[p]	99[p]	8[p]	2,356[p]	20[p]	11,603[p]	177,255[p]	174,899[p]	13,958[p]	99[p]	8[p]	2,356[p]	20[p]
132,348								132,348					
2,877,746[s]		82[s]		(618,993)[s]			3,496,739[s]	2,877,746[s]		82[s]		(618,993)[s]	
							81,853[p]						
2,768,977[l]							63,548[p]	2,768,977[l]		NC			
696,421		97		(24,627)		72,698	721,048	696,421		97		(24,627)	
100,591							2[p]	100,595					
1,315,572[p]	54,764[p]	100[p]	4[p]	3,305[p]	6[p]	51,455[p]	1,318,878[p]	1,315,572[p]	54,764[p]	100[p]	4[p]	3,305[p]	6[p]
						41,046[p]	186,171[p]	179,814[p]	47,403[p]	97[p]	25[p]	6,357[p]	15[p]
679,012[l]	117,161[l]	98[l]	17[l]	16,343[l]	16[l]	100,818[l]	695,355[l]	679,012[l]	117,161[l]	98[l]	17[l]	16,343[l]	16[l]
2,659,848[p]							2,661,937	2,659,848[p]					
75,397	14,172	106	20	-4,322	-23	18,494	71,075	75,397	14,172	106	20	-4,322	-23
							828[l,p]						
1,705[p]							399,668[p]	1,705[p]					
--	--	--	--	--	--		1,811[s]	1,202[l,p]					
4,100,992[l]	50,167[l,p]	68[l]		(1,928,430)[l]		45,607[l,p]	6,029,422[l]	4,100,992[l]	50,167[l,p]	68[l]		(1,928,430)[l]	
353,642[p]							524,197[l]	353,642[p]					
44,822	2,750	102	6	-929	-25	3,679	43,893	44,822	2,750	102	6	-929	-25
802,353		95		(42,012)			844,365	802,353		95		(42,012)	
							1,835,326[l]						
42,036[l]								42,036[l]					
238,300[l]								559,910[l]					
								N/A					

Oregon--Limited jurisdiction courts--Data were avialble for only 26 of the 44 Justice Court locations and 94 of the 170 Municipal Court locations.

Tennessee--General jurisdiction courts--No disposition data are available for the Circuit Court and Criminal Court located in the ten counties serving as pilot sites for the new computerized information system.

Texas--Limited jurisdiction courts--Data reported in this table are based on a less than complete reporting for all courts. The reporting rates for the courts were: County Court at Law, Constitutional County Court, and Probate Court--ninety-seven percent; Municipal Court --eighty-four percent; Justice of the Peace Court--seventy-seven percent.

Utah--Limited jurisdiction courts--The only data available for the Justice Court cover the six-month period from January 1, 1977 to June 30, 1977. One hundred forty-nine of the one hundred seventy-nine justices of the peace sent in 769 monthly reports.

West Virginia--Limited jurisdiction courts--No data were available for Magistrate Courts located in three counties; courts in thirteen others reported incomplete data.

Wisconsin--Limited jurisdiction courts--No data were available for fifteen court locations.

[k]Additional information:

Alabama--Limited jurisdiction courts--During 1977 the District Court was created to take the place of numerous other limited jurisdiction courts. It started the year with no cases pending. Each of the other caseload figures were influenced by its start up, also.

Kansas--General jurisdiction courts--During the 1977 court year, most of the trial courts of Kansas were unified into one general jurisdiction court. The large volume of cases pending at the end of the year compared to those pending at the beginning of the year reflects the new traffic jurisdiction this court was given as a result of the unification.

[p]Data were not available for all courts in the state.

[s]Data are known to include parking cases.

Table 40: DWI/DUI caseflow for trial courts, 1977.
State population. Courts reporting DWI/DUI caseflow. Disposed and end pending as a percent of filed. Number and percent change in pending. Filed per 100,000 population

State and court title	State population in thousands	Beginning pending	Filed	Disposed	End pending	As percent of filed: Disposed	As percent of filed: End pending	Change in pending: Number	Change in pending: Percent	Filed per 100,000 population
Arkansas--STATE TOTAL	2,207		22,895[1]							1,037[1]
Municipal Court[1]	--		21,094[1]							956[1]
City Court, Police Court, and Justice of the Peace Court[1]	--		1,801[1]							82[1]
Hawaii--STATE TOTAL	916	828	1,889	1,795	922	95	49	94	11	206
Circuit Court	--	9	12	10	11	83	92	2		1
District Court	--	819	1,877	1,785	911	95	49	92	11	205
Idaho--STATE TOTAL	893	1,231	7,578	7,214	1,595	95	21	364	30	858
District Court	--	2	14	16	0	114	0	-2	NC	2
Magistrates Division of District Court	--	1,229	7,564	7,198	1,595	95	21	366	30	857
Kansas--District Court	2,318	38	43	64	17	149	39	-21	-55	2
Massachusetts--District Court	5,744		21,308							371
Ohio--STATE TOTAL	10,771	10,107	64,776	64,673	10,206	100	16	99	1	601
County Court	--	2,484	12,033	13,023	1,490	108	12	-994	-40	112
Municipal Court	--	7,623	52,743	51,650	8,716	98	16	1,093	14	490
Oklahoma--District Court	2,866	5,233	11,417	9,890	6,760	87	59	1,527	29	398
South Carolina--Magistrate Court	2,989		12,075							404
Tennessee--Circuit Court and Criminal Court	4,402		1,811	1,202[1]						41
Texas--County Court at Law, Constitutional County Court and Probate Court[1]	13,192	45,607	82,360	77,800	50,167	94	61	4,560	10	624
Utah--Justice of the Peace Court	1,316		1,448[1]							110[1]

Note: All available data are entered in the table and all appropriate calculations are included. Blank spaces indicate that either the data are not available or the calculations were not appropriate.

-- = Not applicable.

[1]Data are not complete.
Arkansas--Municipal Court--Only partial data were available for six counties; nine counties reported no data.
City Court, Police Court, and Justice of the Peace Court--Only partial data were available for two court locations; forty-five court locations did not report any data.
Tennessee--No data were available for cases disposed in ten counties that are pilot sites for a new computerized statistical information system.
Texas--Data reported in this table are based on incomplete reporting for these courts. The reporting rate for these courts was 97 percent.
Utah--Data reported in this table are based on reports for the six-month period from January 1, 1977 to June 30, 1977. No reports were received from sixteen court locations.
[P]Data were not available for all courts in the state.

Table 41: Other traffic violations caseflow for trial courts, 1977.
State population. Courts reporting other traffic violations caseflow. Disposed and end pending as a percent of filed. Number and percent change in pending. Filed per 100,000 population

State and court title	State population in thousands	Beginning pending	Filed	Disposed	End pending	As percent of filed: Disposed	As percent of filed: End pending	Change in pending: Number	Change in pending: Percent	Filed (disposed) per 100,000 population
Alaska--District	396		85,861	77,709[1]						21,682
Arkansas--STATE TOTAL	2,207		360,017[1]							16,313[1]
Municipal Court[1]	--		342,086[1]							15,500[1]
City Court and Police Court[1], and Justice of the Peace Court[1]	--		17,931[1]							812[1]
California--STATE TOTAL	22,350		5,316,016	4,876,061		92		(439,955)		23,785
Justice Court	--		508,870	461,013		91		(47,857)		2,277
Municipal Court	--		4,807,146	4,415,048		92		392,098)		21,508
Connecticut--Court of Common Pleas	3,089	19,005	262,872	265,236	16,551	101	6	-2,454	-13	8,510
Delaware--Family Court	595	266								
District of Columbia--Superior Court	682	6,867	120,526	120,808	6,585	100	5	-282	-4	17,672
Florida--County Court	8,889		1,936,458	1,787,583		92		(148,875)		21,785
Georgia--Juvenile Court[1]	5,212		2,982[1]	2,789[1]						57[1]
Hawaii--STATE TOTAL	916	44,848	181,633	177,434	49,047	98	27	4,199	9	19,829
Circuit Court	--	104	96	116	84	121	88	-20	19	10
District Court	--	44,744	181,537	177,318	48,963	98	27	4,219	9	19,818
Idaho--STATE TOTAL	883	3,786	185,699	185,459	4,026	100	2	240	6	21,030
District Court	--	2	3	3	2			0		<1
Magistrates Division[2]	--	3,784	185,696	185,456	4,024	100	2	240	6	21,030
Indiana--STATE TOTAL	5,405	48,704	311,463	297,372	62,339	95	20	13,635	28	5,762
Superior Court and Circuit Court	--	5,362	94,760	92,314	7,352	97	8	1,990	37	1,753
County Court	--	15,686	136,787	129,810	22,663	95	17	6,977	45	2,531
Municipal Court of Marion County	--	27,656	79,916	75,248	32,324	94	40	4,668	17	1,479
Iowa--District Court	2,914	16,796	271,039	266,429	21,406	98	8	4,610	27	9,310
Kansas--District Court	2,318	45	107,827	101,591	6,281	94	6	6,236	(k)	4,652
Kentucky--County Court, Quarterly Court, Police Court, and Justice Court[b]	3,575		418,962							11,719
Louisiana--City Court and Parish Court,[1] and Traffic Court of New Orleans	4,016		382,865							9,533
Maine--Superior Court	1,105	397	1,881	1,429	849	76	45	452	114	170
Massachusetts--District Court	5,744		541,535							9,428
Michigan--Recorder's Court of Detroit	9,157	3,169[1]	206,685	9,668[1]	4,426[1]			1,257[1]	40[1]	2,257
Minnesota--County Court	3,980	73,570[1]	470,948[1]	457,038	109,218[1]					(11,483)
Nebraska--County Court	1,554	11,602	177,255	174,899	13,958	99	8	2,356	20	11,406
New Hampshire--STATE TOTAL	872			132,348						(15,178)
District Court	--			125,840						(14,431)
Municipal Court	--			6,508						(746)
New Jersey--STATE TOTAL	7,342		1,012,386	944,045		93		(68,341)		13,788
County District Court	--		33,289	29,172		90		(3,117)		453
Municipal Court	--		980,097	914,873		93		(65,224)		13,349
New York--STATE TOTAL	17,852		63,548[P]	2,768,977[1][P]						(15,111)[1][P]
District Court and City Court[1]	--			971,764[1]						(5,443)[1]
Criminal Court of the City of New York	--		63,548							356
Town and Village Court	--			1,797,213						(10,067)
North Dakota--STATE TOTAL	649		2[P]	100,622						(15,504)
District Court	--		2	4				2		<1
County Court with Increased Jurisdiction	--			42,032						(6,476)
Municipal Court	--			41,041						(6,324)
County Justice Court	--			17,545						(2,703)
Ohio--STATE TOTAL	10,721	41,352	1,254,102	1,250,899	44,558	100	4	3,206	8	11,643
County Court	--	4,777	156,341	156,379	4,739	100	3	-38	-1	1,451
Municipal Court	--	36,575	1,097,761	1,094,520	39,819	100	4	3,244	9	10,192
Oklahoma--District Court	2,866	39,813	174,754	169,924	40,643	97	23	4,830	13	6,097
Oregon--Municipal Court[1]	2,439	29,773[1]	144,358[1]	141,238[1]	32,893[1]	98[1]	23[1]	3,120[1]	10[1]	5,919[1]
Rhode Island--Family Court	955		828							87
South Carolina--STATE TOTAL	2,989		399,666[P]	1,705[P]						13,371[P]
Family Court	--			1,705						(57)
Magistrate Court	--		399,678							13,371
Texas--Municipal Court[1]	13,192		2,331,453[1]	1,755,310[1]		75[1]		(576,623)[1]		17,677[1]
Utah--STATE TOTAL	1,316		202,440[1]							15,383[1]
Juvenile Court	--		12,884							979
City Court	--		117,399							8,921
Justice Court	--		72,161[1]							5,483[1]
Washington--Municipal Court	3,772		260,434[1]							6,904[1]
West Virginia--Magistrate Court	1,906			42,036[1]						(2,205)[1]
Wisconsin--Municipal Justice Court	4,613			129,812[1]						(2,814)[1]

Note: All available data are entered in the table and all appropriate calculations are included. Blank spaces indicate that either the data are not available or the calculations were not appropriate.

-- = Not applicable.

[1]Data are not complete:
Alaska--Disposed figure does not include "misdemeanor traffic" or "other criminal--traffic on formal complaint."
Arkansas--Municipal Court--Incomplete data were reported for six counties; no data were available for nine others. City Court, Police Court, and Justice of the Peace Court--Incomplete data were reported for two cities; no data were available for forty-five others.
Georgia--No data were reported for one circuit; another circuit reported filings only.
Michigan--Pending and disposed data include "state misdemeanor cases," but do not include "accident" or "moving" cases.
Minnesota--Pending and filing data include "traffic" and "traffic violation bureau" cases but do not include "juvenile traffic" cases.
New York--District Court and City Court--No data were reported for three court locations. Incomplete data were reported for ten others.
Oregon--Data are based on reports received from 94 of the 170 courts.
Texas--Data reported here are based on an incomplete number of monthly reports. The reporting rate for this court was eighty-four percent.
Utah--Justice Court--Data are based on pretrial reports received for the six-month period from January 1, 1977 to June 30, 1977. No reports were received for sixteen court locations.
Washington--No data were available for courts located in eleven towns.
West Virginia--No data were received for courts located in three counties; incomplete data were received for eleven others.
Wisconsin--No data were available for fifteen court locations.
[k]Additional information:
Kansas--This state unified its trial courts during the 1977 court year. As a result, the traffic jurisdiction of this court increased greatly, as is reflected in the increase in the number of cases pending during the year.
[P]Data were not available for all courts in the state.

Table 42: Traffic disposition types for trial courts, 1977.
State population. Courts reporting traffic disposition type data. Pleas, violations bureau, bail or bond forfeitures, total convictions, trial convictions, acquitted, nolle prosequi, and dismissed. Each disposition type as a percent of traffic dispositions

State and court title	State population in thousands	Total traffic dispositions (filings)	Plea		Violations Bureau*		Bail or bond forfeiture		Total conviction		Trial conviction		Acquittal		Nolle prosequi		Dismissal	
			Number	As percent of disposed	Number	As percent of disposed	Number	As percent of disposed	Number	As percent of disposed	Number	As percent of disposed	Number	As percent of disposed	Number	As percent of disposed	Number	As percent of disposed
Alaska--District Court	396	77,709[1r]	17,724[1r]	23[1r]					65,645[1r]	84[1r]	662[1r]	1[1r]						
California--STATE TOTAL	22,350	12,631,824[s]	1,182,057[s]	9[s]	NH	--	9,675,571[s]	77[s]	1,323,551[s]	10[s]	141,494[s]	1[s]	64,369[s]	1[s]			1,522,525[s]	12[s]
Municipal Court	--	11,999,070[s]	1,102,581[s]	9[s]	NH	--	9,209,541[s]	77[s]	1,235,000[s]	10[s]	132,419[s]	1[s]	60,948[s]	1[s]			1,462,134[s]	12[s]
Justice Court	--	632,754[s]	79,476[s]	13[s]	NH	--	466,030[s]	74[s]	88,551[s]	14[s]	9,075[s]	1[s]	3,421[s]	1[s]			60,391[s]	10[s]
District of Columbia--Superior Court	682	120,808	9,859	8	NH	--	7,814	6							14,797	12	6,144	5
Florida--County Court	8,889	1,787,583	228,397	13			12,131	1										
Georgia--STATE TOTAL	5,212	276,816[1p]	91,429[1p]	33[1p]	NH	--	170,955[1p]	62[1p]									6,291[p]	
Superior Court[1]	--	11,075[1]	4,269[1]	39[1]	NH	--	6,197[1]	56[1]										
State Court[1] and County Court	--	151,195[1]	56,426[1]	37[1]	NH	--	87,121[1]	58[1]										
Probate Court	--	114,546	30,734	27	NH	--	77,637	68									6,291	5
Hawaii--STATE TOTAL	916	611,234[s]	[dp]		NH	--	431,259[ps]		63,309[ps]						2,662[s]	1[s]	68,437[s]	11[s]
Circuit Court	--	126	4	3	NH	--									2	2	1	1
District Court	--	611,108[s]			NH	--	431,225[s]	71[s]	63,303[s]	10[s]					2,660[s]	1[s]	68,436[s]	11[s]
Kansas--District Court	2,318	101,495[1r]	84,255[1r]	83[1r]			11,910[1r]	12[1r]	86,147[1r]	85[1r]	1,992[1r]	2[1r]	182[1r]	1[1r]			3,156[1r]	3[1r]
Michigan--STATE TOTAL	9,157	1,535,789[1]			808,933[1]	53[1]												
District Court	--	1,346,639			708,515	53												
Municipal Court[1]	--	189,150[1]			100,418[1]	53[1]												
Minnesota--STATE TOTAL	3,980	507,332[1]	147,302[1]	29[1]	305,576[1]	60[1]												
County Court	--	435,300[1]	106,296[1]	24[1]	305,576[1]	70[1]												
County Municipal Court	--	72,032	41,006	57	NH	--												
New Jersey--STATE TOTAL	7,342	2,877,746[s]			2,413,448[s]	84[s]			353,057[s]	12[s]								
County District Court	--	56,587[s]			49,218[s]	87[s]			5,765[s]	10[s]								
Municipal Court	--	2,821,159[s]			2,364,230[s]	93[s]			347,292[s]	12[s]								
New York--District Court and City Court[1]	17,852	971,764[1]	765,937[1]	79[1]	NH	--											187,973[1]	19[1]
North Carolina--District Court	5,668	696,421	151,842	22	NH	--			97,933[p]	97[p]			1,158[p]	1[p]			1,500[p]	1[p]
North Dakota--STATE TOTAL	649	100,591[p]			NH	--			41,390	98			305	1			337	1
County Court with Increased Jurisdiction	--	42,032			NH	--			17,154	98			152	1			239	1
County Justice Court	--	17,545			NH	--			39,389	96			701	2			924	2
Municipal Court	--	41,014			NH	--												
Ohio--STATE TOTAL	10,771	1,315,572	530,976	40	588,333	45									5,443	1	37,464	3
County Courts	--	169,402	74,569	44	70,701	42									1,276	1	2,677	2
Municipal Court	--	1,146,170	456,407	40	517,632	45									4,167	1	34,787	3
Pennsylvania--District Justice Court	11,882	929,515	749,048	81	NH	--			784,656	84	35,608	4	35,380	4	44,553	5		
Puerto Rico--District Court	3,321	75,397	50,257	67	NH	--	NH	--	52,786	70	2,529	3	3,610	5			13,811	18
Texas--STATE TOTAL	13,192	4,100,992[1s]	63,866[1pr]		771,906[1]	19[1]	180,479[1ps]		960,642[1pr]		312,597[1s]	8[1s]	56,908[1s]	1[1s]			300,301[1s]	7[1s]
County Court at Law, and Constitutional County Court[1]	--	77,800[1r]	63,866[1r]	82[1r]	NH	--			64,614[1r]	83[1r]	748[1r]	1[1r]	539[1r]	1[1r]			10,861[1r]	14[1r]
Municipal Court[1]	--	3,078,255[1s]			NH	--	171,615[1s]	6[1s]			196,590[1s]	6[1s]	50,009[1s]	2[1s]			246,891[1s]	8[1s]
Justice of the Peace Court[1]	--	944,937[1]			771,906[1]	82[1]	8,863[1]	1[1]	896,028[1]	95[1]	115,259	12	6,360	1			42,549[1]	5[1]
Utah--City Court	1,316	353,642[s]	40,045[s]	11[s]	NH	--	299,172[s]	85[s]									7,779[s]	2[s]
Vermont--District Court	492	44,822	36,804	82	6,140	14									753	2	712	2
Washington--STATE TOTAL	3,772						496,995[1]											
Municipal Court	--						160,361[1]											
District Court and Justices of the Peace[k]	--						336,634											

Note: All available data are entered in the table and all appropriate calculations are included. Blank spaces indicate that either the data are not available or the calculations were not appropriate.

NH = This case type is not handled in this court.
— = Not applicable.

*Violations Bureau dispositions: These cases were disposed by a Violations Bureau, usually with just the payment of a fine. In the Texas Justice of the Peace Court these are called payment of fine dispositions.

[I]Data are not complete:
Alaska--The figure given for total traffic dispositions and for type of dispositions includes only "other traffic."
Georgia--Superior Court--Data are given only for cases filed on or after July 1, 1970.
State Court--No data from the court in DeKalb County are available.
Kansas--Data are only given for "traffic" cases and do not include "other traffic" or DWI/DUI cases disposed by this court. These "traffic" cases were a new area of jurisdiction created in this court when the Kansas court system was reorganized in the middle of the 1977 court year.
Michigan--Municipal Court--No data were received for the court in Troy.
Minnesota--County Court--Data given do not include juvenile traffic cases.
New York--No data were received from three court locations. Incomplete data were received from ten others.
Texas--All courts--All data are based on incomplete reporting. In the County Courts, five percent of the courts reported no data or incomplete data. Municipal Court data are based on an eighty-four percent reporting rate. Justice of the Peace Courts submitted seventy-seven percent of all possible reports.
Washington--Municipal Court--No data were available for eleven court locations.
[K]Additional information:
Washington--District Court and Justices of the Peace--These data include Municipal Court cases that are processed in the District Courts that contract with the municipalities for that purpose.
[P]Data were not available for all courts in the state.
[T]Data do not include parking cases.
[S]Data are known to include parking cases.

Table 43: General jurisdiction, limited jurisdiction, and all trial courts juvenile caseflow, 1977. State juvenile population. Disposed and end pending as a percent of filed. Number and percent change in pending

State	Juvenile population in thousands	General jurisdiction courts				As percent of filed		Change in pending		Limited	
		Beginning pending	Filed	Disposed	End pending	Disposed	End pending	Number	Percent	Beginning pending	Filed
Alabama	1,148	0	10,764	9,371	1,393	87	13	1,393		0P	13,423P
Alaska	149		1,483	1,111		75		(372)		NH	NH
Arizona	736	871[1]	12,404[1]	9,655[1]	2,480[1]	78[1]		1,609[1]	185[1]	NH	NH
Arkansas	649	NH	NH	NH	NH	--	--	--	--		9,884
California	6,268		107,786	99,951		93		(7,835)		NH	NH
Colorado	798		16,078							NH	NH
Connecticut	870	NH	NH	NH	NH	--	--	--	--	5,623	13,329
Delaware	175	NH	NH	NH	NH	--	--	--	--	2,380	
District of Columbia	183	1,104	6,289	6,466	926	103	15	-178	-16	--	--
Florida	2,248		76,271	65,313		86		(10,958)		NH	NH
Georgia	1,592	NH	NH	NH	NH	--	--	--	--		22,660[1]
Guam		256	490	365	381	74	78	125	49	--	--
Hawaii	280	3,276	8,075	7,937	3,414	98	42	138	4	NH	NH
Idaho	284	2,253	7,733	7,637	2,349	99	30	96	4	--	--
Illinois	3,369	12,808	25,686	28,287	13,116	110	51	308	2	--	--
Indiana	1,648	9,229	15,776	14,908	10,097	94	64	868	9	2,567	6,483
Iowa	861		6,059	6,795		112		(-736)		--	--
Kansas	662	NH	NH	NH	NH	--	--	--	--		
Kentucky	1,060	NH	NH	NH	NH	--	--	--	--		26,930
Louisiana	1,317	NH	NH	NH	NH	--	--	--	--		40,193[1]
Maine	328	NH	NH	NH	NH	--	--	--	--		5,083[1]
Maryland	1,217	4,793[1]	23,702	24,442	4,045[1]	101		-752[1]	-16[1]	3,067[1]	2,899
Massachusetts	1,611	NH	NH	NH	NH	--	--	--	--		48,620
Michigan	2,848	NH	NH	NH	NH	--	--	--	--		30,045
Minnesota	1,214										
Mississippi	815										
Missouri	1,391	9,031	16,734	16,364	9,401	98	56	370	4	NH	NH
Montana	240										
Nebraska	466	NH	NH	NH	NH	--	--	--	--	1,088P	4,860
Nevada	195		535[1]							NH	NH
New Hampshire	255	NH	NH	NH	NH	--	--	--	--		
New Jersey	2,098	NH	NH	NH	NH	--	--	--	--	12,678	82,243
New Mexico	409										
New York	5,030	NH	NH	NH	NH	--	--	--	--	23,473	47,440
North Carolina	1,660	NH	NH	NH	NH	--	--	--	--		22,622
North Dakota	202		974	888		91		(86)		NH	NH
Ohio	3,219	17,632	202,796	200,893	19,535	99	10	1,903	11	NH	NH
Oklahoma	815	5,355	8,905	8,038	6,223	90	70	868	16	NH	NH
Oregon	686		14,430								223
Pennsylvania	3,278	4,859	35,614	34,201	6,272	96	18	1,413	29	NH	NH
Puerto Rico		1,499	5,647	5,607	1,489	99	26	-10	-1	NH	NH
Rhode Island	261	NH	NH	NH	NH	--	--	--	--		5,894
South Carolina	921	NH	NH	NH	NH	--	--	--	--		
South Dakota	214		3,519[1]	4,487[1]		128[1]		(-968[1])		--	--
Tennessee	1,269	NH	NH	NH	NH	--	--	--	--		
Texas	4,044	4,952[1]	11,141[1]	10,808[1]	5,285[1]	97[1]	47[1]	333[1]	7[1]	1,144[1]	1,650[1]
Utah	472	NH	NH	NH	NH	--	--	--	--		22,939
Vermont	147	NH	NH	NH	NH	NH	--	--	--	254	1,038
Virginia	1,497	NH	NH	NH	NH	--	--	--	--		115,745
Washington	1,080		14,824							NH	NH
West Virginia	545	3,510	7,318	7,522	3,306	103	45	-204	-6	NH	NH
Wisconsin	1,407			17,512						NH	NH
Wyoming	129									NH	NH

Note: All available data are entered in the table and all appropriate calculations are included. Blank spaces indicate that the data are not available or the calculations were not appropriate.

NH = This case type is not handled in this court.
-- = Not applicable.

Jurisdiction courts					All trial courts							
		As percent of filed		Change in pending					As percent of filed		Change in pending	
Disposed	End pending	Disposed	End pending	Number	Percent	Beginning pending	Filed	Disposed	End pending	Disposed	End pending	Number	Percent
10,683P	2,740P	80P	20P	2,740P		0P	24,187P	20,054P	4,133P	83P	17P	4,133P	
NH	NH	--	--	--	--		1,483	1,111		75		(372)	
NH	NH	--	--	--	--	871[1]	12,404[1]	9,655[1]	2,480[1]	78[1]		1,609[1]	185[1]
							9,884						
NH	NH	--	--	--	--		107,786	99,951		93		(7,835)	
NH	NH	--	--	--	--		16,078						
14,508	4,444	109	33	-1,179	-21	5,623	13,329	14,508	4,444	109	33	-1,179	-21
--	--	--	--	--	--	2,380							
NH	NH	--	--	--	--	1,104	6,289	6,466	926	103	15	-178	-16
24,960[1]		110[1]		(-2,300[1])			76,271	69,313		86		(10,958)	
--	--	--	--	--	--		22,660[1]	24,960[1]		110[1]		(-2,300[1])	
						256	490	365	381	74	78	125	49
NH	NH	--	--	--	--	3,276	8,075	7,937	3,414	98	42	138	4
--	--	--	--	--	--	2,253	7,733	7,637	2,349	99	30	96	4
--	--	--	--	--	--	12,808	25,686	28,287	13,116	110	51	308	2
6,131	2,919	95	45	352	14	11,796	22,259	21,039	13,016	94	58	1,220	10
--	--	--	--	--	--		6,059	6,795		112		(-736)	
22,070								22,070					
							26,930						
							40,193[1]						
3,329	2,642[1]	115		-425[1]	-14[1]	7,864[1]	5,083[1]	27,771	6,687[1]	104		-1,177[1]	-15[1]
11,433[1]	29,939		100				48,620						
14,402							30,045	11,433[1]	29,939		100		
								14,402P					
NH	NH	--	--	--	--	9,031	16,734	16,364	9,401	98	56	370	4
2,883P	1,073P			-15P	-1P								
NH	NH	--	--	--	--	1,088P	4,860	2,883P	1,073P			-15P	-1P
5,850							535[1]						
								5,850					
81,675	13,246	99	16	568	4	12,678	82,243	81,675	13,246	99	16	568	4
NH	NH	--	--	--	--								
[illegible]346	12,343	123	26	-11,130	-47	23,473	47,440	58,346	12,343	123	26	-11,130	-47
23,308		103		(-686)			22,622	23,308		103		(-686)	
NH	NH	--	--	--	--		974	888		91		(86)	
NH	NH	--	--	--	--	17,632	202,796	200,893	19,535	99	10	1,903	11
NH	NH	--	--	--	--	5,355	8,906	8,038	6,223	90	70	868	16
							14,653						
NH	NH	--	--	--	--	4,859	35,614	34,201	6,272	96	18	1,413	29
NH	NH	--	--	--	--	1,499	5,647	5,607	1,489	99	26	-10	-1
							5,894						
14,296								14,296					
--	--	--	--	--	--		3,519[1]	4,487[1]		128[1]		(-968[1])	
1,369[1]	1,425[1]	83[1]	86[1]	281[1]	25[1]	6,096[1]	12,791[1]	12,177[1]	6,710[1]	95[1]	52[1]	61[1]	10[1]
15,862[1]							22,939	15,862[1]					
1,094	198	105	19	-56	-22	254	1,038	1,094	198	105	19	-56	-22
94,048		81		(21,697)			115,745	94,048		81		(21,697)	
NH	NH	--	--	--	--		14,824						
NH	NH	--	--	--	--	3,510	7,318	7,522	3,306	103	45	-204	-6
NH	NH	--	--	--	--			17,512					

[1]Data are not complete:
Arizona--General jurisdiction court--There were no juvenile non-offense or juvenile traffic data reported for the court located in Maricopa County; the court in Pima County did not report juvenile traffic data either.
Georgia--Limited jurisdiction courts--No data were available for one circuit of the Juvenile Court; another circuit reported filings only.
Louisiana--Limited jurisdiction courts--No data were available for two locations of the City Court and Parrish Court. Data for the entire year for the other court locations were estimated, based on varying amounts of data.
Maine--Limited jurisdiction courts--Data for the District Court were not reported for two court locations.
Michigan--Limited jurisdiction courts--Dispositions from the Probate Court do not include non-offense cases.
Nevada--General jurisdiction court--The only data that were available are for the court located in the Second District (Washoe County). Approximately twenty-five percent of the total state population lives there.
South Dakota--General jurisdiction court--No data are included for cases heard by the lawyer magistrates and lay magistrate/clerks who also serve this court.
Texas--All courts--Data reported for all courts in this table are based on a less than complete number of monthly reports. The reporting rate for the Texas District Court, Domestic Relations Court, and Juvenile Court (general jurisdiction) was ninety-eight percent and for the County Courts (limited jurisdiction) was ninety-seven percent.
Utah--Limited jurisdiction courts--Disposition data for the Juvenile Court only includes criminal-type offense cases.
[J]Explanation of data included in the category:
Maryland--All Courts--Pending data include figures for criminal adult offenses against juveniles. Juvenile cases are heard in the District Court, a court of limited jurisdiction, in Montgomery County, but in the Circuit Court, the court of general jurisdiction, in the rest of the state.
PData were not available for all courts in the state.

Table 44: Criminal-type offense caseflow for trial courts, 1977.
State juvenile population. Courts reporting delinquency caseflow. Disposed and end pending as a percent of filed. Number and percent change in pending. Filed per 100,000 juvenile population

State and court title	Juvenile population in thousands	Beginning pending	Filed	Disposed	End pending	As percent of filed: Disposed	As percent of filed: End pending	Change in pending: Number	Change in pending: Percent	Filed (disposed) per 100,000 population
Alaska--Superior Court	149		1,275							856
California--Superior Court	6,268		93,171	86,845		93		6,325		1,486
Colorado--District Court and Denver Juvenile Court	798		6,204							777
Connecticut--Juvenile Court	870	5,163	12,434	13,551	4,046	109	33	-1,117	-22	1,429
District of Columbia--Superior Court	183	818	5,276	5,406	688	102	13	-130	-16	2,883
Florida--Circuit Court	2,248		54,897	49,338		90		(5,559)		2,442
Georgia--Juvenile Court[c,1]	1,592		14,851[1]	16,207[1]		109[1]		(-1,356[1])		933[1]
Guam--Superior Court		85	273	214	144	78	53	59	69	
Hawaii--Circuit Court	280	2,121	5,157	5,242	2,036	102	39	-85	-4	1,842
Idaho--STATE TOTAL	284	2,000	7,263	7,145	2,118	98	29	118	6	2,557
District Court	--	1	1	0	2			1		<1
Magistrates Division[a]	--	1,999	7,262	7,145	2,116	98	29	117	6	2,557
Maryland--STATE TOTAL	1,217		22,979	23,814		104		(-835)		19
Circuit Court	--		20,928	21,424		102		(-496)		17
District Court	--		2,051	2,390		117		(-339)		2
Massachusetts--STATE TOTAL	1,611		43,839							2,721
District Court	--		33,838							2,100
Juvenile Court	--		10,001							621
Michigan--Probate Court	2,848			8,612						(302)
Minnesota--County Court	1,214			12,155						(1,001)
New Hampshire--STATE TOTAL	255			4,831						(1,895)
District Court	--			4,562						(1,789)
Municipal Court	--			269						(105)
New Jersey--Juvenile and Domestic Relations Court	2,098	11,902	73,400	72,986	12,316	99	17	414	3	3,499
New York--Family Court	5,030	11,702	25,959	31,259	6,402	120	25	-5,300	-45	516
North Carolina--District Court	1,660		13,105	12,796		98		(309)		789
North Dakota--District Court	202		542	513		95		(29)		268
Oklahoma--District Court	815	2,950	4,680	4,357	3,273	93	70	323	11	574
Puerto Rico--Superior Court		1,449	5,647	5,607	1,489	99	26	40	3	
Rhode Island--Family Court	261		4,464							1,710
South Carolina--Family Court	921			10,514						(1,142)
South Dakota--Circuit Court[1]	214		3,020[1]	3,865[1]		128		(-845)		1,411[1]
Texas--STATE TOTAL	4,044		9,460[1]							188[1]
District Court and Juvenile Court[1]	--		8,148[1]							162[1]
County Court at Law, Constitutional County and Probate Court[1]	--		1,312[1]							26[1]
Utah--Juvenile Court	472		15,338	15,862		103		(-524)		3,250

Note: All available data are entered in the table and all appropriate calculations are included. Blank spaces indicate that the data are not available or the calculations were not appropriate.

-- = Not applicable.

[c]Judge information:
Judges of the Georgia State Court handle juvenile cases in those circuits not served by a Juvenile Court. Those cases are included in these figures.

[1]Data are not complete:
Georgia--Data are not available for some court locations.
South Dakota--No data are included for cases disposed by lawyer magistrates or lay magistrates/clerks in this court.
Texas--All data given are based on incomplete reporting by the courts. The District Court and Juvenile Court reporting rate was ninety-eight percent; the County Court reporting rate was ninety-seven percent.

[j]Explanation of data included in the category:
Maryland--Data on juvenile cases from the Montgomery County District Court are included in these figures.

Table 45: Status offense caseflow for trial courts, 1977.
State juvenile population. Courts reporting status offenses caseflow. Disposed and end pending as a percent of filed. Number and percent change in pending. Filed per 100,000 juvenile population

State and court title	Juvenile population in thousands	Beginning pending	Filed	Disposed	End pending	As percent of filed: Disposed	As percent of filed: End pending	Change in pending: Number	Change in pending: Percent	Filed (disposed) per 100,000 juvenile population
Alaska--Superior Court	149		163							109
Colorado--District Court and Denver Juvenile Court	798		919							115
District of Columbia--Superior Court	183	105	474	509	70	107	15	-35	-33	259
Florida--Circuit Court[b]	2,248		3,772	2,789		73.9		(983)		168
Georgia--Juvenile Court[c,1]	1,592		5,435[1]	5,608[1]						341[1]
Hawaii--Circuit Court	280	461	1,478	1,421	518	96	35	57	12	528
Massachusetts--STATE TOTAL	1,611		3,478							216
District Court	--		2,248							140
Juvenile Court	--		1,230							76
Michigan--Probate Court	2,848			2,821						(99)
New Hampshire--STATE TOTAL	255			531						(208)
District Court	--			494						(194)
Municipal Court	--			37						(15)
New Jersey--Juvenile and Domestic Relations Court	2,098	776	8,843	8,689	930	98	11	154	20	422
New York--Family Court	5,030	5,108	12,265	15,197	2,176	124	18	-2,932	-57	244
North Carolina--District Court	1,660		4,567	4,943		108		(-376)		275
North Dakota--District Court	202		237	210		89		(27)		117
Oklahoma--District Court	815	1,315	1,586	1,631	1,270	103	80	-45	-3	195
South Dakota--Circuit Court[1]	214		499[1]	622[1]		125		(-123)[1]		233[1]
Texas--STATE TOTAL	4,044		1,635[1]							40[1]
District Court and Juvenile Court	--		1,297[1]							32[1]
County Court at Law, Constitutional County Court, and Probate Court[1]	--		338[1]							8[1]
Utah--Juvenile Court	472		6,049							1,282

Note: All available data are entered in the table and all appropriate calculations are included. Blank spaces indicate that either the data are not available or the calculations were not appropriate.

-- = Not applicable.

[c]Judge information:
Georgia--Judges of the State Court handle juvenile cases in those circuits not served by a Juvenile Court. Those cases are included in these figures.

[1]Data are not complete:
Georgia--Data are not available for one court location; another location reported filings only.
South Dakota--No data are included for cases heard by lawyer magistrates or lay magistrates/clerks in this court.
Texas--All courts--Data for all courts are based on an incomplete number of monthly reports. The reporting rate was ninety-eight percent for the District Court and Juvenile Court and ninety-seven percent for the County Courts.

Table 46: Non-offense caseflow for trial courts, 1977.
State juvenile population. Courts reporting dependency and neglect caseflow. Disposed and end pending as a percent of filed. Number and percent change in pending. Filed per 100,000 juvenile population

State and court title	Juvenile population in thousands	Beginning pending	Filed	Disposed	End pending	As percent of filed: Disposed	As percent of filed: End pending	Change in pending: Number	Change in pending: Percent	Filed (disposed) per 100,000 population
Alaska--Superior Court	149		45							30
California--Superior Court	6,268		14,615	13,106		90		(1,509)		233
Colorado--District Court and Denver Juvenile Court	798		1,950							244
Connecticut--Juvenile Court	870	460	895	957	398	107	44	-62	-13	103
District of Columbia--Superior Court	183	181	539	551	168	102	31	-13	-7	295
Florida--Circuit Court	2,248		17,602	13,186		75		(4,416)		783
Georgia--Juvenile Court[1]	1,592		1,305[1]	2,267[1]						82[1]
Hawaii--Circuit Court	280	150	191	174	167	91	87	17	11	68
Idaho--STATE TOTAL	284	253	470	492	231	105	49	-22	-9	165
District Court	--	1	2	2	1			0		<1
Magistrates Division	--	252	468	490	230	105	49	-22	-9	165
Massachusetts--STATE TOTAL	1,611		1,303							81
District Court	--		914							57
Juvenile Court	--		389							24
Michigan--Probate Court	2,848		4,748		12,123		255			167
Minnesota--County Court	1,214			1,497						(123)
New Hampshire--STATE TOTAL	255			488						(191)
District Court	--			479						(188)
Municipal Court	--			9						(4)
New York--Family Court	5,030	6,663	8,835	11,570	3,755	131	43	-2,908	44	176
North Carolina--District Court	1,660		4,950	5,569		113		(-619)		298
North Dakota--District Court	202		159	134		84		(25)		79
Oklahoma--District Court	815	1,090	2,640	2,050	1,680	78	64	590	54	324
Rhode Island--Family Court	261		1,194							457
Utah--Juvenile Court	472		1,552							329

Note: All data are entered in the table and all appropriate calculations are included. Blank spaces indicate that either the data are not available or the calculations were not appropriate.

-- = Not applicable.

[1]Data are not complete:
Georgia--No filings were given for one court circuit; no dispositions were given for two.

Preceding page blank

Table 47: Jury trials for civil, criminal, traffic, juvenile, and total caseflow, 1977. State population. Courts reporting jury trial data. Civil, criminal, traffic, juvenile, and total dispositions. Jury trials as a percent of dispositions

State and court title	State population in thousands	Jury trial definition	Jury trials				Dispositions				Jury trials as percent of dispositions			
			Civil	Criminal	Traffic	Total	Civil	Criminal	Traffic	Total	Civil	Criminal	Traffic	Total
Alabama--Circuit Court[1,8]	3,783	A		1,440	NH		64,269	23,443	NH	87,712		6	--	
Alaska--STATE TOTAL	396	A	67[1]	709[1]		776[1]	19,153	764[1,p]						
Superior Court[1,6]	--	A	50[1]	127[1]	NH	177[1]	10,672	764[1]	NH			17[1]	--	
District Court[1,7]	--	A	17	582[1]		599[1]	8,481				<1			
Arizona--Superior Court[1,1,8]	2,427	B	567[1]	770	NH	1,337[1]	63,955[1]	13,243	NH	77,198[1]	<1[1]	6	--	2[1]
California--STATE TOTAL	22,350	H	3,808	11,395	4,575	19,778	1,018,414	741,622	12,631,824	14,391,860	<1	2	<1	<1
Superior Court[1,9]	--	C	3,135	5,179	NH	8,314	436,716	51,378	NH	488,094	<1	10	--	2
Justice Court[1,9]	--	B	49	880	876	1,805	37,798	64,921	632,754	735,473	<1	1	<1	<1
Municipal Court[1,9]	--	B	666	5,336	3,701	9,703	543,900	625,321	11,999,070	13,168,291	<1	<1	<1	<1
Colorado--County Court[1,9]	2,596	C	65	221[1]	770	1,056[1]	55,120	25,506[1]	142,231		<1	<1	<1	
Connecticut--STATE TOTAL	3,089	C	527[1]	119[1,p]		646[1]	54,902[1]				<1[1]			
Superior Court[1,8]	--	C	292	119[1]	NH	411[1]	25,040	4,486[1]	NH		1	3[1]	--	
Court of Common Pleas[1,9]	--	C	235[1]			235[1]	29,862[1]				<1[1]			
Delaware--STATE TOTAL	595	C		366	NH			10,139	NH			4	--	
Superior Court[1,8]	--	C		319	NH			3,860	NH			8	--	
Court of Common Pleas[a,1,10]	--	C		47	NH			6,279	NH			<1	--	
District of Columbia--Superior Court[a,2,9]	682	A	243[j]	1,029[j]	49	1,321	149,872[j]	19,751[j]	120,808		<1[j]	5	<1	
Florida--STATE TOTAL	8,889	C	3,026[1]	4,835[1]	1,197[1]	9,058[1]	418,737[1]	294,151[1]	409,547[1]		<1[1]	2[1]	<1[1]	
Circuit Court[1,9]	--	C	2,964[1]	2,887[1]	NH	5,851[1]	205,366[1]	80,162[1]	NH		1[1]	4[1]	--	
County Court[1,9]	--	C	62	1,948	1,197[1]	3,207[1]	213,371	213,989	409,547[1]		<1	<1	<1	
Georgia--STATE TOTAL	5,212	A	2,955[1]	3,559[1]	346[1]	5,860[1]	198,059[1]	98,067[1]	162,270[1]	458,396[1]	1[1]	4[1]	<1[1]	1[1]
Superior Court[1,1,9]	--	A	2,006[1]	2,830[1]	70[1]	4,906[1]	90,681[1]	42,214[1]	11,075[1]	143,970[1]	2[1]	7[1]	<1[1]	3[1]
State Court[1] and County Court[1,9]	--	A	949[1]	729[1]	276[1]	1,954[1]	107,378[1]	55,853[1]	151,195[1]	314,426[1]	<1[1]	1[1]	<1[1]	<1[1]
Hawaii--Circuit Court[1,8]	916	C	95[1]	239	5	339[1]	16,116[1]	1,530	126		<1[1]	16	4	
Illinois--Circuit Court[1,7]	11,406	A	1,419[1]	1,275[1]		2,694[1]	167,012[1]	31,462[1]			<1[1]	4[1]		
Indiana--STATE TOTAL	5,405	A	51[p]	421[p]	56[p]	3,310	262,986	118,170	297,372(21,039*)	699,691				<1
Superior Court and Circuit Court[1,7]	--	A	X	X	X	2,576	186,340	48,717	92,314(14,908*)	342,279				<1
Criminal Court of Marion County[7]	--	A	NH	198	NH	198	NH	2,068	NH	2,068	--	10	--	10
County Court[1,7]	--	A	X	X	X	205	56,468	29,100	129,810	215,378				<1
Juvenile Court of Marion County[7]	--	A	NH	0	NH(4*)	4	NH	41	NH(5,343*)	5,384	--	0	--(1[s])	<1
Probate Court[1]	--	A	X	NH	NH(X*)	1	4,969	NH	NH(788*)	5,757		--	--(*)	<1
Municipal Court of Marion County[1,7]	--	A	51	223	56	330	15,209	38,244	75,248	128,825[k]	<1	<1	<1	<1
Iowa--District Court[1,5]	2,914	C	444[1]	1,123[1]	209	1,776	121,295[1]	174,186[1]	266,429			<1[1]	<1	
Kansas--STATE TOTAL	2,318		327	612[p]	15[p]	954[1]	77,424	14,412[p]	160[p]	232,060	<1			
District Court[1,7]	--	B	323	612[j]	15[j]	950	50,502	14,412	101,655	166,569	<1			<1
County Court[1,7]	--	B	1			1[1]	4,559			94,566	<1			
City Court, Magistrate Court, and Common Pleas Court[1,7]	--	B	3			3[1]	22,363			85,737	<1			
Maine--Superior Court[1,7]	1,105	F	167[1]	366	108	641[1]	4,519[1]	4,851	1,429		4[1]	8	8	
Maryland--Circuit Court[1,6]	4,195	A	985	2,076	NH	3,061	59,689	41,284	NH	100,973	2	5	--	3
Michigan--STATE TOTAL	9,157	C	2,365[1]	3,885[1,p]	2,292[1,p]	10,418[1]	483,390[1]	322,217[1]	1,545,457[1]	2,351,064[1]	<1[1]			<1[1]
Circuit Court[1,9]	--	C	1,201	1,899	NH	3,100	129,394	26,316	NH	154,710	<1	7	--	2
Recorder's Court of Detroit[9]	--	C	NH	X	X	1,876	NH	22,406[1]	9,668[1]	32,074[1]	--			
Common Pleas Court of Detroit[1]	--	C	373	NH	NH	373	165,648	NH	NH	165,648	<1	--	--	<1
District Court[1,9]	--	C	781	1,845	2,185	4,811	175,189	232,099	1,346,639	1,753,927	<1	<1	<1	<1
Municipal Court[1,1,9]	--	C	10[1]	141[1]	107[1]	258[1]	14,159[1]	41,396[1]	189,150[1]	244,705[1]	<1[1]	<1[1]	<1[1]	<1[1]
Minnesota--STATE TOTAL	3,980	A	1,427	951[1]	688	3,048	95,972[1]	69,794[1]	529,070		1[1]	1	<1	
District Court[3,12]	--	A	913	518	NH	1,431	18,814	9,821	NH	28,635	5	5	--	5
County Court[3,12]	--	A	199[j]	219[1]	493	910	69,607[j]	33,035[1]	457,038		<1	<1	<1	
County Municipal Court[3,12,2]	--	A	297	215	195	707	15,595	26,938	72,032	114,565	2	<1	<1	<1
Nevada--District Court[1,1,8]	678	A	68[1]	59[1]	NH	127[1]			NH				--	
New Hampshire--Superior Court[5,12]	872	H	245	363	NH	608	17,778	6,636	NH	24,414	1	5	--	2

New Jersey--STATE TOTAL	7,342	B	3,008	2,551[1]	--	5,559	361,373	27,911[1]	56,587		1	9	--	1
Superior Court (Law Division and Chancery Division) and County Court[2,6]	--	B	2,573	2,551[1]	NH	5,124	62,325	24,648[1]	NH		4	10[1]	--	6
County District Court[1,7]	--	B	435	--	--	435	299,048	3,263	56,587		<1	--	--	
New Mexico--STATE TOTAL	1,225	B	26[P]	457[P]		619[1]	33,259[P]	4,178[P]		37,437[P]				
District Court[1,9]	--	B		457	NH	457[1]	33,259	4,178	NH	37,437		11	--	
Magistrate Court[b,1,7]	--	B	26			162								
New York--STATE TOTAL	17,852	A	2,664[1]		NH	835[P]	255,994[1]	35,255	NH	292,249	1		--	
Supreme Court and County Court[1,1,8]	--	A	1,829[1]		NH		113,792[1]	35,255	NH	149,047	2[1]		--	
Civil Court of the City of New York[1]	--	A	835	NH	NH	835	143,202	NH	NH	143,202	<1	--	--	<1
North Carolina--STATE TOTAL	5,668	C	954	4,332	--	5,286	298,322	397,026	696,421	1,391,765	<1		--	
Superior Court[1,12]	--	C	531	4,332	NH	4,863	65,557	49,987	NH	115,544	<1	9	--	4
District Court[1,12]	--	C	423	NH	NH	423	232,765	347,039	696,421	1,276,225	<1	--	--	
North Dakota--District Court[1,6]	649	A		X	X	49[1]	7,899	1,056	4	8,959				
Ohio--STATE TOTAL	10,771	C	2,010	2,933[1]	1,161	6,104[1]	576,916	323,667	1,315,572		<1	<1	<1	
Court of Common Pleas[1,8]	--	C	1,680	1,990	NH	3,670	245,262	31,135	NH	276,397	<1	6	--	1
County Court[1,8]	--	C	4	120[1]	222	346[1]	19,841	23,043[1]	169,402		<1	<1	<1	<1
Municipal Court[1,8]	--	C	326	823	939	2,088	310,550	269,489	1,146,170	1,725,209	<1	<1	<1	<1
Court of Claims[a,1]	--	C	0	NH	NH	0	1,263	NH	NH	1,263	0	--	--	0
Oklahoma--District Court[1,6]	2,866	A	938	X	X(24*)	2,385	143,420	53,244	179,814(8,038*)	384,516	<1		(<1*)	<1
Oregon--Circuit Court[1,11]	2,439	C	1,147	921	NH	2,068	49,401[1]	14,119	NH	63,520[1]	2[1]	7	--	3[1]
Pennsylvania--Court of Common Pleas[1,8]	11,882	A	1,839[1]	3,127[1]	NH		20,987[1]	58,606[1]	NH		1[1]	5[1]	--	
Puerto Rico--Superior Court[1,10]	3,321	A	--	560	NH	560	--	25,002	NH	25,002	--	2	--	2
South Carolina--Magistrate Court[1,6]	2,989	J	374	X	X	2,746	95,320	X	X	568,690	<1			<1
South Dakota--Circuit Court[1,1,6]	2,989	C	136[1]	351[1]		487[1]	15,412[1]	13,273[1]			<1[1]	3[1]		
Tennessee--STATE TOTAL	4,402	C	1,254[1]			1,254[1]	46,546[1]	19,211[1]	1,202[1]	77,636				
Circuit Court and Criminal Court[1,1,6]	--	C	1,233[1]			1,233[1]	42,275[1]	19,211[1]	1,202[1]	73,367	3[1]			
Law and Equity Court[1,b,1]	--	C	21[1]	NH	NH	21[1]	4,271	NH	NH	4,271	<1[1]	--	--	<1[1]
Texas--STATE TOTAL	13,192	H	4,834[1]	5,280[1]	4,932[1]	15,046[1]	508,235[1]	754,870[1]	4,111,800[1]		1[1]	<1[1]	<1[1]	<1[1]
District Court and Criminal District Court[1,1,8]	--	C	2,901[1]	2,908[1]	NH(83[1]*)	5,892[1]	259,263[1]	77,303[1]	NH(10,808[1]*)		1[1]	4[1]	--(<1[1]*)	
County Court at Law, Constitutional County Court, and Probate Court [1,1,9]	--	A	1,116[1]	1,098[1]	874[1]	3,088[1]	83,871[1]	182,058[1]	77,800[1]	343,729[1]	1[1]	<1[1]	1[1]	<1[1]
Municipal Court[1,9]	--	A	NH	561[1]	1,284[1]	1,845[1]	NH	280,217[1]	3,078,255[1]	3,358,472[1]	--	<1[1]	<1[1]	<1[1]
Justice of the Peace Court[1,1,9]	--	A	817[1]	713[1]	2,691[1]	4,221[1]	165,101[1]	215,292[1]	944,937[1]	1,325,330[1]	<1[1]	<1[1]	<1[1]	<1[1]
Utah--STATE TOTAL	1,316	C	311	4,862	226	5,399	23,126[P]	2,999[P]	353,642	379,767[1]			<1	
District Court[1,7]	--	C	246	304	NH	550	22,843	2,999	NH	25,842	1	10	--	2
City Court[1,7]	--	C	65		227	292[1]	22,830	21,602	353,148	397,130			<1	
Vermont--STATE TOTAL	492	A	186[1]	130	17	331[1]	18,498[1]	18,077	44,822		1[1]	<1	<1	
Superior Court[1,6]	--	A	161[1]	3	NH	164[1]	3,748[1]	56	NH		4[1]	5	--	
District Court[1,7]	--	A	25[1]	127	17	169[1]	14,750[1]	18,021	44,822		<1[1]	<1	<1	
Virginia--Circuit Court[1,8]	5,206	C	1,948	2,008	NH	3,956	63,743	47,943	NH	111,686	3	4	--	4
Washington--STATE TOTAL	3,772	C	1,151[1]	2,153[P]		4,800[1]	72,786[1]	14,664[P]				15[P]		
Superior Court[1,8]	--	C	990[1]	2,153	NH	3,143[1]	72,786[1]	14,664	NH		1[1]	15	--	3[1]
Municipal and Police Court	--	C	NH	X	X	273	NH				--			
District Court and Justices of the Peace[k,1,9]	--	C	161	X	X	1,384								
Wyoming--District Court[1,1,6]	412	H	33[1]	78[1]	NH	111[1]	8,756[1]	1,352[1]	NH	10,108[1]	<1[1]	6[1]	--	1[1]

Note: All available data are entered in the table and all appropriate calculations are included. Blank spaces indicate that the data are not available or the calculations were inappropriate.

NH = This case type is not handled in this court.
X = The data for this case type are known to be included in the total but were not available by category.
-- = Not applicable.

* The data displayed as traffic for the Texas District Court, Indiana Superior Court, Circuit Court, Juvenile Court of Marion County, Probate Court, and Oklahoma District Court are juvenile. These are the only courts reporting jury trial data for juvenile cases.

(continued on next page)

Table 47: Jury trials for civil, criminal, traffic, juvenile, and total caseflow, 1977 (continued).

[1]Data are not complete:
Alaska--Superior Court-- **Civil** trial figures do not include **domestic relations** or probate cases. **Criminal** data given are for **felony** cases only.
Arizona-- **Civil** data do not include **mental health** cases from one court location.
Colorado-- **Criminal** data are given for **misdemeanor** cases only.
Connecticut--Superior Court-- **Criminal** data are given for **felony/misdemeanor** cases only.
Court of Common Pleas--Data include **civil** "family docket" and "non-family docket" cases only.
District of Columbia-- **Civil** data include **law, small claims,** and **real property rights** cases only. **Criminal** data include **felony, misdemeanor,** and **ordinance violation** cases only.
Florida--Circuit Court-- **Civil** data do not include **estate** or **appeal** cases. **Criminal** data include **felony** cases only.
County Court-- **Traffic** data include criminal traffic cases only.
Georgia--Superior Court--Cases filed prior to July 1, 1970 are not included in the table.
State Court--No data are included for the court in DeKalb County.
Hawaii-- **Civil** data do not include **estate** cases.
Illinois-- **Civil** data include **law** cases only. **Criminal** data include **felony** cases only.
Iowa-- **Civil** data do not include **domestic relations** cases; **estate** cases are not included in the reported caseload data but are included in the trial data. **Criminal** data do not include **preliminary hearing** cases.
Maine-- **Civil** data do not include URESA cases.
Michigan--Recorder's Court of Detroit-- **Criminal** caseload data do not include **ordinance violations; traffic** caseload data do not include **parking,** accident, or moving cases.
Municipal Court--No data were reported for the court in Troy.
Minnesota--County Court-- **Criminal** data include **misdemeanor** cases only.
Nevada--Data are available only for the court located in the Second District (Washoe County). This county contains approximately twenty-five percent of the total state population.
New Jersey--Superior Court-- **Criminal** data include **felony** cases only.
New Mexico--District Court--No data were available for the number of **civil** jury trials that were conducted during the court year.
New York--Supreme Court and County Court--No **civil** data were available for Seneca County.
Ohio--County Court-- **Criminal** data are given for **misdemeanor** cases only.
Pennsylvania-- **Civil** data are given for the "civil" case category only which includes trespass, assumpsit, equity, and other miscellaneous cases. **Criminal** data are given for **felony/misdemeanor** cases only.
South Dakota-- **Criminal** data are given for **felony** and "high grade misdemeanor" cases only. No data are included for cases disposed by the lawyer magistrates or lay magistrate/clerks who also serve in this court.
Tennessee--No data (except for grand total cases disposed) are given for the ten courts acting as pilot sites for the new computerized statistical information system.
Texas--Data for all courts in the state are based on less than the complete number of monthly reports. The reporting rates were: District, Criminal District, Domestic Relations, and Juvenile Courts--98%; County Courts--97%; Municipal Court--84%; Justice of the Peace Court--77%.
District Court, Criminal District Court, Domestic Relations Court, and Juvenile Court--In addition to the data missing as noted above, **civil** data do not include extraordinary writ cases; **criminal** data include **felony** and **misdemeanor** cases only.
County Courts-- **Civil** data do not include estate cases.
Vermont--Superior Court-- **Civil** data include **law** and **appeal** cases only.
District Court-- **Civil** data include **law** and **small claims** cases only.
Washington--Superior Court-- **Civil** data do not include **estate** or **mental health** cases.
Wyoming--No data are included for cases filed prior to 1974.

[J]Explanation of data included in the category:
Kansas--District Court-- **Criminal** trial data include DWI and "other traffic" cases. **Traffic** trial data include "traffic" cases only.
Minnesota--County Court--The only **civil** cases for which this court may conduct jury trials are **law** cases. There were 7,627 **law** cases disposed during the court year.

[1]A civil case is counted with the filing of a petition or complaint.
[2]A civil case is counted when it is placed on the calendar (has reached issue).
[5]A civil case is not counted in the same way throughout the state.
[6]The criminal case unit of count is the number of informations or indictments.
[7]The criminal case unit of count is the number of informations, indictments, or complaints.
[8]The criminal case unit of count is the number of defendants on the information, indictment, or complaint.
[10]The criminal case unit of count is the number of charges.
[11]The criminal case unit of count is the case number assigned to the information, indictment or complaint at arraignment.
[12]The criminal case unit of count is not consistent statewide.

Jury trial definitions:

A = A trial is counted if tried to judgment, verdict, or decision.
B = A jury trial is counted when the jury panel selection begins.
C = A jury trial is counted when the jury is sworn.
F = A jury trial is counted when it has officially begun.
H = A trial is not counted in the same way throughout the state.
J = A trial is counted if the case is concluded by trial and judgment on the verdict has been rendered and filed.

Table 48: Filed cases (total, civil, criminal, and juvenile cases) for trial courts, 1968-1977. Trial courts reporting five or more years of cases filed data

State and court title	State population in thousands	Cases Filed									
		1968	1969	1970	1971	1972	1973	1974	1975	1976	1977
Total cases											
Arizona--Superior Court	2,427					64,943	75,538	86,464	90,575	84,774	94,270[1]
Arkansas--STATE TOTAL	2,207	44,811	49,582	50,957	52,110	56,607	60,768	66,617	71,792	72,970	77,360
Circuit Court	--	18,262	21,158	22,478	21,109	21,991	24,979	28,642	32,795	33,013	35,848
Chancery Court and Probate Court	--	26,394	28,251	28,233	30,760	34,368	35,541	37,608	38,633	39,716	41,512
Court of Common Pleas[1]	--	155	173	246	241	248	248	367	364	241	250[1]
California--STATE TOTAL	22,350	11,582,083	11,814,295	13,001,094	13,417,794	13,352,774	13,338,348	13,985,522	15,250,622	15,910,437	16,509,674
Superior Court	--	467,960	493,631	507,163	527,488	522,256	532,563	562,248	602,470	667,122	713,880
Justice Court	--	1,284,284	1,252,728	1,228,981	1,237,765	1,298,940	1,202,217	1,181,749	1,305,928	1,071,503	825,578
Municipal Court	--	9,830,239	10,067,936	11,264,910	11,652,541	11,536,578	11,603,568	12,241,525	13,342,224	14,171,812	14,970,216
Colorado--STATE TOTAL	2,696			106,158[1,p]	118,292[1,p]	221,423[1]	243,594[1]	271,608[1]	315,957[1]	319,397[1]	335,760[1]
District Court and Denver Superior, Juvenile, and Probate Courts[1]	--					77,220	80,540	94,130	116,593	119,207	121,966[1]
Water Court[1]	--			865[1]	2,034[1]	14,063[1]	3,287[1]	1,767[1]	1,608[1]	1,640[1]	1,682[1]
County Court[1]	--			105,293[1]	116,258[1]	130,140[1]	159,767[1]	175,711[1]	197,756[1]	198,550[1]	212,112[1]
Delaware--STATE TOTAL	595	77,727[1]	90,035[1]	94,429[1]	99,400[1]	109,124[1]	105,866[1]	109,210[1]	135,746[1]	139,289[1]	153,627[1]
Superior Court[1]	--	5,011[1]	5,642[1]	6,198[1]	6,570[1]	8,649[1]	8,289[1]	8,546[1]	11,260[1]	8,668[1]	7,584[1]
Court of Chancery[1]	--	244[1]	288[1]	350[1]	354[1]	355[1]	339[1]	452[1]	386[1]	408[1]	368[1]
Court of Common Pleas	--	3,418	4,386	4,857	5,262	5,260	6,436	6,779	8,375	9,116	9,737
Family Court	--	14,906	15,683	15,977	17,662	13,787	14,294	17,113	21,206	21,957	24,513
Justice of the Peace Court	--	54,148	64,034	67,047	69,552	81,073	76,508	76,320	94,519	99,140	111,425
District of Columbia--Superior Court[1]	682					234,353[1]	260,389[1]	272,535[1]	284,616[1]	294,933[1]	289,108[1]
Idaho--District Court and Magistrates Division[1]	883				128,730[1]	173,248[1]	231,894[1]	241,417[1]	250,210[1]	262,419[1]	275,670[1]
Kansas--District Court	2,318	30,102	30,622	34,043	35,151	37,309	36,947	39,534	42,038	45,066	185,710[a]
Maryland--STATE TOTAL	4,195		89,930[1,p]	95,264[1,p]	100,734[1,p]	875,353[1]	909,845[1]	1,019,005[1]	1,125,426[1]	1,287,753[1]	1,291,768[1]
Circuit Court[1]	--		89,930[1]	95,264[1]	100,734[1]	95,417[1]	95,007[1]	100,958[1]	110,407[1]	121,198[1]	133,344[1]
District Court[d]	--					779,936[d]	814,838[d]	918,047[d]	1,015,019[d]	1,166,555[d]	1,158,424[d]
Michigan--Circuit Court	9,157	97,848	98,129	105,213	111,717	119,799	131,387	138,805	153,429	153,350	156,605
Missouri--Circuit Court and Court of Common Pleas	4,845					97,065	94,145	100,093	110,825	109,483	106,996
New Hampshire--Superior Court	872	14,597	14,716	16,060	16,469	18,401	19,917	21,974	23,719	24,189	24,737
New Jersey--STATE TOTAL	7,342	121,620	140,367	156,346	165,452	183,841	192,455	206,627	228,277	242,915	249,126
Superior Court and County Court	--	64,711	66,628	70,576	76,782	84,571	87,196	84,934	94,731	96,557	97,409
Juvenile and Domestic Relations Court	--	56,909	73,739	85,770	88,670	99,270	105,259	121,693	133,546	146,358	151,717
North Carolina--STATE TOTAL	5,668					1,198,174[1]	1,250,749[1]	1,350,029[1]	1,404,980[1]	1,333,321[1]	1,388,860[1]
Superior Court[1]	--					48,542[1]	50,849[1]	56,693[1]	64,421[1]	63,321[1]	61,665[1]
District Court[1]	--					1,149,632[1]	1,199,900[1]	1,293,336[1]	1,340,556[1]	1,270,000[1]	1,327,195[1]
Oklahoma--District Court[1]	2,866		275,784	321,925	324,986	340,353	329,151	329,139	373,342	402,655	426,394
Oregon--STATE TOTAL	2,439	32,316[1,p]	33,791[1,p]	240,239[1]	261,228[1]	406,533[1]	429,29?[1]	500,745[1]	512,971[1]	610,359[1]	604,962[1]
Circuit Court[1]	--	32,185[1]	33,601[1]	37,725[1]	39,790[1]	41,540[1]	44,943[1]	50,987[1]	55,052[1]	56,889[1]	55,660[1]
Tax Court	--	131	190	202	189	175	223	148	232	181	148
District Court	--			203,012	221,049	364,818	384,131	449,610	457,687	553,285	549,154
Pennsylvania--Court of Common Pleas	11,882					240,688	243,315	263,359	290,757	292,186	288,878
Rhode Island--STATE TOTAL	955					75,644	84,125	91,705	86,809	67,793	68,100
Superior Court	--					9,104	9,248	9,092	10,207	10,010	9,494
District Court	--					66,540	74,877	82,613	76,602	57,783	58,606
Tennessee--STATE TOTAL	4,402	70,841	78,052	84,397	81,995	81,272	88,644	101,382	109,869	112,811	118,220
Circuit Court and Criminal Court	--	54,397	59,660	63,528	60,571	58,009	61,567	69,958	76,058	76,966	81,335
Law and Equity Court	--	2,387	3,058	3,022	3,130	3,794	4,590	5,182	4,242	4,847	4,466
Chancery Court	--	14,057	15,334	17,847	18,294	19,469	22,487	26,242	29,569	30,998	32,419
Utah--District Court	1,316				20,519	22,305	23,922	**	28,672	28,601	30,362
Virginia--Circuit Court	5,206	69,604	73,614	79,400	83,154	85,581	88,751	98,249	104,582	106,819	117,351
Washington--STATE TOTAL	3,772	78,052P	84,810P	824,653	870,648	916,692	889,807	966,107	1,005,928	1,048,046	1,137,124
Superior Court	--	78,052	84,810	88,627	92,369	95,413	100,135	111,477	116,640	121,811	127,965
Municipal and Police Court	--			418,224	441,488	455,559	422,546	414,475	399,097	429,371	475,181
District Court and Justices of the Peace	--			317,802	336,791	365,720	367,126	440,155	490,191	496,864	533,978

Table 48: Filed cases (total, civil, criminal, and juvenile cases) for trial courts, 1968-1977 (continued).

State and court title	State population in thousands	Cases Filed 1968	1969	1970	1971	1972	1973	1974	1975	1976	1977
Civil cases											
California--STATE TOTAL	22,350	744,469	706,570	725,146	700,959	718,510	785,661	844,875	937,832	933,638	939,224
Superior Court	--	88,746	88,594	99,627	104,214	110,656	120,159	137,849	156,626	167,746	167,836
Justice Court	--	83,011	71,963	67,041	59,016	60,049	65,152	67,340	69,134	58,031	49,828
Municipal Court	--	572,712	546,013	562,478	537,729	547,805	600,350	639,686	712,072	707,861	721,560
Colorado--STATE TOTAL	2,696			14,980[p]	19,743[p]	32,185[1]	76,689[1]	86,704[1]	106,115[1]	114,318[1]	122,568[1]
District Court and Denver Superior and Probate Courts[1,J]	--					54,127[J]	57,587[J]	65,681[J]	80,226[J]	82,035[J]	83,439[1,J]
Water Court[1]	--			865[1]	2,034[1]	14,063[1]	3,287[1]	1,767[1]	1,608[1]	1,640[1]	1,682[1]
County Court	--			14,115	13,709	13,995	15,815	19,256	24,281	30,643	37,449
Connecticut--STATE TOTAL	3,089	24,748[1]	25,755[1]	29,017[1]	26,579[1]	27,871[1]	28,107[1]	30,779[1]	48,904[1]	56,591[1]	57,232[1]
Superior Court[1]	--	17,288[1]	17,965[1]	19,399[1]	18,221[1]	19,822[1]	20,279[1]	23,170[1]	25,003[1]	25,793[1]	26,750[1]
Court of Common Pleas[1]	--	7,460[1]	8,190[1]	9,618[1]	8,356[1]	8,049[1]	7,828[1]	7,609[1]	23,901[1]	30,798[1]	30,482[1]
Delaware--STATE TOTAL	595	4,528[1]	5,833[1]	6,156[1]	6,081[1]	6,477[1]	7,915[1]	8,006[1]	10,673[1]	8,644[1]	7,267[1]
Superior Court[1]	--	3,126[1]	4,085[1]	4,105[1]	4,081[1]	4,638[1]	5,256[1]	5,369[1]	7,173[1]	4,882[1]	3,487[1]
Court of Chancery[1]	--	244[1]	288[1]	350[1]	354[1]	355[1]	339[1]	452[1]	386[1]	408[1]	368[1]
Court of Common Pleas	--	1,158	1,460	1,701	1,646	1,484	2,320	2,185	3,114	3,354	3,412
District of Columbia--Superior Court[1]	682					172,393[1]	174,674[1]	170,549[1]	171,921[1]	167,493[1]	161,570[1]
Kansas--District Court	2,318		25,995	28,737	29,826	31,649	31,488	33,491	35,312	37,811	38,005[2]
Maryland--STATE TOTAL	4,195		50,384[p]	53,667[p]	57,985[p]	277,593[1]	298,429[1]	345,253[1]	356,531[1]	394,970[1]	437,362[1]
Circuit Court	--		50,384[1]	53,667[1]	57,985[1]	50,591[1]	52,601[1]	53,916[1]	57,330[1]	62,158[1]	66,026[1]
District Court	--					227,002	245,828	291,337	299,201	332,812	371,336
Michigan--Circuit Court	9,157	82,510	82,292	87,123	91,346	100,772	111,417	117,146	127,229	126,924	130,433
Missouri--Circuit Court and Court of Comon Pleas	4,845					65,954	63,259	66,591	74,314	74,474	72,132
New Hampshire--Superior Court	872	12,074	12,133	12,741	12,868	13,736	15,064	16,829	17,398	17,758	17,745
New Jersey--STATE TOTAL	7,342	257,444	258,643	298,757	321,547	332,097	351,516	366,923	395,061	420,668	440,902
Superior Court and County Court	--	47,687	46,430	47,800	48,910	52,430	59,366	56,901	63,231	64,877	68,371
County District Court	--	188,734	180,674	215,491	237,548	239,213	251,743	260,664	280,941	293,917	303,057
Juvenile and Domestic Relations Court		21,023	31,539	35,466	35,089	40,454	41,407	49,358	50,889	61,874	69,474
North Carolina--STATE TOTAL	5,668					156,988[1]	179,858[1]	213,889[1]	230,347[1]	235,584[1]	255,056[1]
Superior Court[1]	--					8,249[1]	8,490[1]	10,065[1]	10,919[1]	10,774[1]	10,401[1]
District Court	--					148,739	171,368	203,824	219,428	224,810	244,655
Oklahoma--District Court[J]	2,866		97,914[J]	115,389[J]	120,892[J]	130,189[J]	142,744[J]	156,342[J]	166,164[J]	168,834[J]	181,312[J]
Oregon--Tax Court	2,439	131	190	202	189	175	223	148	232	181	148
Rhode Island--District Court	955					26,141	26,738	31,217	33,335	29,026	28,488
Tennessee--STATE TOTAL	4,402	52,773	58,651	63,507	60,113	61,168	66,691	74,799	80,407	83,202	86,347
Circuit Court	--	36,329	40,259	42,638	38,689	37,905	39,614	43,375	46,596	47,357	49,462
Law and Equity Court	--	2,387	3,098	3,022	3,130	3,794	4,590	5,182	4,242	4,847	4,466
Chancery Court	--	14,057	15,334	17,847	18,294	19,469	22,487	26,242	29,569	30,998	32,419
Utah--District Court	1,316				18,599	20,207	21,594	**	26,029	25,533	27,010
Criminal cases											
California--STATE TOTAL	22,350	638,968	687,937	748,351	748,161	746,660	742,193	742,109	774,966	775,479	804,856
Superior Court	--	55,067	68,159	71,422	76,386	65,487	61,605	54,635	55,635	54,906	54,655
Justice Court	--	90,115	89,573	91,899	90,694	94,058	97,518	98,080	97,344	83,863	71,973
Municipal Court	--	493,786	530,205	585,030	581,081	587,115	583,070	589,394	621,987	636,710	678,230
Colorado--STATE TOTAL	2,696			91,178[1p]	102,549[1p]	126,502	153,627	167,590	188,044	182,241	190,353
District Court and Denver Superior Court	--					10,357	9,675	11,135	14,569	14,334	15,690
County Court[1]	--			91,178[1]	102,549[1]	116,145[1]	143,952[1]	156,455[1]	173,475[1]	167,907[1]	174,663[1]

Delaware--STATE TOTAL	595	11,594	11,875	11,702	12,785	15,513	15,634	15,606	18,133	18,302	19,962
Superior Court	--	1,885	1,557	2,093	2,489	4,011	3,042	3,177	4,087	3,786	4,097
Court of Common Pleas	--	2,260	2,926	3,156	3,616	3,776	4,116	4,594	5,261	5,762	6,325
Municipal Court of Wilmington	--	7,449	7,392	6,453	6,680	7,726	8,476	7,835	8,785	8,754	9,540
District of Columbia--Superior Court[I,J]	682						26,822[J]	29,570[J]	31,143[J]	29,604[J]	27,580[J]
Kansas--District Court	2,318		4,627	5,306	5,325	5,660	5,459	6,043	6,726	7,255	19,835[A]
Maryland--STATE TOTAL	4,195		23,280[P]	24,974[P]	22,308[P]	133,469	129,902	142,575	167,402	186,737	199,370
Circuit Court	--		23,280	24,974	22,308	20,546	21,081	24,603	29,606	33,744	43,171
District Court[C]	--					112,923[C]	108,821[C]	117,972[C]	137,796[C]	152,993[C]	156,199[C]
Michigan--Circuit Court	9,157	15,338	15,837	18,090	20,371	19,027	19,970	21,659	26,191	26,426	26,172
Missouri--Circuit Court and Court of Common Pleas	4,845					15,326	14,449	16,341	17,760	18,080	18,130
New Hampshire--Superior Court	872	2,523	2,583	3,319	3,601	4,665	4,853	5,145	6,321	6,431	6,992
New Jersey--Superior Court and County Court	7,342	17,024	20,198	22,776	27,372	32,141	28,830	28,033	31,500	31,680	29,030
North Carolina--STATE TOTAL	5,668					1,041,186[J]	1,070,891[J]	1,136,140[J]	1,174,533[J]	1,097,737[J]	1,133,804[J]
Superior Court	--					40,293	42,359	46,628	53,505	52,517	51,264
District Court[I]	--					1,000,893[J]	1,028,532[J]	1,089,512[J]	1,121,028[J]	1,045,190[J]	1,082,540[J]
Ohio--Court of Common Pleas	10,271					24,155	29,121	28,782	31,354	30,527	30,835
Oklahoma--District Court[I]	2,866		177,870[I]	206,536[I]	204,094[I]	210,164[I]	186,407[I]	172,792[I]	207,178[I]	233,821[I]	245,082[I]
Pennsylvania--Court of Common Pleas	11,882					67,230	62,078	67,047	78,141	76,302	73,058
Rhode Island--District Court	955					40,399	48,139	51,396	43,267	28,757	30,118
Tennessee--Circuit Court and Criminal Court	4,402	18,568	19,401	20,890	21,882	20,104	21,953	26,583	29,462	29,609	30,062
Utah--District Court	1,316				1,920	2,098	2,328	**	2,643	3,068	3,352
Juvenile cases											
Colorado--District Court and Denver Juvenile Court[I]	2,696					12,736[I]	13,278[I]	17,314[I]	21,798[I]	22,838[I]	16,078[I]
District of Columbia--Superior Court[I]	682					7,665[I]	7,847[I]	7,772[I]	7,758[I]	7,391[I]	6,289[I]
Maryland--STATE TOTAL	4,195		17,886	18,335	21,916	25,498	22,871	24,527	29,330	26,373	26,601
Circuit Court	--		16,266	16,623	20,441	24,280	21,325	22,439	23,471	25,296	23,702
District Court	--		1,620	1,712	1,475	1,218	1,546	2,088	1,859	3,077	2,899
Missouri--Circuit Court and Court of Common Pleas	4,845					15,785	16,437	17,161	18,751	16,929	16,734
New Hampshire--District Court and Municipal Court	872	2,186	2,681	2,741	2,912	2,883	3,580		5,497		
New Jersey--Juvenile and Domestic Relations Court	7,342	35,886	42,200	50,304	53,581	58,816	63,852	72,335	82,657	84,484	82,243
Pennsylvania--Court of Common Pleas	11,882					24,770	27,094	35,120	39,882	37,084	35,614

Note: All available data are included in the table. Blank spaces indicate that data are not available.

-- = Not applicable.

[A]Court jurisdiction:
Kansas--District Court--Trial courts in Kansas were unified during the 1977 court year. Cases previously filed in all trial courts except the Municipal Court are now filed in the District Court.
[C]Case definition or unit of count:
Maryland--District Court--The criminal unit of count used in this table is the number of charges. Elsewhere in this volume it is the number of defendants on the information, indictment, or complaint.
[I]Data are not complete:
Arizona--Data given for the 1977 court year do not include juvenile dependency data for one county or juvenile traffic data for two counties.
Arkansas--Court of Common Pleas--Figures given for the 1977 court year do not include data for two counties.
Colorado--District Court and Denver Superior, Juvenile, and Probate Courts--Figures given for 1977 do not include three months of estate postjudgment cases due to a data processing error. Neither are any data available for adoption or paternity and support cases for 1977.
Water Court--Figures given do not include postjudgment actions.
County Court-- Criminal figures given do not include data from the court located in Denver.
Connecticut--Superior Court--No data are included for the Appellate Session.
Court of Common Pleas-- Civil data given are for cases on the "family docket" and "non-family docket" only.
Delaware--Superior Court--Data given do not include civil involuntary commitment cases.
Court of Chancery--Data given only include other civil cases.
District of Columbia--Figures given do not include reinstated cases.
Idaho--Data given do not include appeals.
Maryland--Circuit Court--Figures given do not include sentence review cases.
North Carolina--Superior Court--Figures given do not include civil estate or special proceedings cases that are handled by the clerks of this court.
District Court--Figures given for total cases do not include any juvenile data.
Oklahoma--District Court--Figures given do not include criminal postconviction remedy cases.
Oregon--Circuit Court--Figures given for total cases do not include adoption, estate, mental health, or juvenile data.
District Court--Figures given for total cases do not include domestic relations, estate, or mental health cases.
[J]Explanation of data included in the category:
Colorado--District Court and Denver Superior Court--Adoption and paternity and support cases are included with the juvenile rather than with the civil caseload, where they are classified in other tables in this report.
District of Columbia-- Criminal figures include a few traffic cases.
North Carolina--District Court--Both criminal and traffic cases are included in the figures reported as criminal in this table.
Oklahoma--District Court--Data reported as civil include civil and juvenile cases.
[P]Data were not available for all courts in the state.

Table 49: Number and percent change in filed cases (total, civil, criminal, and juvenile cases) year to year for trial courts, 1968-1977. Trial courts reporting five or more years of cases filed data

State and court title	State population in thousands	Number and percent change in cases filed								
		1968 to 1969	1969 to 1970	1970 to 1971	1971 to 1972	1972 to 1973	1973 to 1974	1974 to 1975	1975 to 1976	1976 to 1977
Total cases										
Arizona--Superior Court	2,427						10,926 (14%)	4,111 (5%)	-5,801 (-6%)	9,496 (11%)
Arkansas--STATE TOTAL	2,207	4,371 (11%)	1,375 (3%)	1,153 (2%)	4,497 (9%)	4,161 (7%)	9,849 (10%)	9,175 (8%)	1,178 (2%)	4,390 (6%)
Circuit Court	--	2,896 (16%)	1,320 (6%)	-1,389 (-6%)	882 (4%)	2,988 (14%)	3,663 (15%)	4,153 (14%)	218 (<1%)	2,835 (9%)
Chancery Court and Probate Court	--	1,857 (7%)	18 (<1%)	2,527 (9%)	3,608 (12%)	1,173 (3%)	2,067 (6%)	1,025 (3%)	1,083 (3%)	1,796 (5%)
Court of Common Pleas[2]	--	18 (12%)	73 (42%)	-5 (-2%)	7 (3%)	0 (0%)	119 (48%)	-3 (<-1%)	-123 (-34%)	9 (4%)
California--STATE TOTAL	22,350	232,212 (2%)	1,186,859 (10%)	416,740 (3%)	-60,020 (<-1%)	-19,426 (<-1%)	647,174 (5%)	1,265,100 (9%)	659,815 (4%)	599,237 (4%)
Superior Court	--	26,071 (6%)	13,532 (3%)	20,325 (4%)	-5,232 (-1%)	10,307 (2%)	29,685 (6%)	40,222 (7%)	64,652 (11%)	46,758 (7%)
Justice Court	--	-31,256 (-2%)	-23,747 (-2%)	8,784 (<1%)	61,179 (5%)	-96,723 (-7%)	-20,468 (-2%)	124,179 (11%)	-234,425 (-18%)	-249,925 (-23%)
Municipal Court	--	237,697 (2%)	1,196,974 (12%)	387,631 (3%)	-115,963 (-1%)	66,990 (<1%)	637,957 (6%)	1,100,699 (9%)	829,588 (6%)	798,404 (6%)
Colorado--STATE TOTAL	2,696			12,134P(11%)		22,171 (10%)	28,014 (12%)	44,349 (16%)	3,440 (1%)	16,363 (5%)
District Court and Denver Superior, Juvenile, and Probate Courts[1]	--					3,320 (4%)	13,590 (17%)	22,463 (24%)	2,614 (2%)	2,759 (2%)
Water Court[1]	--			1,169 (135%)	12,029 (591%)	-10,776 (-75%)	-1,520 (-46%)	-159 (-9%)	32 (2%)	42 (3%)
County Court[1,j]	--			10,965 (10%)	13,882 (12%)	29,627 (23%)	15,944 (10%)	22,045 (13%)	794 (<1%)	13,562 (7%)
Delaware--STATE TOTAL	582	12,308 (16%)	4,394 (5%)	4,971 (5%)	9,724 (10%)	-3,258 (-3%)	3,344 (3%)	26,536 (24%)	3,543 (3%)	14,338 (10%)
Superior Court[1]	--	631 (13%)	556 (10%)	372 (6%)	2,079 (32%)	-360 (-4%)	257 (3%)	2,714 (32%)	-2,592 (-23%)	-1,084 (-13%)
Court of Chancery[1]	--	44 (18%)	62 (22%)	4 (1%)	1 (<1%)	-16 (-5%)	113 (33%)	-66 (-15%)	22 (6%)	-40 (-10%)
Court of Common Pleas	--	968 (28%)	471 (11%)	405 (8%)	-2 (<1%)	1,176 (22%)	343 (5%)	1,596 (24%)	741 (9%)	621 (7%)
Family Court	--	779 (5%)	292 (2%)	1,685 (11%)	-3,875 (-22%)	509 (4%)	2,819 (20%)	4,093 (24%)	751 (4%)	2,556 (12%)
Justice of the Peace Court	--	9,886 (18%)	3,013 (5%)	2,505 (4%)	11,521 (17%)	-4,565 (-6%)	-188 (<-1%)	18,199 (24%)	4,621 (5%)	12,285 (12%)
District of Columbia--Superior Court	682					6,036 (2%)	12,146 (5%)	12,081 (4%)	6,317 (2%)	-1,825 (<-1%)
Idaho--District Court and Magistrates Division	883				46,518 (36%)	56,646 (32%)	9,323 (4%)	8,793 (4%)	12,209 (5%)	13,251 (5%)
Kansas--District Court	2,318	520 (2%)	3,421 (11%)	1,108 (3%)	2,158 (6%)	-362 (-1%)	2,587 (7%)	2,504 (6%)	3,028 (7%)	
Maryland--STATE TOTAL	4,195		5,334P(6%)	5,479P(6%)		34,492 (4%)	109,160 (12%)	106,421 (10%)	162,327 (14%)	4,015 (<1%)
Circuit Court[1]	--		5,334 (6%)	5,470 (6%)	-5,317 (-5%)	-410 (<-1%)	5,951 (6%)	9,449 (9%)	10,791 (10%)	12,146 (10%)
District Court[d]	--					34,902 (4%)	103,209 (13%)	96,972 (11%)	151,536 (15%)	-8,131 (<-1%)
Michigan--Circuit Court	9,157	281 (<1%)	7,084 (7%)	6,504 (6%)	8,082 (7%)	11,588 (10%)	7,418 (6%)	14,615 (11%)	-70 (<-1%)	3,255 (2%)
Missouri--Circuit Court and Court of Common Pleas	4,845					-2,920 (-3%)	5,948 (6%)	10,732 (11%)	-1,342 (-1%)	-2,487 (-2%)
New Hampshire--Superior Court	872	119 (<1%)	1,344 (9%)	409 (3%)	1,932 (12%)	1,516 (8%)	2,057 (10%)	1,745 (8%)	470 (2%)	548 (2%)
New Jersey--STATE TOTAL	7,342	18,747 (15%)	15,979 (11%)	9,106 (6%)	18,389 (11%)	8,614 (5%)	14,172 (7%)	21,650 (10%)	14,638 (6%)	6,211 (3%)
Superior Court and County Court	--	1,917 (3%)	3,948 (6%)	6,206 (9%)	7,789 (10%)	2,625 (3%)	-2,262 (-3%)	9,797 (12%)	1,826 (2%)	852 (<1%)
Juvenile and Domestic Relations Court	--	16,830 (30%)	12,031 (16%)	2,900 (3%)	10,600 (12%)	5,989 (6%)	16,434 (16%)	11,853 (10%)	12,812 (10%)	5,359 (4%)
North Carolina--STATE TOTAL	5,668					52,575 (4%)	99,280 (8%)	54,951 (4%)	-71,659 (-5%)	55,939 (4%)
Superior Court[1]	--					2,307 (5%)	5,844 (11%)	7,231 (14%)	-1,103 (-2%)	-1,656 (-3%)
District Court[1]	--					50,268 (4%)	93,436 (8%)	47,220 (4%)	-70,556 (-5%)	57,195 (5%)
Oklahoma--District Court[1]	2,866		46,141 (17%)	3,061 (1%)	15,367 (5%)	-11,202 (-3%)	-12 (<-1%)	44,203 (13%)	29,313 (8%)	23,739 (6%)
Oregon--STATE TOTAL	2,439	1,475P(5%)		20,089 (8%)	145,305 (56%)	22,764 (6%)	71,448 (17%)	12,226 (2%)	97,384 (19%)	-5,393 (<-1%)
Circuit Court[1]	--	1,416 (4%)	4,124 (12%)	2,065 (5%)	1,750 (4%)	3,403 (8%)	6,044 (13%)	4,065 (8%)	1,837 (3%)	-1,229 (-2%)
Tax Court	--	59 (45%)	12 (6%)	-13 (-6%)	-14 (-7%)	48 (27%)	-75 (-34%)	84 (57%)	-51 (-22%)	-33 (-18%)
Pennsylvania--Court of Common Pleas	11,882			18,037 (9%)	143,769 (65%)	19,313 (5%)	65,479 (17%)	8,077 (2%)	95,598 (21%)	-4,131 (<-1%)
Rhode Island--STATE TOTAL	955					2,627 (1%)	20,044 (8%)	27,398 (10%)	1,429 (<1%)	-3,308 (-1%)
Superior Court	--					8,481 (11%)	7,580 (9%)	-4,896 (-5%)	-19,016 (-22%)	307 (<1%)
District Court	--					144 (2%)	-156 (-2%)	1,115 (12%)	-197 (-2%)	-516 (-5%)
Tennessee--STATE TOTAL	4,402	7,211 (10%)	6,345 (8%)	-2,402 (-3%)	-723 (<-1%)	8,337 (13%)	7,736 (10%)	-6,011 (-7%)	-18,819 (-25%)	823 (1%)
Circuit Court and Criminal Court	--	5,263 (10%)	3,868 (6%)	-2,957 (-5%)	-2,562 (-4%)	7,372 (9%)	12,738 (14%)	8,487 (8%)	2,942 (3%)	5,409 (5%)
Law and Equity Court	--	671 (28%)	-36 (-1%)	108 (4%)	664 (21%)	3,558 (6%)	8,391 (14%)	6,100 (9%)	908 (1%)	4,369 (6%)
Chancery Court	--	1,277 (9%)	2,513 (16%)	447 (2%)	1,175 (6%)	796 (21%)	592 (13%)	-940 (-18%)	605 (14%)	-381 (-8%)
Utah--District Court	1,316				1,786 (9%)	3,018 (16%)	3,759 (17%)	3,327 (13%)	1,429 (5%)	1,421 (5%)
Virginia--Circuit Court	5,206	4,010 (6%)	5,786 (8%)	3,754 (5%)	2,427 (3%)	1,617 (7%)			-71 (<-1%)	1,761 (6%)
Washington--STATE TOTAL	3,772	6,758P(9%)		45,995 (6%)	46,044 (5%)	3,170 (4%)	9,498 (11%)	6,333 (6%)	2,237 (2%)	10,532 (10%)
Superior Court	--	6,758 (9%)	3,817 (4%)	3,742 (4%)	3,044 (3%)	26,885 (-3%)	76,300 (9%)	-39,821 (4%)	42,118 (4%)	89,078 (8%)
Municipal and Police Court	--			23,267 (6%)	14,071 (3%)	4,722 (5%)	11,342 (11%)	5,163 (5%)	5,171 (4%)	6,154 (6%)
District Court and Justices of the Peace	--			18,989 (6%)	28,929 (9%)	33,013 (-7%)	-8,071 (-2%)	-15,378 (-4%)	30,274 (8%)	49,810 (11%)
						1,408 (<1%)	73,029 (20%)	50,036 (11%)	6,673 (1%)	37,114 (7%)

Civil cases

California--STATE TOTAL	22,350	-37,899 (-5%)	18,576 (3%)	-24,187 (-3%)	17,551 (2%)	67,151 (9%)	59,214 (8%)	92,957 (11%)	-4,194 (<-1%)	5,586 (<1%)
Superior Court	--	-152 (<-1%)	7,033 (8%)	8,587 (9%)	6,442 (6%)	9,503 (9%)	17,690 (19%)	18,777 (14%)	11,120 (7%)	90 (<1%)
Justice Court	--	-11,048 (-13%)	-4,922 (-7%)	-8,025 (-12%)	1,033 (2%)	5,103 (8%)	2,188 (3%)	1,794 (3%)	-11,103 (-16%)	-8,203 (-14%)
Municipal Court	--	-26,699 (-5%)	16,465 (3%)	-24,749 (-4%)	10,076 (2%)	52,545 (10%)	39,336 (7%)	72,386 (11%)	-4,211 (<-1%)	13,699 (2%)
Colorado--STATE TOTAL	2,696			763P(5%)		-5,496 (-7%)	10,015 (13%)	19,411 (22%)	8,203 (8%)	8,250 (7%)
District Court, and Denver Superior and Probate Courts[1]	--					3,460 (6%)	8,094 (14%)	14,545 (22%)	1,809 (2%)	1,404 (2%)
Water Court[1]	--			1,169 (13%)	12,029 (591%)	-10,776 (-77%)	-1,520 (-46%)	-159 (-9%)	32 (2%)	42 (3%)
County Court[1]	--			-406 (-3%)	286 (2%)	1,820 (13%)	3,441 (22%)	5,025 (26%)	6,362 (26%)	6,806 (22%)
Connecticut--STATE TOTAL	3,089	1,007 (4%)	3,262 (13%)	-2,440 (-8%)	1,294 (5%)	236 (<1%)	2,672 (10%)	18,125 (59%)	7,687 (16%)	641 (1%)
Superior Court[1]	--	277 (2%)	1,834 (10%)	-1,178 (-6%)	1,601 (9%)	457 (2%)	2,891 (14%)	1,833 (8%)	790 (3%)	957 (4%)
Court of Common Pleas	--	730 (10%)	1,428 (17%)	-1,262 (-13%)	-307 (-4%)	-221 (-3%)	-219 (-3%)	16,292 (214%)	6,897 (29%)	-316 (-1%)
Delaware--STATE TOTAL	595	1,305 (29%)	323 (6%)	-75 (-1%)	396 (7%)	1,438 (22%)	91 (1%)	2,667 (33%)	-2,029 (-19%)	-1,377 (-16%)
Superior Court[1]	--	959 (31%)	20 (<1%)	-24 (<-1%)	557 (14%)	618 (13%)	113 (2%)	1,804 (34%)	-2,291 (-32%)	-1,395 (-29%)
Court of Chancery[1]	--	44 (18%)	62 (22%)	4 (1%)	1 (<1%)	-16 (-5%)	113 (33%)	-66 (-15%)	22 (6%)	-40 (-10%)
Court of Common Pleas	--	302 (26%)	241 (17%)	-55 (-3%)	-162 (-10%)	836 (56%)	-135 (-6%)	929 (43%)	240 (8%)	58 (2%)
District of Columbia--Superior Court[1]	682					-544 (<-1%)	-4,662 (-35%)	1,890 (15%)	-5,173 (-38%)	-5,923 (-46%)
Kansas--District Court	2,318		2,742 (11%)	1,089 (4%)	1,823 (6%)	-161 (-1%)	2,003 (6%)	1,821 (5%)	2,499 (7%)	(a)
Maryland--STATE TOTAL	4,195		3,283P(7%)	4,318P(8%)		20,836 (8%)	46,824 (16%)	11,278 (3%)	38,439 (11%)	42,392 (11%)
Circuit Court	--		3,283 (7%)	4,318 (8%)	-7,394 (-13%)	2,010 (4%)	1,315 (2%)	3,414 (6%)	4,828 (8%)	3,868 (6%)
District Court	--					18,826 (8%)	45,509 (19%)	7,864 (3%)	33,611 (11%)	38,524 (12%)
Michigan--Circuit Court	9,157	-218 (<-1%)	4,631 (6%)	4,223 (5%)	9,426 (10%)	10,645 (11%)	5,729 (5%)	10,083 (9%)	-305 (<-1%)	3,509 (3%)
Missouri--Circuit Court and Court of Common Pleas	4,845					-2,659 (-4%)	3,332 (5%)	7,723 (12%)	160 (<-1%)	-2,342 (-3%)
New Hampshire--Superior Court	872	59 (<1%)	608 (5%)	127 (1%)	868 (7%)	1,328 (10%)	1,765 (12%)	569 (3%)	360 (2%)	-13 (<-1%)
New Jersey--STATE TOTAL	7,342	1,199 (<1%)	40,114 (16%)	22,790 (8%)	10,550 (3%)	19,419 (6%)	15,407 (4%)	28,138 (8%)	25,607 (6%)	20,234 (5%)
Superior Court and County Court	--	-1,257 (-3%)	1,370 (3%)	1,110 (2%)	3,520 (7%)	5,936 (11%)	-1,465 (-3%)	6,330 (11%)	1,646 (3%)	3,494 (5%)
County District Court	--	-8,060 (-4%)	34,817 (19%)	22,057 (10%)	1,665 (<1%)	12,530 (5%)	8,921 (4%)	20,277 (8%)	12,976 (5%)	9,590 (3%)
Juvenile and Domestic Relations Court	--	10,516 (50%)	3,927 (12%)	-377 (-1%)	5,365 (15%)	953 (2%)	7,951 (19%)	1,531 (3%)	10,985 (22%)	7,600 (12%)
North Carolina--STATE TOTAL	5,668					22,870 (15%)	34,031 (19%)	16,458 (8%)	5,237 (2%)	19,472 (8%)
Superior Court[1]	--					241 (3%)	1,575 (19%)	854 (8%)	-145 (-1%)	-373 (-3%)
District Court	--					22,629 (15%)	32,456 (19%)	15,604 (8%)	5,382 (2%)	19,845 (9%)
Oklahoma--District Court[1]	2,866		17,475 (18%)	5,503 (5%)	9,297 (8%)	12,555 (10%)	13,598 (10%)	9,822 (6%)	2,670 (2%)	12,478 (7%)
Oregon--Tax Court	2,439	59 (45%)	12 (6%)	-13 (-6%)	-14 (-7%)	48 (27%)	-79 (-34%)	84 (57%)	-51 (-22%)	-33 (-18%)
Rhode Island--District Court	595					597 (2%)	4,476 (17%)	2,118 (7%)	-4,309 (-13%)	-538 (-2%)
Tennessee--STATE TOTAL	4,402	5,878 (11%)	4,856 (8%)	-3,394 (-5%)	1,055 (2%)	5,523 (9%)	8,108 (12%)	5,608 (8%)	2,795 (3%)	3,145 (4%)
Circuit Court	--	3,930 (11%)	2,379 (6%)	-3,949 (-9%)	-784 (-2%)	1,709 (5%)	3,761 (9%)	3,221 (7%)	761 (2%)	2,105 (4%)
Law and Equity Court	--	671 (28%)	-36 (-1%)	108 (4%)	664 (21%)	796 (21%)	592 (13%)	-940 (-18%)	605 (14%)	-381 (-8%)
Chancery Court	--	1,277 (9%)	2,513 (16%)	447 (3%)	1,175 (6%)	3,018 (16%)	3,755 (17%)	3,327 (13%)	1,429 (5%)	1,421 (5%)
Utah--District Court	1,316				1,608 (9%)	1,387 (7%)			-496 (-2%)	1,477 (6%)

Criminal cases

California--STATE TOTAL	22,350	48,969 (8%)	60,414 (9%)	-190 (<-1%)	-1,501 (<-1%)	4,467 (<-1%)	-84 (<-1%)	32,857 (4%)	513 (<1%)	29,377 (4%)
Superior Court	--	13,092 (24%)	3,263 (5%)	4,964 (7%)	-10,899 (-14%)	-3,882 (-6%)	-6,970 (-11%)	1,000 (2%)	-729 (-1%)	-253 (<-1%)
Justice Court	--	-542 (<-1%)	2,326 (3%)	-1,205 (-1%)	3,364 (4%)	3,460 (4%)	562 (-1%)	-736 (<-1%)	-13,481 (-14%)	-11,890 (-14%)
Municipal Court	--	36,419 (7%)	54,825 (10%)	-3,949 (<-1%)	6,034 (1%)	-4,045 (<-1%)	6,324 (1%)	32,593 (6%)	14,723 (2%)	41,520 (7%)
Colorado--STATE TOTAL	2,696			11,371P(12%)		27,123 (21%)	13,963 (9%)	20,454 (12%)	-5,803 (-3%)	8,112 (4%)
District Court and Denver Superior Court	--					-682 (-7%)	1,460 (15%)	3,434 (31%)	-235 (-2%)	1,356 (9%)
County Court	--			11,371 (12%)	13,596 (13%)	27,807 (24%)	12,503 (9%)	17,020 (11%)	-5,568 (-3%)	6,756 (4%)
Delaware--STATE TOTAL	595	281 (2%)	-173 (-1%)	1,083 (9%)	2,728 (21%)	121 (<1%)	-28 (<-1%)	2,527 (16%)	169 (<1%)	1,660 (9%)
Superior Court	--	-328 (-17%)	536 (34%)	396 (19%)	1,522 (61%)	-969 (-24%)	135 (4%)	910 (29%)	-301 (-7%)	311 (8%)
Court of Common Pleas	--	666 (29%)	230 (8%)	460 (15%)	160 (4%)	340 (9%)	478 (12%)	667 (15%)	301 (10%)	563 (10%)
Municipal Court of Wilmington	--	-57 (<-1%)	-939 (-13%)	227 (4%)	1,046 (16%)	750 (10%)	-641 (-8%)	950 (12%)	-31 (<-1%)	786 (9%)
District of Columbia--Superior Court[1]	682						2,748 (10%)	1,573 (5%)	-1,539 (-5%)	2,024 (7%)
Kansas--District Court	2,318		679 (15%)	19 (<1%)	335 (6%)	-201 (-4%)	584 (11%)	683 (11%)	529 (8%)	(a)
Maryland--STATE TOTAL	4,195		1,694P(7%)	-2,666P(-11%)		-3,567 (-3%)	12,673 (10%)	24,827 (17%)	19,335 (12%)	12,633 (7%)
Circuit Court	--		1,694 (7%)	-2,666 (-11%)	-1,762 (-8%)	535 (3%)	3,522 (17%)	5,003 (20%)	4,138 (14%)	9,427 (28%)
District Court[4]	--					-4,102 (-4%)	9,151 (8%)	19,824 (17%)	15,197 (11%)	3,206 (2%)

Footnotes are at the end of the table.

Table 49: Number and percent change in filed cases (total, civil, criminal, and juvenile cases) year to year for trial courts, 1968-1977 (continued).

State and court title	State population in thousands	Number and percent change in cases filed: 1968 to 1969	1969 to 1970	1970 to 1971	1971 to 1972	1972 to 1973	1973 to 1974	1974 to 1975	1975 to 1976	1976-1977
Criminal cases										
Michigan--Circuit Court	9,157	499 (3%)	2,253 (14%)	2,281 (13%)	-1,344 (-7%)	943 (5%)	1,689 (8%)	4,532 (21%)	235 (<1%)	-254 (<-1%)
Missouri--Circuit Court and Court of Common Pleas	4,845					-877 (-6%)	1,892 (13%)	1,419 (9%)	320 (2%)	50 (<1%)
New Hampshire--Superior Court	872	60 (2%)	736 (28%)	282 (8%)	1,064 (30%)	188 (4%)	292 (6%)	1,176 (23%)	110 (2%)	561 (9%)
New Jersey--Superior Court and County Court	7,342	3,174 (19%)	2,578 (13%)	5,096 (22%)	4,269 (15%)	-3,311 (-10%)	-797 (-3%)	3,467 (12%)	180 (<1%)	-2,642 (-8%)
North Carolina--STATE TOTAL	5,668					29,705 (3%)	65,249 (6%)	38,393 (3%)	-76,796 (-7%)	36,067 (3%)
Superior Court	--					2,066 (5%)	4,269 (10%)	6,877 (15%)	-958 (-2%)	-1,283 (-2%)
District Court	--					27,639 (3%)	60,980 (6%)	31,516 (3%)	-75,838 (-7%)	37,350 (4%)
Ohio--Court of Common Pleas	10,771					966 (4%)	3,661 (15%)	2,772 (10%)	-1,027 (-3%)	308 (1%)
Oklahoma--District Court	2,866		28,666 (16%)	-2,442 (-1%)	6,070 (3%)	-23,757 (-11%)	-13,610 (-7%)	34,381 (20%)	26,643 (13%)	11,261 (5%)
Pennsylvania--Court of Common Pleas	11,882					-5,152 (-8%)	4,969 (8%)	11,094 (17%)	-1,839 (-2%)	-3,244 (-4%)
Rhode Island--District Court	955					7,740 (19%)	3,257 (9%)	-8,129 (-16%)	-14,510 (-34%)	1,361 (5%)
Tennessee--Circuit Court and Criminal Court	4,402	1,333 (7%)	1,489 (8%)	992 (5%)	-1,778 (-8%)	1,849 (9%)	4,630 (21%)	2,879 (11%)	147 (<1%)	453 (2%)
Utah--District Court	1,316				178 (9%)	230 (11%)			425 (18%)	284 (9%)
Juvenile Cases										
Colorado--District Court and Denver Juvenile Court	2,696					542 (4%)	4,036 (30%)	4,484 (26%)	1,040 (5%)	-6,760 (-30%)
District of Columbia--Superior Court	682					182 (2%)	-75 (-1%)	-16 (<-1%)	-365 (-5%)	-1,102 (-15%)
Maryland--STATE TOTAL	4,195		449 (3%)	3,581 (20%)	3,582 (16%)	-2,627 (-10%)	1,696 (7%)	803 (3%)	3,043 (12%)	-1,772 (-6%)
Circuit Court	--		357 (2%)	3,818 (23%)	3,839 (19%)	-2,955 (-12%)	1,114 (5%)	1,032 (5%)	1,825 (8%)	-1,594 (-6%)
District Court	--		92 (6%)	-237 (-14%)	-257 (-17%)	328 (27%)	542 (35%)	-229 (-11%)	1,218 (66%)	-178 (-6%)
Missouri--Circuit Court and Court of Common Pleas	4,845					652 (4%)	724 (4%)	1,590 (9%)	-1,822 (-10%)	-195 (-1%)
New Hampshire--District Court and Municipal Court	872	495 (23%)	60 (2%)	171 (6%)	-29 (-1%)	697 (24%)				--
New Jersey--Juvenile and Domestic Relations Court	7,342	6,314 (18%)	8,104 (19%)	3,277 (7%)	5,235 (10%)	5,036 (9%)	8,483 (13%)	10,322 (14%)	1,827 (2%)	-2,241 (-3%)
Pennsylvania--Court of Common Pleas	11,882					2,324 (9%)	8,026 (30%)	4,762 (14%)	-2,798 (-7%)	-1,470 (-4%)

Note: All available data are included in the table and all appropriate calculations are included. Blank spaces indicate that either the data are not available or the calculations were not appropriate.

-- = Not applicable.

[a]Court jurisdiction:
Kansas--District Court--Trial courts in Kansas were unified during the 1977 court year. Cases previously filed in all trial courts except the Municipal Court are now filed in the District Court.

[b]Case definition or unit of count:
Maryland--District Court--The criminal unit of count used in this table is the number of charges. Elsewhere in this report it is the number of defendants on the information, indictment, or complaint.

[c]Data are not complete:
Arizona--Data given for the 1977 court year do not include juvenile dependency data for one county or juvenile traffic data for two counties.
Arkansas--Court of Common Pleas--Figures given for the 1977 court year do not include data for two counties.
Colorado--District Court and Denver Superior, Juvenile, and Probate Courts--Figures given for 1977 do not include three months of estate postjudgment cases due to a data processing error. Neither are any data available for adoption or paternity and support cases for 1977.
Water Court--Figures given do not include postjudgment actions.
County Court--Criminal figures given do not include data from the court located in Denver.
Connecticut--Superior Court--No data are included for the Appellate Session.
Court of Common Pleas--Civil data given are for cases on the "family docket" and "non-family docket" only.
Delaware--Superior Court--Data given do not include civil involuntary commitment cases.
Court of Chancery--Data given only include other civil cases.
District of Columbia--Figures given do not include reinstated cases.
Idaho--Data given do not include appeals.
Maryland--Circuit Court--Figures given do not include sentence review cases.
North Carolina--Superior Court--Figures given do not include civil estate or special proceedings cases that are handled by the clerks of this court.
District Court--Figures given for total cases do not include any juvenile data.
Oklahoma--District Court--Figures given do not include criminal postconviction remedy cases.
Oregon--Circuit Court--Figures given for total cases do not include adoption, estate, mental health, or juvenile data.
District Court--Figures given for total cases do not include domestic relations, estate, or mental health cases.

[d]Explanation of data included in the category:
Colorado--County Court--Adoption and paternity and support cases are included with the juvenile rather than with the civil caseload, where they are classified in other tables in this report.
District of Columbia--Criminal figures include a few traffic cases.
North Carolina--Both criminal and traffic cases are included in the figures reported as criminal in this table.
Oklahoma--District Court--Data reported as civil include civil and juvenile cases.

[e]Data were not available for all courts in the state.

Part II:
State court statistical profiles

Preceding page blank

Part II:
State court statistical profiles

The following section begins with blank prototypes of the three different types of tables that make up the profile of the court system of each state. The first prototype is a diagram depicting the organization of the courts within a state, including number of judges and number of courts, their jurisdictions and routes of appeal. The second and third prototype tables provide the reader with an outline of the case categories into which actual data from appellate and trial courts have been classified.

Following the blank prototypes are the state statistical profiles, which contain the actual court caseload statistics. State profiles are arranged in alphabetical order by state name with the organization chart for the state court system presented first, followed by the statistical profiles for the court(s) of last resort, intermediate appellate court(s) (if any), general jurisdiction court(s), and limited or special jurisdiction court(s) (if any).

The statistical profile for each court is the basic source document used in compiling the summary tables in Part I. Along with the name of the court, the level of the court, the number of court divisions, the number of judges, and the time span covered by the data, each profile shows the actual caseflow data reported by that court. Data are classified into the general categories chosen by the NCSP as being most representative of the kinds of data reported by the states. For example, a divorce action reported by a trial court is displayed as a "marriage dissolution" case under the general heading of "domestic relations" for "civil" caseflow. NCSP classifications are shown in the prototypes and appear in boldface on the statistical profiles.

Footnotes are used in these statistical profiles to explain any peculiarities regarding the data as reported by each court and to qualify data, as necessary, when transferred from the statistical profiles to the summary tables in Part I. Standard footnote headings, as indicated on the prototypes, have been adopted for use in this report and will continue to be used in the annual report series. These standard headings give the subject matter of the footnote. If further explanation is needed, informational statements are provided on the profiles under the standard footnote heading.

In Part II the source of data is indicated at the bottom of each state court profile. A complete listing of sources is included in Appendix B.

STATE COURT SYSTEM, 1977

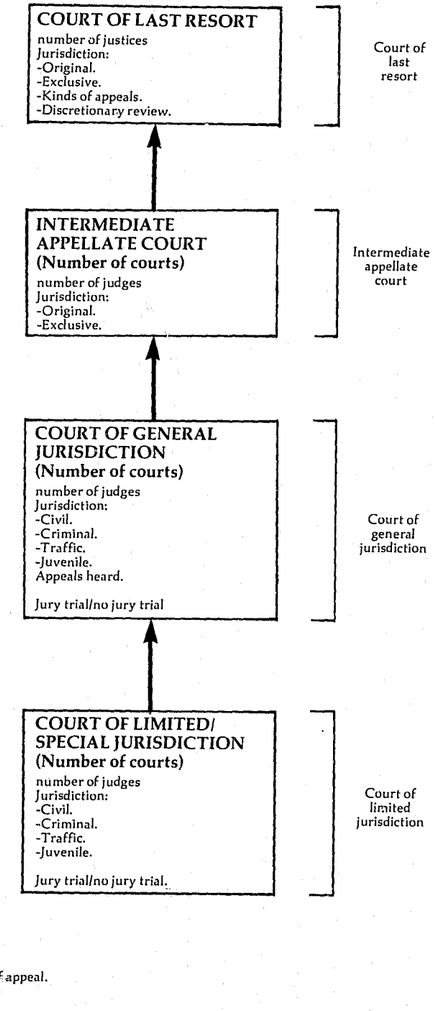

STATE NAME, COURT NAME
Court of last resort or intermediate appellate court
Number of court divisions, Number of judges
Time period covered

	Beginning pending	Filed	Disposed	End pending
Cases:				
Appeals:				
Civil				
Criminal				
Postconviction remedy				
Appeal of administrative agency case				
Juvenile				
Total appeals	___	___	___	___
Other cases:				
Original proceedings:				
Original jurisdiction				
Disciplinary matter				
Advisory opinion				
Total				
Requests to appeal:				
Civil				
Criminal				
Postconviction remedy				
Appeal of administrative agency case				
Juvenile				
Total				
Sentence review only				
Total other cases	___	___	___	___
Total cases				
Other proceedings:				
Rehearing requests				
Other matters				
Total other proceedings	___	___	___	___

Manner of disposition

	Opinion	Memorandum decision	Order	Dismissed/ withdrawn/ settled	Transferred	Other
Appeals:						
Civil						
Criminal						
Postconviction						
Agency						
Juvenile						
Total						
Original proceedings:						
Original jurisdiction						
Disciplinary matter						
Advisory opinion						
Total						
Requests to appeal:						
Civil						
Criminal						
Postconviction						
Agency						
Juvenile						
Total						
Sentence review only						
Total cases						

Disposition of cases

	Appeals					
	Civil	Criminal	Post conviction	Agency	Juvenile	Sentence review only
Opinion:						
Affirmed						
Modified						
Reversed						
Reversed and remanded						
Remanded						
Memorandum decision:						
Affirmed						
Modified						
Reversed						
Reversed and remanded						
Remanded						
Order:						
Affirmed						
Modified						
Reversed						
Reversed and remanded						
Remanded						

Time interval[n] (months/days)

	Notice of appeal to ready for hearing			Ready for hearing to under advisement (submitted or oral argument completed)			Under advisement (submitted or oral argument completed) to decision			Notice of appeal to decision		
	Number of cases	Mean	Median	Number of cases	Mean	Median	Number of cases	Mean	Median	Number of cases	Mean	Median
Appeals:												
Civil												
Criminal												
Postconviction												
Agency												
Juvenile												
Total												
Original proceedings:												
Original jurisdiction												
Disciplinary matter												
Advisory opinion												
Total												
Sentence review only												

(continued on next page)

Disposition of other cases

	Opinion		Memorandum decision		Order	
	Granted	Denied	Granted	Denied	Granted	Denied
Original proceedings:						
Original jurisdiction						
Disciplinary matter						
Advisory opinion						
Total						
Requests to appeal:						
Civil						
Criminal						
Postconviction						
Agency						
Juvenile						
Total						
Total other cases						

Age of pending cases (days)

	Not ready for hearing									Ready for hearing			Under advisement (submitted or oral argument completed)			Average age of pending cases
	Awaiting court reporter's transcript			Awaiting appellant's brief			Awaiting respondent's brief									
	0-60 days	61-120 days	Over 120 days	0-60 days	61-120 days	Over 120 days	0-60 days	61-120 days	Over 120 days	0-90 days	91-180 days	Over 180 days	0-90 days	91-180 days	Over 180 days	
Appeals:																
Civil																
Criminal																
Postconviction																
Agency																
Juvenile																
Total																
Original proceedings:																
Original jurisdiction																
Disciplinary matter																
Advisory opinion																
Total																
Requests to appeal:																
Civil																
Criminal																
Postconviction																
Agency																
Juvenile																
Total																
Sentence review only																
Total cases																

Boldface headings indicate the classifications used by the NCSP.
Blank space = Not enough information is known. The case category may or may not be handled by the court.
N/A = This case type is handled by the court, but the data are unavailable.
X = The data for this case type are known to be included in the total but were not available by category.
-- = Not applicable.

[a]Court jurisdiction.
[b]Particular court or reporting system information.
[c]Judge information.
[e]Cases not included in the total to avoid double counting.
[f]Beginning pending figure for the 1977 court year does not equal the end pending figure for the 1976 court year.
[g]Change in pending does not equal the difference between filings and dispositions.
[h]Figure was computed.
[i]Data are not complete.
[j]Explanation of data included in the category.
[k]Additional information.
[l]Special source or revision in data.
[m]Information on disposition type or trial data.
[n]Information on time interval or age of pending data.

Source:

STATE NAME, COURT NAME
Court of general jurisdiction or court of limited jurisdiction
Number of circuits or districts, Number of judges
Time period covered

	Beginning pending	Filed	Disposed	End pending
Civil[d]:				
Law				
Tort:				
Auto tort				
Professional tort				
Product liability tort				
Other tort				
Total				
Contract				
Small claims				
Real property rights				
Equity				
Domestic relations:				
Marriage dissolution				
Support/custody				
Adoption				
Other domestic relations				
Total				
Estate:				
Probate/wills/intestate				
Guardianship/conservatorship/trusteeship				
Other estate				
Total				
Mental health				
Appeal:				
Appeal of administrative agency case				
Appeal of trial court case				
Total				
Extraordinary writ				
Postconviction remedy				
Other civil				
Total civil				
Criminal[d]:				
Felony				
Misdemeanor				
Felony/misdemeanor				
Preliminary hearing				
Ordinance violation				
Appeal				
Extraordinary writ				
Postconviction remedy				
Sentence review only				
Other criminal				
Total criminal				
Traffic:				
DWI/DUI				
Other traffic violation				
Parking violation				
Total traffic				
Juvenile:				
Criminal-type offense				
Status offense				
Non-offense				
Other juvenile				
Total juvenile				
Grand total				

	Trial[d]		
	Jury	Non-jury	Total
Civil[d]:			
Law			
Tort:			
Auto tort			
Professional tort			
Product liability tort			
Other tort			
Total			
Contract			
Small claims			
Real property rights			
Equity			
Domestic relations:			
Marriage dissolution			
Support/custody			
Adoption			
Other domestic relations			
Total			
Estate:			
Probate/wills/intestate			
Guardianship/conservatorship/ trusteeship			
Other estate			
Total			
Mental health			
Appeal:			
Appeal of administrative agency case			
Appeal of trial court case			
Total			
Extraordinary writ			
Postconviction remedy			
Other civil			
Total civil			
Criminal[d]:			
Felony			
Misdemeanor			
Felony/misdemeanor			
Preliminary hearing			
Ordinance violation			
Appeal			
Extraordinary writ			
Postconviction remedy			
Sentence review only			
Other criminal			
Total criminal			
Traffic:			
DWI/DUI			
Other traffic violation			
Parking violation			
Total traffic			
Juvenile:			
Criminal-type offense			
Status offense			
Non-offense			
Other juvenile			
Total juvenile			
Grand total			

	Time interval (days)		
Age at disposition:	Number of Cases	Mean	Median
Civil[d]:			
Law			
Tort:			
Auto tort			
Professional tort			
Product liability tort			
Other tort			
Total			
Contract			
Small claims			
Real property rights			
Equity			
Domestic relations:			
Marriage dissolution			
Support/custody			
Adoption			
Other domestic relations			
Total			
Estate:			
Probate/wills/intestate			
Guardianship/conservatorship/ trusteeship			
Other estate			
Total			
Mental health			
Appeal:			
Appeal of administrative agency case			
Appeal of trial court case			
Total			
Extraordinary writ			
Postconviction remedy			
Other civil			
Total civil			
Criminal[d]:			
Felony			
Misdemeanor			
Felony/misdemeanor			
Preliminary hearing			
Ordinance violation			
Appeal			
Extraordinary writ			
Postconviction remedy			
Sentence review only			
Other criminal			
Total criminal			
Traffic:			
DWI/DUI			
Other traffic violation			
Parking violation			
Total traffic			
Juvenile:			
Criminal-type offense			
Status offense			
Non-offense			
Other juvenile			
Total juvenile			
Grand total			

(continued on next page)

Civil dispositions

	Uncontested/Default	Dismissed/ withdrawn/ settled	Transferred	Arbitration
Civil[d]:				
Law				
Tort:				
Auto tort				
Professional tort				
Product liability tort				
Other tort				
Total				
Contract				
Small claims				
Real property rights				
Equity				
Domestic relations:				
Marriage dissolution				
Support/custody				
Adoption				
Other domestic relations				
Total				
Estate:				
Probate/wills/intestate				
Guardianship/conservatorship/ trusteeship				
Other estate				
Total				
Mental health				
Appeal:				
Appeal of administrative agency case				
Appeal of trial court case				
Total				
Extraordinary writ				
Postconviction remedy				
Other civil				
Total				

Criminal dispositions

	Felony	Misdemeanor	Preliminary hearing	Ordinance violation	Appeal	Extraordinary writ	Postconviction	Sentence review	Other criminal	Total
Jury trial:										
Conviction										
Guilty plea										
Acquittal										
Dismissed										
Non-jury trial:										
Conviction										
Guilty plea										
Acquittal										
Dismissed										
Dismissed/nolle prosequi										
Bail forfeiture										
Bound over										
Transferred										

Traffic dispositions

	DWI/DUI	Other traffic violation	Parking	Total
Jury trial:				
Conviction				
Acquittal				
Non-jury trial:				
Conviction				
Acquittal				
Guilty plea				
Dismissed/nolle prosequi				
Bail forfeiture				
Parking fines				
Transferred				
Other				

Age of pending cases (days)

	0-30 days	31-60 days	61-90 days	91-180 days	181-360 days	361-720 days	Over 720 days	Average age of pending cases
Civil[d]:								
Law								
Tort:								
Auto tort								
Professional tort								
Product liability tort								
Other tort								
Total								
Contract								
Small claims								
Real property rights								
Equity								
Domestic relations:								
Marriage dissolution								
Support/custody								
Adoption								
Other domestic relations								
Total								
Estate:								
Probate/wills/intestate								
Guardianship/conservatorship/ trusteeship								
Other estate								
Total								
Mental health								
Appeal:								
Appeal of administrative agency case								
Appeal of trial court case								
Total								
Extraordinary writ								
Postconviction remedy								
Other civil								
Total civil								
Criminal[d]:								
Felony								
Misdemeanor								
Felony/misdemeanor								
Preliminary hearing								
Ordinance violation								
Appeal								
Extraordinary writ								
Postconviction remedy								
Sentence review only								
Other criminal								
Total criminal								
Traffic:								
DWI/DUI								
Other traffic violation								
Parking violation								
Total traffic								
Juvenile:								
Criminal-type offense								
Status offense								
Non-offense								
Other juvenile								
Total juvenile								
Grand total								

Boldface headings indicate the classifications used by the NCSP.
N/A = This case type is handled by the court, but the data are unavailable.
X = The data for this case type are known to be included in the total but were not available by category.
-- = Not applicable.

[a]Court jurisdiction.
[b]Particular court or reporting system information.
[c]Judge information.
[d]Case definition or unit of count:
- Civil definition.
- Criminal case unit of count.
- Jury trial definition.
- Non-jury trial definition.

[f]Beginning pending figure for the 1977 court year does not equal the end pending figure for the 1976 court year.
[g]Change in pending does not equal the difference between filings and dispositions.
[h]Figure was computed.
[i]Data are not complete.
[j]Explanation of data included in the category.
[k]Additional information.
[l]Special source or revision in the data.
[m]Information on disposition type or trial data.
[n]Information on time interval or age of pending cases data.

Source:

ALABAMA COURT SYSTEM, 1977

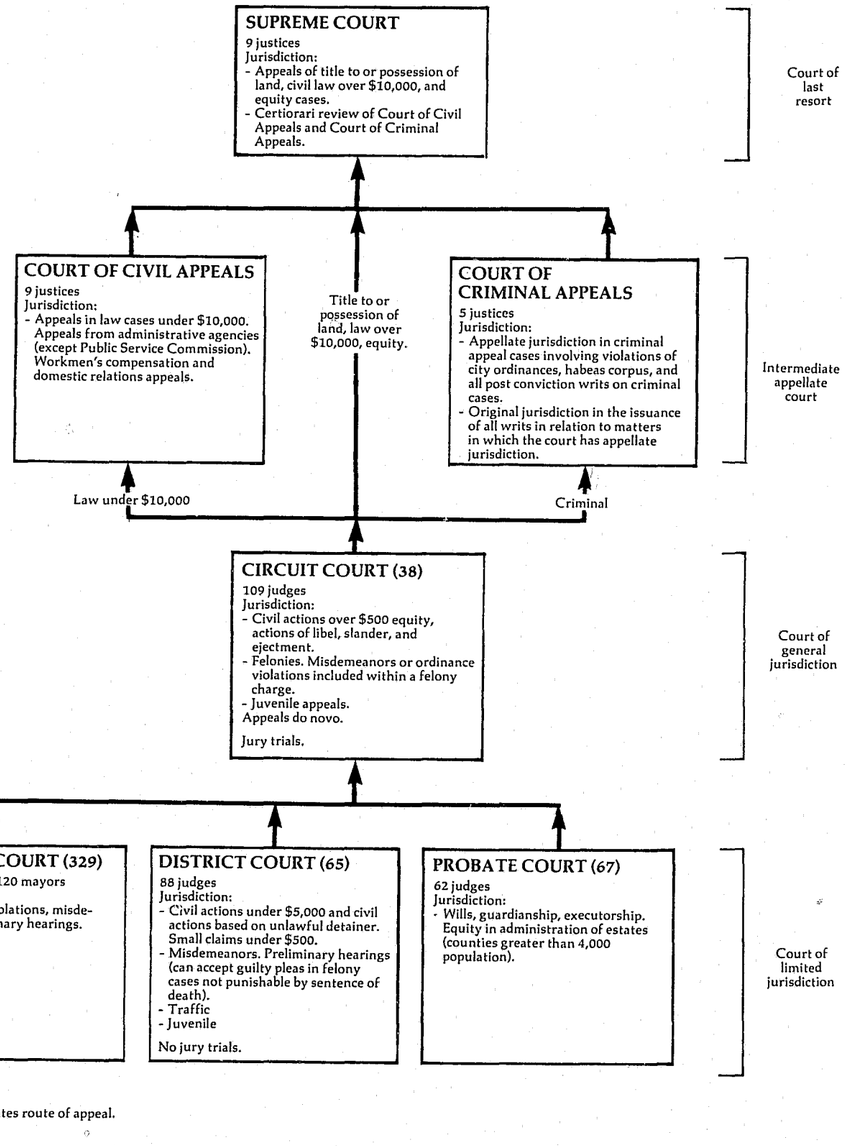

ALABAMA SUPREME COURT
Court of last resort
9 justices
October 5, 1976 to September 30, 1977

	Beginning pending	Filed	Disposed	End pending
Cases:				
Appeals:				
Appeals	X	X	X	X
Petitions for writs of certiorari granted	15	(61)[e]	49	27[k]
Total appeals	X	X (61)[e]	49[l]	X
Other cases:				
Original proceedings:				
Original jurisdiction:				
Petitions for writ of mandamus/prohibition	X	X	X	X
Miscellaneous matters[j]	0	51	51	0
Total	X	X	X	X
Advisory opinion:				
Request for advisory opinion	0	9	9	0
Total	X	X	X	X
Requests to appeal:				
Petitions for writ of certiorari	0	292	231 (61)[e]	0
Total other cases	X	X	X (61)[e]	X
Total cases	325	815 (61)[e]	746 (61)[e]	394[k]
Other proceedings:				
Rehearing request:				
Application for rehearing	N/A	N/A	86	N/A
Total other proceedings	N/A	N/A	86	N/A

Manner of disposition[l]

Written opinion:	
Appeals	324
Certified questions	5
Extraordinary writs	10
Petitions for writ of certiorari granted	49
Petitions for writ of certiorari denied	12
Advisory opinion	9
Rehearing request	2
Total	411
Appeals dismissed by court	15
Appeals dismissed on motion of parties	54
Transferred to Court of Appeals	12
Court action without opinion on extraordinary writ	37
Petition for writ of certiorari denied without opinion	219

Boldface headings indicate the classifications used by the NCSP.
N/A = This case type is handled by the court but the data are unavailable.
X = The data for this case type are known to be included in the total but were not available by category.

[e]Cases not included in the total to avoid double counting:
Petitions for writ of certiorari granted are not counted as disposed until the resulting appeal is disposed; a filing is not counted for the resulting appeal. These numbers of granted petitions for writ of certiorari are the figures appearing in the parentheses.
[j]Explanation of data included in the category:
Miscellaneous matters include prisoner petitions and requests to take the bar exam.
[k]Additional information:
The 27 petitions for writ of certiorari granted listed as pending at the end of the court year were all awaiting oral argument in October 1977.
All cases submitted to the court are decided within the term year. The cases pending on 9/30/77 were either not ready for submission to the court or were scheduled for oral argument on the October 1977 docket.
[l]Special source or revision in data:
Manner of disposition information was provided by the clerk of court during the data verification process.

Source: The Administrative Director of the Courts, Alabama Judicial System (Montgomery, Alabama) and unpublished data from the clerk of court.
Statistics are from the annual report and unpublished data except that totals have been computed where necessary.

ALABAMA COURT OF CIVIL APPEALS[a]
Intermediate appellate court
3 judges
October 5, 1976 to September 29, 1977

	Beginning pending	Filed	Disposed	End pending
Cases:				
Appeals:				
Civil:				
Cases	124	308	292	140
Total appeals	124	308	292	140
Other cases:				
Original proceedings	—	—	—	—
Requests to appeal	—	—	—	—
Total other cases				
Total cases	124	308	292	140
Other proceedings:				
Rehearing requests	N/A	N/A	52	N/A
Total other proceedings	N/A	N/A	52	N/A

Manner of disposition

Written opinion	179
Dismissed	1

Disposition of appeals[h]

Opinion:	
Affirmed	122
Reversed	32
Affirmed in part/reversed in part	18
Dismissed or petition for extraordinary relief granted or denied	7

Time interval (average weeks)

From filing notice of appeal to completing the record	9
From completing the record to appellant's brief	4
From appellant's brief to appellee's brief	4
From appellee's brief to oral arguments	7
From appellee's brief to oral arguments	3
From oral argument to written opinion released	25
From notice of appeal to written opinion	

Boldface headings indicate the classifications used by the NCSP.
Blank space = Not enough information is known. The case category may or may not be handled by the court.
N/A = This case type is handled by the court but the data are unavailable.

[a]Court jurisdiction:
Court has jurisdiction in civil appeal cases only.
[h]Figure was computed:
Data for the disposition of appeals was calculated from percentage figures given in the unpublished data supplied by the clerk of court.

Source: The Administrative Director of Courts, Alabama Judicial System (Montgomery, Alabama), and unpublished data supplied by the clerk of court. Statistics are from the annual report and unpublished data except that totals have been computed where necessary.

ALABAMA COURT OF CRIMINAL APPEALS[a]
Intermediate appellate court
5[c] judges
October 5, 1976 to September 29, 1977

	Beginning pending	Filed	Disposed	End pending
Cases:				
Appeals:				
Criminal:				
Cases	671[j]	853	976	548[j]
Total appeals[j]	671[j]	853	976	548[j]
Other cases:				
Original proceedings				
Requests to appeal:				
Notice of appeal	(j)	(j)	(j)	(j)
Total other cases				
Total cases[i]	671	853	976	548

Manner of disposition[l]

Opinion	432
Without opinion	344
Decided en banc	200

Disposition of cases

Affirmed	603
Reversed and remanded	52
Remanded with directions	12
Reversed and rendered	5
Dismissed	17
Petition denied	87
Cases decided en banc (original proceedings)	200

Boldface headings indicate the classifications used by the NCSP.
Blank space = Not enough information is known. The case category may or may not be handled by the court.

[a]Court jurisdiction:
Court has jurisdiction in criminal appeal cases only.
[c]Judge information:
There are in addition three supernumerary judges assigned to this court.
[i]Data are not complete:
Total cases do not include petitions disposed of in the clerk's office at the direction of the court.
[j]Explanation of data included in the category:
Total appeals include notice of appeal cases as well as appeals.
Notice of appeal cases are reported as appeals.
Pending includes cases pending on certiorari in the Supreme Court of Alabama and the Supreme Court of the United States, cases on motions for new trial in trial courts, and those in which appeals have not been perfected (all necessary documents filed).
[l]Special source or revision in data:
The manner of disposition data were provided by the clerk of court.

Source: The Administrative Director of Courts, Alabama Judicial System (Montgomery, Alabama), and unpublished data provided by the clerk of court. Statistics are from the annual report and unpublished data except that totals have been computed where necessary.

ALABAMA CIRCUIT COURT
Court of general jurisdiction
38 circuits, 112 judges
January 1, 1977 to December 31, 1977

	Beginning pending	Filed	Disposed	End pending
Civil[d]:				
Law:				
Original civil	X	X	X	X
Tort:				
Auto tort:				
Motor vehicle	X	X	X	X
Equity	X	X	X	X
Domestic relations	X	41,080	39,078	X
Appeal	X	X	X	X
Total civil	49,016[l]	64,619	64,269	49,366[h]
Criminal[d]:				
Felony:				
Indictments	X	17,533	X	X
Miscellaneous	X	X	X	X
Total	X	X	X	X
Appeal	X	X	X	X
Total criminal	10,568[l]	24,143	23,443	11,268[h]
Juvenile:				
Total juvenile	0	10,764	9,371	1,393[h]
Grand total	59,584[l]	99,526	97,083	62,027[h]

Trial[d]

	Jury	Non-jury	Total
Criminal	1,440	1,314	2,754

Criminal dispositions

Nols/dismissals	6,915
Guilty pleas	13,841

Boldface headings indicate the classifications used by the NCSP.
X = The data for this case type are known to be included in the total but were not available by category.

[d]Case definition or unit of count:
A civil case is counted with the filing of a petition or complaint.
The criminal case unit of count is the number of defendants on the indictment.
A trial is counted if tried to completion.
[h]Figure was computed:
End pending figure was computed from filing, disposition, and beginning pending data.
[l]Special source or revision in data:
Beginning pending figures were provided by the administrative office of the court.

Source: The Administrative Director of Courts, Alabama Judicial System (Montgomery, Alabama), and unpublished data provided by the administrative office of the courts. Statistics are from the annual report and unpublished data except that totals have been computed where necessary.

ALABAMA DISTRICT COURT[a]
Court of limited jurisdiction
81 courts, 89 judges
January 17, 1977 to December 31, 1977

	Beginning pending	Filed	Disposed	End pending
Civil[d]:				
Small claims	0	64,109	36,715	27,394
Other civil:				
Civil	0	36,713	32,327	4,386
Total civil	0	100,822	69,042	31,780
Criminal[d]:				
Total criminal	0	92,528	72,020	20,508
Traffic:				
Total traffic	0	179,604	147,001	32,603
Juvenile:				
Total juvenile	0	13,423	10,683	2,740
Grand total	0	386,377	298,746	87,631

Boldface headings indicate the classifications used by the NCSP.

[a]Court jurisdiction:
This court was established by the judicial article for court unification to replace the many different inferior courts.
[d]Case definition or unit of count:
A civil case is counted with the filing of a petition or complaint.
The criminal case unit of count is the number of defendants on the indictment or complaint.

Source: The Administrative Director of Courts, Alabama Judicial System (Montgomery, Alabama). Statistics are from the annual report except that totals have been computed where necessary.

ALABAMA PROBATE COURT
Court of limited jurisdiction
67 courts, 67 judges
January 1, 1977 to December 31, 1977

There were no data available for cases handled in the Probate Court in 1977.

ALABAMA MUNICIPAL COURT
Court of limited jurisdiction
329 courts; ≈220 recorders, ≈120 mayors
January 1, 1977 to December 31, 1977

There were no data available for cases handled in the Municipal Court in 1977.

ALASKA COURT SYSTEM, 1977

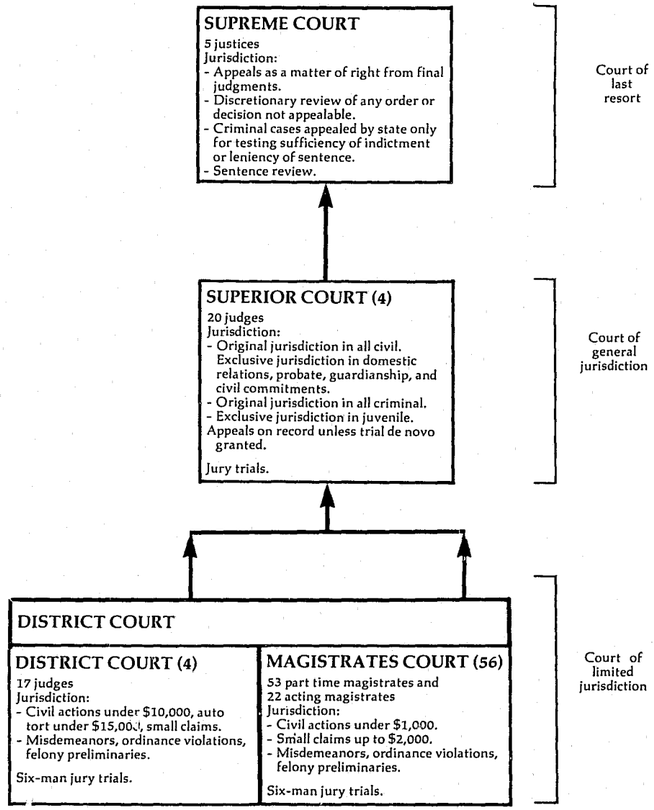

ALASKA SUPREME COURT
Court of last resort
5 justices
January 1, 1977 to December 31, 1977

	Beginning pending	Filed	Disposed	End pending
Cases:				
Appeals:				
Civil	218	251	201	268
Criminal[j]	132	156	88	200
Total appeals	350	407	289	468
Other cases:				
Original proceedings:				
Original jurisdiction:				
Original applications	5	17	18	4
Requests to appeal:				
Petitions for review	20	126	103	43
Sentence review only:				
Sentence appeal	16	63	40	39
Total other cases	41	206	161	86
Total cases	391	613	450	554
Other proceedings:				
Rehearing requests	--	--	35	--
Other matters:				
Motion practice	--	--	1,239	--
Total other proceedings	--	--	1,274	--

Manner of disposition[m]

	Appeals		Original proceedings	Requests to appeal	Sentence review only	Total cases
	Civil	Criminal				
Opinion and mandate	120	54	3	16	21	214
Summary disposition by order	5	1	4	7	0	17
Dismissed by court or parties	76	33	11	13	19	152

Disposition of appeals

	Civil	Criminal	Requests to appeal	Sentence review only	Total
Affirmed	48	38	--	15	101
Reversed and remanded	23	13	--	5	41
Affirmed in part/reversed in part	18	0	--	1	19
Reversed	8	3	--	0	11
Remanded	4	0	--	0	4
Too lenient	--	--	--	1	1
Review denied	--	--	67	--	67

Status of pending cases (12/31/77)

	Cases awaiting					
	Records	Briefs	Hearing	Decision	Mandate	Stayed
Appeals:						
Civil	84	54	22	94	4	10
Criminal	47	62	14	70	1	6
Original proceedings	0	0	1	3	0	0
Requests to appeal	0	12	1	26	2	2
Sentence review only	6	9	0	19	1	4

Time interval[n] (days)

	Civil appeal		Criminal appeal		Sentence review only	
	Mean	Median	Mean	Median	Mean	Median
Notice of appeal to mandate	485	N/A	593	578	N/A	N/A
Notice of appeal to opinion publication	467[h]	N/A	580[h]	N/A	304	263
Notice of appeal to certification of record	120	103	153	142	N/A	N/A
Certification of record to completion of briefing	135	N/A	193	173	N/A	N/A
Completion of briefing to hearing or submission	70	N/A	65	49	N/A	N/A
Hearing or submission to opinion publication	150[h]	N/A	169	165	N/A	N/A
Hearing or submission to circulating draft opinion	85	N/A	N/A	N/A	N/A	N/A
Circulating draft opinion to publication date	65	N/A	N/A	N/A	N/A	N/A
Publication date to mandate	18	N/A	13[h]	N/A	N/A	N/A

(continued on next page)

Boldface headings indicate the classifications used by the NCSP.
N/A = This case type is handled by the court, but the data are unavailable.
— = Not applicable.

[h]Figure was computed:
"Publication date to mandate" mean figure equals "notice of appeal to mandate" minus "notice of appeal to opinion publication."
"Hearing or submission to opinion publication" mean figure for time interval data equals the "hearing or submission to circulating draft opinion" plus "circulating draft opinion to opinion publication."
"Notice of appeal to opinion publication" is the sum of four major subcategories.
[j]Explanation of data included in the category:
The number of civil and criminal appeals filed includes cross appeals filed.
Juvenile appeals relating to dependency are included with the civil appeals.
Juvenile appeals relating to criminal-type offenses are included with the criminal appeals category.
[m]Information on disposition type on trial data:
The manner of disposition data is a case count. The 214 opinions and mandates include some opinions filed in 1976 on which mandates were not issued until 1977. There were 189 actual opinions filed in 1977.
[n]Time interval or age of pending data:
The analysis of time periods for disposition of appeals was done for 101 civil appeals, 54 criminal appeals, and 21 sentence review only cases.

Source Cases: Administrative Director of the Courts, Alaska Court System, 1977 Annual Report (Anchorage, Alaska: 1978); and memo from clerk to justices of Supreme Court entitled "Supreme Court Activity 1977." Statistics are from the annual report and clerk's memo except that totals have been computed where necessary, and revisions have been made during verification by the clerk of the court.

ALASKA SUPERIOR COURT
Court of general jurisdiction
4 districts, 20[c] judges
January 1, 1977 to December 31, 1977

	Beginning pending	Filed	Disposed	End Pending
Civil[d]:				
Tort:				
Civil damage	X	910	X	X
Contract:				
Debts, contracts, and notes	X	1,141	X	X
Real property rights:				
Housing, real estate	X	402	X	X
Domestic relations:				
Marriage dissolution:				
Divorce	X	2,920	X	X
Dissolution of marriage	X	1,635	X	X
Total	X	4,555	X	X
Support/custody:				
Other[j]	X	1,483	X	X
Adoption	X	628	X	X
Total	X	6,666	X	X
Estate:				
Probate/wills/intestate:				
Estates	X	534	X	X
Probate waiver	X	102	X	X
Total	X	636	X	X
Guardianship/conservatorship/trusteeship:				
Guardianship	X	19	X	X
Protective	X	126	X	X
Total	X	145	X	X
Other estate	X	30	X	X
Total	X	811	X	X
Mental health:				
Sanity	X	240	X	X
Appeal:				
Appeal of administrative agency case:				
Administrative review	X	106	X	X
Other civil:				
Other civil	X	1,099	X	X
Total civil	11,419[f]	11,375	10,672	12,116[g]
Criminal[d]:				
Felony	433[f]	752	764	399[g]
Misdemeanor	N/A	32	X	N/A
Appeal:				
From District Court	N/A	40	X	N/A
To Supreme Court	N/A	90	X	N/A
Total	N/A	130	X	N/A
Other criminal:				
Probation revocation	N/A	134	X	N/A
Other	N/A	34	X	N/A
Total	N/A	168	X	N/A
Total criminal	433[f,i]	1,082	1,002	399[i]

(continued on next page)

Juvenile:				
Criminal-type offense:				
Delinquency	N/A	1,275[h]	X	N/A
Status offense:				
Child in need of supervision	N/A	163[h]	X	N/A
Non-offense:				
Dependency	N/A	45[h]	X	N/A
Total juvenile	N/A	1,483	1,111	N/A
Grand total	11,852[f,i]	13,940	12,785	12,515[i]

Trial[d]

	Jury	Non-jury	Total
Civil[m]	50	381	431
Criminal (felony)	127	30	157
Total	177	411	588

Time interval (days)

Age at disposition[n]:	Average	Median
Domestic relations	273	81
Probate	405	117
Other civil	528	230
Felony	115	84

Civil dispositions[m]

Default	456
Withdrawn	1,411
Judgment	270
Dismissed	873

Criminal (felony) dispositions

	Before trial	Jury trial	Non-jury trial	Total
Guilty (convicted)	86	17	--	103
Guilty plea	7	4	387	398
Acquittal	16	4	--	20
Mistrial with dismissal	18	5	--	23
Dismissed	0	0	159	159
Change of venue	0	0	4	4
Complaint withdrawn	0	0	5	5

Age of pending cases[n] 12/31/77 (days)

	Average	Median
Domestic relations	448	337
Probate	838	605
Other civil	492	391
Felony	238	183

Boldface headings indicate the classifications used by the NCSP.
N/A = This case type is handled by the court, but the data are unavailable.
X = The data for this case type are known to be included in the total but were not available by category.
-- = Not applicable.

[c]Judge information:
There were 21.02 full-time equivalent judges serving in the Superior Court during the 1977 court year.
[d]Case definition or unit of count:
A civil case is counted with the filing of a petition or complaint.
The criminal case unit of count is the number of indictments or complaints. Some occur after preliminary hearings in District Court.
A trial is counted if tried to judgment.
[f]Beginning pending figure for the 1977 court year does not equal the end pending figure for the 1976 court year:
Figures are as given in the annual report.
[g]Change in pending does not equal the difference between filings and dispositions:
Figures are as reported in the annual report.
[h]Figure was computed:
The juvenile filing figure for each category was calculated by multiplying the percent of formal petitions for each category by the total number of formal petitions.
[i]Data are not complete:
Criminal total pending figures include only felony cases.
Grand total pending figures include only civil and felony cases.
[j]Explanation of data included in the category:
The state annual report indicates that a majority of the "other" cases are reciprocal support cases.
[m]Categories for disposition type or trial data:
Civil jury trial and civil disposition data are for all civil categories except domestic relations and probate. Civil non-jury trials also include domestic relations (divorce, reciprocal support) cases.
[n]Time interval or age of pending data:
Age at disposition and age of pending data are given for the following categories as listed in the annual report:
Domestic relations -- divorce, dissolution of marriage, and other.
Probate -- estates, guardianship, probate waiver, protective, other, adoption, and sanity.
Other civil -- civil damage; debts, contracts, and notes; housing, real estate; administrative review; and other.

Source: Administrative Director of the Courts, Alaska Court System, 1977 Annual Report (Anchorage, Alaska: 1978). Statistics are from the annual report except that totals have been computed where necessary.

ALASKA DISTRICT COURT
Court of limited jurisdiction
4 districts, 17[c] judges
January 1, 1977 to December 31, 1977

	Beginning pending	Filed	Disposed	End pending
Civil[d]:				
Tort:				
Civil damage	X	491	X	X
Contract:				
Debt, contract, and notes	X	2,325	X	X
Small claims	4,393[f]	6,101	5,322	5,193[g]
Other civil:				
Other	X	1,201	X	X
Total civil	7,984[f]	10,118	8,481	9,645[g]
Criminal[d]:				
Misdemeanor	X	13,533	X	X
Preliminary hearing:				
Felony	573[f]	1,545	1,301	504[g]
Other criminal	N/A	1,976	X	N/A
Total criminal	X[i]	17,054	X	X[i]
Traffic:				
Other traffic violation:				
Misdemeanor traffic	X	7,908	X	X
Other criminal--traffic on formal complaint	N/A	203	X	N/A
Other traffic	N/A	77,750	77,709	N/A
Total	N/A	85,861	X	N/A
Total traffic	X[i]	85,861	X	X[i]
Grand total	14,603[fi]	113,033	108,251	14,834[gi]

Trial[d]

	Jury	Non-jury	Total
Civil:			
Small claims	--	566	566
All other civil	17	213	230
Total	17	779	796
Criminal:			
Misdemeanor[m]	582	518	1,100
Traffic[m]	--	883	883
Grand total	599	2,180	2,779

Civil dispositions[m]

Default	1,149
Withdrawn	1,099
Judgment	348
Dismissal	333

Traffic dispositions[m]

Guilty at non-jury trial	662
Guilty plea	17,724
Waiver at counter	33,778
Mail in bail	13,481
No shows (closed statistically)	2,686

Criminal dispositions

	Misdemeanor[m] Before jury trial	Misdemeanor[m] Non-jury trial	Preliminary hearing	Total
Guilty (convicted)	--	312	336	--	648
Guilty plea	12,647	7	86	--	12,740
Acquittal	--	239	79	--	318
Mistrial with dismissal	--	24	17	--	41
Change of venue	317	0	0	--	317
Complaint withdrawn	1,152	0	0	94	1,246
Dismissed	3,667	0	0	421	4,088
Reduced to misdemeanor	--	--	--	176	176
Superceded by indictment	--	--	--	428	428
Held to answer	--	-	--	182	182

Time interval (days)

Age at disposition:	Average	Median
Small claims	194	91
All other civil	224	120
Misdemeanor[n]	55	18
Preliminary hearing	41	15
Traffic[n]	195	147

Age of pending cases 12/31/77 (days)

	Average	Median
Small claims	430	387
All other civil	423	379
Misdemeanor[n]	107	99
Preliminary hearing	262	228

Boldface headings indicate the classifications used by the NCSP.
N/A = This case type is handled by the court, but the data are unavailable.
X = The data for this case type are known to be included in the total but were not available by category.
-- = Not applicable.

[c]Judge information:
There were 30.93 full-time equivalent judges hearing cases in the District Court during the 1977 court year.
[d]Case definition or unit of count:
A civil case is counted with the filing of a petition or complaint.
The criminal case unit of count is the number of indictments or complaints.
A trial is counted if tried to judgment.
[f]Beginning pending figure for the 1977 court year does not equal the end pending figure for the 1976 court year:
Figures are as given in the annual report.
[g]Change in pending does not equal the difference between filings and dispositions:
Figures are as reported in the annual report. The end pending figure for preliminary hearings does not include those cases out on warrants.
[i]Data are not complete:
Grand total pending figures include all data except other criminal, other criminal--traffic informal complaint, and other traffic cases.
[m]Categories for disposition type or trial data:
Civil disposition type data do not include dispositions of small claims cases.
Misdemeanor disposition data include misdemeanor traffic cases.
Traffic trial and disposition data only include other traffic cases.
[n]Time interval or age of pending data:
Misdemeanor age at disposition is measured from first appearance to dismissal, acquittal, or sentencing.
The misdemeanor category for time interval and age of pending data includes misdemeanor traffic cases.
Traffic time interval data only include other traffic cases.

Source: Administrative Director of the Courts, Alaska Court System, 1977 Annual Report (Anchorage, Alaska: 1978). Statistics are from the annual report except that totals have been computed where necessary.

ALASKA MAGISTRATES COURT
Court of limited jurisdiction
56 courts, 53 part-time and 22 acting magistrates
January 1, 1977 to December 31, 1977

	Beginning pending	Filed	Disposed	End pending
Civil[d]:				
Total civil	N/A	145	156	N/A
Criminal[d]:				
Misdemeanor	N/A	1,479	1,320	N/A
Preliminary hearing:				
Felony	N/A	92	72	N/A
Total criminal	N/A	1,571	1,392	N/A
Traffic:				
Total traffic	N/A	775	796	N/A
Grand total	N/A	2,491	2,344	N/A

Boldface headings indicate the classifications used by the NCSP.
N/A = This case type is handled by the court, but the data are unavailable.

[d]Case definition or unit of count:
A civil case is counted with the filing of a petition or complaint.
The criminal case unit of count is the number of indictments or complaints.

Source: Administrative Director of the Courts, Alaska Court System, 1977 Annual Report (Anchorage, Alaska: 1978). Statistics are from the annual report except that totals have been computed where necessary.

ARIZONA COURT SYSTEM, 1977

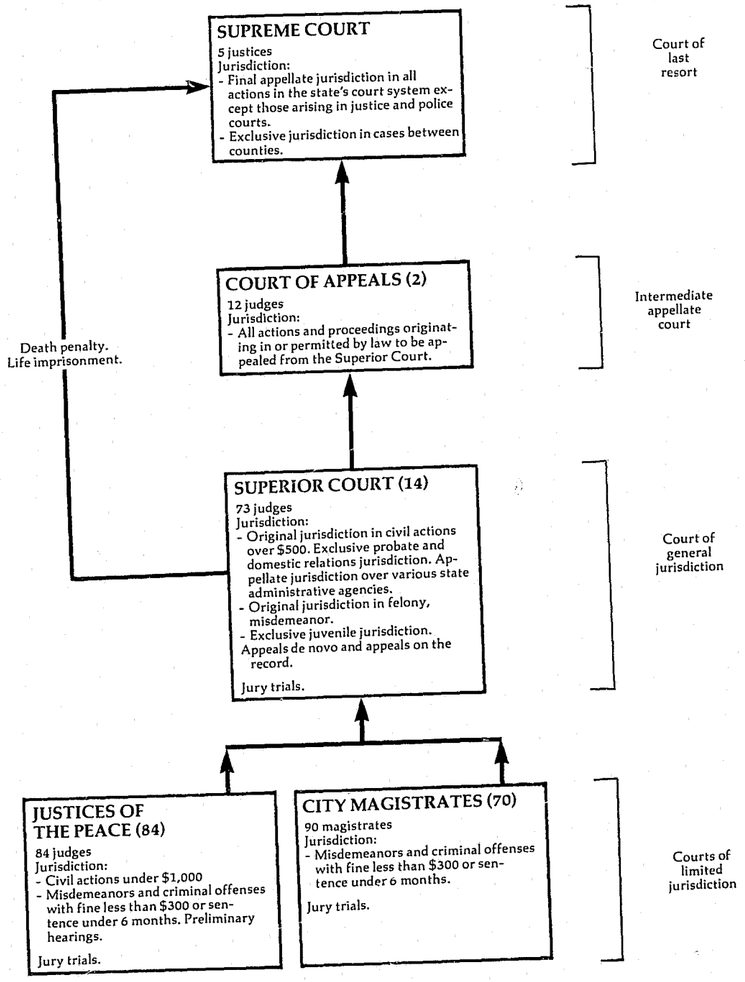

ARIZONA SUPREME COURT
Court of last resort
5 justices
January 1, 1977 to December 31, 1977

	Beginning pending	Filed[J]	Disposed	End pending
Cases:				
Appeals:				
Civil	24	33	34	23
Criminal	99[f]	85	139	45
Delayed appeals	3	2	4	1
Total appeals[J]	126[f]	120	177	69
Other cases:				
Original proceedings:				
Original jurisdiction:				
Habeas corpus	2	42	38	6
Special actions[J]	20	149	149	20
Bar matters	6	33	35	4
Petitions for review[J]	56[f]	620	610	66
Total	84	844	832	96
Requests to appeal				
Total other cases	84	844	832	96
Total cases	210	964	1,009	165
Other proceedings:				
Other matters:				
Miscellaneous	1	41	38	4
Total other proceedings	1	41	38	4

Manner of Disposition

	Appeals				Original jurisdiction	Other matters	Total
	Civil	Criminal	Delayed	Total			
Written opinion	31	93	1	125	66	1	192
Memorandum decision	1	42	3	46	4	0	50
Terminated without written opinion	2	4	0	6	762	37	805

Boldface headings indicate the classifications used by the NCSP.
Blank space = Not enough information is known. The case category may or may not be handled by the court.

[f]Beginning pending figure for the 1977 court year does not equal the end pending figure for the 1976 court year: Data are as given in the annual report.

[J]Explanation of data included in the category:
Appeals (civil, criminal, and delayed) include cases transferred in from the Arizona Court of Appeals.
Special actions include mandamus, prohibition, and quo warranto cases.
Petitions for review are requests for review of Court of Appeals cases (or portions thereof) that are heard as a matter of right. They are not necessarily processed as a regular appeal.

Source: Arizona Supreme Court, The Arizona Courts, 1977 Annual Judicial Report (Phoenix, Arizona: 1978). Statistics are from the annual report except that totals have been computed where necessary.

ARIZONA COURT OF APPEALS
Intermediate appellate court
2 divisions, 12 judges
January 1, 1977 to December 31, 1977

	Beginning pending	Filed[j]	Disposed[j]	End pending
Cases:				
Appeals:				
Civil[j]	604[f]	589	594	599
Criminal	655	1,001	922	734
Delayed appeals	0	0	0	0
Appeal of administrative agency case:				
Industrial Commission	148[f]	217	181	184
Juvenile	1	8	5	4
Total appeals[j]	1,408[f]	1,815	1,702	1,521
Other cases:				
Original proceedings:				
Original jurisdiction:				
Habeas corpus[j]	2	1	3	0
Special actions[j]	7[f]	182	182	7
Petitions for review--post conviction	0	7	7	0
Total	9[f]	190	192	7
Requests to appeal				
Total other cases	9[f]	190	192	7
Total cases	1,417	2,005	1,894	1,528

Manner of disposition

	Appeals						Original jurisdiction	Total
	Civil	Criminal	Delayed	Agency	Juvenile	Total		
Written opinion	208	143	0	38	3	392	33	425
Memorandum	166	503	0	92	2	763	2	765
Terminated without opinion	189	219	0	51	0	459	157	616
Transferred out	31	57	0	0	0	88	0	88

Boldface headings indicate the classifications used by the NCSP.
Blank space = Not enough information is known. The case category may or may not be handled by the court.

[f]Beginning pending figure for the 1977 court year does not equal the end pending figure for the 1976 court year:
Figures are as given in the annual report.
[j]Explanation of data included in the category:
Appeals filed (civil and criminal) are net figures after appeals transferred in are added.
Appeals disposed (civil and criminal) include appeals transferred out and appeals disposed by the court.
Habeas corpus appeals are counted as civil appeals by Division 2 of the Court of Appeals.
Special actions include mandamus, prohibition, and quo warranto cases.

Source: Arizona Supreme Court, The Arizona Courts, 1977 Annual Judicial Report (Phoenix, Arizona: 1978). Statistics are from the annual report except that totals have been computed where necessary.

ARIZONA SUPERIOR COURT[i]
Court of general jurisdiction
14 counties, 73 judges
January 1, 1977 to December 31, 1977

	Beginning pending	Filed	Disposed	End pending
Civil[d]**:**				
Law:				
Civil[j]	27,986[fh]	28,678	28,953	27,711
Domestic relations:				
Support/custody:				
Reciprocal support	6,193[fh]	6,421	5,204	7,410
Adoption	1,610[fhi]	1,751	1,576	1,533[gi]
Other domestic relations:				
Domestic relations	8,999[fh]	23,571	21,397	11,173
Total	16,802[fhi]	31,743	28,177	20,116[gi]
Estate:				
Probate/wills/intestate:				
Probate	16,527[fh]	7,335	6,356	17,506
Mental health	1,296[fhi]	879	469[i]	1,336[gi]
Appeal	(j)	(j)	(j)	(j)
Total civil	62,611[fi]	68,635	63,955[i]	66,669[gi]
Criminal[d]**:**				
Felony	4,839[fh]	10,320	10,268	4,891
Misdemeanor[j]	1,018[fh]	2,911	2,975	954
Appeal	(j)	(j)	(j)	(j)
Total criminal	5,857[f]	13,231	13,243	5,845
Juvenile[j]**:**				
Total juvenile	871[fhi]	12,404[i]	9,655[i]	2,480[gi]
Grand total	69,339[fi]	94,270[i]	86,853[i]	74,994[gi]

Civil dispositions

	Law	Domestic relations: Support/ custody	Adoption	Other	Total	Estate: Probate/ wills/intestate	Mental health	Total
Default judgments	5,885	0	0	12,597	12,597	0	0	18,482
Dismissals	5,442	56	0	3,075	3,131	0	0	8,573
Transfer	487	0	17	146	163	0	0	650
Final order	13,992	5,148	1,559	1,739	8,446	6,356	469	29,263

Trial[d]

	Jury	Non-jury	Total
Civil:			
Law	565	2,582	3,147
Domestic relations:			
Support/custody	0	0	0
Adoption	0	0	0
Other	2	3,838	3,840
Total	2	3,838	3,840
Estate:			
Probate/wills/intestate	0	0	0
Mental health	0	0	0
Total	567	6,420	6,987
Criminal:			
Felony	753	192	945
Misdemeanor	17	642	659
Total	770	834	1,604
Grand total	1,337	7,254	8,591

Criminal dispositions

	Felony	Misdemeanor	Total
Plea	6,822	466	7,288
Dismissed	2,384	1,830	4,214
Transfer	117	20	137

(continued on next page)

Boldface headings indicate the classifications used by the NCSP.

[d]Case definition or unit of count:
A civil case is counted with the filing of a petition or complaint.
The criminal case unit of count is the number of defendants on the information or indictment.
A jury trial is counted when the voir dire examination of the panel begins.
A non-jury trial is counted when the first witness is sworn.
[f]Beginning pending figure for the 1977 court year does not equal the end pending figure for the 1976 court year:
Figures are as given in the annual report.
[g]Change in pending does not equal the difference between filings and dispositions:
This is a result of adjustments made in the calculations to account for missing data.
[h]Figure was computed:
Beginning pending figures were computed from filed, disposed, and end pending data.
[i]Data are not complete:
Adoption and domestic relations pending figures do not include adoption data for Maricopa County.
Mental health disposition and pending figures do not include data for Maricopa County.
Total civil and grand total pending figures do not include adoption data from Maricopa County. Total civil and grand total disposition and pending figures do not include mental health data from Maricopa County.
Juvenile data do not include juvenile dependency and traffic statistics from Maricopa County or traffic statistics from Pima County.
[j]Explanation of data included in the category:
Filings include cases transferred in.
Dispositions include cases transferred out.
Civil cases include prayer under $1,000, auto tort, non-auto tort, contract, eminent domain, unclassified civil, and appeal cases.
Civil appeals are reported in the law category.
Misdemeanor cases include lower court appeals and nonfelony criminal cases.
Criminal appeals are reported in the misdemeanor category.
Juvenile traffic data are included with juvenile data on this court.

Source: Arizona Supreme Court, The Arizona Courts, 1977 Annual Judicial Report (Phoenix, Arizona: 1978). Statistics are from the reports except that totals have been computed where necessary.

ARIZONA JUSTICES OF THE PEACE[i]
Court of limited jurisdiction
84 courts, 84 judges
January 1, 1977 to December 31, 1977

	Beginning pending	Filed	Disposed	End pending
Civil[d]:				
Total civil	N/A	34,422[i]	36,683[i]	N/A
Criminal[d]:				
Misdemeanor	N/A	17,551[i]	X	N/A
Preliminary hearing	N/A	17,144[i]	17,433[i]	N/A
Total criminal	N/A	34,695[i]	X	N/A
Traffic:				
Total traffic	N/A	153,730[i]	X	N/A
Grand total	N/A	222,847[i]	227,264[i]	N/A

Boldface headings indicate the classifications used by the NCSP.
N/A = This case type is handled by the court, but the data are unavailable.
X = The data for this case type are known to be included in the total but were not available by category.

[d]Case definition or unit of count:
A civil case is counted with the filing of a petition or complaint.
The criminal case unit of count is the number of defendants on the information, indictment, or complaint.
[i]Data are not complete:
There were incomplete data for Maricopa, Pinal, Yuma, Navajo, Apache, Gila, Graham, Greenlee, Mohave, and Yavapai Counties.

Source: Arizona Supreme Court, The Arizona Courts, 1977 Annual Judicial Report (Phoenix, Arizona: 1978). Statistics are from the annual report except that totals have been computed where necessary.

ARIZONA CITY MAGISTRATES
Court of limited jurisdiction
79 courts, 90 magistrates
January 1, 1977 to December 31, 1977

There were no data available for cases filed in the City Magistrate Court for 1977. Data collection for these courts began in 1978.

ARKANSAS COURT SYSTEM, 1977

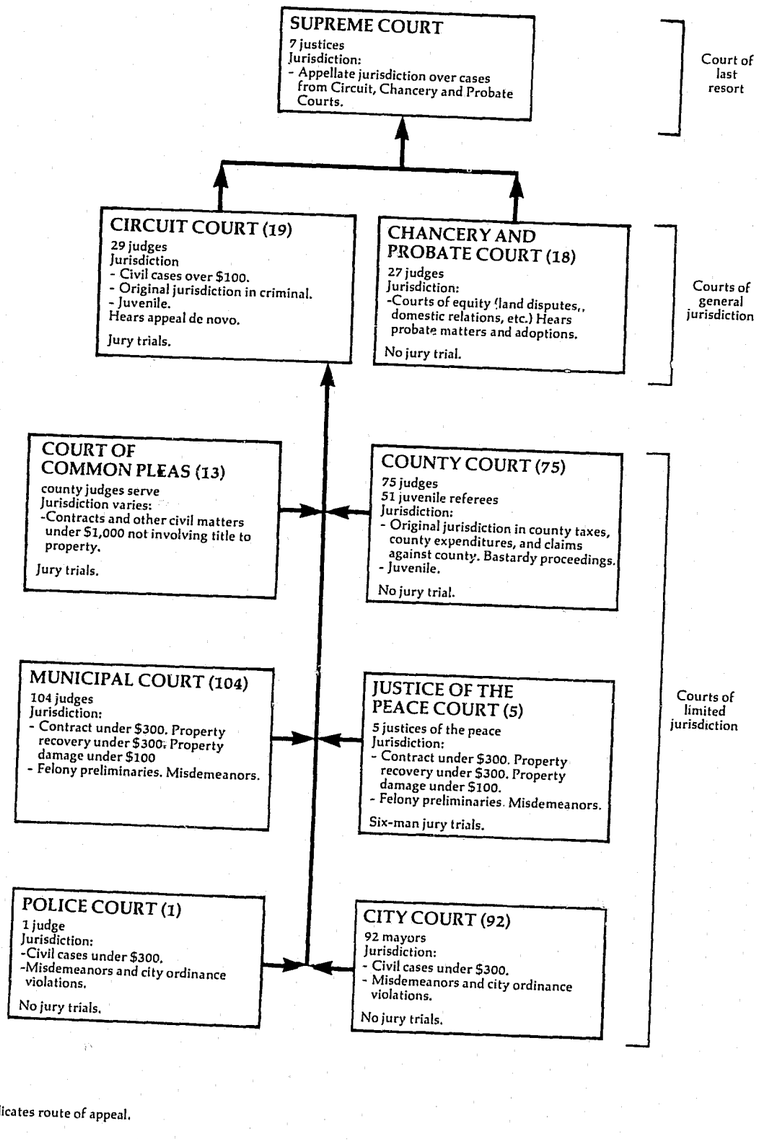

Preceding page blank

ARKANSAS SUPREME COURT
Court of last resort
7 justices
January 1, 1977 to December 31, 1977

	Beginning pending	Filed	Disposed	End pending
Cases:				
Appeals:				
Civil:				
Law	137	236	222	151
Equity	76	155	128	103
Probate	8	14	13	9
Total	221	405	363	263
Criminal:				
Capital	6	9	10	5
Other felony	64	152	167	49
Misdemeanor	8	13	15	6
Total	78	174	192	60
Postconviction remedy:				
Postconviction	5	27	21	11
Total appeals	304	606	576	334
Other cases:				
Original proceedings:				
Original jurisdiction:				
Civil:				
Habeas corpus	0	0	0	0
Mandamus	1	1	2	0
Prohibition	2	12	9	5
Certiorari	0	8	8	0
Other petitions	0	12	12	0
Total	3	33	31	5
Criminal:				
Habeas corpus	0	5	5	0
Mandamus	2	16	15	3
Prohibition	1	6	6	1
Postconviction	0	10	10	0
Certiorari	0	15	15	0
Other petitions	3	3	4	2
Total	6	55	55	6
Total	9	88	86	11
Total other cases	9	88	86	11
Total cases	313	694	662	345
Other proceedings:				
Rehearing requests	0	104	104	0
Other matters:				
Motions (excluding extension of time)	5	288	268	25
Motions for extension of time	N/A	1,144	1,138	N/A
Total	5[i]	1,432	1,406	25[i]
Total other proceedings	5[i]	1,536	1,510	25[i]

Manner of disposition

Written opinion (majority)	488[m]
Per curiam	28

Time intervals[n] (average days)

	Civil	Criminal and post-conviction remedy
Record filing to submission	154.23	116.54
Submission to decision	23.95	20.11
Record filing to decision	178.18	136.65
Average number of days case continued on motion of appellate	10.76	16.92
Average number of days case continued on motion of appellee	6.74	4.76

Disposition of cases

	Civil	Criminal	Post-conviction	Total
Appeals:				
Affirmed:				
Affirmed	182	127	15	324
Affirmed as modified or on condition	9	7	1	17
Total	191	134	16	341
Reversed:				
Reversed	17	2	0	19
Affirmed in part, reversed in part	17	1	0	18
Reversed and dismissed	12	4	0	16
Reversed with directions	0	0	0	0
Total	46	7	0	53
Reversed and remanded	44	37	2	83
Remanded	5	2	1	8
Dismissed:				
Dismissed with opinion	4	1	0	5
Dismissed without opinion	73	11	2	86
Total	77	12	2	91
Original jurisdiction:				
Petitions granted	18	19	3	40
Petitions denied	13	26	7	46

Boldface headings indicate the classifications used by the NCSP.
N/A = This case type is handled by the court, but the data are unavailable.

[i]Data are not complete:
Total other matters and total other proceedings pending figures do not include pending figures for motions for extension of time.

[m]Information on disposition type or trial data:
There were 37 dissenting, 14 concurring, and 3 dissenting in part and concurring in part opinions filed in addition to the 488 majority opinions filed.

[n]Information on time interval or age of pending cases data:
The time interval data are based on a survey of 275 civil appeals and 166 criminal and postconviction remedy appeals decided by the Supreme Court during 1977.

Source: Executive Secretary, Judicial Department, Thirteenth Annual Report, 1977 Judicial Statistics (Little Rock, Arkansas). Statistics are from the annual report except that totals have been computed where necessary.

ARKANSAS CIRCUIT COURT
Court of general jurisdiction
19 circuits, 29 judges
January 1, 1977 to December 31, 1977

	Beginning pending	Filed	Disposed	End pending
Civil[d]:				
Law[j]:				
Civil	16,069[f,j]	22,074[j]	20,460[j]	17,683[j]
Appeal	(j)	(j)	(j)	(j)
Total civil	16,069[f]	22,074	20,460	17,683
Criminal[d]:				
Felony:				
Capital	74[f]	101	115	60
Felony	5,380[f]	7,940	7,595	5,725
Total	5,454[f]	8,041	7,710	5,785
Misdemeanor[j]	3,465[f,j]	5,733[j]	6,027[j]	3,171[j]
Appeal	(j)	(j)	(j)	(j)
Total criminal[j]	8,919[f]	13,774	13,737	8,956
Grand total	24,988[f]	35,848	34,197	26,639

Age of pending cases

	Less than 1 year	1 to 2 years	Over 2 years
Civil	11,029	3,976	2,678
Criminal:			
Felony:			
Capital	45	8	7
Felony	3,833	997	895
Total	3,878	1,005	902
Misdemeanor	2,462	352	357
Total criminal	6,340	1,357	1,259

Boldface headings indicate the classifications used by the NCSP.

[d]Case definition or unit of count:
A civil case is counted with the filing of a petition or complaint.
The criminal case unit of count is the number of informations or indictments.
[f]Beginning pending figure for the 1977 court year does not equal the end pending figure for the 1976 court year:
Figures are as given in the annual report.
[j]Explanation of data included in the category:
Law includes appeals (trial de novo) that could not be separated from the total.
Misdemeanor cases are generally appeals (trial de novo) from lower courts.
Criminal data include a nominal number of juvenile cases and juvenile appeals.

Source: Executive Secretary, Judicial Department, Thirteenth Annual Report, 1977 Judicial Statistics (Little Rock, Arkansas). Statistics are from the annual report except that totals have been computed where necessary.

ARKANSAS CHANCERY AND PROBATE COURT
Court of general jurisdiction
18 chancery circuits, 27 judges
January 1, 1977 to December 31, 1977

	Beginning pending	Filed	Disposed	End pending
Civil[d]:				
Equity	7,993[f]	6,395	5,625	8,763
Domestic relations:				
Support/custody:				
Reciprocals IN	2,035[f]	1,761	1,533	2,263
Reciprocals OUT	0[f]	670	670	0
Total	2,035[f]	2,431	2,203	2,263
Adoption	N/A	1,478	N/A	N/A
Other domestic relations:				
Domestic relations	13,816[f]	22,244	22,386	13,674
Total	15,851[f,i]	26,153	24,589[i]	15,937[i,g]
Estate:				
Probate/wills/intestate:				
Decedents' estates	13,814[f]	4,223	3,773	14,264
Guardianship/conservatorship/trusteeship:				
Guardianship	N/A	1,870	N/A	N/A
Other estate:				
Miscellaneous probate	N/A	1,412	N/A	N/A
Total	13,814[f,i]	7,505	3,773[i]	14,264[i,g]
Mental health:				
Alcoholic and mental	N/A	1,459	N/A	N/A
Total civil	37,658[f,i]	41,512	33,987[i]	38,964[i,g]
Grand total	37,658[f,i]	41,512	33,987[i]	38,964[i,g]

(continued on next page)

Age of pending cases[l]

	Less than 1 year	1 to 2 years	Over 2 years
Civil:			
Equity	3,186	1,429	4,148
Support/custody:			
Reciprocals IN	1,030	665	568
Reciprocals OUT	0	0	0
Total	1,030	665	568
Other domestic relations	7,973	3,225	2,476
Total civil	12,189	5,319	7,192

Boldface headings indicate the classifications used by the NCSP.
N/A = This case type is handled by the court, but the data are unavailable.

[d]Case definition or unit of count:
A civil case is counted with the filing of a petition or complaint.
[f]Beginning pending figure for the 1977 court year does not equal the end pending figure for the 1976 court year:
Figures are as given in the annual report.
[g]Change in pending does not equal the difference between filings and dispositions:
Figures are as given in the annual report.
[i]Data are not complete:
Domestic relations pending and disposed totals do not include adoptions.
Estate pending and disposed totals do not include guardianship/conservatorship/trusteeship and other estate.
Total civil and grand total pending and disposed do not include adoptions, guardianship/conservatorship/trusteeship, other estate, and mental health.
[l]Special source or revision in data:
Corrected age of pending data were supplied by the clerk of the court during data verification and are based upon an audit of civil cases pending for Pulaski County conducted after the 1977 annual report was published.

Source: Executive Secretary, Judicial Department, Thirteenth Annual Report, 1977 Judicial Statistics (Little Rock, Arkansas), and corrections by the clerk of court during verification. Statistics are from the annual report and the clerk's corrections except that totals have been computed where necessary.

ARKANSAS COURT OF COMMON PLEAS[i]
Court of limited jurisdiction
13 courts, county judges serve
January 1, 1977 to December 31, 1977

	Beginning pending	Filed	Disposed	End pending
Civil[d]:				
Total civil	N/A	250[i]	N/A	N/A
Grand total	N/A	250[i]	N/A	N/A

Boldface headings indicate the classifications used by the NCSP.
N/A = This case type is handled by the court, but the data are unavailable.

[d]Case definition or unit of count:
A civil case is counted with the filing of a petition or complaint.
[i]Data are not complete:
No reports for inclusion in the 1977 annual report were received from Chicot and Lee Counties.

Source: Executive Secretary, Judicial Department, Thirteenth Annual Report, 1977 Judicial Statistics (Little Rock, Arkansas). Statistics are from the annual report except that totals have been computed where necessary.

ARKANSAS COUNTY COURT
Court of limited jurisdiction
75 courts; 75 judges, 51 juvenile referees
January 1, 1977 to December 31, 1977

	Beginning pending	Filed	Disposed	End pending
Civil[d]:				
Domestic relations:				
Bastardy	N/A	1,674	N/A	N/A
Total civil	N/A	1,674	N/A	N/A
Juvenile:				
Total juvenile	N/A	9,884	N/A	N/A
Grand total	N/A	11,558	N/A	N/A

Boldface headings indicate the classifications used by the NCSP.
N/A = This case type is handled by the court, but the data are unavailable.

[d]Case definition or unit of count:
A civil case is counted with the filing of a petition or complaint.

Source: Executive Secretary, Judicial Department, Thirteenth Annual Report, 1977 Judicial Statistics (Little Rock, Arkansas). Statistics are from the annual report except that totals have been computed where necessary.

ARKANSAS MUNICIPAL COURT[i]
Court of limited jurisdiction
104 courts, 104 judges
January 1, 1977 to December 31, 1977

	Beginning pending	Filed	Disposed	End pending
Civil[d]:				
Total civil	N/A	18,563[i]	N/A	N/A
Criminal[d]:				
Misdemeanor:				
Criminal	N/A	113,761[i]	N/A	N/A
Total criminal	N/A	113,761[i]	N/A	N/A
Traffic:				
DWI/DUI:				
Driving while intoxicated	N/A	21,094[i]	N/A	N/A
Other traffic violation:				
Moving traffic	N/A	233,103[i]	N/A	N/A
Other traffic	N/A	108,983[i]	N/A	N/A
Total	N/A	342,086[i]	N/A	N/A
Total traffic	N/A	363,180[i]	N/A	N/A
Grand total	N/A	495,504[i]	N/A	N/A

Boldface headings indicate the classifications used by the NCSP.
N/A = This case type is handled by the court, but the data are unavailable.

[d]Case definition or unit of count:
A civil case is counted with the filing of a petition or complaint.
The criminal case unit of count is the number of informations, indictments, or complaints.

[i]Data are not complete:
There were no reports filed for Benton, Carroll, Chicot, Cleveland, Dallas, Fulton, Logan, Lonoke, and Phillips Counties. Only 6-month totals were available and are included for Desha, Drew, Greene, Inyard, Sharp, and Yell Counties.

Source: Executive Secretary, Judicial Department, Thirteenth Annual Report, 1977 Judicial Statistics (Little Rock, Arkansas). Statistics are from the annual report except that totals have been computed where necessary.

ARKANSAS CITY COURT, POLICE COURT, AND JUSTICE OF THE PEACE COURT[i]
Court of limited jurisdiction
92 city courts, 1 police court, 5 justice of the peace courts; 92 mayors, 1 judge, 5 justices of the peace
January 1, 1977 to December 31, 1977

	Beginning pending	Filed	Disposed	End pending
Civil[d]:				
Total civil	N/A	194[i]	N/A	N/A
Criminal[d]:				
Misdemeanor:				
Criminal	N/A	10,821[i]	N/A	N/A
Total criminal	N/A	10,821[i]	N/A	N/A
Traffic:				
DWI/DUI:				
Driving while intoxicated	N/A	1,801[i]	N/A	N/A
Other traffic violation:				
Moving traffic	N/A	12,231[i]	N/A	N/A
Other traffic	N/A	5,700[i]	N/A	N/A
Total	N/A	17,931[i]	N/A	N/A
Total traffic	N/A	19,732[i]	N/A	N/A
Grand total	N/A	30,747[i]	N/A	N/A

Boldface headings indicate the classifications used by the NCSP.
N/A = This case type is handled by the court, but the data are unavailable.

[d]Case definition or unit of count:
A civil case is counted with the filing of a petition or complaint.
The criminal case unit of count is the number of informations, indictments, or complaints.

[i]Data are not complete:
There were no reports for the cities of Alma, Ashdown, Austin, Barling, Beebe, Belleville, Biscoe, Calico Rock, Carlisle, Carthage, Cave City, Cotter, Decatur, Delight, DeValls Bluff, East Camden, Eudora, Farmington, Foreman, Fouke, Gentry, Glenwood, Gould, Grady, Gravette, Holly Grove, Humnoke, Imboden, Leachville, Luxora, Mansfield, McRae, Mountainburg, Norfork, Norman, Palestine, Quitman, Rosston, Strong, Sulphur Springs, Swifton, Thornton, Turrell, White Hall, and Wilson. Only 6-month data were available for the cities of Buckner and White River.

Source: Executive Secretary, Judicial Department, Thirteenth Annual Report, 1977 Judicial Statistics (Little Rock, Arkansas). Statistics are from the annual report except that totals have been computed where necessary.

CALIFORNIA COURT SYSTEM, 1977

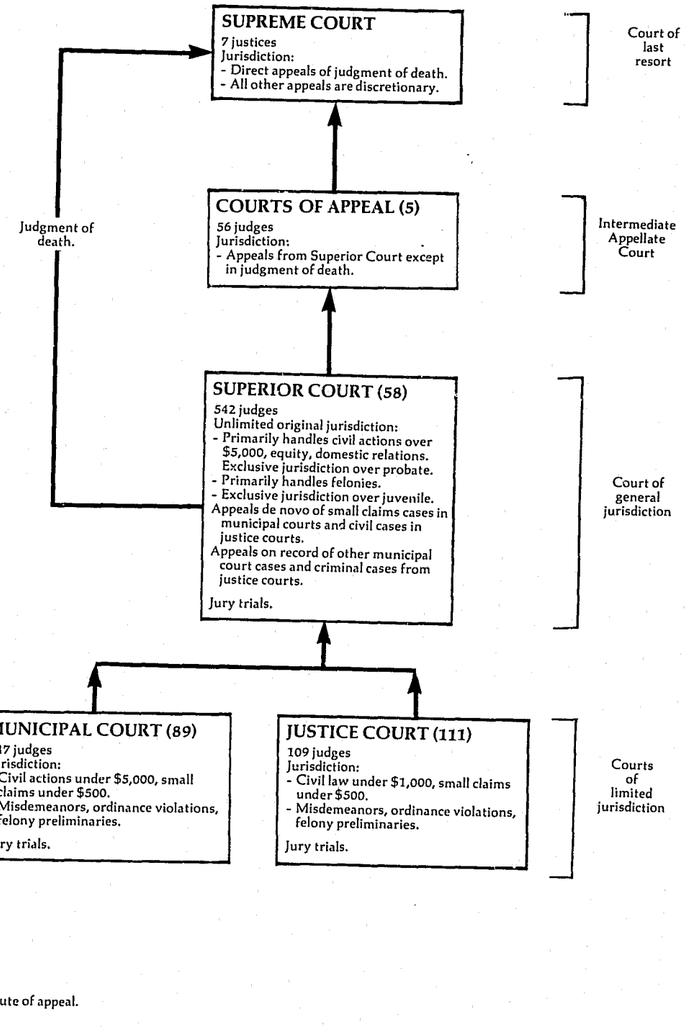

↑ Indicates route of appeal.

Preceding page blank

CALIFORNIA SUPREME COURT
Court of last resort
7 justices
July 1, 1976 to June 30, 1977

	Beginning pending	Filed	Disposed	End pending
Cases:				
Appeals:				
Civil	N/A	(133)[e]	69	N/A
Criminal:				
Direct appeals[j]	N/A	27	X	N/A
Other criminal	N/A	(61)[e]	X	N/A
Total criminal	N/A	27 (61)[e]	22	N/A
Total appeals	N/A	27 (194)[e]	91	N/A
Other cases:				
Original proceedings:				
Original jurisdiction:				
Civil	N/A	235 (24)[e]	149	N/A
Criminal	N/A	476 (13)[e]	460	N/A
Total	N/A	711 (37)[e]	609	N/A
Disciplinary matters:				
Attorney disciplinary proceedings[j]	N/A	104	104	N/A
Advisory opinion:				
Executive clemency applications	N/A	81	54	N/A
Total	N/A	896 (37)[e]	767	N/A
Requests to appeal:[j]				
Civil:				
Civil appeals	N/A	1,230	1,097 (133)[e]	N/A
Civil original proceedings	N/A	341	317 (24)[e]	N/A
Total	N/A	1,571	1,414 (157)[e]	N/A
Criminal:				
Criminal appeals	N/A	1,033	972 (61)[e]	N/A
Criminal original proceedings (habeas corpus)	N/A	323	310 (13)[e]	N/A
Total	N/A	1,356	1,282 (74)[e]	N/A
Total	N/A	2,927	2,696 (231)[e]	N/A
Total other cases	N/A	3,823 (37)[e]	3,463 (231)[e]	N/A
Total cases	N/A	3,850 (231)[e]	3,554 (231)[e]	N/A
Other proceedings:				
Rehearing requests:				
Civil	N/A	N/A	45	N/A
Criminal	N/A	N/A	24	N/A
Total	N/A	N/A	69	N/A
Other matters:				
Transfer and retransfer	N/A	N/A	258	N/A
Orders/writs to show cause	N/A	N/A	59	N/A
Motions decided	N/A	N/A	113	N/A
Miscellaneous	N/A	N/A	1,885	N/A
Total	N/A	N/A	2,315	N/A
Total other proceedings	N/A	N/A	2,384	N/A

Manner of disposition

	Appeals		Original	Other	
	Civil	Criminal	proceedings	proceedings	Total
Written opinion	66	19	59	1	145

Disposition of appeals (criminal)[m]

Affirmed	4
Affirmed with modifications	9
Reversed, no retrial	2
Reversed for expected retrial	5

Boldface headings indicate the classifications used by the NCSP.
N/A = This case type is handled by the court, but the data are unavailable.
X = The data for this case type are known to be included in the total but were not available by category.

[e]Cases not included in the total to avoid double counting:
Petitions for hearings granted are not counted as a disposed petition until the resulting appeal or original proceeding is disposed; a filing is not counted for the appeal or original proceeding. These granted petitions are the numbers appearing in parentheses.

[j]Explanation of data included in the category:
Direct criminal appeals are capital (death penalty) cases only.
When an attorney files a petition for a writ of review in the Supreme Court, the disciplinary matter is docketed as a civil original proceeding, and the case is reflected both in the filings and, when decided, in the dispositions. Petitions for a writ of review were filed in 10 of the 104 disciplinary matters and petitions to set aside or stay suspension were filed in 8 of the cases.
Requests to appeal are petitions for hearing cases previously decided by the Courts of Appeal.

[m]Categories for disposition type or trial data:
Disposition of appeals data include only criminal appeals terminated by written opinion.

Source: Judicial Council of California, 1978 Annual Report of the Administrative Office of the California Courts (San Francisco, California: 1978), and unpublished data supplied by the administrative office of the courts. Statistics are from the annual report and unpublished data except that totals have been computed where necessary, and additions were made by the courts administrative office during data verification.

CALIFORNIA COURTS OF APPEAL
Intermediate appellate court
5 districts, 56[c] judges
July 1, 1976 to June 30, 1977

	Beginning pending	Filed	Disposed	End pending
Cases:				
Appeals:				
Civil	2,555	3,283	4,304[i]	2,597[g]
Criminal	1,989	4,040	3,690[i]	2,566[g]
Total appeals	4,544	7,323	7,994	5,163[g]
Other cases:				
Original proceedings:				
Original jurisdiction:				
Civil	N/A	3,211	3,197[i]	N/A
Criminal	N/A	926	943[i]	N/A
Total	N/A	4,137	4,140	N/A
Total other cases	N/A	4,137	4,140	N/A
Total cases	4,544[i]	11,460	12,134	5,163[i]
Other proceedings:				
Rehearing requests	N/A	N/A	1,377	N/A
Other matters:				
Motions to dismiss on clerk's certificate	N/A	479	N/A	N/A
Motions	N/A	N/A	929	N/A
Orders (miscellaneous)	N/A	N/A	7,783	N/A
Total	N/A	479[i]	8,712[i]	N/A
Total other proceedings	N/A	479[i]	10,089[i]	N/A

Manner of disposition

	Appeals		Original	
	Civil	Criminal	proceedings	Total
Written opinion	2,656	2,970	377	6,003

Disposition of appeals (criminal)[m]

Affirmed	2,375
Affirmed with modifications	314
Reversed, no retrial	13
Reversed for expected retrial	210

Status of pending cases, 6/30/77

	Civil	Criminal
Appeals not ready for calendar	1,578[h]	1,717[h]
Appeals argued, calendared, or ready for calendar	1,019	849

Boldface headings indicate the classifications used by the NCSP.
N/A = This case type is handled by the court, but the data are unavailable.

[c]Judge information:
There were 55.9 full-time equivalent judges in the Courts of Appeal during fiscal year 1976-1977.
[g]Change in pending does not equal the difference between filings and dispositions:
Figures are as reported in the annual report.
[h]Figure was computed:
The number of pending appeals not ready for calendar was computed by subtracting the number argued, calendared, or ready for calendar from the total number pending.
[i]Data are not complete:
Total cases pending do not include original proceedings.
Total other matters and other proceedings filed include only motions to dismiss on clerk's certificate. Filings are not reported for other categories.
Total other matters and other proceedings disposed do not include disposition of motions to dismiss on clerk's certification.
[l]Special source or revision in the data:
Breakdowns into civil and criminal categories for appeals and original proceedings disposed were supplied by the administrative office of the courts during data verification.
[m]Categories for disposition type or trial data:
Disposition of appeals data include only criminal appeals terminated by written opinion.
There were 4,113 authored majority opinions and 1,792 "by the court" majority opinions that disposed the 6,003 cases.

Source: Judicial Council of California, 1978 Annual Report of the Administrative Office of the California Courts (San Francisco, California: 1978). Statistics are from the annual report except that totals have been computed where necessary, and additional data were supplied by the administrative office of the courts during the process of data verification.

CALIFORNIA SUPERIOR COURT
Court of general jurisdiction
58 courts, 542 judges
July 1, 1976 to June 30, 1977

	Beginning pending	Filed	Disposed	End pending
Civil[d]:				
Tort:				
Auto tort	N/A	57,193	41,475[l]	N/A
Other tort	N/A	28,411	20,459[l]	N/A
Total	N/A	85,604	61,934[l]	N/A
Real property rights:				
Eminent domain (parcels)	N/A	2,249	2,228[l]	N/A
Domestic relations:				
Marriage dissolution:				
Family law[j]	N/A	172,211	150,317[l]	N/A
Estate:				
Probate and guardianship	N/A	64,910	62,125[l]	N/A
Mental health	N/A	5,451	4,925	N/A
Appeal:				
Appeal of trial court case:				
Appeals from lower courts	N/A	10,232[l]	9,053	N/A
Extraordinary writ:				
Habeas corpus	N/A	9,859	9,147	N/A
Other civil:				
Other complaints	N/A	82,232	50,882[l]	N/A
Other petitions	N/A	116,185	86,105[l]	N/A
Total	N/A	198,417	136,987[l]	N/A
Total civil	N/A	548,933	436,716[l]	N/A
Criminal[d]:				
Felony:				
Criminal	N/A	54,653[l]	49,111	N/A
Appeal	N/A	2,508	2,267	N/A
Total criminal	N/A	57,161	51,378	N/A
Juvenile:				
Criminal-type offense:				
Delinquency	N/A	93,171	86,845	N/A
Non-offense:				
Dependency	N/A	14,615	13,106	N/A
Total juvenile	N/A	107,786	99,951	N/A
Grand total	N/A	713,880	588,045[l]	N/A

Trial[d]

	Jury	Non-jury	Total
Civil[m]:			
Auto tort	1,177	1,336	2,513
Other tort	1,026	1,033	2,059
Real property rights	112	388	500
Domestic relations	19	142,017	142,036
Estate	85	58,761	58,846
Mental health	42	4,642	4,684
Appeal[m]	0	8,027	8,027
Other civil	674	42,916	43,590
Total	3,135	259,120	262,255
Criminal:			
Felony	5,179	2,916	8,095
Appeal[m]	0	0	0
Total	5,179	2,916	8,095
Grand total	8,314	262,036	270,350

Criminal dispositions[lm]

	Felony
Jury trial:	
Acquitted or dismissed	861
Convicted	4,318
Non-jury trial:	
Acquitted or dismissed	679
Convicted	2,237
Guilty plea	35,089
Transferred	486
Dismissed	5,441

Civil dispositions[lm]

	Auto tort	Other tort	Real property rights	Domestic relations	Estate	Other civil	Total
Dismissed for lack of prosecution	991	730	10	2,787	47	2,434	6,999
Other dismissals and transfers	37,253	17,350	1,011	5,416	2,557	52,470	116,057
Summary judgments	141	138	12	1	63	1,067	1,422
All other judgments before trial	577	182	693	77	612	37,426	39,569

(continued on next page)

CONTINUED

2 OF 5

Boldface headings indicate the classifications used by the NCSP.
N/A = This case type is handled by the court, but the data are unavailable.

[d]Case definition or unit of count:
A civil case is counted with the filing of a petition or complaint.
The criminal case unit of count is the number of defendants on the information or indictment.
A jury trial is counted when the jury is sworn.
A non-jury trial is counted at the point when an opening statement or the introduction of any evidence occurs.
[j]Explanation of data included in the category:
Family law includes annulment, divorce, and separate maintenance cases.
[l]Special source or revision in the data:
Filing and disposition figures were revised by the administrative office of the courts during verification.
Civil and criminal type of disposition information was supplied by the court administrative office during data verification.
[m]Categories for disposition type or trial data:
Civil trials include mental health hearings; they do not include habeas corpus hearings.
Civil disposition types do not include data for habeas corpus or appeal hearings.
There were 3,310 juries sworn for the 3,135 civil cases disposed by jury trial, and 5,556 juries sworn for the 5,179 criminal defendants disposed by jury trial.
Civil appeals and criminal appeals trial data are for appeals disposed by trial de novo; appeals disposed after hearing are not included.

Source: Judicial Council of California, 1978 Annual Report of the Administrative Office of the California Courts (San Francisco, California: 1978), and unpublished data provided by the administrative office of the courts. Statistics are from the annual report and unpublished data except that totals have been computed where necessary, and revisions were made during the data verification process by the administrative office of the courts.

CALIFORNIA MUNICIPAL COURT
Court of limited jurisdiction
89 courts, 447 judges
July 1, 1976 to June 30, 1977

	Beginning pending	Filed	Disposed	End pending
Civil[d]:				
Small claims	N/A	390,390	291,226	N/A
Other civil	N/A	331,170	252,674	N/A
Total civil	N/A	721,560	543,900	N/A
Criminal[d]:				
Misdemeanor:				
Group A misdemeanor	N/A	331,388	309,316	N/A
Group B misdemeanor	N/A	209,060	200,681	N/A
Total	N/A	540,448	509,997	N/A
Ordinance violation:				
Non-traffic infractions	N/A	43,260	34,468	N/A
Preliminary hearing:				
Felonies	N/A	94,522	80,856[kl]	N/A
Total criminal	N/A	678,230	625,321	N/A
Traffic:				
Parking:				
Illegal parking	N/A	8,763,280	7,584,022	N/A
Other traffic violation:				
Group C misdemeanor[j]	N/A	251,026	203,652	N/A
Group D misdemeanor	N/A	199,438	332,230	N/A
Traffic infractions	N/A	4,356,682	3,879,166	N/A
Total	N/A	4,807,146	4,415,048	N/A
Total traffic	N/A	13,570,426	11,999,070	N/A
Grand total	N/A	14,970,216	13,168,291	N/A

(continued on next page)

Trial[d]

	Jury	Non-jury	Total
Civil:			
Small claims	0	220,664	220,664
Other civil	666	71,310	71,976
Total	666	291,974	292,640
Criminal:			
Misdemeanor	5,195	9,112	14,307
Ordinance violation	5	349	354
Preliminary hearing	136	44,128	44,264
Total	5,336	53,589	58,925
Traffic:			
Parking	2	62,886	62,888
Other traffic violation	3,699	150,088	153,787
Total	3,701	212,974	216,675
Grand total	9,703	558,537	568,240

Civil dispositions[l]

	Small claims	Other civil	Total
Dismissed for lack of prosecution	10,135	5,600	15,735
Other dismissals or transfers	60,427	55,843	116,270
Summary judgments	0	3,587	3,587
All other judgments	0	115,668	115,668

Traffic dispositions[l]

	Parking	Other traffic violation	Total
Jury trial:			
Acquitted or dismissed	0	953	953
Convicted	2	2,746	2,748
Non-jury trial:			
Acquitted or dismissed	6,951	43,044	49,995
Convicted	55,898	73,773	129,671
Juvenile order	37	33,271	33,308
Guilty plea	114,293	988,288	1,102,581
Bail forfeiture	6,584,488	2,625,053	9,209,541
Dismissals	822,200	639,934	1,462,134
Transferred	153	7,986	8,139

Criminal dispositions[l]

	Misdemeanor	Ordinance violation	Preliminary hearing	Total
Jury trial:				
Acquitted or dismissed	2,182	1	51	2,234
Convicted	3,013	4	85	3,102
Non-jury trial:				
Acquitted or dismissed	4,033	107	3,016	7,156
Convicted or bound over	4,983	225	746	5,954
Juvenile order	96	17	0	113
Bound over	--	--	40,366	40,366
Pleas of guilty	329,699	9,389	19,368	358,456
Bail forfeitures	50,774	13,595	0	64,369
Dismissals	113,857	11,096	16,399	141,352
Transferred	1,360	34	825	2,219

Boldface headings indicate the classifications used by the NCSP.
N/A = This case type is handled by the court, but the data are unavailable.
-- = Not applicable.

[d]Case definition or unit of count:
A civil case is counted with the filing of a petition or complaint.
The criminal case unit of count is the number of defendants on the information, indictment, or complaint.
A trial is counted when commenced. A jury trial is commenced once jury selection begins; a non-jury trial at the point when an opening statement or the introduction of any evidence occurs.
[j]Explanation of data included in the category:
Group C misdemeanors include hit and run, drunk driving, reckless driving--injury, and driving under the influence of drugs cases.
[k]Additional information:
Of the 80,856 felony preliminary hearing dispositions, 14,817 felony charges were reduced to misdemeanors.
[l]Special source or revision in data:
Disposition figure is as revised by the administrative office of the courts during data verification.
Trial and disposition data were supplied by the administrative office of the court during data verification.

Source: Judicial Council of California, 1978 Annual Report of the Administrative Office of the California Courts (San Francisco, California: 1978), and unpublished data provided by the administrative office of the courts. Statistics are from the annual report and unpublished data except that totals have been computed where necessary, and revisions were made by the administrative office of the courts during data verification.

CALIFORNIA JUSTICE COURT
Court of limited jurisdiction
111 courts, 111 judges
July 1, 1976 to June 30, 1977

	Beginning pending	Filed	Disposed	End pending
Civil[d]:				
Small claims	N/A	36,834	28,751	N/A
Other civil	N/A	12,994	9,047	N/A
Total civil	N/A	49,828	37,798	N/A
Criminal[d]:				
Misdemeanor:				
Group A misdemeanor	N/A	29,884	26,383	N/A
Group B misdemeanor	N/A	27,659	25,280	N/A
Total	N/A	57,543	51,663	N/A
Ordinance violation:				
Non-traffic infractions	N/A	6,103	5,376	N/A
Preliminary hearing:				
Felonies	N/A	8,327	7,882[k]	N/A
Total criminal	N/A	71,973	64,921	N/A

(continued on next page)

Traffic:				
Parking:				
Illegal parking	N/A	194,907	171,741	N/A
Other traffic violation:				
Group C misdemeanor[j]	N/A	25,085	21,852	N/A
Group D misdemeanor	N/A	36,012	38,378	N/A
Traffic infractions	N/A	447,773	400,783	N/A
Total	N/A	508,870	461,013	N/A
Total traffic	N/A	703,777	632,754	N/A
Grand total	N/A	825,578	735,473	N/A

Trial[d][l]

	Jury	Non-jury	Total
Civil:			
Small claims	0	20,568	20,568
Other civil	49	1,585	1,634
Total	49	22,153	22,202
Criminal:			
Misdemeanor	806	3,037	3,843
Ordinance violation	0	163	163
Preliminary hearing	74	3,938	4,012
Total	880	7,138	8,018
Traffic:			
Parking	0	372	372
Other traffic violation	876	21,593	22,469
Total	876	21,965	22,841
Grand total	1,805	51,256	53,061

Civil dispositions[l]

	Small claims	Other civil	Total
Dismissed for lack of prosecution	3,342	543	3,885
Other dismissals or transfers	4,767	973	5,740
Summary judgments	20	1,288	1,308
All other judgments	54	4,609	4,663

Traffic dispositions[l]

	Parking	Other traffic violation	Total
Jury trial:			
Convicted	0	687	687
Acquitted or dismissed	0	189	189
Non-jury trial:			
Convicted	249	8,139	8,388
Acquitted or dismissed	96	3,136	3,232
Juvenile order	27	10,318	10,345
Guilty plea	3,183	76,293	79,476
Transferred	48	3,968	4,016
Bail forfeiture	148,956	317,074	466,030
Dismissals	19,182	41,209	60,391

Criminal dispositions[l]

	Misdemeanor	Ordinance violation	Preliminary hearing	Total
Jury trial:				
Convicted	558	0	54	612
Acquitted or dismissed	248	0	20	268
Non-jury trial:				
Convicted or bound over	1,875	103	210	2,188
Acquitted or dismissed	1,070	58	657	1,785
Juvenile order	92	2	0	94
Bound over	--	--	3,071	3,071
Guilty plea	25,172	1,118	2,361	28,651
Transferred	849	64	168	1,081
Bail forfeiture	13,390	3,196	0	16,586
Dismissals	8,409	835	1,341	10,585

Boldface headings indicate the classifications used by the NCSP.
N/A = This case type is handled by the court, but the data are unavailable.
-- = Not applicable.

[d]Case definition or unit of count:
A civil case is counted with the filing of a petition or complaint.
The criminal case unit of count is the number of defendants on the information, indictment, or complaint.
A jury trial is counted when jury selection begins.
A non-jury trial is counted at the point when an opening statement or the introduction of any evidence occurs.

[j]Explanation of data included in the category:
Group C misdemeanors include hit and run, drunk driving, reckless driving--injury, and driving under the influence of drugs cases.

[k]Additional information:
Of the 7,882 felony preliminary hearing cases disposed, 1,913 felony charges were reduced to misdemeanors.

[l]Special source or revision in data:
Breakdowns for trial and disposition figures were supplied by the administrative office of the courts during data verification.

Source: Judicial Council of California, 1978 Annual Report of the Administrative Office of the California Courts (San Francisco, California: 1978), and unpublished data provided. Statistics are from the annual report except that totals have been computed where necessary.

COLORADO COURT SYSTEM, 1977

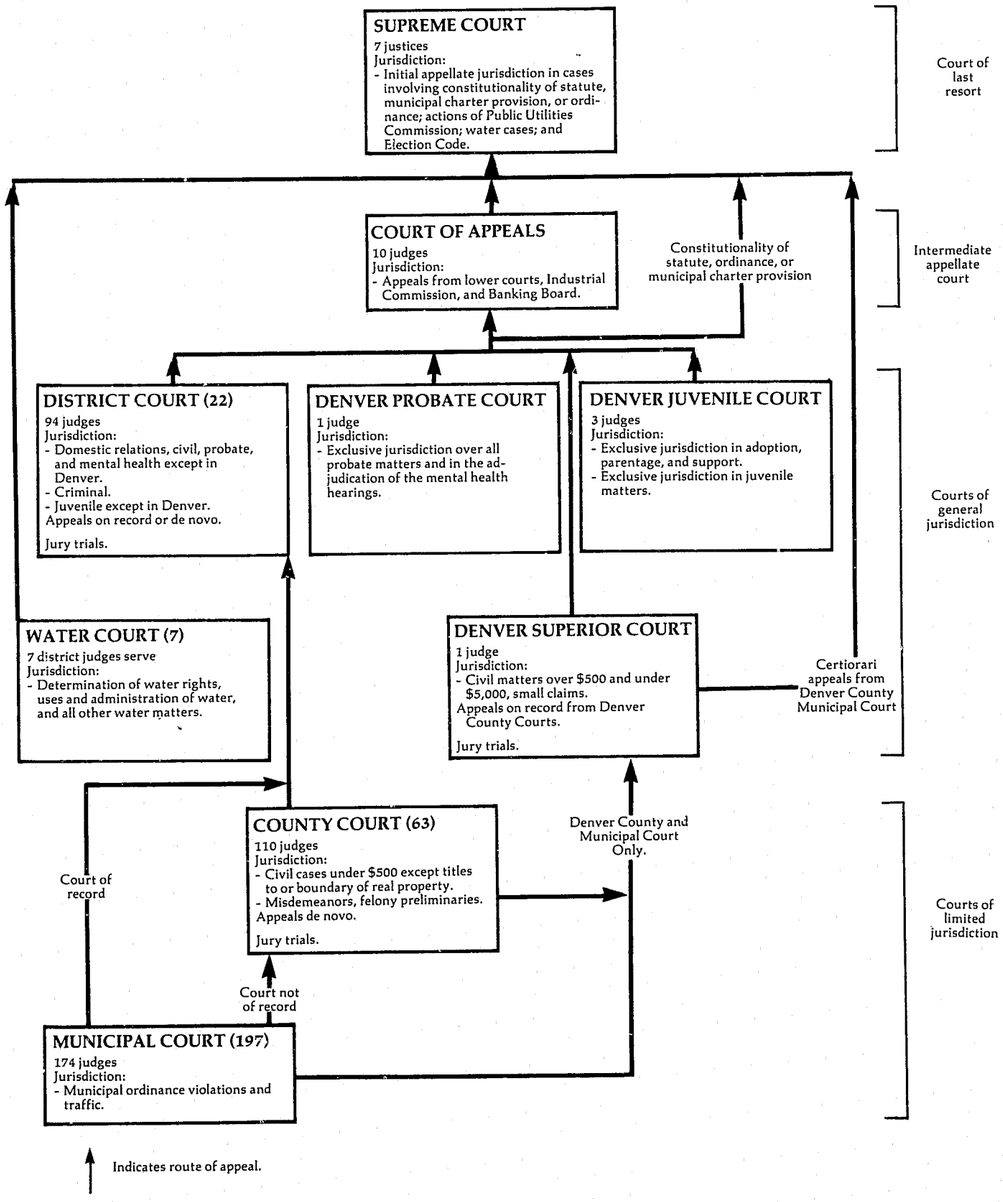

Preceding page blank

COLORADO SUPREME COURT
Court of last resort
7 justices
July 1, 1976 to June 30, 1977

	Beginning pending	Filed	Disposed	End pending
Cases:				
Appeals:				
Civil[j]	X	80	X	X
Criminal				
Criminal	X	84	X	X
Interlocutories	X	21	X	X
Total	X	105	X	X
Postconviction remedy:				
Habeas corpus	X	19	X	X
Other appeals:				
Statutory review	X	1	X	X
Reopened cases	X	2	X	X
Total	X	3	X	X
Total appeals	X	207	X	X
Other cases:				
Original proceedings:				
Original jurisdiction:				
Original proceedings	X	238	X	X
Interrogatories	X	1	X	X
Rule 21.1	0	2	X	0
Bail reduction	X	0	X	X
Total	X	241	X	X
Disciplinary matters:				
Disciplinary proceedings	X	1	X	X
Total	X	242	X	X
Requests to appeal:				
Petition in certiorari	X	284	X	X
Total other cases	X	526	X	X
Total cases	343	735[k]	704	374

Manner of disposition

Written opinion	285
Without opinion	411
Transferred to Court of Appeals	8

Status of pending cases

Cases not yet at issue	79
Cases at issue:	
Cases at issue awaiting oral argument	32
Cases orally argued awaiting opinion	47
Reopened cases	4
Cases submitted without oral argument	43
Decision announced awaiting action on rehearing	20
Decisions announced awaiting formal closing	33
Held in abeyance	2
Total at issue	181
Certiorari cases at various pending stages	114

Boldface headings indicate the classifications used by the NCSP.
X = The data for this case type are known to be included in the total but were not available by category.

[j]Explanation of data included in the category:
Civil appeals includes water cases, P.U.C. decision, and constitutional questions.
[k]Additional information:
Total cases filed also includes two requests for stay pending appeal filed during the time period.

Source: Office of the State Court Administrator, Annual Statistical Report of the Colorado Judiciary 1976-77 (Denver, Colorado: 1977).
Statistics are from the annual report except that totals have been computed where necessary.

COLORADO COURT OF APPEALS
Intermediate appellate court
10 judges
July 1, 1976 to June 30, 1977

	Beginning pending	Filed[j]	Disposed	End pending
Cases:				
Appeals:				
Civil	X	640[j]	X	X
Criminal	X	323[j]	X	X
Appeal of administrative agency case:				
Industrial commission	X	165	X	X
Total appeals	674	1,128	918	884
Other cases:				
Requests to appeal				
Total other cases				
Total cases	674	1,128	918	884

Manner of disposition

Written opinion	445
Memo opinion	148
Without opinion	250
Transferred to Supreme Court	75

Status of pending cases 6/30/77

	Appeals			
	Civil	Criminal	Agency	Total
Cases not yet at issue	X	X	X	627
Cases at issue:				
At issue awaiting oral argument	71	32	17	120
Orally argued awaiting opinion	70	36	7	113
Submitted without oral argument	X	X	X	24
Total at issue	X	X	X	257

Boldface headings indicate the classifications used by the NCSP.
Blank space = Not enough information is known. The case category may or may not be handled by the court.
X = The data for this case type are known to be included in the total but were not available by category.

[j]Explanation of data included in the category:
Appeals filed include three reopened **civil appeals** and one reopened **criminal appeal.**
Civil appeals includes appeals from the district court and the Banking Board.

Source: Office of the State Court Administrator, Annual Statistical Report of the Colorado Judiciary 1976-77 (Denver, Colorado: 1977).
Statistics are from the annual report except that totals have been computed where necessary.

COLORADO DISTRICT COURT,
DENVER SUPERIOR COURT, DENVER JUVENILE COURT,
AND DENVER PROBATE COURT
Court of general jurisdiction
22 districts, 99[c] judges
July 1, 1976 to June 30, 1977

	Beginning pending	Filed	Disposed	End pending
Civil[d]:				
Law:				
Money demands	X	13,176	X	X
Tort:				
Auto tort:				
Personal injury--motor vehicle[j]	X	1,398	X	X
Other tort:				
Personal injury--other	X	1,056	X	X
Property damage	X	760	X	X
Wrongful death	X	115	X	X
Total	X	1,931	X	X
Total	X	3,329	X	X
Real property rights:				
Real and personal property	X	5,048	X	X
Domestic relations:				
Marriage dissolution:				
Dissolution of marriage	X	22,640	X	X
Legal separation	X	400	X	X
Invalidity of marriage	X	165	X	X
Total	X	23,205	X	X
Support/custody:				
Paternity and support	X	4,858	X	X
Child custody	X	205	X	X
Reciprocal nonsupport interstate	X	5,879	X	X
Reciprocal support intrastate	X	790	X	X
Total	X	11,732	X	X
Adoption	X	1,901	X	X
Other domestic relations:				
Miscellaneous	X	327	X	X
Postjudgment actions filed	X	8,914	X	X
Total	X	9,241	X	X
Total	X	46,079	X	X

(continued on next page)

Colorado District Court, Denver Superior Court, Denver Juvenile Court, and Denver Probate Court (continued)

Estate:				
Probate/wills/intestate:				
Intestates	X	1,236	X	X
Testates	X	3,033	X	X
Small estates	X	268	X	X
Total	X	4,537	X	X
Guardianship/conservatorship/trusteeship:				
Guardianships	X	360	X	X
Conservatorships	X	584	X	X
Total	X	944	X	X
Other estate:				
Miscellaneous	X	381	X	X
Postjudgment actions filed	X	551[i]	X	X
Total	X	932	X	X
Total	X	6,413[i]	X	X
Mental health:				
Short-term treatment	X	691	X	X
Developmentally disabled admissions	X	43	X	X
Petition for evaluation	X	842	X	X
Long-term treatment	X	43	X	X
Involuntary commitment of alcoholic	X	264	X	X
Postjudgment actions filed	X	539	X	X
Other	X	48	X	X
Total	807	2,470	2,108	1,169
Appeal:				
Appeal of administrative agency case:				
Administrative review and local governments	X	577	X	X
Appeal of trial court case:				
Municipal Court and County Court appeals	X	89	X	X
Total	X	666	X	X
Extraordinary writ:				
Miscellaneous[j]	X	3,552	X	X
Other civil:				
Postjudgment actions filed	X	9,465	X	X
Total civil	X	90,198[i]	X	X
Criminal[d]:				
Felony:				
Criminal[j]	X	10,882	X	X
Appeal:				
Municipal Court and County Court appeals	X	385	X	X
Other criminal:				
Non-offense[j]	X	394	X	X
Postjudgment actions filed	X	4,029	X	X
Total	X	4,423	X	X
Total criminal	10,031	15,690	13,880	12,415
Juvenile:				
Criminal-type offense:				
Delinquency	X	6,204	X	X
Status offense:				
Child in need of support	X	919	X	X
Non-offense:				
Dependency and neglect petitions	X	1,950	X	X
Other juvenile:				
Relinquishments	X	355	X	X
Miscellaneous	X	590	X	X
Postjudgment actions filed	X	6,060	6,342	X
Total	X	7,005	X	X
Total juvenile	X	16,078	X	X
Grand total	83,748[i]	121,966[i]	116,668[i]	89,046[i]

Boldface headings indicate the classifications used by the NCSP.
X = The data for this case type are known to be included in the total but were not available by category.

[c]Judge information:
Five of these 99 judges serve in the Denver Superior, Juvenile, and Probate Courts.
[d]Case definition or unit of count:
A civil case is counted with the filing of a petition or complaint.
The criminal case unit of count is the number of defendants on the information or indictment.
[i]Data are not complete:
Denver Probate Court **estate** postjudgment data represent only nine months of data due to data processing failure.
[j]Explanation of data included in the category:
Personal injury--motor vehicle includes related property damage.
Miscellaneous under **extraordinary writ** includes habeas corpus and other remedial writs, injunctions, etc.
Criminal includes **felonies** as well as cases filed as **felonies** but reduced to **misdemeanors.**
Criminal non-offense cases include extraditions, revocations, parole, and release from commitment hearings.

Source: Office of the State Court Administrator, Annual Statistical Report of the Colorado Judiciary 1976-77 (Denver, Colorado: 1977).
Statistics are from the annual report except that totals have been computed where necessary.

COLORADO WATER COURT[a]
Court of general jurisdiction
7 districts, 7 district judges serve
July 1, 1976 to June 30, 1977

	Beginning pending	Filed[d]	Disposed	End pending
Civil[d]:				
Real property rights:				
Water adjudications	X	1,679	X	X
Diligence findings	X	328	X	X
Review petitions	X	2	X	X
Other[j]	X	31	X	X
Total	3,764	2,040	2,714	3,090
Total civil	3,764	2,040	2,714	3,090
Grand total	3,764	2,040	2,714	3,090

Boldface headings indicate the classifications used by the NCSP.
X = The data for this case type are known to be included in the total but were not available by category.

[a]Court jurisdiction:
Data for this court are included with the general jurisdiction courts since District Court judges serve.
[d]Case definition or unit of count:
A civil case is counted with the filing of a petition or complaint.
[j]Explanation of data included in the category:
Filed includes original actions filed and postjudgment actions filed.
"Other" includes cases involving springs, waste waters, etc.

Source: Office of the State Court Administrator, Annual Statistical Report of the Colorado Judiciary 1976-77 (Denver, Colorado: 1977).
Statistics are from the annual report except that totals have been computed where necessary.

COLORADO COUNTY COURT
Court of limited jurisdiction
63 counties, 110 judges
July 1, 1976 to June 30, 1977

	Beginning pending	Filed	Disposed	End pending
Civil[d]:				
Small claims[a]	0	6,567	5,057	1,510
Other civil:				
Civil	10,180	51,354	50,063	11,471
Total civil	10,180	57,921	55,120	12,981
Criminal[d]:				
Misdemeanor	11,743	26,247	25,506	12,484
Preliminary hearing[i]	0	16,121[i]	16,121[i]	0
Total criminal	11,743	42,368[i]	41,627[i]	12,484
Traffic:				
Total traffic	37,422	148,571	142,231	43,762
Grand total	59,345	248,860[i]	238,978[i]	69,227

Jury trial[d]

Civil	65
Criminal:	
Misdemeanor	221
Traffic	770
Total	1,056

Criminal dispositions

	Preliminary hearing
Dismissed	2,469
Resolution to misdemeanor	810
Bindover to District Court	4,743

Boldface headings indicate the classifications used by the NCSP.

[a]Court jurisdiction:
The small claims division of the County Court became effective in October 1976.
[d]Case definition or unit of count:
A civil case is counted with the filing of a petition or complaint.
The criminal case unit of count is the number of defendants on the information, indictment, or complaint.
A jury trial is counted when the jury is sworn.
[i]Data are not complete:
Felony advisements (no complaints lodged) data were not available for Denver County. Data for other preliminary hearing cases from Denver County were available and are included in the chart.

Source: Office of the State Court Administrator, Annual Statistical Report of the Colorado Judiciary 1976-77 (Denver, Colorado: 1977).
Statistics are from the annual report except that totals have been computed where necessary.

COLORADO MUNICIPAL COURT
Court of limited jurisdiction
197 courts, 174 judges
July 1, 1976 to June 30, 1977

There were no data available for cases handled in the Municipal Court for fiscal year 1976-77.

CONNECTICUT COURT SYSTEM, 1977

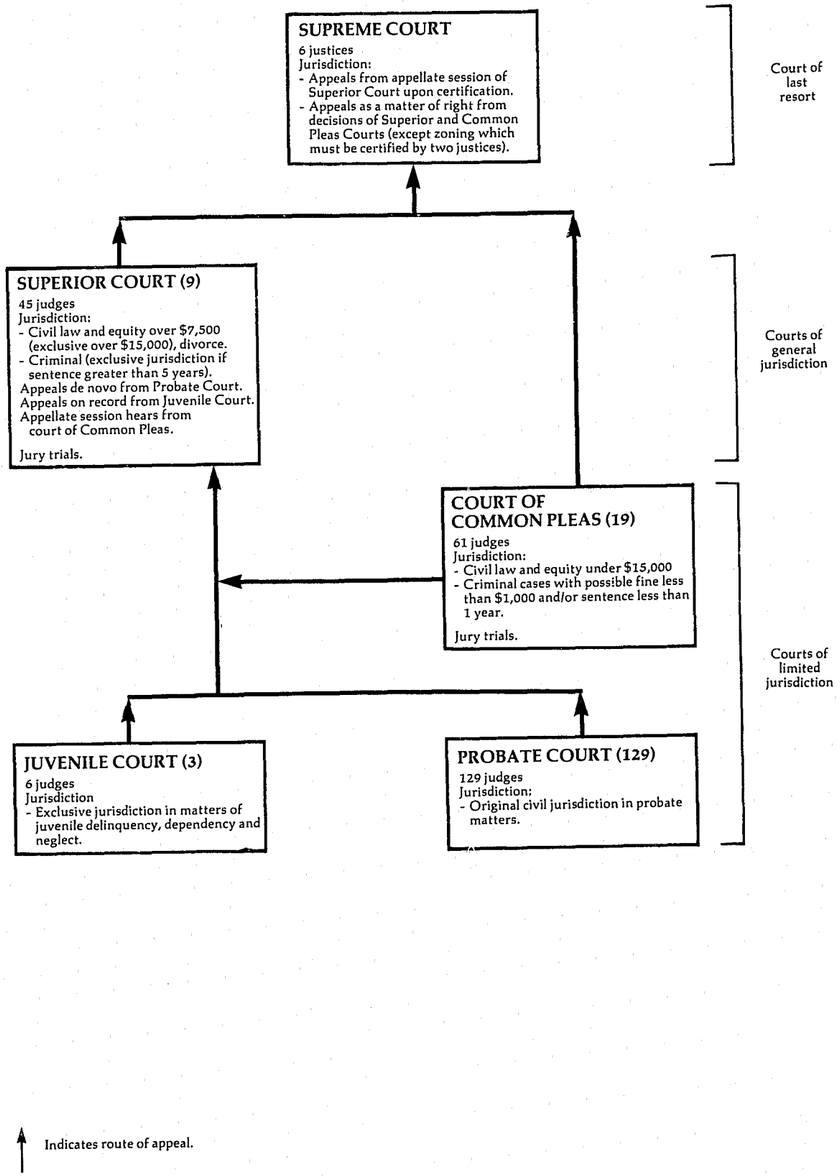

CONNECTICUT SUPREME COURT
Court of last resort
6 justices
July 1, 1976 to June 30, 1977

	Beginning pending	Filed	Disposed	End pending
Cases:				
Appeals:				
Civil	299	342	243	398
Criminal	81	67	59	89
Total appeals	380	409	302	487
Other cases:				
Original proceedings				
Requests to appeal:				
Petitions for certification	N/A	N/A	57	N/A
Total other cases	N/A	N/A	57	N/A
Total cases	380[i]	409[i]	359	487[i]
Other proceedings:				
Other matters:				
Motions	N/A	N/A	309	N/A
Reservations	N/A	N/A	1	N/A
Total	N/A	N/A	310	N/A
Total other proceedings	N/A	N/A	310	N/A

Manner of disposition

	Appeals		
	Civil	Criminal	Total
By opinion	129	47	176

Disposition of appeals[ii]

Affirmed (no error)	102
Reversed (error, no further proceedings)	20
Reversed and remanded (error, further proceedings)	40
Reservations	1

Boldface headings indicate the classifications used by the NCSP.
Blank space = Not enough information is known. The case category may or may not be handled by the court.
N/A = This case type is handled by the court, but the data are unavailable.

[i]Data are not complete:
Total cases pending and filed do not include data for petitions for certification.
[ii]Information or disposition type or trial data:
Disposition information is given for appeals decided by opinion between October 1976 and October 1977. All other data on this chart were drawn from the normal fiscal year July to June time period.

Source: Chief Court Administrator, Judicial Department, Biennial Report of the Connecticut Judicial Department 1976-78 (Hartford, Connecticut: 1979). Statistics are from the biennial report except that totals have been computed where necessary.

CONNECTICUT SUPERIOR COURT
Court of general jurisdiction
9 courts, 45 judges
July 1, 1976 to June 30, 1977

	Beginning pending	Filed	Disposed	End pending
Civil[bd]:				
Domestic relations:				
Family docket	12,573[f]	15,704	15,809	12,468
Appeal:				
Appeal of trial court case:				
Appellate session	101[f]	141	129[k]	113
Other civil:				
Non-family docket	19,578	11,046	9,102	21,522
Total civil	32,252[fk]	26,891	25,040	34,103[k]
Criminal[d]:				
Felony/misdemeanor:				
Criminal categories[j]	3,848	4,464[l]	4,486	3,826[l]
Appeal:				
Appellate session	45[f]	58	53	50
Total criminal	3,893[f]	4,522	4,539	3,876
Grand total	36,145[f]	31,413	29,579	37,979

Trial[d]

	Jury	Non-jury	Total
Civil	292	630	922
Criminal (felony/misdemeanor)	119	33	152
Total	411	663	1,074

Criminal dispositions

	Felony/misdemeanor
Jury trial:	
Conviction	83
Acquittal	36
Non-jury trial:	
Conviction	9
Acquittal	24
Guilty, nolo plea	3,380
Dismissed, quashed	142
Nolled, withdrawn, transferred	812

Time interval (average months)

Civil:	
Return day to disposition	16.4
Date claimed for trial list to jury trial	35.7
Date claimed for trial list to non-jury trial	14.9

Boldface headings indicate the classifications used by the NCSP.

[b]Particular court or reporting system information:
The 1976 reporting year for civil cases ended on August 31, 1976. Consequently, there is a two-month overlap for the civil category between the data reported on the 1976 annual report and the 1977 annual report.
[d]Case definition or unit of count:
A civil case is counted with the filing of a petition or complaint.
The criminal case unit of count is the number of defendants on the information or indictment.
A jury trial is counted when the jury is sworn.
A non-jury trial is counted when the first witness is sworn.
[f]Beginning pending figure for the 1977 court year does not equal the end pending figure for the 1976 court year:
This difference is because of the change in the reporting period as indicated above.
[j]Explanation of data included in the category:
Criminal categories are felony and misdemeanor cases.
[k]Additional information:
During the court year, the Appellate Session of Superior Court also heard 81 motions.
[l]Special source or revision in data:
Filed and end pending figures for criminal category cases were supplied by the Office of the Chief Court Administrator during data verification.

Source: Chief Court Administrator, Judicial Department, Biennial Report of the Connecticut Judicial Department 1976-78 (Hartford, Connecticut: 1979). Statistics are from the biennial report except that totals have been computed where necessary, and additions were made by the office of the chief court administrator during data verification.

CONNECTICUT COURT OF COMMON PLEAS
Court of limited jurisdiction
19 courts, 61 judges
July 1, 1976 to June 30, 1977

	Beginning pending	Filed	Disposed	End pending
Civil[bd]:				
Small claims	N/A	95,002	N/A	N/A
Domestic relations:				
Family docket	164[f]	21	100	85
Other civil:				
Nonfamily docket	30,712[f]	30,461	29,762	31,411
Civil--geographical areas	4,459[f]	14,730	15,012	4,177
Total	35,171[f]	45,191	44,774	35,588
Total civil	35,335[fi]	140,214	44,874[i]	35,673[i]
Criminal[d]:				
Misdemeanor:				
Criminal	20,964[f]	86,878	91,044	16,798
Total criminal	20,964[f]	86,878	91,044	16,798
Traffic:				
Other traffic violation:				
Motor vehicle	19,005[f]	262,872	265,236	16,551[g]
Total traffic	19,005[f]	262,872	265,236	16,551[g]
Grand total	75,304[fi]	489,964	401,154[i]	69,022[i]

Trial[d]

	Jury	Non-jury	Total
Civil[m]	235	1,663	1,898

Time interval (average months)

Civil[n]:	
Return day to disposition	12.6
Date claimed for trial list to jury trial	18.2
Date claimed for trial list to non-jury trial	18.7

Boldface headings indicate the classifications used by the NCSP.
N/A = This case type is handled by the court, but the data are unavailable.

[b]Particular court or reporting system information:
The 1976 reporting year for civil cases ended on August 31, 1976. Consequently, there is a two-month overlap for the civil category between the data reported in the 1976 annual report and the 1977 annual report.
[d]Case definition or unit of count:
A civil case is counted with the filing of a petition or complaint.
The criminal case unit of count is the number of defendants on the information, indictment, or complaint.
A jury trial is counted when the jury is sworn.
A non-jury trial is counted when the first witness is sworn.
[f]Beginning pending figure for the 1977 court year does not equal the end pending figure for the 1976 court year.
The difference in civil pending data is because of the change in the reporting period as indicated above.
[g]Change in pending does not equal the difference between filings and dispositions:
Figures are as given in the annual report.
[i]Data are not complete:
Total civil and grand total pending and disposed figures do not include small claims cases. Small claims data are included only in the filing figures.
[m]Categories for disposition type or trial data:
Civil trial data are given only for family docket and nonfamily docket cases.
[n]Time interval or age of pending data:
Time interval data are given only for family docket and nonfamily docket cases.

Source: Chief Court Administrator, Judicial Department, Biennial Report of the Connecticut Judicial Department 1976-78 (Hartford, Connecticut: 1979). Statistics are from the biennial report except that totals have been computed where necessary.

CONNECTICUT PROBATE COURT
Court of limited jurisdiction
129 courts, 129 judges
July 1, 1976 to June 30, 1977

	Beginning pending	Filed	Disposed	End pending
Civil[d]:				
Domestic relations:				
Adoption:				
Adoptions and terminations	N/A	2,255	N/A	N/A
Other domestic relations:				
Marriages (permission and waiver)	N/A	842	N/A	N/A
Total	N/A	3,097	N/A	N/A
Estate:				
Probate/wills/intestate:				
Decedent's estate	N/A	33,078	N/A	N/A
Guardianship/conservatorship/trusteeship:				
Guardians	N/A	1,970	N/A	N/A
Conservators	N/A	4,084	N/A	N/A
Trustees	N/A	6,083	N/A	N/A
Total	N/A	12,137	N/A	N/A
Total	N/A	45,215	N/A	N/A
Mental health:				
Commitments	N/A	1,921	N/A	N/A
Total civil	N/A	50,233	N/A	N/A
Grand total	N/A	50,233[k]	N/A	N/A

Boldface headings indicate the classifications used by the NCSP.
N/A = This case type is handled by the court, but the data are unavailable.

[d]Case definition or unit of count:
A civil case is counted with the filing of a petition or complaint.
[k]Additional information:
In addition the court handled 8,515 passport applications.

Source: Chief Court Administrator, Judicial Department, Biennial Report of the Connecticut Judicial Department 1976-78 (Hartford, Connecticut: 1979). Statistics are from the biennial report except that totals have been computed where necessary.

CONNECTICUT JUVENILE COURT
Court of limited jurisdiction
3 courts, 6 judges
July 1, 1976 to June 30, 1977

	Beginning pending	Filed	Disposed	End pending
Civil[d]:				
Domestic relations:				
Other domestic relations:				
Termination of parental rights	38	151	145	44
Total civil	38	151	145	44
Juvenile:				
Criminal-type offense:				
Delinquency	5,163[l]	12,434	13,551	4,046[l]
Non-offense:				
Neglect	344	654	714	284
Revocation of commitments	116	241	243	114
Total	460	895	957	398
Total juvenile	5,623	13,329	14,508	4,444
Grand total	5,661	13,480	14,653	4,488

Boldface headings indicate the classifications used by the NCSP.

[d]Case definition:
A civil case is counted with the filing of a petition or complaint.
[l]Special source or revision in the data:
Delinquency pending figures were supplied by the administrative office of the court during data verification.

Source: Chief Court Administrator, Judicial Department, Biennial Report of the Connecticut Judicial Department 1976-78 (Hartford, Connecticut: 1979). Statistics are from the biennial report except that totals have been computed where necessary, and additional data were supplied by the administrative office of the court during data verification.

DELAWARE COURT SYSTEM, 1977

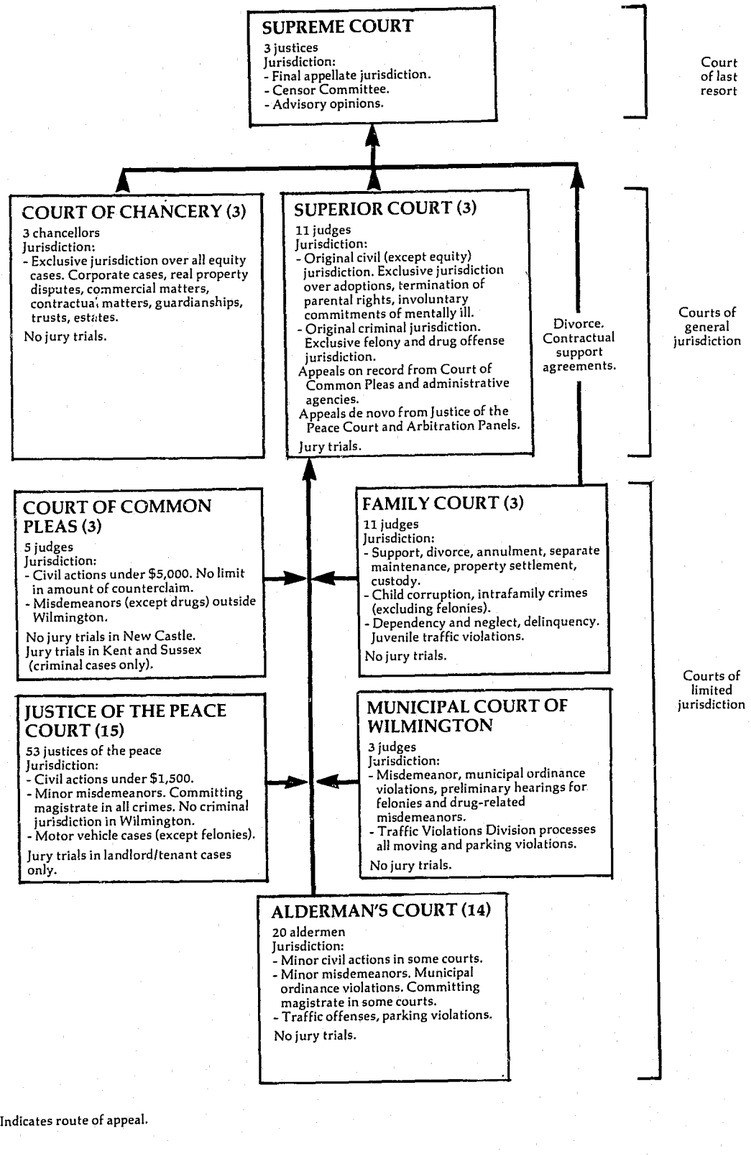

Preceding page blank

DELAWARE SUPREME COURT
Court of last resort
3 justices
January 1, 1977 to December 31, 1977

	Beginning pending	Filed	Disposed	End pending
Cases:				
Appeals:				
Civil[j]	186	251	207	230
Criminal	100	113	109	104
Total appeals	286	364	316	334
Other cases:				
Original proceedings	(1)	(1)	(1)	(1)
Total other cases	(1)	(1)	(1)	(1)
Total cases	286	364	316	334

Boldface headings indicate the classifications used by the NCSP.

[j]Explanation of data included in the category:
Civil appeals include original applications, advisory opinions, and certifications.

Source: Director, Administrative Office of the Courts, 1977, 1978 Annual Report of the Delaware Judiciary (Wilmington, Delaware: 1977, 1978). Data are reported quarterly; calendar year 1977 was computed from quarterly information.

DELAWARE COURT OF CHANCERY[k]
Court of general jurisdiction
3 counties, 3 chancellors
July 1, 1976 to June 30, 1977

	Beginning pending	Filed	Disposed	End pending
Civil[d]:				
Estate:				
Probate/wills/intestate:				
Estates	2,935	1,700	1,883	2,752
Guardianship/conservatorship/trusteeship:				
Guardians for minors	1,065	139	128	1,076
Guardians for infirm	597	127	84	640
Trusts	1,872	161	127	1,906
Trustees for mentally ill	160	11	9	162
Total	3,694	438	348	3,784
Other estate:				
Other matters	294	98	108	284
Total	6,923	2,236	2,339	6,820
Other civil:				
Civil cases[j]	649	368	339	678
Total civil	7,572	2,604	2,678	7,498
Grand total	7,572	2,604	2,678	7,498

Boldface headings indicate the classifications used by the NCSP.

[d]Case definition or unit of count:
A civil case is counted with the filing of a petition or complaint.
[j]Explanation of data included in the category:
Civil cases include corporate cases, equity, real property disputes (boundaries and title), commercial matters, contractual matters, Delaware's "Sunshine Law," etc. Corporate matters take up most of the time.
[k]Additional information:
This profile does not include referrals to the Public Guardian by the Court of Chancery. In the fiscal year 1976-77 there were 28 beginning pending, 80 filed, 64 disposed, and 44 end pending cases for the Public Guardian. The 80 filed cases were 15 guardianships and 65 investigations.

Source: Director, Administrative Office of the Courts, 1977 Annual Report of the Delaware Judiciary (Wilmington, Delaware: 1977). Statistics are from the annual report except that totals have been computed where necessary.

DELAWARE SUPERIOR COURT
Court of general jurisdiction
3 counties, 11 judges
July 1, 1976 to June 30, 1977

	Beginning pending	Filed	Disposed	End pending
Civil[d]:				
Law:				
Complaints	2,147[fl]	1,891	1,691	2,347[l]
Real property rights:				
Mechanic's liens and mortgages	447[l]	648	683	412
Domestic relations:				
Marriage dissolution:				
Divorce[a]	92[fl]	0	89	3
Other domestic relations:				
Terminations and adoptions	160	385	395	150[l]
Total	252[fl]	385	484	153[l]
Mental health:				
Involuntary commitments[j]	20	337	265	92
Appeal	240[l]	232	179	293[l]
Other civil:				
Miscellaneous	104[l]	331	309	126[l]
Total civil	3,210[fl]	3,824	3,611	3,423[l]
Criminal[d]:				
Felony/misdemeanor:				
Criminal[j]	1,357	4,097	3,860	1,594[k]
Appeal	(j)	(j)	(j)	(j)
Total criminal	1,357	4,097	3,860[k]	1,594
Grand total	4,567[fl]	7,921	7,471	5,017[l]

Trial[dk]

	Jury	Non-jury	Total
Criminal	319	79	398

Time interval (days)

	Mean	Median[n]
Criminal:		
Arrest to disposition[n]	101.10	91.00
Indictment to disposition[n]	77.80	61.50
Length of trial	1.76	N/A

Criminal dispositions[k]

Jury trial:	
Guilty	217
Guilty plea	36
Not guilty	59
Dismissal/nolle prosequi	15
Non-jury trial:	
Guilty	46
Guilty plea	4
Not guilty	27
Dismissed/nolle prosequi	5
Plea	2,415
Dismissal	42
Nolle prosequi	856
Appeal dismissed, record remanded	72
Remand	25
No final disposition[m]	40
Appeal withdrawn	1

Boldface headings indicate the classifications used by the NCSP.
N/A = This case type is handled by the court, but the data are unavailable.
X = The data for this case type are known to be included in the total but were not available by category.

[a]Court jurisdiction:
The Family court assumed jurisdiction over divorces in November 1975.
[d]Case definition or unit of count:
A civil case is counted with the filing of a petition or complaint.
The criminal case unit of count is the number of defendants on the information, indictment, transfer, appeal, or reinstatement. A defendant with a consecutively numbered series of informations, appeals, or transfers filed on the same day would be counted as one defendant.
A jury trial is counted when the jury is sworn.
A non-jury trial is counted at the point when an opening statement or the introduction of any evidence occurs.
[f]Beginning pending figure for the 1977 court year does not equal the end pending figure for the 1976 court year: Pending data were adjusted by the Delaware court administrative office to reflect the results of an audit performed in Kent County in 1979.
[j]Explanation of data included in the category:
Involuntary commitment proceedings are held only in New Castle County.
Criminal cases include **appeals** that are tried de novo.
[k]Additional information:
The number of pending **criminal** defendants displayed includes those which are triable and not triable. There were 668 triable defendants pending at the end of the 1977 fiscal year.
In addition to the **criminal** case dispositions listed there were also 754 unindicted **criminal** cases disposed by nolle prosequi. These cases were not counted with the other **criminal** dispositions because these cases were never actually before the Superior Court. The cases had been bound over to Superior Court either because probable cause was found at the preliminary hearing, or because the preliminary hearing was waived, but either the Attorney General then decided not to seek indictment, or the grand jury ignored the indictment.
The trial information counts the number of trials held. More than one defendant's case may be disposed of by a single trial. There were 366 defendants whose cases were disposed of by jury trial, and 83 whose cases were disposed of by non-jury trial.
[l]Special source or revision in the data:
The pending figures were supplied by the state court administrative office during the process of data verification. These figures were obtained as a result of an audit done in Kent County. Prior to that audit, a breakdown of pending cases by case type was not available for Kent County.
[m]Information on disposition type or trial data:
"No final disposition" cases are hung juries, mistrials, and remands.
[n]Age of pending or time interval data:
Arrest to disposition times include all defendants.
Indictment to disposition times include indicted defendants only.
Median time values were calculated using the grouped medians method.

Source: Director, Administrative Office of the Courts, 1977 Annual Report of the Delaware Judiciary (Wilmington, Delaware: 1977). Statistics are from the annual report except that totals have been computed where necessary, and additional data were supplied by the administrative office of the courts during data verification.

DELAWARE COURT OF COMMON PLEAS
Court of limited jurisdiction
3 courts, 5 judges
July 1, 1976 to June 30, 1977

	Beginning pending	Filed	Disposed	End pending
Civil[d]:				
Tort:				
Auto tort	X	382	X	X
Other civil	X	3,030	X	X
Total civil	2,166	3,412	3,899	1,679
Criminal[d]:				
Misdemeanor:				
Criminal	944	6,325	6,279	990
Total criminal	944	6,325	6,279	990
Grand total	3,110	9,737	10,178	2,669

Trial[d]

	Jury[a]	Non-jury	Total
Criminal	47	6,232	6,279

Boldface headings indicate the classifications used by the NCSP.
X = The data for this case type are known to be included in the total but were not available by category.

[a]Court jurisdiction:
Jury trials are not handled in the New Castle County Court of Common Pleas; jury trials for **criminal** cases are held in Kent and Sussex Counties. If a jury demand is made in New Castle County, the case is transferred to the Superior Court.
[d]Case definition or unit of count:
A civil case is counted with the filing of a petition or complaint.
The criminal case unit of count is the number of charges.
A jury trial is counted when the jury is sworn.
A non-jury trial is counted if the case is not disposed of by a jury trial. Disposition by guilty plea, nolle prosequi, dismissal, etc., are all counted as non-jury trials.

Source: Director, Administrative Office of the Courts, 1977 Annual Report of the Delaware Judiciary (Wilmington, Delaware: 1977). Statistics are from the annual report except that totals have been computed where necessary.

MUNICIPAL COURT OF WILMINGTON, DELAWARE
Court of limited jurisdiction
1 court, 3 judges
July 1, 1976 to June 30, 1977

	Beginning pending	Filed	Disposed	End pending
Criminal[d]:				
Other criminal:				
Criminal[j]	453	9,540	9,435	558
Total criminal	453	9,540	9,435	558
Traffic:				
Total traffic[j]	515	11,055	11,152	418
Grand total	968	20,595	20,587	976

Boldface headings indicate the classifications used by the NCSP.

[d]Case definition or unit of count:
The criminal case unit of count is the number of charges.
[j]Explanation of data included in the category:
Criminal cases include **misdemeanors, ordinance violations,** and **preliminary hearings.**
Traffic cases include **traffic violations** and **parking.**

Source: Director, Administrative Office of the Courts, 1977 Annual Report of the Delaware Judiciary (Wilmington, Delaware: 1977). Statistics are from the annual report except that totals have been computed where necessary.

DELAWARE FAMILY COURT[k]
Court of limited jurisdiction
3 courts, 11 judges
July 1, 1976 to June 30, 1977

	Beginning pending	Filed	Disposed[k]	End pending[k]
Civil[d]:				
Domestic relations:				
Marriage dissolution:	969	3,357	N/A	N/A
Divorce and annulments	X	X	N/A	N/A
Other civil	X	X	N/A	N/A
Total civil				
Criminal[d]:				
Other criminal:	X	X	N/A	N/A
Adult criminal	X	X	N/A	N/A
Total criminal				
Traffic[d]:				
Other traffic violation:	266	X	N/A	N/A
Traffic--juvenile	266	X	N/A	N/A
Total traffic				
Juvenile[d]:				
Total juvenile	2,380	X	N/A	N/A
Grand total	5,325	24,513	N/A	N/A

Boldface headings indicate the classifications used by the NCSP.
N/A = This case type is handled by the court, but the data are unavailable.
X = The data for this case type are known to be included in the total but were not available by category.

[d]Case definition or unit of count:
A civil case is counted with the filing of a petition or complaint.
The criminal, traffic, and juvenile unit of count was changed. Formerly, each complaint was counted as a separate petition; now multiple complaints arising from a single incident are counted as a single petition.
[k]Additional information:
Kent and Sussex County figures are estimates, except for divorces and annulments, because the new method of counting petitions was initiated in December, 1976 in those two counties. In New Castle County the new counting method was in effect for the entire fiscal year.
Disposed and end pending figures were not compiled because of the change in the method of counting petitions.

Source: Director, Administrative Office of the Courts, 1977 Annual Report of the Delaware Judiciary (Wilmington, Delaware: 1977). Statistics are from the annual report except that totals have been computed where necessary.

DELAWARE JUSTICE OF THE PEACE COURT
Court of limited jurisdiction
15 courts, 53 justices of the peace
July 1, 1976 to June 30, 1977

	Beginning pending	Filed	Disposed	End pending
Civil[d]:				
Total civil	9,928[f1]	15,480[l]	14,636	10,772[l]
Criminal[d]:				
Misdemeanor:				
Title 11 criminal	X	17,323[k]	X	X
Preliminary hearing	X	1,175	X	X
Other criminal:				
Title 7 fish/game	X	1,785	X	X
Other	X	2,913	X	X
Total	X	4,698	X	X
Total criminal	X	23,196	X	X
Traffic:				
Total traffic	X	72,749	X	X
Grand total	10,406[f1]	111,425[l]	110,576	11,255[l]

(continued on next page)

Boldface headings indicate the classifications used by the NCSP.
X = The data for this case type are known to be included in the total but were not available by category.

[d]Case definition or unit of count:
A civil case is counted with the filing of a petition or complaint.
The criminal case unit of count is the number of charges.
[f]Beginning pending figure for the 1977 court year does not equal the end pending figure for the 1976 court year:
The difference is due to adjustments made in the data as the result of an audit conducted in 1978.
[k]Additional information:
Preliminary hearings were held in 3,795 of the misdemeanor cases.
[l]Special source or revision in the data:
Civil and grand total pending and filed figures were corrected as the result of an audit of cases conducted in 1978.

Source: Director, Administrative Office of the Courts, 1977 Annual Report of the Delaware Judiciary (Wilmington, Delaware: 1977). Statistics are from the annual report except that totals have been computed where necessary.

DELAWARE ALDERMAN'S COURT
Court of limited jurisdiction
14[k] courts, 20 aldermen
July 1, 1976 to June 30, 1977

	Beginning pending	Filed	Disposed	End pending
Civil[d]:				
Small claims:				
Other	N/A	N/A	323	N/A
Total civil	N/A	N/A	323	N/A
Criminal[d]:				
Misdemeanor:				
Criminal	N/A	N/A	1,228	N/A
Total criminal	N/A	N/A	1,228	N/A
Traffic:				
Total traffic	N/A	N/A	12,974	N/A
Grand total	N/A	N/A	14,525	N/A

Boldface headings indicate the classifications used by the NCSP.
N/A = This case type is handled by the court, but the data are unavailable.

[d]Case definition or unit of count:
A civil case is counted with the filing of a petition or complaint.
The criminal case unit of count is the number of charges.
[k]Additional information:
In addition to the 14 active courts, there were 3 courts which were not active during fiscal year 1976-77 but which have been active in the recent past.

Source: Director, Administrative Office of the Courts, 1977 Annual Report of the Delaware Judiciary (Wilmington, Delaware: 1977). Statistics are from the annual report except that totals have been computed where necessary.

DISTRICT OF COLUMBIA COURT SYSTEM, 1977

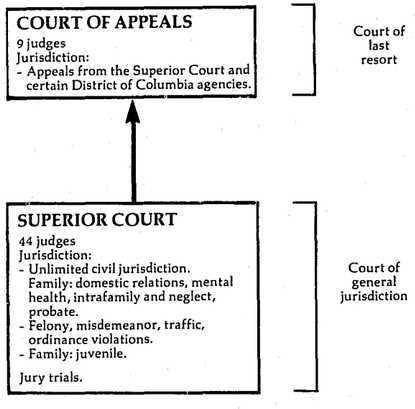

Indicates route of appeal.

DISTRICT OF COLUMBIA COURT OF APPEALS
Court of last resort
9 judges
January 1, 1977 to December 31, 1977

	Beginning pending	Filed	Disposed	End pending
Cases:				
Appeals:				
Civil	X	473	X	X
Criminal	X	684	X	X
Appeal of administrative agency case:				
Agency	X	170	X	X
Total appeals[j]	1,122[fh]	1,327	1,288	1,161[l]
Other cases:				
Original proceedings:				
Disciplinary	0	26	26	0
Requests to appeal:				
Petitions for review	(1)	(1)	(1)	(1)
Total other cases	0	26	26	0
Total cases	1,122[fh]	1,353	1,314	1,161[l]
Other proceedings:				
Other matters:				
Procedural motions	0	6,551	6,551	0
Substantive motions	0	1,609	1,609	0
Total	0	8,160	8,160	0
Total other proceedings	0	8,160	8,160	0

Manner of disposition

Opinion	279
Judgment	474
By order	535

Time interval (average days)

Notice of appeal to filing of record	103
Filing of record until briefing is completed	124
Completed briefing to argument or submission	103
Argument or submission to decision	126
Notice of appeal to decision	456

Boldface headings indicate the classifications used by the NCSP.
X = The data for this case type are known to be included in the total but were not available by category.

[f]Beginning pending figure for the 1977 court year does not equal the end pending figure for the 1976 court year:
Figure is as computed from data given in the annual report and by the administrative office of the court.
[h]Figure was computed:
The beginning pending figure was computed using filed, disposed, and end pending data.
[j]Explanation of data included in the category:
Appeals include appeals and petitions for review.
[l]Special source or revision in the data:
The end pending figure was supplied by the administrative office of the court during data verification.

Source: Joint Committee on Judicial Administration in the District of Columbia and Executive Officer, 1977 Annual Report (Washington, D.C.). Statistics are from the annual report except that totals have been computed where necessary, and additional data were supplied by the administrative office of the court during data verification.

DISTRICT OF COLUMBIA SUPERIOR COURT[a]
Court of general jurisdiction
1 court, 44 judges
January 1, 1977 to December 31, 1977

	Beginning pending	Filed	Disposed	End pending
Civil[dk]:				
Law:				
Civil jury	3,930	3,528	3,621	3,837
Civil non-jury	1,129	1,820	1,826	1,123
Total	5,059	5,348	5,447	4,960
Small claims	2,063	33,735	33,886[l]	1,912
Real property rights:				
Landlord and tenant	301[f]	110,461	110,539	235[g]
Domestic relations:				
Marriage dissolution:				
Divorce	4,831	4,334	3,554	5,611
Support/custody:				
Support	676	405	494	587
Reciprocal support	879	1,062	830	1,111
Total	1,555	1,467	1,324	1,698
Adoption	210	404	391	223
Other domestic relations:				
Paternity	395	410	445	360
Intrafamily[j]	515[f]	815	721	609
Total	910	1,225	1,166	969
Total	7,506[f]	7,430	6,435	8,501
Estate:				
Probate/wills/intestate:				
Decedents' estates	N/A	2,352	N/A	N/A
Guardianship/conservatorship/trusteeship:				
Minors' estates	N/A	150	N/A	N/A
Total	N/A	2,502	N/A	N/A
Mental health:				
Judicial petitions	104	686	726	69[g]
Appeal:				
Appeal of administrative agency case:				
Civil tax	118	62	46	134[k]
Criminal tax	522	363[k]	577	311[8k]
Total	640	425	623	445[g]
Extraordinary writ:				
Habeas corpus	26	17	20	23
Other civil:				
Auditor-master division	333	1,340	1,154	519
Total civil	16,032[fi]	161,944	158,830[i]	16,664[8i]
Criminal[dj]:				
Felony	1,476	3,417	3,405	1,488
Misdemeanor	3,221	12,872	13,349	2,744
Ordinance violation:				
Major triable District of Columbia cases	34	120	93	61
Other District of Columbia cases	248	2,978	2,904	322
Total	282	3,098	2,997	383
Preliminary hearing	177	7,786	7,815	148
Other criminal:				
Special operations[j]	48	1,867	1,863	52
Total criminal	5,204	29,040	29,429	4,815
Traffic[j]:				
Other traffic violation:				
Major triable traffic	1,454	6,019	5,710	1,763
Other traffic	5,413	114,507	115,098	4,822
Total	6,867	120,526	120,808	6,585
Total traffic	6,867	120,526	120,808	6,585
Juvenile:				
Criminal-type offense:				
Delinquency	818	5,276	5,406	688
Status offense:				
Person in need of supervision	105[l]	474	509	70[h]
Non-offense:				
Neglect	181	539	551	168[g]
Total juvenile	1,104	6,289	6,466	926[g]
Grand total	29,207[fi]	317,799	315,533[i]	28,990[8i]

Traffic dispositions

Other traffic violation:	
Guilty plea	9,859
Dismissed by court	6,144
Nolle prosequi	14,797
No paper	1,120
Transfer rule 105	8
Absconded	2,879
Security forfeit	7,814
Other[m]	76,735

Time interval (average months)

Time trial could be had after case was placed on calendar:

Civil jury	12
Civil non-jury	6

(continued on next page)

	Trial[d]		
	Jury	Non-jury	Total
Civil[m]:			
Law	241	238	479
Small claims	--	874	874
Real property rights	2	54	56
Total	243	1,166	1,409
Criminal:			
Felony	593	42	635
Misdemeanor	433	380	813
Ordinance violation	3	59	62
Total	1,029	481	1,510
Traffic:			
Other traffic violation	49	1,403	1,452
Grand total	1,321	3,050	4,371

Civil dispositions[m]

	Law	Small claims	Real property rights
Settled out of court	1,961	0	44,074
Dismissed before trial	942	995	0
Removed from calendar	213	0	0
Settled at pre-trial or trial conference	984	0	0
Summary judgment granted	138	0	0
Settlement	150	0	210
Dismissed for want of prosecution	51	243	0
Consent or confessed judgment	94	2,035	11,213
Dismissed by motion	72	0	0
Settled after trial	26	0	0
Default judgment	157	11,957	54,617
Exparte	31	0	0
Judgment on pleadings	34	0	0
Stays	0	0	11,208
Other	30	0	0

Criminal dispositions

	Felony	Misdemeanor	Ordinance violation	Preliminary hearing	Extraordinary writ	Total
Guilty plea	2,016	3,353	187	--	--	5,556
Dismissed by court	33	769	175	--	12	989
Dismissed prior to adjudication or hearing	300	--	--	136	--	436
Nolle prosequi	30	4,039	574	531	265	5,439
No paper	--	2,469	1,352	2,532	--	6,353
Transfer Rule 105	--	420	3	--	--	423
Absconded	272	1,258	61	110	16	1,717
Mental observation	--	92	11	93	--	196
Security forfeit	--	--	559	--	--	559
Certified U.S. Magistrate	--	--	--	104	0	104
Indictment filed	--	--	--	64	--	64
Extradition waived	--	--	--	--	619	619
Extradition granted	--	--	--	--	37	37
Extradition denied	--	--	--	--	1	1
Special proceedings granted	--	--	--	--	781	781
Special proceedings denied	--	--	--	--	132	132
Held for grand jury	--	--	--	3,305	--	3,305
Waived to grand jury	--	--	--	686	--	686
No probable cause	--	--	--	111	--	111
Other	119	136	13	143	0	411

Boldface heading indicate the classifications used by the NCSP.
N/A = This case type is handled by the court, but the data are unavailable.
-- = Not applicable.

[a]Court jurisdiction:
Superior Court data are displayed according to case types, not court divisions as they exist in the Superior Court. Civil Division handles civil jury, civil non-jury, **small claims**, and landlord and tenant cases. Family Division handles divorce, **adoption**, paternity, support, reciprocal support, intrafamily, judicial petitions, habeas corpus, delinquency, neglect, and person in need of supervision cases. Probate Division handles decedent's estates and minor's estates cases. Tax Division handles civil tax and criminal tax cases. Criminal Division handles all **criminal** and **traffic** cases.

[d]Case definition or unit of count:
A civil case is counted when it is placed on the calendar (has reached issue).
The criminal case unit of count is the number of defendants on the information, indictment, or complaint.
A jury trial is counted if tried to verdict.
A non-jury trial is counted if tried to decision.

[f]Beginning pending figure for the 1977 court year does not equal the end pending figure for the 1976 court year:
The difference is due to adjustments made by the administrative office of the court.

[g]Change in pending does not equal the difference between filings and dispositions:
Figures are as reported in the annual report.

[h]Figure was computed:
End pending figure was computed from beginning pending, filed, and disposed data.

[i]Data are not complete:
Total **civil** and grand total pending and disposed figures do not include **estate** cases. **Estate** cases are included in the filing figures.

[j]Explanation of data included in the category:
Intrafamily includes 476 "return to files" cases.
Special operations include 934 fugitive from justice complaints, writs of habeas corpus, extradition of out of state witnesses, adversary hearings, and show cause of contempt proceedings.
Criminal and **traffic** cases filed include new filings and reinstated cases.

[k]Additional information:
There were 12,862 civil actions filed, while 5,348 were calendared.
The 363 criminal tax cases filed indicate the number of charges brought against 64 individuals and organizations.
Of the 134 civil tax cases pending, 29 are held on the reserve calendar by order of this court, 15 are held under advisement, 5 have not been brought to issue, and the remaining 85 are awaiting judgment. This figure includes an administrative adjustment of +3 charges.
In addition, there were 24,428 criminal warrants issued.

[l]Special source or revision in data:
Small claims disposed figure was corrected during data verification process by the court administrative office.
Persons in need of supervision beginning pending figure is the end pending figure for 1976 from the 1976 District of Columbia annual report.

[m]Categories for dispositions type or trial data:
Other **traffic** dispositions are defendants whose cases are in the traffic summons stage in accordance with procedures outlined in the Traffic Violation Notice System.

Source: Joint Committee on Judicial Administration in the District of Columbia and Executive Officer, 1977 Annual Report (Washington, D.C.).
Statistics are from the annual report except that totals have been computed where necessary, and corrections were made during the data verification process.

FLORIDA COURT SYSTEM, 1977

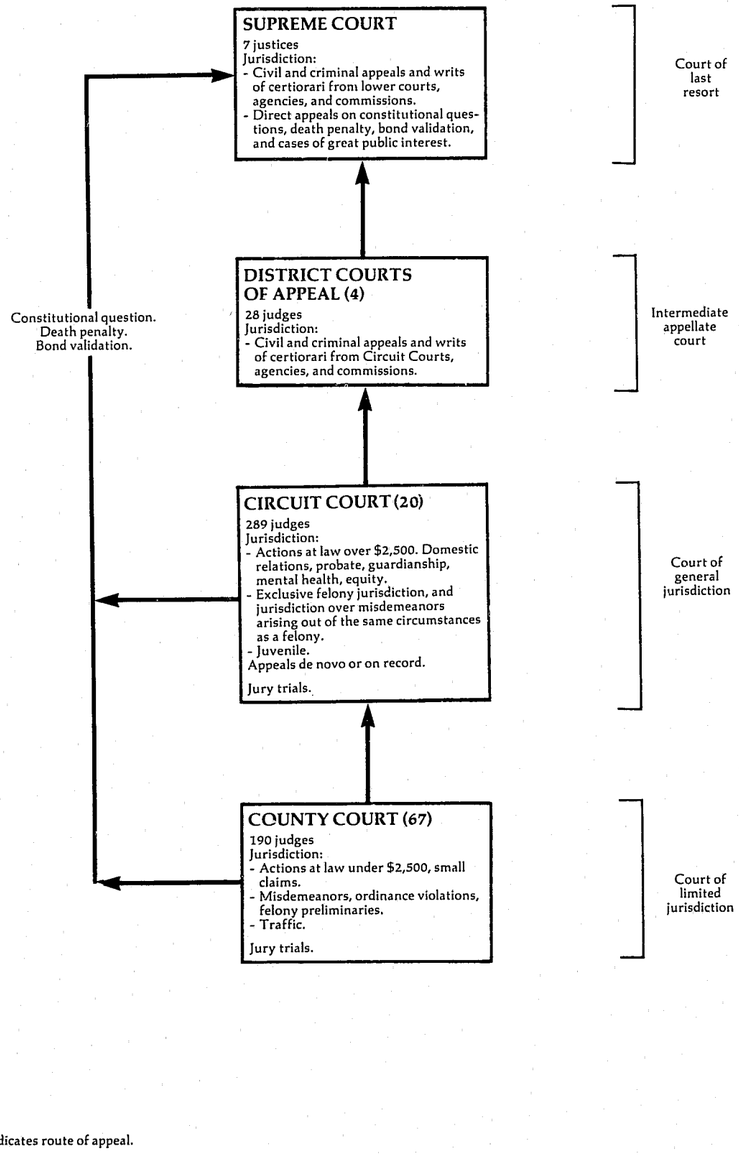

FLORIDA SUPREME COURT
Court of last resort
7 justices
January 1, 1977 to December 31, 1977

	Beginning pending	Filed	Disposed	End pending
Cases:				
Appeals	X	291	223	X
Total appeals	X	291	223	X
Other cases:				
Original proceedings:				
Original jurisdiction:				
Habeas corpus	X	245	270	X
Mandamus	X	55	62	X
Prohibition	X	20	17	X
Board of bar examiners	X	76	67	X
Other	X	20	23	X
Total	X	416	439	X
Disciplinary:				
Florida Bar	X	117	105	X
Advisory opinion:				
Certified questions	X	10	14	X
Total	X	543	558	X
Requests to appeal:				
Petitions for writs of certiorari from:				
District Courts of Appeal	X	1,196	1,143	X
Circuit Court	X	12	15	X
Appeal of administrative agency case:				
Industrial Relations Commission	X	178	158	X
Public Service Commission	X	33	22	X
Total	X	211	180	X
Other	X	0	0	X
Total	X	1,419	1,338	X
Total other cases	X	1,962	1,896	X
Total cases	985[f,h]	2,253	2,119	1,119
Other proceedings:				
Rehearing requests:				
Petitions for rehearing	134[f,h]	505	504	135
Total other proceedings	134[f,h]	505	504	135

Manner of disposition

Opinion:	
Written opinion	199
Per curiam	145
Total	344
Disposition by order	1,775

Status of pending cases

Number of cases:	
Not perfected	255
Ready for argument	55
Under consideration	809
Total	1,119

Boldface headings indicate the classifications used by the NCSP.
X = The data for this case type are known to be included in the total but were not available by category.

[f]Beginning pending figure for the 1977 court year does not equal the end pending figure for the 1976 court year.
[h]Figure was computed:
Beginning pending figure was computed from filing, disposition, and end pending data.

Source: Office of State Courts Administrator, Florida Judicial System Statistical Report 1977 (Tallahassee, Florida). Statistics are from the annual report except that totals have been computed where necessary.

FLORIDA DISTRICT COURTS OF APPEAL
Intermediate appellate court
4 districts, 28 judges
January 1, 1977 to December 31, 1977

	Beginning pending	Filed	Disposed	End pending
Cases:				
Appeals	X	8,228	8,025	X
Total appeals	X	8,228	8,025	X
Other cases:				
Original proceedings:				
Original jurisdiction:				
Other original writs	X	609	509	X
Advisory opinion:				
Other[j]	X	75	22	X
Total	X	684	531	X
Requests to appeal:				
Certiorari	X	735	396	X
Total other cases	X	1,419	927	X
Total cases	6,069[fh]	9,647	8,952	6,764
Other proceedings:				
Rehearing requests:				
Petitions for rehearing	384[l]	1,762	1,695	451[h]
Total other proceedings	384[l]	1,762	1,695	451[h]

Manner of disposition

Opinion:	
Written opinion	1,520
Per curiam	1,444
Total	2,964
Voluntary dismissal (appeals)	1,383
Per curiam without opinion	2,735
Other	1,870

Boldface headings indicate the classifications used by the NCSP.
X = The data for this case type are known to be included in the total but were not available by category.

[f]Beginning pending figure for the 1977 court year does not equal the end pending figure for the 1976 court year:
Figure is as computed.
[h]Figure was computed:
Pending figure was computed from filed, disposed, and other pending data.
[j]Explanation of data included in the category:
"Other" category includes reinstated appeals and certified questions.
[l]Special source or revision in data:
Beginning pending figure was taken from the 1976 annual report.

Source: Office of State Courts Administrator, Florida Judicial System Statistical Report 1976, 1977 (Tallahassee, Florida). Statistics are from the annual reports except that totals have been computed where necessary.

FLORIDA CIRCUIT COURT[b]
Court of general jurisdiction
20 circuits, 289 judges
January 1, 1977 to December 31, 1977

	Beginning pending	Filed	Disposed	End pending
Civil[d]:				
Tort:				
Professional tort:				
Medical malpractice	N/A	883	985	N/A
Other tort:				
Negligence	N/A	22,729	23,642	N/A
Total	N/A	23,612	24,627	N/A
Contracts:				
Contracts and indebtedness	N/A	26,096	23,561	N/A
Real property rights:				
Eminent domain	N/A	1,716	1,862	N/A
Real property/mortgage foreclosure	N/A	17,678	17,557	N/A
Total	N/A	19,394	19,419	N/A
Domestic relations:				
Marriage dissolution:				
Dissolution and annulment	N/A	78,355	77,054	N/A
Estates:				
Probate/wills/intestates:				
Probate	N/A	35,244	35,677	N/A
Guardianship/conservatorship/trusteeship:				
Guardianship	N/A	4,731	3,347	N/A
Trusts	N/A	138	1,416	N/A
Total	N/A	4,869	4,763	N/A
Total	N/A	40,113	40,440	N/A
Mental health	N/A	12,128	11,860	N/A
Appeal	N/A	681	588	N/A
Other civil	N/A	49,701	48,845	N/A
Total civil	N/A	250,080	246,394	N/A
Criminal:				
Felony:				
Capital punishment crimes	N/A	701	480	N/A
Crimes against persons	N/A	20,314	17,402	N/A
Crimes against property	N/A	29,022	25,066	N/A
Drugs	N/A	17,885	15,941	N/A
Other felonies	N/A	23,979	21,273	N/A
Total	N/A	91,901	80,162	N/A
Appeal	N/A	625	459	N/A
Total criminal	N/A	92,526	80,621	N/A
Juvenile:				
Criminal-type offense:				
Delinquency	N/A	54,897	49,338	N/A
Status offense:				
Ungovernable	N/A	3,772	2,789	N/A
Non-offense:				
Dependency	N/A	17,602	13,186	N/A
Total juvenile	N/A	76,271	65,313	N/A
Grand total	N/A	418,877	392,328	N/A

Trial[d]

	Jury	Non-jury	Total
Civil[m]	2,964	136,470	139,434
Criminal[m] (felony)	2,887	1,666	4,553
Total	5,851	138,136	143,987

Civil dispositions

Dismissed before hearing	51,072

Criminal (felony) dispositions[m]

Jury trial:	
Conviction	1,592
Acquitted or dismissed	938
Convicted after plea	198
Adjudication withheld	159
Non-jury trial:	
Conviction	562
Acquitted or dismissed	592
Convicted after plea	234
Adjudication withheld	278
Before trial:	
Convicted after plea	20,199
Adjudication withheld	14,215
Dismissed	28,933
Transferred to another court	6,934
Other	5,328

Boldface headings indicate the classifications used by the NCSP.
N/A = This case type is handled by the court, but the data are unavailable.

[b]Particular court or reporting system information:
The data collection process for Florida was changed on February 1, 1977. The data collected for January were not used in the annual report. The January revised figures were calculated by the Office of the State Courts Administrator based upon the February to December data.
[d]Case definition or unit of count:
A civil case is counted with the filing of a petition or complaint.
The criminal case unit of count is the number of defendants on the information, indictment, or complaint arising from a single criminal episode.
A jury trial is counted when the jury is sworn.
A non-jury trial is counted at the point when an opening statement or the introduction of any evidence occurs. All civil cases not disposed by jury trial or dismissed before trial are considered disposed by judge (non-jury trial).
[m]Categories for disposition type or trial data:
Civil trial data do not include **estate** or **appeal** cases.
Criminal trial and disposition data totals do not include **appeals.**

Source: Office of State Courts Administrator, Florida Judicial System Statistical Report 1977 (Tallahassee, Florida). Statistics are from the annual report except that totals have been computed where necessary.

FLORIDA COUNTY COURT[b]
Court of limited jurisdiction
67 counties, 190 judges
January 1, 1977 to December 31, 1977

	Beginning pending	Filed	Disposed	End pending
Civil[d]:				
Law:				
Summary procedure[j]	N/A	176,405	171,546	N/A
Other civil cases[j]	N/A	46,410	41,825	N/A
Total	N/A	222,815	213,371	N/A
Total civil	N/A	222,815	213,371	N/A
Criminal[d]:				
Misdemeanor	N/A	195,653	159,468	N/A
Ordinance violation:				
Municipal ordinance	N/A	45,252	36,955	N/A
County ordinance	N/A	15,403	17,566	N/A
Total	N/A	60,655	54,521	N/A
Total criminal	N/A	256,308	213,989	N/A
Traffic:				
Other traffic violation:				
Civil infractions	N/A	1,504,199	1,378,036	N/A
Criminal cases	N/A	432,259	409,547	N/A
Total	N/A	1,936,458	1,787,583	N/A
Total traffic	N/A	1,936,458	1,787,583	N/A
Grand total	N/A	2,415,581	2,214,943	N/A

Trial[d]

	Jury	Non-jury	Total
Civil	62	132,856	132,918
Criminal	1,948	13,400	15,348
Traffic[m]	1,197	51,703	52,900
Total	3,207	197,959	201,166

Civil dispositions

Dismissed before hearing ...80,453

Traffic dispositions

Civil infractions:	
After hearing	210,778
Other than hearing	1,167,258
Criminal cases:	
Bond estreature	12,131
Plea	228,397
Other	116,119

Criminal dispositions

Jury trial:		Before trial:	
Conviction	519	Convicted after plea	103,167
Acquittal or dismissed	899	Adjudication withheld	19,025
Convicted after plea	383	Dismissed	50,499
Adjudication withheld	147	Transferred to another court	2,077
Non-jury trial:		Other	23,872
Conviction	5,435		
Acquittal or dismissed	3,833		
Convicted after plea	2,678		
Adjudication withheld	1,454		

Boldface headings indicate the classifications used by the NCSP.
N/A = This case type is handled by the court, but the data are unavailable.

[b]Particular court or reporting system information:
The data collection process for Florida was changed on February 1, 1977. The data collected for January were not used in the annual report. The January revised figures were calculated by the Office of the State Courts Administrator based upon the February to December data.

[d]Case definition of unit of count:
A civil case is counted with the filing of a petition or complaint.
The criminal case unit of count is the number of defendants on the information, indictment, or complaint, from a single criminal episode.
A jury trial is counted when the jury is sworn.
A non-jury trial is counted at the point when an opening statement or the introduction of any evidence occurs. All civil cases not disposed by jury trial or dismissed before trial are considered disposed by judge (non-jury trial).

[j]Explanation of data included in the category.
Summary procedure cases are those involving $0 to $1,500 in damages.
Other civil cases are those involving $1,500 to $2,500 as well as nonmonetary civil cases.

[m]Information on disposition type or trial data:
Trials are held for criminal traffic cases only. Hearings are held for civil infractions; these hearings are not included with the trial data.

Source: Office of State Courts Administrator, Florida Judicial System Statistical Report 1977 (Tallahassee, Florida). Statistics are from the annual report except that totals have been computed where necessary.

GEORGIA COURT SYSTEM, 1977

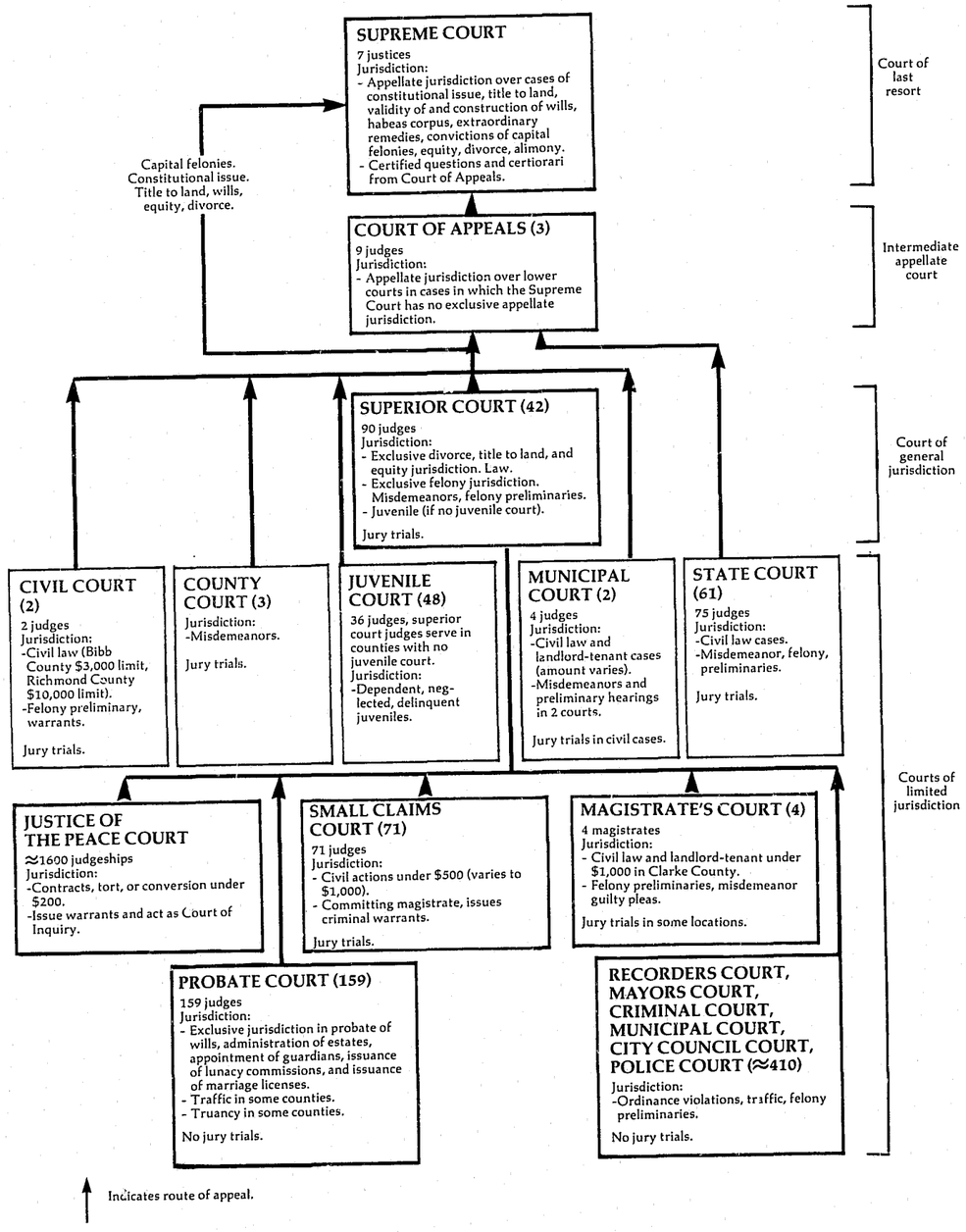

Preceding page blank

GEORGIA SUPREME COURT[b]
Court of last resort
7 justices
July 1, 1976 to June 30, 1977

	Beginning pending	Filed	Disposed	End pending
Cases:				
Appeals:				
Civil	191	560	571	180
Criminal	79	318	323	74
Total appeals	270	878	894	254
Other cases:				
Requests to appeal:				
Applications for certiorari	90	366	348	108
Applications (habeas corpus)	42	159	182	19
Applications for interlocutory appeal	9	93	96	38
Total	141	618	626	1308
Total other cases	141	618	626	1308
Total cases	411	1,496	1,520	3848

Manner of disposition

Written opinion	734
Orders	303
Transfer	74
Withdrawal	51
Dismissed	18

Boldface headings indicate the classifications used by the NCSP.

[b]Particular court or reporting system information:
The Georgia Supreme Court has changed from calendar year to fiscal year as their court year for statistical reporting purposes. As a result, data reported for this court includes a six-month overlap with data for this court contained in the 1976 edition of this report.
[&]Change in pending does not equal the difference between filings and dispositions:
Figures are as given in the unpublished data.

Source: Unpublished data supplied by the clerk of the Supreme Court.

GEORGIA COURT OF APPEALS
Intermediate appellate court
3 divisions, 9 judges
January 1, 1977 to December 31, 1977

	Beginning pending	Filed	Disposed	End pending
Cases:				
Appeals:				
Civil	0	1,077	1,077	0
Criminal	0	634	634	0
Appeal of administrative agency case	0	125	125	0
Total appeals	0	1,836	1,836	0
Other cases:				
Original proceedings	0	0	0	0
Requests to appeal:				
Application in interlocutory matter	0	296	296	0
Total other cases	0	296	296	0
Total cases	0	2,132	2,132	0

Disposition of appeals

Affirmed	1,028
Reversed	394
Remanded	20
Reversed and remanded	27
Affirmed in part/reversed in part	60
Dismissed, withdrawn, or stricken from docket	234
Transfer to Supreme Court	73

Boldface headings indicate the classifications used by the NCSP.

Source: Unpublished data provided by the clerk of the Court of Appeals. Statistics are from the unpublished data except that totals have been computed where necessary.

GEORGIA SUPERIOR COURT[c]
Court of general jurisdiction
42 circuits, 90 judges
July 1, 1976 to June 30, 1977

	Beginning pending[i]	Filed	Disposed[i]	End pending[i]
Civil[d]:				
Domestic relations	37,293[h]	53,235	47,270	43,258
Other civil:				
Civil general	38,087[h]	32,931	28,570	42,448
Independent motions	15,393[h]	18,178	14,841	18,730
Total	53,480[h]	51,109	43,411	61,178
Total civil	90,773[h]	104,344	90,681	104,436
Criminal[d]:				
Felony	13,405[h]	30,291	27,665	16,031
Misdemeanor	8,423[h]	15,698	14,549	9,572
Total criminal	21,828[h]	45,989	42,214	25,603
Traffic:				
Total traffic	3,082[h]	11,138	11,075	3,145
Grand total	115,683[h]	161,471	143,970	133,184

Trial[dlm]

	Jury	Non-jury	Total
Civil:			
Domestic relations	321	30,139	30,460
Other civil	1,685	7,603	9,288
Total	2,006	37,742	39,748
Criminal (counts):			
Felony	2,638	358	2,996
Misdemeanor	192	164	356
Total	2,830	522	3,352
Traffic (counts)	70	23	93
Grand total	4,906	38,287	43,193

Civil dispositions[lm]

	Before trial judgment	Dismissal or settlement
Domestic relations	7,721	9,089
Other civil	17,213	16,910
Total	24,934	25,999

Criminal dispositions[lm]

	Felony	Misdemeanor	Total
Pleas	24,242	7,905	32,147
Bond	--	2,472	2,472
Dismissal	6,756	4,769	11,525
Dead docket[m]	X	X	1

Traffic dispositions[lm]

Pleas	4,269
Bond	6,197
Dismissal/nolle prosequi	1,083
Dead docket[m]	82

Boldface headings indicate the classifications used by the NCSP.
X = The data for this case type are known to be included in the total but were not available by category.
-- = Not applicable.

[c]Judge information:
Superior Court judges handle juvenile cases in those counties without Juvenile Courts. These cases are included on the Juvenile Court statistical profile.
[d]Case definition or unit of count:
A civil case is counted with the filing of a petition or complaint.
The criminal case unit of count is the number of defendants on the indictment or accusation.
A jury trial is counted if tried to verdict.
A non-jury trial is counted if tried to decision.
[h]Figure was computed:
Beginning pending figure was computed from filing, disposition, and end pending data.
[i]Data are not complete:
Beginning pending figure represents only cases filed between July 1, 1970, and June 30, 1976 that were not disposed prior to July 1, 1976.
Disposed and end pending figures represent only cases filed between July 1, 1970, and June 30, 1977 that were either disposed during or still pending at the end of 1977.
[l]Special source or revision in data:
All trial and disposition information was supplied by the state court administrative office during the process of data verification.
[m]Information on disposition type or trial data:
"Dead docket" refers to criminal or traffic cases which were placed on inactive status.
Trial and disposition category figures do not equal total dispositions for other civil, criminal, and traffic cases as a result of the use of differing counting methods in some circuits. Figures for trials and types of dispositions are given by the number of counts involved.

Source: Administrative Office of the Courts, Fourth Annual Report (Atlanta, Georgia: February, 1978), and unpublished data provided by the administrative office of the courts. Statistics are from the annual report and unpublished data except that totals have been computed where necessary.

GEORGIA STATE COURT[i] AND COUNTY COURT
Court of limited jurisdiction
61 courts, 75 judges; 3 courts
July 1, 1976 to June 30, 1977

	Beginning pending	Filed	Disposed	End pending
Civil[d]:				
Civil general	25,93[h]	67,225	63,769	29,391[l]
Independent motion[b]	12,179[h]	47,714	43,609	16,284[l]
Total civil	38,114[h]	114,939	107,378	45,675[l]
Criminal[d]:				
Misdemeanor	X	63,353	55,853	X
Total criminal	X	63,353	55,853	X
Traffic:				
Total traffic	X	155,713	151,195	X
Grand total	80,347[h]	334,005	314,426	99,926[l]

Trial[dlm]

	Jury	Non-jury	Total
Civil	949	4,199	5,148
Criminal	729	2,108	2,837
Traffic	276	4,432	4,708
Total	1,954	10,739	12,693

Civil dispositions[lm]

Judgment	84,780
Dismissal	24,550

Criminal dispositions[lm]

Plea	34,407
Bond	6,106
Dismissal/nolle prosequi	13,286
Dead docket[m]	2,089

Traffic dispositions[lm]

Plea	56,426
Bond	87,121
Dismissal/nolle prosequi	13,235
Dead docket[m]	1,177

Boldface headings indicate the classifications used by the NCSP.
X = The data for this case type are known to be included in the total but were not available by category.

[b]Particular court or reporting system information:
Independent motion cases were first counted in fiscal year 1977.
[d]Case definition or unit of count:
A civil case is counted with the filing of a petition or complaint.
The criminal case unit of count is the number of defendants on the indictment or accusation.
A jury trial is counted if tried to verdict.
A non-jury trial is counted if tried to decision.
[h]Figure was computed:
Beginning pending figures were computed from filed, disposed, and end pending data given in the annual report.
[i]Data are not complete:
Figures do not include the State Court of DeKalb County.
[l]Special source or revision in data:
All end pending, trial, and type of disposition information was supplied by the state court administrative office during the process of data verification.
[m]Information on disposition type or trial data:
"Dead docket" refers to criminal or traffic cases which were put on inactive status.
Trial and disposition category figures do not equal total dispositions for civil, criminal, and traffic cases as a result of the use of differing counting methods. Figures for trials and types of dispositions are given by the number of counts involved.

Source: Administrative Office of the Courts, Fourth Annual Report (Atlanta, Georgia: February, 1978); and unpublished data provided by the administrative office of the courts. Statistics are from the annual report and unpublished data except that totals have been computed where necessary.

GEORGIA PROBATE COURT[l]
Court of limited jurisdiction
159 counties, 159 judges
July 1, 1976 to June 30, 1977

	Beginning pending	Filed	Disposed	End pending
Civil:	N/A	N/A	N/A	N/A
Estate	N/A	N/A	N/A	N/A
Total civil				
Criminal[d]:	X	3,470	3,501	X
Misdemeanor	X	3,470	3,501	X
Total criminal				
Traffic:				
Total traffic	X	116,152	114,549	X
Grand total	8,489[hi]	119,622[i]	118,050[i]	10,061[i]

Trial[dlm]

	Jury	Non-jury	Total
Criminal	--	27	27
Traffic	--	496	496
Total	--	523	523

Criminal dispositions[lm]

Plea	1,170
Bond	2,052
Dismissal/nolle prosequi	266
Dead docket	1

Traffic dispositions[lm]

Plea	30,734
Bond	77,637
Dismissal	6,291
Dead docket	3

Boldface headings indicate the classifications used by the NCSP.
N/A = This case type is handled by the court, but the data are unavailable.
X = The data for this case type are known to be included in the total but were not available by category.
-- = Not applicable.

[d]Case definition or unit of count:
The criminal case unit of count is the number of defendants on the indictment or accusation.
A non-jury trial is counted if tried to decision.

[h]Figure was computed:
Beginning pending figure was calculated from filed, disposed, and end pending data.

[i]Data are not complete:
Grand total figures do not include civil cases. Although civil cases are handled by the Probate Court, no data concerning them were available for inclusion in the court profile.

[l]Special source or revision in data:
Corrections were made to all caseload inventory data for this court during the process of data verification.
Trial and disposition type data were supplied by the state court administrative office during data verification.

[m]Information on disposition type or trial data:
"Dead docket" refers to criminal or traffic cases which were put on inactive status.
Trial and disposition category figures do not equal total dispositions for criminal and traffic cases as a result of the use of different counting methods. Figures for trials and types of dispositions are given by the number of counts involved.

Source: Administrative Office of the Courts, Fourth Annual Report (Atlanta, Georgia: February, 1978). Statistics are from the annual report except that totals have been computed where necessary, and additional data and corrections were supplied by the administrative office of the court during data verification.

GEORGIA JUVENILE COURT[ci]
Court of limited jurisdiction
48 courts, 36[c] judges
July 1, 1976 to June 30, 1977

	Beginning pending	Filed[j]	Disposed[j]	End pending
Traffic:	X	2,982[i]	2,789[i]	X
Other traffic violation:				
Juvenile traffic	X	2,982[i]	2,789[i]	X
Total traffic				
Juvenile:				
Criminal-type offense:	X	14,851[i]	16,207[i]	X
Delinquent	X	5,435[i]	5,608[i]	X
Status offense:				
Unruly	X	1,305[i]	2,267[i]	X
Non-offense:				
Deprived	X	1,069[i]	878[i]	X
Other juvenile:				
Special proceedings	X	22,660[i]	24,960[i]	X
Total juvenile				
Grand total	6,278[hi]	25,642[i]	27,749[i]	4,171[il]

(continued on next page)

Boldface headings indicate the classifications used by the NCSP.
X = The data for this case type are known to be included in the total but were not available by category.

[c]Judge information:
There were 7 full-time and 29 part-time Juvenile Court judges, 6 State Court judges, 37 Superior Court judges, and 19 appointed referees serving as Juvenile Court judges and handling cases.
Superior Court judges handle juvenile cases in those counties without a separate Juvenile Court. Those cases are included in these Juvenile Court figures.

[h]Figure was computed:
Beginning pending figure was computed from filed, disposed, and end pending data.

[i]Data are not complete:
Data were not available for Stone Mountain Circuit. Waycross Circuit reported filings only.

[j]Explanation of data included in the category:
Filed figures are the number of children against which formal petitions were filed in Superior, State, or Juvenile Courts.
Disposed figures are the number of counts disposed in formal petition hearings conducted by Superior, State, or Juvenile Court judges.

[l]Special source or revision in data:
The total end pending figure was supplied by the state court administrative office during data verification.

Source: The Administrative Office of the Courts, Fourth Annual Report (Atlanta, Georgia: February, 1978). Statistics are from the annual report except that totals have been computed where necessary, and additional information was supplied by the administrative office of the courts during data verification.

GEORGIA MUNICIPAL COURT
Court of limited jurisdiction
2 courts, 4 judges
July 1, 1976 to June 30, 1977

There were no data available for cases handled in the Municipal Court for fiscal year 1977.

GEORGIA CIVIL COURT
Court of limited jurisdiction
2 courts, 2 judges
July 1, 1976 to June 30, 1977

There were no data available for cases handled in the Civil Court for fiscal year 1977.

GEORGIA SMALL CLAIMS COURT
Court of limited jurisdiction
71 courts, 71 judges
July 1, 1976 to June 30, 1977

There were no data available for cases handled in the Small Claims Court for fiscal year 1977.

GEORGIA MAGISTRATE'S COURT
Court of limited jurisdiction
4 courts, 4 magistrates
July 1, 1976 to June 30, 1977

There were no data available for cases handled in the Magistrate's Court for fiscal year 1977.

GEORGIA JUSTICE OF THE PEACE COURT
Court of limited jurisdiction
≈1600 judgeships
July 1, 1976 to June 30, 1977

There were no data available for cases handled in the Justice of the Peace Court for fiscal year 1977.

GEORGIA RECORDER'S COURT, MAYOR'S COURT, MUNICIPAL COURT, CITY COUNCIL COURT, POLICE COURT, AND CRIMINAL COURT
Court of limited jurisdiction
≈410 courts
July 1, 1976 to June 30, 1977

There were no data available for cases handled in the Recorder's Court, Mayor's Court, Municipal Court, City Council Court, Police Court, or Criminal Court for fiscal year 1977.

GUAM COURT SYSTEM, 1977

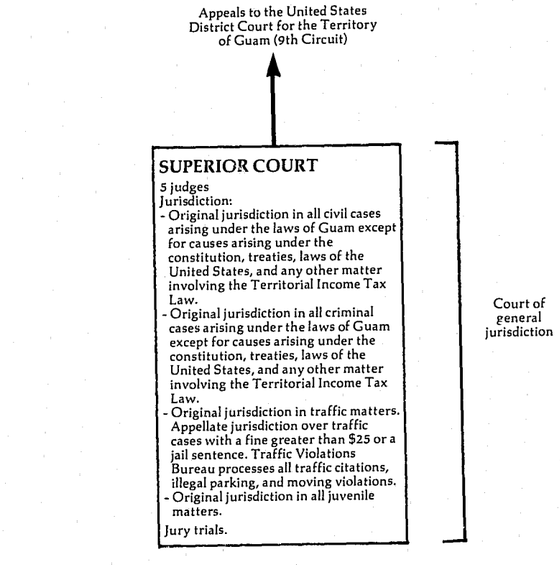

GUAM SUPERIOR COURT
Court of general jurisdiction
1 court, 5 judges
January 1, 1977 to December 31, 1977

	Beginning pending	Filed	Disposed	End pending
Civil[d]:				
Law:				
Civil	1,793	1,067	656	2,204
Small claims	1,912	2,257	1,211	2,958
Real property rights:				
Land registration	143	39	50	132
Domestic relations:				
Domestics	269	692	524	437
Estate	754	166	93	827
Other civil:				
Special proceedings	276	600	521	355
Total civil	5,147	4,771	3,055	6,913
Criminal[d]:				
Felony	173	356	310	219
Misdemeanor	523	369	750	142
Total criminal	696	725	1,060	361
Traffic:				
Total traffic	2,878	15,877	15,452	3,303
Juvenile:				
Criminal-type offense:				
Juvenile delinquency	85	273	214	144
Other juvenile:				
Juvenile special proceedings	171	217	151	237
Total juvenile	256	490	365	381
Grand total	8,977	21,863	19,932	10,958

Boldface headings indicate the classifications used by the NCSP.

[d]Case definition or unit of count:
A civil case is counted with the filing of a petition or complaint.
The criminal case unit of count is the number of informations, indictments, or complaints.

Source: Superior Court of Guam, 1979 Judicial Plan (Agana, Guam). Statistics are from the Judicial Plan except that totals have been computed where necessary.

HAWAII COURT SYSTEM, 1977

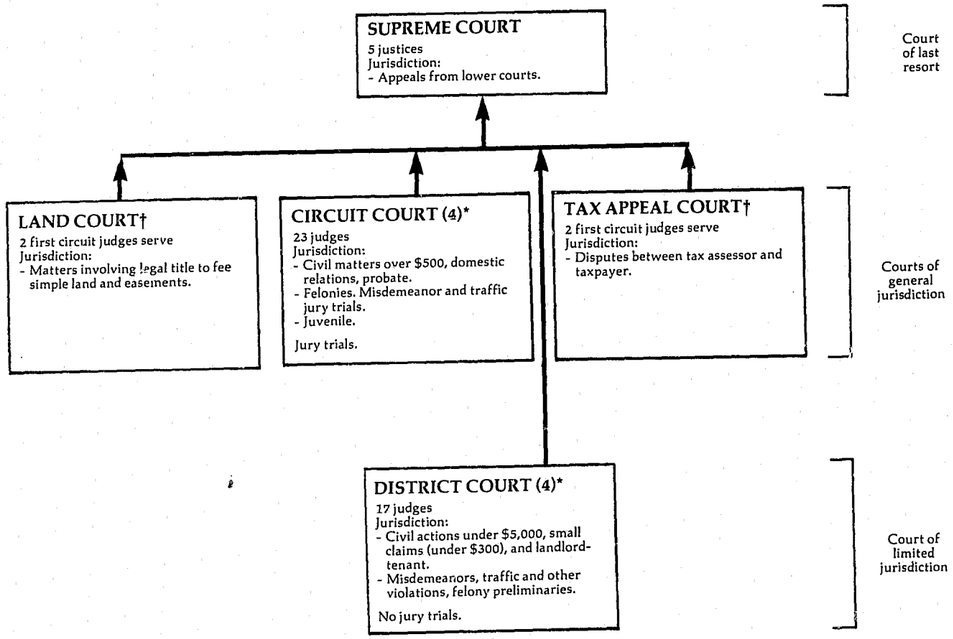

↑ Indicates route of appeal

† The Land Court and Tax Appeal Court hear special cases, but are considered general jurisdiction courts for this report because circuit judges serve.

* The Circuit Court and District Court are both courts of record. District Courts hear high volume cases. Circuit Courts hear all jury trials. For purposes of this report, the Circuit courts are considered courts of general jurisdiction since they handle felony cases.

HAWAII SUPREME COURT
Court of last resort
5 justices
July 1, 1976 to June 30, 1977

	Beginning pending	Filed	Disposed	End pending
Cases:				
Appeals:				
Civil	196	184	97	283
Criminal:				
Criminal	111	114	41	184
Traffic	9	5	6	8
Total	120	119	47	192
Total appeals	316	303	144	475
Other cases[1]:				
Original proceedings:				
Original jurisdiction:				
Habeas corpus	1[1]	5[1]	2[1]	4[1]
Prohibition	2[1]	4[1]	4[1]	2[1]
Mandamus	0[1]	1[1]	0[1]	1[1]
Other	1	3	3	1
Total	4	13	9	8
Requests to appeal	4	13	9	8
Total other cases				
Total cases	320	316	153	483
Other proceedings:				
Rehearing requests	2	13	13	2
Other matters:				
Motions	26	421	397	50
Total other proceedings	28	434	410	52

Manner of disposition

	Written opinion[m]	Motion to dismiss granted	Withdrawals and discontinued	Other	Total
Appeals:					
Civil	55	1	39	2	97
Criminal:					
Criminal	22	1	18	0	41
Traffic	5	0	1	0	6
Original proceedings	5	0	1	3	9
Rehearing requests	3	0	0	10	13
Motions	17	0	0	380	397
Total	107	2	59	395	563

Disposition of cases

	Appeals
Affirmed (including reversed in part and modified and affirmed)	54
Reversals (including remands)	22
Other (including dismissal of appeal and denial of petition in original proceeding)	11

Time interval[1] (average months)

	Civil	Criminal	Other
Appeal filed to regular opinion filed	25.3	20.7	29.3
Appeal filed to memorandum opinion filed	17.4	12.4	0.0

Boldface headings indicate the classifications used by the NCSP.

[1] Special source or revision in data:
Data were supplied by the office of the clerk of the Supreme Court.

[m] Categories for disposition type or trial data:
Written opinions include both full and per curiam opinions. There were 118 opinions written on 107 cases.

Source: Administrative Director of the Courts, State of Hawaii: Annual Report 1976-1977 (Honolulu, Hawaii: 1978), and unpublished data provided by the clerk of court. Source of case data is included in the annual report. Statistics are from the annual report and unpublished data except that totals have been computed where necessary, and additional data have been supplied during verification by the clerk of court.

HAWAII CIRCUIT COURT
Court of general jurisdiction
4 circuits, 23[c] judges
July 1, 1976 to June 30, 1977

	Beginning pending	Filed	Disposed	End pending
Civil[d]:				
Tort:				
Auto tort:				
Personal injury or property damage or both, motor vehicle	1,376	655	763	1,268
Other tort:				
Personal injury or property damage or both, non-motor vehicle	897	414	444	867
Total	2,273	1,069	1,207	2,135
Contract	1,778	1,428	1,327	1,879
Real property rights:				
Condemnation	133	131	44	220
Land[j]	9	0	0	9
Mechanics' and materialmen's lien	131	198	152	177
Total	273	329	196	406
Domestic relations:				
Marriage dissolution:				
Divorce	2,592	5,548	5,193	2,947
Annulment	22	22	31	13
Separation and separate maintenance	92	143	115	120
Total	2,706	5,713	5,339	3,080
Support/custody:				
Uniform reciprocal enforcement	383	1,338	1,060	661
Adoption:				
Adoption proceedings	409	721	694	436
Other domestic relations:				
Paternity/parental proceedings	298	764	436	626
Miscellaneous proceedings--Family Court[j]	534[j]	1,197[j]	1,009[j]	722[j]
Adults' referrals	284	784	700	368
Supplemental proceedings--Family Court	1,761	2,088	1,711	2,138
Total	2,877	4,833	3,856	3,854
Total	6,375	12,605	10,949	8,031
Estate:				
Probate/wills/intestate:				
Regular probate	2,312	922	816	2,418
Small estate over $700	439	502	479	462
Small estate under $700	253	296	290	259
Total	3,004	1,720	1,585	3,139
Guardianship/conservatorship/trusteeship:				
Guardianship proceedings	4,022	315	294	4,043
Total	7,026	2,035	1,879	7,182
Mental health	(j)	(j)	(j)	(j)
Other civil:				
Naturalization	183	723	690	216
Other civil action	1,980	1,458	1,068	2,370
Other special proceedings	421	309	99	631
Supplemental proceedings[j]	825	681	494	1,012
District Court transfers[j]	117	126	86	157
Total	3,526	3,297	2,437	4,386
Total civil	21,251	20,763	17,995	24,019
Criminal[d]:				
Felony[l]	1,622	1,656	1,271	2,007
Misdemeanor[l]	468	297	235	530
Other criminal:				
Criminal actions in Family Court	15	39	24	30
Total criminal	2,105	1,992	1,530	2,567
Traffic:				
DWI/DUI:				
Driving under the influence	9	12	10	11
Other traffic violation:				
Traffic offenses	34	21	16	39
Juvenile traffic	70	75	100	45
Total	104	96	116	84
Total traffic	113	108	126	95

(Continued on next page)

	Beginning pending	Filed	Disposed	End pending
Juvenile:				
Criminal-type offense:				
Law violation	2,121	5,157	5,242	2,036
Status offense:				
Needing protective supervision	461	1,478	1,421	518
Non-offense:				
Needing services	150	191	174	167
Other juvenile:				
Other	95	282	239	138
Supplemental proceedings	449	967	861	555
Total	544	1,249	1,100	693
Total juvenile	3,276	8,075	7,937	3,414
Grand total	26,745	30,938	27,588	30,095

Trial[d]

	Jury	Non-jury	Total
Civil:			
Tort:			
Auto tort	29	10	39
Other tort	27	21	48
Total	56	31	87
Contract	6	45	51
Real property rights	1	4	5
Domestic relations	8	10	18
Other civil	24	75	99
Total civil	95	165	260
Criminal:			
Felony and misdemeanor	239	97	336
Other criminal	0	1	1
Total criminal	239	98	337
Traffic:			
DWI/DUI	3	0	3
Other traffic violation	2	1	3
Total traffic	5	1	6
Grand total	339	264	603

Criminal dispositions

	Felony and Misdemeanor	Other criminal	Total
Plea (no trial held)	618	2	620
Dismissal	62	6	68
Nolle prosequi (no service)	368	15	383

Traffic dispositions

	DWI/DUI	Other traffic violation	Total
Contested hearing (juvenile)	--	7	7
Uncontested hearing (juvenile)	--	35	35
Dismissed	1	0	1
Nolle prosequi (no service)	1	1	2
Plea (no trial held)	2	2	4
Counseling service (juvenile)	--	44	44

Civil dispositions

	Auto tort	Other tort	Contract	Real property rights	Domestic relations	Estate	Other civil	Total
Contested hearing	0	0	0	12	1,378	8	77	1,475
Uncontested hearing	5	1	46	24	5,526	1,339	806	7,747
Dismissal	544	296	530	36	--	21	691	2,118
No service	16	11	34	0	--	--	24	85
No answer	45	19	396	1	--	--	100	561
No statement of readiness	11	13	56	0	--	--	42	122
No trial held	76	32	44	2	471	--	37	662
Counseling service	--	--	--	--	685	--	--	685

Juvenile dispositions

	Criminal-type offense	Status offense	Non-offense	Other juvenile	Total
Contested hearing	654	16	13	2	685
Uncontested hearing	2,145	269	140	665	3,219
Counseling service	2,134	1,079	14	142	3,369

Boldface headings indicate the classifications used by the NCSP.
-- = Not applicable.

[c]Judge information:
There are a total of 23 (16 circuit, 2 family, and 5 district family) judges that hear Circuit Court proper and Family Court cases. In the first circuit, Family Court cases are heard by the 2 Family Court and 5 District Family Court judges. In the other three circuits, both circuit and district court judges hear Family Court cases in addition to their regular assignments. All Family Court data are included with the Circuit Court data on this table and in the summary tables in Part I of this report.

[d]Case defintion or unit of count:
A civil case is counted with the filing of a petition or complaint.
The criminal case unit of count is the number of defendants on the information or indictment.
A jury trial is counted when the jury is sworn.
A non-jury trial is counted at the point when an opening statement or the introduction of any evidence occurs.

[j]Explanation of data included in the category:
Land cases handled by the Land Court are not included.
Miscellaneous family contains mental health cases.
Supplemental proceedings in the other civil category include supplemental proceedings on criminal as well as civil cases.
District Court transfers are cases initiated in the District Court that demand a jury trial.

[l]Special source or revision in data:
Data breakdown for felony and misdemeanor cases was obtained by telephone from the administrative office of the courts.

Source: Administrative Director of the Courts, State of Hawaii: Annual Report 1976-1977 (Honolulu, Hawaii: 1978). Statistics are from the annual report except that totals have been computed where necessary, and additional data were supplied by the state court administrative office during data verification.

HAWAII LAND COURT[a]
Court of general jurisdiction
2 first circuit judges serve
July 1, 1976 to June 30, 1977

	Beginning pending	Filed	Disposed	End pending
Civil[d]:				
Real property rights:				
Contested land registration cases	87	44	48	83
Total civil	87	44	48	83
Grand total[k]	87	44	48	83

Boldface headings indicate the classifications used by the NCSP.

[a]Court jurisdiction:
Data for the Land Court are included with the general jurisdiction courts because circuit judges serve. The Circuit Court also handles some land cases.
[d]Case definition or unit of count:
A civil case is counted with the filing of a petition or complaint.
[k]Additional information:
In addition to the 44 contested land registrations filed, there were 2,467 ex parte petitions filed.

Source: Administrative Director of the Courts, State of Hawaii: Annual Report 1976-1977 (Honolulu, Hawaii: 1978). Statistics are from the annual report except that totals have bee.. computed where necessary.

HAWAII TAX APPEAL COURT[a]
Court of general jurisdiction
2 first circuit judges serve
July 1, 1976 to June 30, 1977

	Beginning pending	Filed	Disposed	End pending
Civil[d]:				
Appeal:				
Appeal of administrative agency case	30	43	48	25
Total civil	30	43	48	25
Grand total	30	43	48	25

Boldface headings indicate the classifications used by the NCSP.

[a]Court jurisdiction:
Data for the Tax Appeal Court are included with the general jurisdiction courts because circuit judges serve.
[d]Case definition or unit of count:
A civil case is counted with the filing of a petition or complaint.

Source: Administrative Director of the Courts, State of Hawaii: Annual Report 1976-1977 (Honolulu, Hawaii: 1978). Statistics are from the annual report except that totals have been computed where necessary.

HAWAII DISTRICT COURT
Court of limited jurisdiction
4 districts, 17[c] judges
July 1, 1976 to June 30, 1977

	Beginning pending	Filed	Disposed	End pending
Civil[d]:				
Tort	962	859	671	1,150
Contract:				
Assumpsit	3,760	8,004	7,644	4,120
Small claims	467	1,279	1,254	492
Real property rights:				
Summary possession	667	690	573	784
Appeal:				
Appeal of administrative agency case:				
Nonpayment of taxes	252	47	47	252
Other civil	65	135	141	59
Total civil	6,173	11,014	10,330	6,857
Criminal[d]:				
Misdemeanor	X	X	15,802	X
Ordinance violation:				
Other violations	588	19,238	18,926	900
Preliminary hearing:				
Felony	X	X	917	X
Total criminal	4,080	36,585	35,645	5,020
Traffic:				
DWI/DUI:				
Driving under the influence	819	1,877	1,785	911
Parking	693	435,472	432,005	4,160
Other traffic violation:				
Moving arrest and citation	29,422	132,532	131,912	30,042
Non-moving	15,322	49,005	45,406	18,921
Total	44,744	181,537	177,318	48,963
Total traffic	46,256	618,886	611,108	54,034
Grand total	56,509	666,485	657,083	65,911

Non-jury trial[d]

Civil:	
Tort	70
Contract	134
Small claims	331
Real property rights	36
Other civil	9
Total civil	580

Civil dispositions

	Discontinuance/ dismissed	Default/ confession	Stricken	Commitment to Circuit Court, jury trial demanded
Tort	325	245	0	31
Contract	1,809	5,678	1	22
Small claims	579	342	0	2
Real property rights	216	293	0	28
Appeal of administrative agency case	11	36	0	0
Other civil	84	47	0	1
Total	3,024	6,641	1	84

Criminal dispositions

	Misdemeanor	Ordinance violation	Total
Misdemeanor and ordinance violation:			
Nolle prosequi	1,063	524	1,587
Total conviction	6,995	955	7,950
Discharge/dismissal	4,995	1,765	6,760
Stricken	924	589	1,513
Bail forfeiture	1,523	14,893	16,416
Commitment to Circuit Court, jury trial demanded	302	200	502
Preliminary hearing:			
Stricken or discharged	--	--	251
Committed to grand jury	--	--	462
Committed to circuit court	--	--	204

Traffic dispositions

	DWI/DUI	Parking	Other traffic violation	Total
Nolle prosequi	32	1,100	1,528	2,660
Total conviction	1,501	12,523	49,279	63,303
Discharge/dismissal	117	46,415	21,904	68,436
Stricken	77	9,907	35,148	45,132
Bail forfeiture	45	361,856	69,324	431,225
Commitment to circuit court, jury trial demanded	13	204	135	352

Boldface headings indicate the classification used by the NCSP.
X = The data for this case type are known to be included in the total but were not available by category.
-- = Not applicable.

[c]Judge information:
The five district judges in the second, third, and fifth circuits hear Family Court cases in addition to their regular assignments. These Family Court cases are displayed with the Circuit Court data in this report.
[d]Case definition or unit of count:
A civil case is counted with the filing of a petition or complaint.
The criminal case unit of count is the individual offense on the information or complaint.
A non-jury trial is counted at the point when an opening statement or the introduction of any evidence occurs.

Source: Administrative Director of the Courts, State of Hawaii: Annual Report 1976-1977 (Honolulu, Hawaii: 1978). Statistics are from the annual report except that totals have been computed where necessary.

IDAHO COURT SYSTEM, 1977

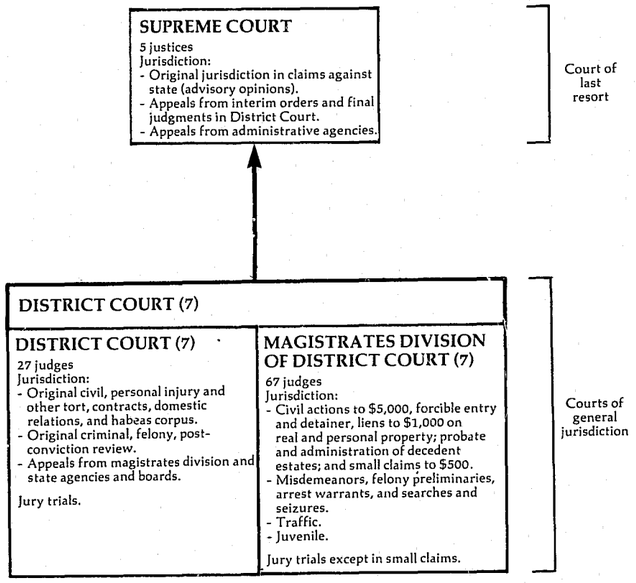

IDAHO SUPREME COURT
Court of last resort
5 justices
January 1, 1977 to December 31, 1977

	Beginning pending	Filed[j]	Disposed	End pending
Cases:				
Appeals:				
Civil:				
Auto negligence	6	2	3	5
Other negligence	4	2	3	3
Tax appeals	10	1	2	9
Domestic relations	16	12	13	15
Environment/zoning	3	0	2	1
Other	185[f]	175	117	243
Total	224[f]	192	140	276
Criminal:				
Judgments	82[f]	80	61	101
Other	14	21	18	17
Total	96[f]	101	79	118
Postconviction remedy:				
Postconviction relief	7[f]	3	5	5
Habeas corpus appeals	8	3	6	5
Total	15[f]	6	11	10
Appeal of administrative agency case:				
Workmen's compensation	35	27	30	32
Public utility commission	9	8	4	13
Total	44	35	34	45
Juvenile:				
YRA and CPA[j]	1	5	1	5
Other appeals:				
Interlocutory appeals	0	6	2	4
Total appeals	380[f]	345	267	458
Other cases:				
Original proceedings:				
Original jurisdiction:				
Habeas corpus	0[f]	7	5	2
Mandamus	4	10	10	4
Prohibition	3[f]	3	5	1
Other	8	8	15	1
Total	15	28	35	8
Disciplinary matter:				
Disciplinary	4	1	2	3
Total	19	29	37	11
Requests to appeal	19	29	37	11
Total other cases				
Total cases	399[f]	374	304	469
Other proceedings:				
Rehearing requests	31[h]	40	33	38[l]
Other matters:				
Extension of time	266[h]	486	480	272[l]
Motion to dismiss	114[h]	148	137	125[l]
Other	269[h]	429	392	306[l]
Total	649[h]	1,063	1,009	703[l]
Total other proceedings	680	1,103	1,042	741

Manner of disposition

	Appeals				Original jurisdiction	
	Civil and juvenile	Criminal and postconviction remedy	Administrative agency	Total		Total
Cases disposed with opinion	90	50	25	165	4	169[m]
Number of majority opinions	78	23	17	118	4	122[m]
Per curiam opinions	12	27	8	47	0	47[m]
Cases disposed without opinion	53	40	9	102	31	133

Boldface headings indicate the classifications used by the NCSP.
Blank space = Not enough information is known. The case category may or may not be handled by the court.
N/A = This case type is handled by the court, but the data are unavailable.

[f]Beginning pending figure for the 1977 court year does not equal the end pending figure for the 1976 court year:
Corrections were made based on an inventory of cases.
[h]Figure was computed:
Beginning pending figure was calculated from filing, disposition, and end pending data.
[j]Explanation of data included in the category:
Filed figures include cases added and cases transferred.
YRA cases are juvenile delinquency cases filed under the Youth Rehabilitation Act. CPA cases involve dependent or neglected children petitions filed under the Child Protection Act.
[l]Special source or revision in the data:
End pending data for other proceedings were supplied by the clerk of the court during data verification.
[m]Information on disposition type or trial data:
In addition to the 122 majority and 47 per curiam opinions, there were 27 dissenting and 21 special concurring opinions.

Source: Administrative Office of the Courts, The Idaho Courts 1977 Annual Report and The Idaho Courts 1977 Annual Report Appendix (Boise, Idaho). Statistics are from the annual report except that totals have been calculated where necessary, and additional data were supplied by the clerk of the court during data verification.

IDAHO DISTRICT COURT
Court of general jurisdiction
7 districts, 27 judges
January 1, 1977 to December 31, 1977

	Beginning pending	Filed	Disposed	End pending
Civil[d]:				
Tort:	1,246[fh]	953	949	1,250
Personal injury/property damage	0[fh]	3	0	3
Small claims				
Domestic relations:				
Support/custody:	654[fh]	498	708	444
Support proceedings	2[fh]	1	1	2
Adoption				
Other domestic relations:	2,276[fh]	2,487	3,315	1,448
Domestic relations	2,932[fh]	2,986	4,024	1,894
Total				
Estate:				
Probate/wills/intestate:	9[fh]	10	12	7
Informal estate	4[fh]	6	8	2
Formal estate	13[fh]	16	20	9
Total				
Guardianship/conservatorship/trusteeship:	3[fh]	2	3	2
Guardianship of minors	1[h]	2	1	2
Guardianship of incapacitated	4[fh]	4	4	4
Total	17[fh]	20	24	13
Total				
Appeal:				
Appeal of trial court case:	133[fh]	192	148	177
Civil appeal	24[fh]	33	27	30
Special proceeding appeal[j]	157[fh]	225	175	207
Total				
Extraordinary writ:	62[fh]	136	140	58
Habeas corpus				
Other civil:	3,852[fh]	3,835	3,662	4,025
Other complaints and petitions	30[fh]	82	71	41
All other special hearings	3,882[fh]	3,917	3,733	4,066
Total				
Total civil	8,296[fh]	8,240	9,045	7,491
Criminal[d]:				
Felony:	164[fh]	440	430	174
Felony--drug	74[fh]	188	173	89
Felony--driving while intoxicated	681[fh]	2,309	2,151	839
Other felony	919[fh]	2,937	2,754	1,102
Total				
Misdemeanor:	47[fh]	84	116	15
Misdemeanor--drug	30[fh]	207	209	28
Other misdemeanor	77[fh]	291	325	43
Total	59[fh]	96	100	55
Appeal				
Total criminal	1,055[fh]	3,324	3,179	1,200
Traffic:				
DWI/DUI:	2[fh]	14	16	0
Misdemeanor--driving while intoxicated				
Other traffic violation:	2[fh]	3	3	2
Traffic				
Total traffic	4[fh]	17	19	2
Juvenile:				
Criminal-type offense:	1[fh]	1	0	2
Youth Rehabilitation Act--other				
Non-offense:	1[fh]	2	2	1
Child Protection Act				
Total juvenile	2[fh]	3	2	3
Grand total	9,357[fh]	11,584	12,245	8,696

(continued on the next page)

	Trial[d]		
Civil:		**Criminal:**	
Tort	211	**Felony**	1,859
Small claims	0	**Misdemeanor**	228
Domestic relations:		**Appeal**	42
Support/custody	192	Total criminal	2,129
Adoption	1	**Traffic:**	
Other domestic relations	2,048	**DWI/DUI**	8
Total	2,241	**Other traffic violation**	1
Estate:		Total traffic	9
Probate/wills/intestate	14	**Juvenile:**	
Guardianship/conservator-ship trusteeship	2	**Criminal-type offense**	0
Total	16	**Non-offense**	1
Appeal:		Total juvenile	1
Appeal of trial court case	81		
Extraordinary writ	33		
Other civil	1,258		
Total civil	3,840		
Grand total	5,979		

Time interval (average days)	
Days to disposition:	
Civil	310
Criminal	93

Boldface headings indicate the classification used by the NCSP.

[d]Case definition or unit of count:
A civil case is counted with the filing of a petition or complaint.
The criminal case unit of count is the number of defendants on the information or indictment.
A trial is counted when it has officially begun (the jury is sworn or there is an opening statement or the introduction of any evidence). Also included with the trial data are cases closed at hearings.

[f]Beginning pending figure for the 1977 court year does not equal the end pending figure for the 1976 court year:
Corrections were made to end pending figures for the 1977 court year based on an inventory of cases. This caused the beginning pending figures for the 1977 court year, computed from filed, disposed, and end pending figures, to be different from end pending figures reported for 1976.

[h]Figures were computed:
Beginning pending figures were computed from filing, disposition, and end pending data.

[j]Explanation of data included in the category:
Special proceeding appeals may include some juvenile appeals.

Source: Administrative Office of the Courts, The Idaho Courts 1977 Annual Report (Boise, Idaho). Statistics are from the annual report except that totals have been computed where necessary.

IDAHO MAGISTRATES DIVISION OF DISTRICT COURT[a]
Court of general jurisdiction
7 districts, 67 judges
January 1, 1977 to December 31, 1977

	Beginning pending	Filed	Disposed	End pending
Civil[d]:				
Tort:				
Personal injury/property damage	441[fh]	655	572	524
Small claims	2,196[fh]	11,807	11,547	2,456
Domestic relations:				
Support/custody:				
Support proceedings	940[fh]	2,412	1,956	1,396
Adoption	237[fh]	1,105	1,079	263
Other domestic relations:				
Domestic relations	1,661[fh]	6,415	5,653	2,423
Total	2,838[fh]	9,932	8,688	4,082
Estate:				
Probate/wills/intestate:				
Informal estate	1,888[fh]	2,664	2,276	2,276
Formal estate	1,216[fh]	1,073	1,181	1,108
Total	3,104[fh]	3,737	3,457	3,384
Guardianship/conservatorship/trusteeship:				
Guardianship of minors	187[fh]	224	154	257
Guardianship of incapacitated	194[fh]	188	161	221
Total	381[fh]	412	315	478
Total	3,485[fh]	4,149	3,772	3,862
Extraordinary writ:				
Habeas corpus	6[fh]	9	10	5
Other civil:				
Other complaints and petitions	5,802[fh]	10,062	9,504	6,360
All other special hearings	260[fh]	683	684	259
Total	6,062[fh]	10,745	10,188	6,619
Total civil	15,028[fh]	37,297	34,777	17,548

(continued on next page)

Idaho Magistrates Division of District Court (continued)

Criminal[d]:				
Misdemeanor:				
Misdemeanor--drug	198[fh]	1,148	1,142	204
Other misdemeanor	3,750[fh]	19,562	19,368	3,944
Total	3,948[fh]	20,710	20,510	4,148
Preliminary hearing:				
Felony--drug	86	619	633	72
Felony--driving while intoxicated	38[fh]	280	269	49
Felony--all other	1,288[fh]	4,511	4,258	1,541
Total	1,412[fh]	5,410	5,160	1,662
Total criminal	5,360[fh]	26,120	25,670	5,810
Traffic:				
DWI/DUI:				
Misdemeanor--driving while intoxicated	1,228[fh]	7,561	7,196	1,593
Juvenile--driving while intoxicated	1	3	2	2
Total	1,229	7,564	7,198	1,595
Other traffic violations:				
Traffic--other than driving while intoxicated	3,784[fh]	185,696	185,456	4,024
Total traffic	5,013[fh]	193,260	192,654	5,619
Juvenile:				
Criminal-type offense:				
Youth Rehabilitation Act--drug	81[fh]	238	259	60
Youth Rehabilitation Act--other	1,918[fh]	7,024	6,886	2,056
Total	1,999[fh]	7,262	7,145	2,116
Non-offense:				
Child Protection Act	252[fh]	468	490	230
Total juvenile	2,251[fh]	7,730	7,635	2,346
Grand total	27,652[fh]	264,407	260,736	31,323

Trial[d]

Civil:		**Criminal:**	
Tort	79	Misdemeanor	14,057
Small claims	7,100	Preliminary hearing	1,952
Domestic relations:		Total criminal	16,009
Support/custody	720	**Traffic:**	
Adoption	984	DWI/DUI	5,864
Other domestic relations	4,778	Other traffic violation	4,832
Total	6,482	Total traffic	10,696
Estate:		**Juvenile:**	
Probate/wills/intestate	1,828	Criminal-type offense	3,611
Guardianship/conservator- ship trusteeship	238	Non-offense	309
Total	2,066	Total juvenile	3,920
Extraordinary writ	6		
Other civil	1,833		
Total civil	17,566		

Grand total 48,191

Time interval (average days)

Days to disposition:	
Civil	137
Criminal	66

Boldface headings indicate the classifications used by the NCSP.

[a]Court jurisdiction:
The Magistrates Division is a division of the District Court and its data are included in the general jurisdiction section of the summary tables in Part I of this report.

[d]Case definition or unit of count:
A civil case is counted with the filing of a petition or complaint.
The criminal case unit of count is the number of defendants on the information, indictment, or complaint.
A trial is counted when it is officially begun (the jury is sworn or there is an opening statement or the introduction of any evidence). Also included with the trial data are cases closed at hearings.

[f]Beginning pending figure for the 1977 court year does not equal the end pending figure for the 1976 court year:
Corrections were made to end pending figures for the 1977 court year based on an inventory of cases. This caused the beginning pending figures for the 1977 court year, computed from filed, disposed, and end pending figures, to be different from end pending figures reported for 1976.

[h]Figures were computed:
Beginning pending figures were computed from filing, disposition, and end pending data.

Source: Administrative Office of the Courts, The Idaho Courts 1977 Annual Report (Boise, Idaho). Statistics are from the annual report except that totals have been computed where necessary.

ILLINOIS COURT SYSTEM, 1977

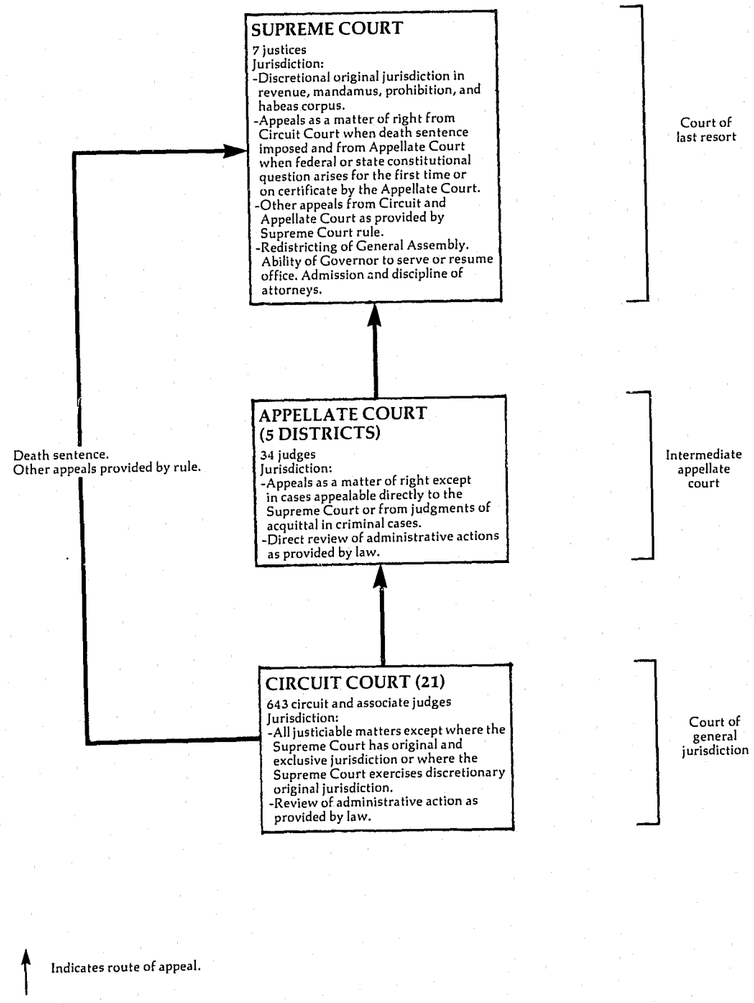

Preceding page blank

ILLINOIS SUPREME COURT
Court of last resort
7 justices
January 1, 1977 to December 31, 1977

	Beginning pending	Filed	Disposed	End pending
Cases:				
Appeals:				
Civil:				
Application for leave to appeal allowed	50	(81)[e]	74	57
Action for motion in public interest case [Rule 302(b)] allowed	22	(16)[e]	26	12
Statute held invalid [Rules 302(a)(1), 603]	10	12	11	11
Certificate of importance	2	6	3	5
Total	84	18 (97)[e]	114	85
Criminal:				
Application for leave to appeal allowed	54	(57)[e]	71	40
Action for motion in public interest case [Rule 302 (b)] allowed	3	(1)[e]	4	0
Statute held invalid [Rules 302(a)(1), 603]	11	6	15	2
Certificate of importance [Rule 316]	0	0	0	0
Death penalty [Rule 603]	1	0	1	0
Total	69	6 (58)[e]	91	42
Appeal of administrative agency case:				
Industrial Commission[a] [Rules 302(a)(2)]	34	40	32	42
Total appeals	187	64 (155)[e]	237	169
Other cases:				
Original proceedings:				
Civil:				
Original action motions (including Rule 381 motions)	2	34	30 (2)[e]	4
Original action motions allowed	7	(2)[e]	8	1
Miscellaneous	0	10	10	0
Total civil	9	44 (2)[e]	48 (2)[e]	5
Criminal:				
Original action motions (including Rule 381 motions)	2	26	25 (2)[e]	1
Original action motions allowed	1	(2)[e]	3	0
Miscellaneous	0	19	19	0
Total criminal	3	45 (2)[e]	47 (2)[e]	1
Disciplinary matter:				
Attorney disciplinary	6	14	11	9
Total	18	103 (4)[e]	106 (4)[e]	15
Requests to appeal:				
Civil:				
Petition of leave to appeal	65	443	338 (81)[e]	89
Petition for public interest [Rule 302(b)] motion	0	47	30 (16)[e]	1
Total civil	65	490	368 (97)[e]	90
Criminal:				
Petition for leave to appeal	81	475	404 (57)[e]	95
Petition for public interest [Rule 302(b)] motion	0	7	6 (1)[e]	0
Total criminal	81	482	410 (58)[e]	95
Total	146	972	778 (155)[e]	185
Total other cases	164	1,075 (4)[e]	884 (159)[e]	200
Total cases	351	1,139 (159)[e]	1,121 (159)[e]	369
Other proceedings:				
Rehearing requests:				
Petition for rehearing	N/A	N/A	68	N/A
Other matters:				
Other motions	N/A	N/A	1,627	N/A
Total other proceedings	N/A	N/A	1,695	N/A

Manner of disposition
Full opinion 219
Supervisory orders 8

Boldface headings indicate the classifications used by the NCSP.
N/A = This case type is handled by the court, but the data are unavailable.

[e]Cases not included in the total to avoid double counting:
Petitions for leave to appeal, Rule 302(b) motions, and original action motions are counted as requests to appeal or original proceedings filings when denied, a disposition is counted; when granted, the case becomes an appeal or original proceeding, but a new filing is not counted. When the appeal or original proceeding is concluded, a disposition is counted. The granted petitions and motions are the numbers appearing in parentheses.

Source: Administrative Office of the Illinois Courts, 1977 Annual Report of the Supreme Court of Illinois (Chicago, Illinois: March, 1978). Statistics are from the annual report except that totals have been computed where necessary.

ILLINOIS APPELLATE COURT
Intermediate appellate court
5 districts, 34 judges
January 1, 1977 to December 31, 1977

	Beginning pending	Filed	Disposed	End pending
Cases:				
Appeals:				
Civil	1,983	1,939	2,091	1,832[S]
Criminal	2,128	2,442	2,488	2,081[S]
Total appeals	4,111	4,381	4,579	3,913
Total cases	4,111	4,381	4,579	3,913

Disposition of appeals

	Civil				Criminal			
	By opinion	By order	Without opinion or order	Total	By opinion	By order	Without opinion or order	Total
Affirmed	640	162	--	802	607	841	--	1,448
Modified	10	4	--	14	18	17	--	35
Reversed	373	61	--	434	279	107	--	386
Affirmed in part	125	10	--	135	106	83	--	189
Reversed and remanded	0	0	0	0	0	0	1	1
Remanded with direction for further proceeding	--	--	4	4	--	--	9	9
Dismissed	33	18	596	647	11	23	286	320
Transferred	--	--	15	15	--	--	6	6
Leave to appeal denied	--	--	32	32	--	--	4	4
Motion for leave to file late notice of appeal denied	--	--	10	10	--	--	26	26
Summary reduction or modification of sentence	--	--	--	--	--	--	1	1
Bail order entered	--	--	--	--	--	--	33	33
Confession of error	--	--	--	--	--	--	25	25
Other dispositions	--	--	1	1	--	--	2	2
Total	1,181	255	658	2,094	1,021	1,071	393	2,485

Manner of disposition

	Civil	Criminal	Total
Majority opinion	X	X	2,032[m]
Per curiam	X	X	6
Rule 23 order	255	1,071	1,326
Without opinion or order	658	393	1,051

Time interval (months)

	Number of cases					
	Under 6 months	6 to 12 months	12 to 18 months	18 to 24 months	24 to 36 months	Over 36 months
Date of filing to date of disposition:						
Civil	470	714	566	233	94	12
Criminal	370	1,000	747	248	113	10
Date briefs filed to date of disposition:						
Civil	1,139	686	182	19	2	0
Criminal	1,657	559	122	5	1	0

Boldface headings indicate the classifications used by the NCSP.
-- Not applicable.
X = The data for this case type are known to be included in the total but were not available by category.

[S]Change in pending does not equal the difference between filings and dispositions.
Figures are as reported in the annual report, and indicates an adjustment in classification of 1 case from the criminal to the civil category.
[m]Information on disposition type or trial data:
There were 43 specially concurring, 144 dissenting, and 31 supplemental opinions filed in the court.

Source: Administrative Office of the Illinois Courts, 1977 Annual Report of the Supreme Court of Illinois (Chicago, Illinois: March, 1978).
Statistics are from the annual report except that totals have been computed where necessary.

ILLINOIS CIRCUIT COURT
Court of general jurisdiction
21 circuits, 643 circuit and associate judges
January 1, 1977 to December 31, 1977

	Beginning pending	Filed[j]	Disposed	End pending
Civil[d]:				
Law:				
Law $15,000 and under	69,385	153,583	138,933[k]	83,078[S]
Law over $15,000	66,958	35,317	28,079[k]	74,090[S]
Total	136,343	188,900	167,012	157,168[S]
Small claims	39,288	172,792	175,082	39,276[S]
Real property rights:				
Eminent domain	1,370	504	789	1,075[S]
Equity:				
Chancery	34,337	24,282	20,602	37,890[S]
Domestic relations:				
Marriage dissolution:				
Divorce	37,204	67,025	66,064	38,049[S]
Other domestic relations:				
Family	18,868	20,188	17,977	20,655[S]
Total	56,072	87,213	84,041	58,704[S]
Estate:				
Probate/wills/intestate:				
Probate	N/A	33,929	29,887	N/A
Mental health	1,473	8,290	8,211	1,302[S]
Appeal:				
Appeal of administrative agency case:				
Tax	121,674	113,005	99,276	135,363[S]
Municipal corporations	461	147	130	466[S]
Total	122,135	113,152	99,406	135,829[S]
Other civil:				
Miscellaneous remedies	6,238	6,604	5,652	6,999[S]
Total civil	397,256[i]	635,666	590,682	438,243[S][i]
Criminal[d]:				
Felony	20,511	31,663	31,462	20,355[S]
Misdemeanor:				
Misdemeanors[j]	33,799[i]	422,954	382,860	33,123[S][i]
Conservation violations	N/A	7,192	6,970	N/A
Total	33,799[i]	430,146	389,830	33,123[S][i]
Ordinance violation	N/A	57,525	55,495	N/A
Total criminal	54,310[i]	519,334	476,787	53,478[S][i]
Traffic:				
Total traffic	N/A	2,343,770	2,273,266	N/A
Juvenile:				
Total juvenile	12,808	25,686	28,287	13,116[S]
Grand total	464,374[i]	3,524,456	3,369,022	504,837[S][i]

Trial[d]

	Jury	Non-jury	Total
Civil:			
Law:			
Law $1,000 to $15,000	380	N/A	380[i]
Law over $15,000	1,039	N/A	1,039[i]
Total[k]	1,419	N/A	1,419[i]
Criminal (felony)[m]	1,275[l]	2,623[l]	3,898
Grand total	2,694	2,623[i]	5,317[i]

Criminal dispositions[m]

	Felony
Jury trial:	
Conviction	903
Acquittal	372
Non-jury trial:	
Conviction	1,448
Acquittal	1,033
Plea of guilty	17,827
Reduced to misdemeanor	2,923
Convicted of misdemeanor	142
Discharged at preliminary hearing	742
Dismissal	12,499
Found unfit to stand trial	119

Time interval (average months)

Date of filing to date of verdict:	
Law--jury	31.7

(continued on next page)

Boldface headings indicate the classifications used by the NCSP.
N/A = This case type is handled by the court, but the data are unavailable.
X = The data for this case type are known to be included in the total but were not available by category.

[d]Case definition or unit of count:
A civil case is counted with the filing of a petition or complaint.
The criminal case unit of count is the number of informations, indictments, or complaints. Each defendant is counted for criminal trials and criminal dispositions.
A trial is counted if tried to verdict or decision.
[g]Change in pending does not equal the difference between filings and dispositions:
Figures were adjusted by reason of a physical inventory.
[i]Data are not complete:
Civil total pendings do not include pending cases for estate.
Misdemeanors pending do not include data for Cook County.
Misdemeanor total pendings do not include data for conservation violations and misdemeanors pending in Cook County.
Criminal total pendings do not include pending cases for conservation violations, ordinance violation, and misdemeanors in Cook County.
Grand total pendings do not include pending cases for estate, conservation violations, ordinance violation, misdemeanors in Cook County, and traffic.
Grand total non-jury trial data only include criminal felony trials.
Grand total trial data do not include civil non-jury trial data.
[j]Explanation of data in the category:
Filed includes cases that have been transferred in and transferred out of the court's jurisdiction. Cases transferred in are added to the original filings, while cases transferred out are subtracted. Postjudgment and posttermination matters are not included.
Misdemeanor cases include ordinance violation, conservation violations and preliminary hearings in felony cases in the Circuit Court of Cook County.
[k]Additional information:
Of the 33,158 law--jury cases, 1,419 were terminated by jury verdict.
[l]Special source or revision in the data:
The breakdown of criminal felony trials into jury and non-jury categories was provided by the administrative office of the court during data verification.
[m]Categories for disposition type or trial data:
Criminal trials and criminal dispositions are for felony cases only.

Source: Administrative Office of the Illinois Courts, 1977 Annual Report of the Supreme Court of Illinois (Chicago, Illinois: March, 1978). Statistics are from the annual report except that totals have been computed where necessary.

INDIANA COURT SYSTEM, 1977

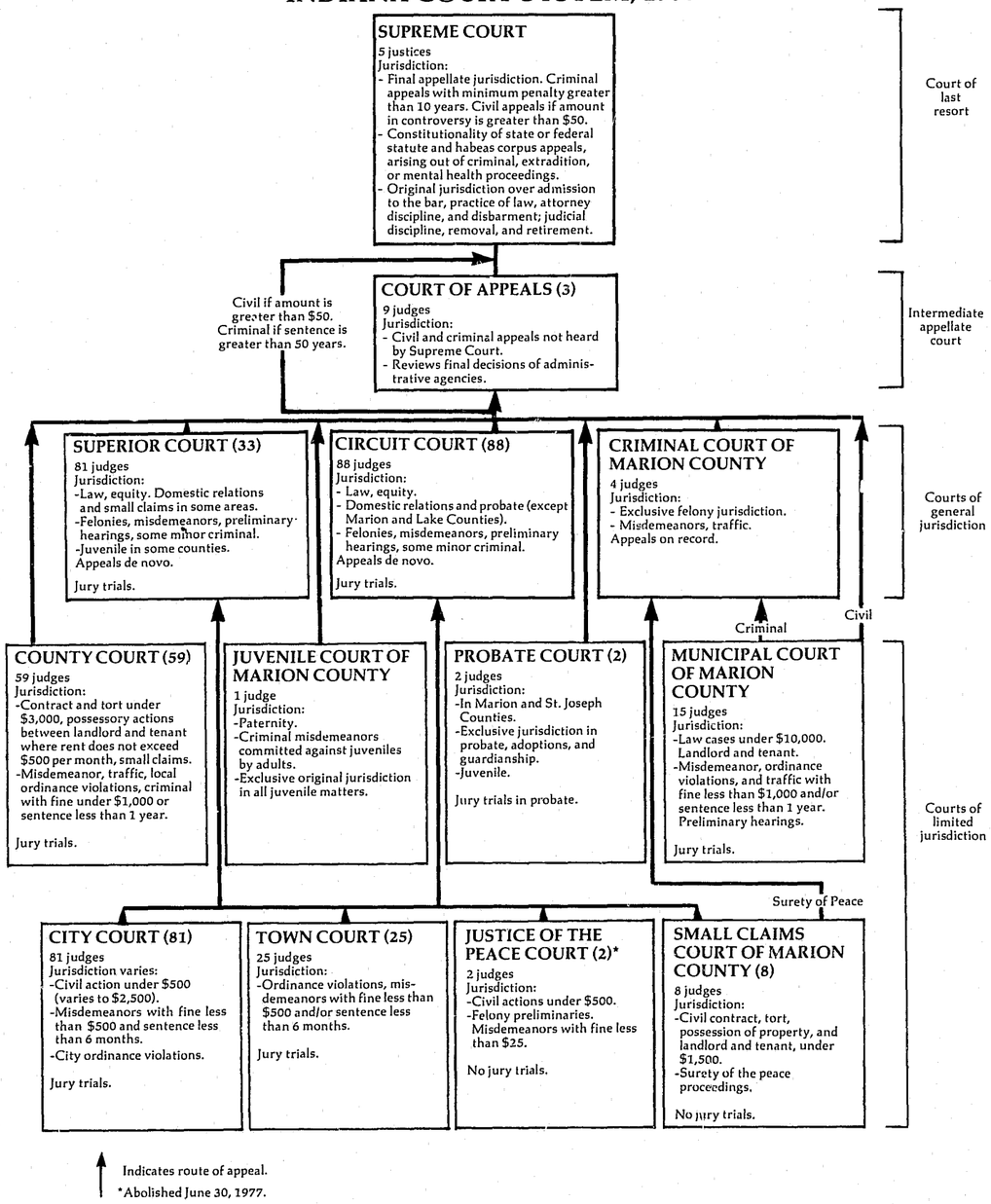

Preceding page blank

INDIANA SUPREME COURT
Court of last resort
5 justices
January 1, 1977 to December 31, 1977

	Beginning pending	Filed	Disposed	End pending
Cases:				
Appeals:				
Direct appeals	X	X	138	X
Civil after petitions to transfer granted	X	(13)[e]	12	X
Criminal after petitions to transfer granted	X	(N/A)[e]	6	X
Total appeals	X	X (13)[e,i]	156	X
Other cases:				
Original proceedings:				
Original jurisdiction:				
Original actions	X	X	9	X
Writs	0	54	54	0
Total	X	X	63	X
Disciplinary matter:				
Disciplinary cases	X	X	6	X
Total	X	X	69	X
Requests to appeal:				
Civil petitions to transfer	0	140	121 (13)[e]	0
Criminal petitions to transfer	X	X	60 (N/A)[e]	X
Total	X	X	181 (13)[e,i]	X
Total other cases	X	X	250 (13)[e,i]	X
Total cases	80[l]	476[h] (13)[e,i]	406 (13)[e,i]	150
Other proceedings:				
Other matters:				
Petitions for extension of time	N/A	N/A	525	N/A
Special judge matters	N/A	N/A	672	N/A
Hearing officers in disciplinary matters	N/A	N/A	17	N/A
Total other proceedings	N/A	N/A	1,214	N/A

Manner of disposition

	Appeals	Original jurisdiction	Disciplinary	Total
Majority opinion	156	9	0	165[m]
Per curiam	0	0	6	6

Boldface headings indicate the classifications used by the NCSP.
N/A = This case type is handled by the court, but the data are unavailable.
X = The data for this case type are known to be included in the total but were not available by category.

[e]Cases not included in the total to avoid double counting:
Requests to appeal granted are not counted as dispositions until the appeal is disposed; the filing of the resulting appeal is not counted as a new filing. These granted requests to appeal cases are the numbers appearing in the parentheses.
[h]Figure was computed:
Filing figure was computed from disposition and pending data.
[i]Data are not complete:
The number of criminal petitions to transfer granted was not available, and is therefore not included in the total appeals filed, total cases filed figures, requests to appeal disposed, total other cases disposed, or total cases disposed.
[l]Special source or revision in data:
The beginning pending total cases figure was obtained from the 1976 annual report where it was given as the end pending figure for the 1976 court year.
[m]Information or disposition type or trial data:
There were 15 concurring opinions and 29 dissenting opinions in addition to the 165 majority opinions filed.

Source: Division of State Court Administration, 1977 Indiana Judicial Report (Indianapolis, Indiana). Statistics are from the annual report except that totals have been computed where necessary.

INDIANA COURT OF APPEALS
Intermediate appellate court
3 districts, 9 judges
January 1, 1977 to December 31, 1977

	Beginning pending	Filed[j]	Disposed	End pending
Cases:				
Appeals:				
Civil	X	402	X	X
Criminal	X	434	X	X
Other appeals:				
Expedited cases	X	47	X	X
Total appeals	627[f]	883	758	752
Other cases:				
Requests to appeal				
Total other cases				
Total cases	627[f]	883	758	752
Other proceedings:				
Other matters:				
Motions to dismiss/affirm	43	171	179	35
Motions, petitions for time, and miscellaneous orders handed down	--	2,928	2,928	--
Total	43	3,099	3,107	35
Total other proceedings	43	3,099	3,107	35

Manner of disposition		Age of pending cases (months)	
Opinion (majority)	737[m]	Less than 3 months	194
Order	21	Between 3 and 6 months	169
		Between 6 and 9 months	124
		Over 9 months	265

Boldface headings indicate the classifications used by the NCSP.
Blank space = Not enough information is known. The case category may or may not be handled by the court.
X = The data for this case type are known to be included in the total but were not available by category.
-- = Not applicable.

[f]Beginning pending figure for the 1977 court year does not equal the end pending figure for the 1976 court year:
Figures are as given in the annual report.
[j]Explanation of data included in the category:
Filed cases are "fully briefed cases" forwarded to the court by the clerk's office.
Pending cases are "fully briefed cases" that have been filed but not disposed.
[m]Information on disposition type or trial data:
There were a total of 92 concurring and dissenting opinions filed in addition to the 737 majority opinions.

Source: Division of State Court Administration, 1977 Indiana Judicial Report (Indianapolis, Indiana). Statistics are from the annual report except that totals have been computed where necessary.

INDIANA SUPERIOR COURT AND CIRCUIT COURT
Court of general jurisdiction
33 counties, 81 judges; 88 circuits, 88 judges
January 1, 1977 to December 31, 1977

	Beginning pending	Filed	Disposed	End pending
Civil[d]:				
Small claims (County Court function)[k]	6,099[fh]	26,338	22,385	10,052
Domestic relations:				
Marriage dissolution:				
Dissolution	34,237[h]	46,382	47,492	33,127
Redocketed dissolutions	10,849[h]	26,148	23,170	13,827
Total	45,086[h]	72,530	70,662	46,954
Estate:				
Guardianship/conservatorship/trusteeship:				
Guardianship	30,554[h]	3,938	6,622	27,870
Other estate:				
Probate/adoption	33,500[h]	18,759	16,524	35,735
Total	64,054[h]	22,697	23,146	63,605
Other civil:				
Civil	71,539[h]	42,062	50,510	63,091
Redocketed civil	15,220[h]	14,722	10,732	19,210
Plenary proceedings[k]	798[fh]	244	240	802
Redocketed civil (County Court function)[k]	2,453[fh]	11,014	8,665	4,802
Total	90,010[h]	68,042	70,147	87,905
Total civil	205,249[h]	189,607	186,340	208,516

(continued on next page)

	Beginning pending	Filed	Disposed	End pending
Criminal[d]:				
Misdemeanor:				
Criminal (County Court function)[k]	3,475[fh]	15,588	13,138	5,925
Redocketed criminal (County Court function)[k]	14[fh]	559	558	15
Total	3,489[h]	16,147	13,696	5,940
Felony/misdemeanor:				
Criminal	16,552[h]	13,159	15,176	14,535
Redocketed criminal	1,107[h]	1,647	1,643	1,111
Total	17,659[h]	14,806	16,819	15,646
Preliminary hearing:				
Other (County Court function)[jk]	111[fh]	2,016	1,992	135
Other criminal:				
Other[j]	8,009[h]	15,220	16,210	7,019
Total criminal	29,268[h]	48,189	48,717	28,740
Traffic:				
Other traffic violation:				
Nonfelony traffic	0	1,360	494	4108
Nonfelony traffic (County Court function)[k]	5,362[fh]	93,400	91,820	6,942
Total	5,362[fh]	94,760	92,314	7,3528
Total traffic	5,362[fh]	94,760	92,314	7,3528
Juvenile:				
Total juvenile	9,229[h]	15,776	14,908	10,097
Grand total	249,108[fh]	348,332[k]	342,279	254,7058

Trial[d]

	Superior and Circuit Court			
	Criminal	Civil plenary	Other[m]	Total
Jury	846	874	749	2,469
Non-jury	1,355	11,284	87,975	100,614
Total	2,201	12,158	88,724	103,083

	County Court function			
	Criminal	Civil plenary	Other[m]	Total
Jury	18	62	27	107
Non-jury	1,773	4,996	5,598	12,367
Total	1,791	5,058	5,625	12,474
Grand total	3,992	17,216	94,349	115,557

Type of disposition

	Superior and Circuit Court	County Court function	Total
Dismissed	54,393	12,940	67,333
Guilty plea	8,234	31,573	39,807
Default	13,906	10,680	24,586
Settled	14,387	6,232	20,619
Closed	1,531	--	1,531
Transferred	3,239	130	3,369
Venued out	4,485	98	4,583
Traffic Violations Bureau	9	60,712	60,721
Failure to appear	--	1,943	1,943

Boldface headings indicate the classifications used by the NCSP.
-- = Not applicable.

[d]Case definition or unit of count:
A civil case is counted with the filing of a petition or complaint.
The criminal case unit of count is the number of informations, indictments, or complaints.
A trial is counted if tried to verdict or decision.
[f]Beginning pending figure for the 1977 court year does not equal the end pending figure for the 1976 court year:
Figures are as calculated from data given in the annual report.
[g]Change in pending does not equal the difference between filings and dispositions:
Figures are as reported in the annual report.
[h]Figure was computed:
Beginning pending figures were calculated from filing, disposition, and end pending data.
[j]Explanation of data included in the category:
"Other" includes all matters adjudicated in the court that have not been specifically listed. These include probable cause hearings, petitions for writs of habeas corpus, commitment proceedings, waiver hearings, and informal juvenile hearings. It was determined from the data that many of these were probable cause cases when handled as a County Court function. The "other" category cases are listed as other criminal for the regular functions of the court.
[k]Additional information:
Case categories identified as "County Court function" are cases that were handled by the Superior Court or Circuit Court, but are normally handled by the County Court.
Cases filed also include 4,618 cases "venued in".
[m]Categories for disposition type or trial data:
"Other" trials include data for trials in small claims, domestic relations, estate, traffic, juvenile, preliminary hearing, and other criminal.

Source: Division of State Court Administration, 1977 Indiana Judicial Report (Indianapolis, Indiana). Statistics are from the annual report except that totals have been computed where necessary.

CRIMINAL COURT OF MARION COUNTY, INDIANA
Court of general jurisdiction
1 court, 4 judges
January 1, 1977 to December 31, 1977

	Beginning pending	Filed	Disposed	End pending
Criminal[d]:				
Felony/misdemeanor:	794[fh]	1,854	1,973	675
Criminal	62[fh]	50	44	68
Redocketed criminal	856[fh]	1,904	2,017	743
Total	5[h]	46	51	0
Other criminal	861[fh]	1,950[k]	2,068	743
Total criminal	861[fh]	1,950[k]	2,068	743
Grand total				

Trial[d]

	Jury	Non-jury	Total
Criminal	198	188	386

Criminal dispositions

Guilty plea	838
Dismissed	447
Transferred	169
Closed	72
Venued out	117
Settled	10

Boldface headings indicate the classifications used by the NCSP.

[d]Case definition or unit of count:
The criminal case unit of count is the number of informations, indictments, or complaints.
A trial is counted if tried to verdict or decision.
[f]Beginning figure for the 1977 court year does not equal the end pending figure for the 1976 court year:
Figures are as calculated from data contained in the annual report.
[h]Figure was computed:
Beginning pending figure was calculated from filing, disposition, and end pending data.
[k]Additional information:
Sixty-five of the cases filed were "venued in".

Source: Division of State Court Administrator, 1977 Indiana Judicial Report (Indianapolis, Indiana). Statistics are from the annual report except that totals have been computed where necessary.

INDIANA COUNTY COURT
Court of limited jurisdiction
59 courts, 59 judges
January 1, 1977 to December 31, 1977

	Beginning pending	Filed	Disposed	End pending
Civil[d]:	12,368[h]	49,793	46,108	16,053
Small claims				
Other civil:	1,153[h]	3,306	2,498	1,961
Plenary proceedings	3,584[h]	13,958	7,862	9,680
Redocketed civil	4,737[h]	17,264	10,360	11,641
Total	17,105[h]	67,057	56,468	27,694
Total civil				
Criminal[d]:				
Misdemeanor:	6,616[h]	30,975	27,738	9,853
Criminal	47[h]	362	273	136
Redocketed criminal	6,663[h]	31,337	28,011	9,989
Total				
Preliminary hearing:	154[h]	1,199	1,089	264
Other[j]	6,817[h]	32,536	29,100	10,253
Total criminal				
Traffic:				
Other traffic violation:	15,686[h]	136,787	129,810	22,663
Nonfelony traffic	15,686[h]	136,787	129,810	22,663
Total traffic				
Grand total	39,608[fh]	236,380	215,378	60,610

(continued on next page)

Trial[d]

	Jury	Non-jury	Total
Civil	32	11,758	11,790
Criminal	119	3,795	3,914
Other[m]	54	10,184	10,238
Grand total	205	25,737	25,942

Type of disposition

Plea	58,268
Dismissed	23,879
Default	18,059
Traffic Violations Bureau	73,109
Settled	9,498
Failed to appear	4,767
Transferred out	741
Venued out	545

Boldface headings indicate the classifications used by the NCSP.

[d]Case definition or unit of count:
A civil case is counted with the filing of a petition or complaint.
The criminal case unit of count is the number of informations, indictments, or complaints.
A trial is counted if tried to verdict or decision.
[f]Beginning pending figure for the 1977 court year does not equal the end pending figure for the 1976 court year:
Figures are given as calculated from data contained in the annual report.
[h]Figure was computed:
Beginning pending figure was computed from filings, dispositions, and end pending data.
[j]Explanation of data included in the category:
"Other" category includes all matters adjudicated in the court that have not been specifically listed. These include probable cause hearings, petitions for writs of habeas corpus, commitment proceedings, and waiver hearings. It was determined from the data that many of these cases were probable cause cases.
[m]Information on disposition type or trial data:
"Other" trials include data for trials in small claims, traffic, and preliminary hearing cases.

Source: Division of State Court Administration, 1977 Indiana Judicial Report (Indianapolis, Indiana). Statistics are from the annual report except that totals have been computed where necessary.

MUNICIPAL COURT OF MARION COUNTY, INDIANA
Court of limited jurisdiction
1 court, 11 full-time and 4 part-time judges
January 1, 1977 to December 31, 1977

	Beginning pending	Filed	Disposed	End pending
Civil[d]:				
Law:	3,796[fh]	7,919	8,618	3,097
Civil	568[fh]	7,380	6,591	1,357
Redocketed civil	--	3	--	--
Venued in	4,364[fh]	15,302	15,209	4,454
Total	4,364[fh]	15,302	15,209[k]	4,454[g]
Total civil				
Criminal[d]:				
Misdemeanor:	14,729[fh]	58,423	38,244	34,908
Criminal	14,729[fh]	58,423	38,244[k]	34,908
Total criminal				
Traffic:				
Other traffic violation:	27,656[fh]	79,916	75,248	32,324
Nonfelony traffic	27,656[fh]	79,916	75,248[k]	32,324
Total traffic				
Grand total	46,749[fh]	153,641	128,825[k]	71,686[g]

Trial[d]

	Jury	Non-jury	Total
Civil	51	787	838
Criminal	223	5,387	5,610
Other	56	7,326	7,382
Grand total	330	13,500	13,830

Type of disposition

Plea	69,282
Dismissed	28,271
Default	4,858
Traffic Violations Bureau	9,639
Settled	509
Transferred out	42
Venued out	65

Boldface headings indicate the classifications used by the NCSP.
-- = Not applicable.

[d]Case definition or unit of count:
A civil case is counted with the filing of a petition or complaint.
The criminal case unit of count is the number of informations, indictments, or complaints.
A trial is counted if tried to verdict or decision.
[f]Beginning pending figure for the 1977 court year does not equal the end pending figure for the 1976 court year:
Figures are given as calculated from data contained in the annual report.
[g]Change in pending does not equal the difference between filings and dispositions:
Figures are as reported in the annual report.
[h]Figure was computed:
Beginning pending figure was computed from filing, disposition, and end pending data.
[k]Additional information:
Grand total disposed figure also includes 124 cases which were disposed that could not be identified by specific case category.

Source: Division of State Court Administration, 1977 Indiana Judicial Report (Indianapolis, Indiana). Statistics are from the annual report except that totals have been computed where necessary.

INDIANA PROBATE COURT
Court of limited jurisdiction
2 courts, 2 judges
January 1, 1977 to December 31, 1977

	Beginning pending	Filed	Disposed	End pending
Civil[d]:				
Law:				
Civil	501[fh]	327	452	376
Redocketed civil	0	16	3	13
Total	501[fh]	343	455	389
Estate:				
Guardianship/conservatorship/trusteeship:				
Guardianship	4,838	858	588	5,108
Other estate:				
Probate/adoption	4,275	3,455	3,437	4,293
Total	9,113	4,313	4,025	9,401
Other civil	830	524	489	865
Total civil	10,444	5,180	4,969	10,655
Juvenile:				
Total juvenile	890[h]	823	788	925
Grand total	11,334[fh]	6,003[k]	5,757	11,580

Trial[d]

	Jury	Non-jury	Total
Civil and juvenile	1	4,212	4,213

Civil and juvenile dispositions

Dismissed	484
Settled	173
Closed	881
Venued out	6

Boldface headings indicate the classifications used by the NCSP.

[d]Case definition or unit of count:
A civil case is counted with the filing of a petition or complaint.
A trial is counted if tried to verdict or decision.
[f]Beginning pending figure for the 1977 court year does not equal the end pending figure for the 1976 court year:
Figures are as calculated from filings, dispositions, and end pending data given in the annual report.
[h]Figure was computed:
Beginning pending figure was computed from the filing, disposition, and end pending data.
[k]Additional information:
Four of the filed cases were "venued in".

Source: Division of State Court Administration, 1977 Indiana Judicial Report (Indianapolis, Indiana). Statistics are from the annual report except that totals have been computed where necessary.

JUVENILE COURT OF MARION COUNTY, INDIANA
Court of limited jurisdiction
1 court, 1 judge
January 1, 1977 to December 31, 1977

	Beginning pending	Filed	Disposed	End pending
Criminal[d]:				
Misdemeanor:				
Criminal[j]	23[h]	26	41	8
Total criminal	23[h]	26	41	8
Juvenile:				
Other juvenile:				
Juvenile	1,541[h]	5,460	5,343	1,658
Other[j]	136[h]	200	0	336
Total	1,677[h]	5,660	5,343	1,994
Total juvenile	1,677[h]	5,660	5,343	1,994
Grand total	1,700[h]	5,686	5,384	2,002

Trial[d]

	Jury	Non-jury	Total
Criminal	0	24	24
Juvenile	4	4,116	4,120
Grand total	4	4,140	4,144

Criminal and juvenile dispositions

Guilty plea	449
Dismissed	68

Boldface headings indicate the classifications used by the NCSP.

[d]Case definition or unit of count:
The criminal case unit of count is the number of informations, indictments, or complaints.
A trial is counted if tried to verdict or decision.
[h]Figure was computed:
Beginning pending figures were computed from filings, dispositions, and end pending data.
[j]Explanation of data included in the category:
Criminal cases are misdemeanors committed against juveniles by adults.
Other cases are informal juvenile hearings.

Source: Division of State Court Administration, 1977 Indiana Judicial Report (Indianapolis, Indiana). Statistics are from the annual report except that totals have been computed where necessary.

INDIANA CITY COURT
Court of limited jurisdiction
≈81 courts, 81 judges
January 1, 1977 to December 31, 1977

There were no data for cases handled in the City Court for 1977.

INDIANA TOWN COURT
Court of limited jurisdiction
≈25 courts, 25 judges
January 1, 1977 to December 31, 1977

There were no data for cases handled in the Town Court for 1977.

INDIANA JUSTICE OF THE PEACE COURT
Court of limited jurisdiction
2 courts, 2 judges
January 1, 1977 to June 30, 1977

There were no data for cases handled in the Justice of the Peace Court for 1977. The final remaining Justice of the Peace Courts, located in Lake County, were abolished on June 30, 1977.

SMALL CLAIMS COURT OF MARION COUNTY, INDIANA
Court of limited jurisdiction
8 courts, 8 judges
January 1, 1977 to December 31, 1977

There were no data for cases handled in the Small Claims Court for 1977.

IOWA COURT SYSTEM, 1977

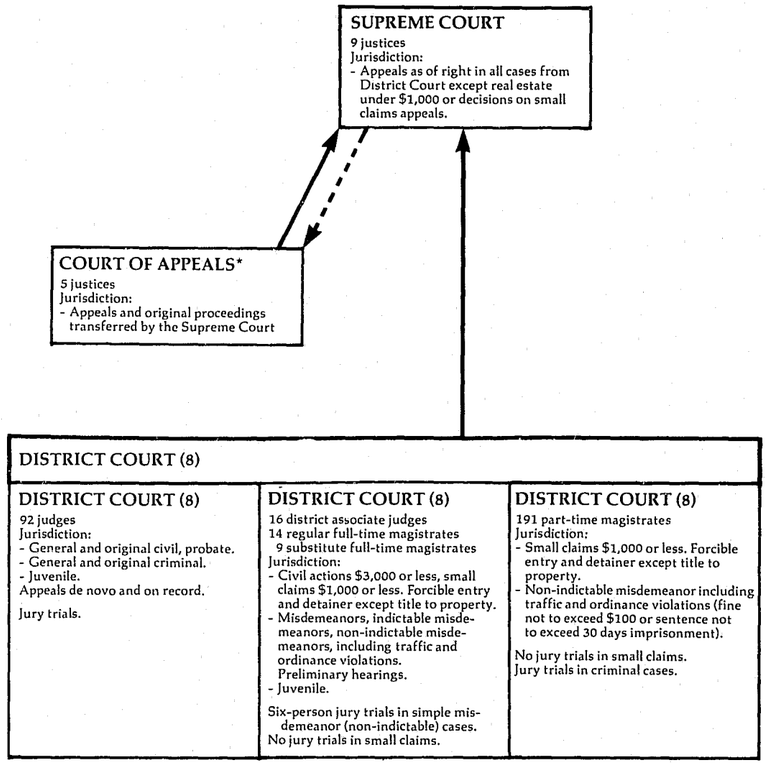

*Court of Appeals began hearing oral arguments and deciding cases in January, 1977.

IOWA SUPREME COURT
Court of last resort
9 justices
January 1, 1977 to December 31, 1977

	Beginning pending	Filed	Disposed	End pending
Cases:				
Appeals:				
Civil:				
Contracts	X	X	43	X
Contested child custody	X	X	11	X
Domestic relations not involving child custody	X	X	27	X
Property	X	X	25	X
Taxation	X	X	14	X
Tort	X	X	54	X
Trust, estates, wills	X	X	11	X
Other	X	X	31	X
Direct appeals from final judgments in civil cases	X	585	--	X
Writ of certiorari granted	X	(4)e	--	X
Interlocutory appeal granted	X	(7)e	--	X
Disposition by order or other mode prior to formal submission to the court	--	--	324k	--
Total	X	585 (11)e	540	X
Criminal:				
Guilty plea only	X	X	14	X
Guilty plea and sentencing only	X	X	4	X
Other	X	X	86	X
Direct appeals from final judgments in criminal cases	X	438j	--	X
Writ of certiorari granted	X	(8)e	--	X
Disposition by order or other mode prior to formal submission to the court	--	--	260k	--
Total	X	438j(8)e	364	X
Postconviction remedy:				
Postconviction relief	X	10	9	X
Appeal of administrative agency case:				
Administrative law	X	(j)	27	X
Total appeals	X	1,033 (19)e	940	X
Other cases:				
Original proceedings:				
Disciplinary:				
Lawyer disciplinary proceedings	X	(j)	4	X
Request to appeal:				
Civil:				
Petition for writ of certiorari	X	X	44 (4)e	X
Petition for permission to appeal interlocutory ruling	X	X	57 (7)e	X
Petition for discretionary review	X	X	16	X
Total	X	190	117 (11)e	X
Criminal:				
Petition for writ of certiorari	X	8	0 (8)e	X
Total	X	198	117 (19)e	X
Sentence review only:				
Sentencing only	X	(j)	14	X
Total other cases	X	198	135 (19)e	X
Total cases	1,078	1,231 (19)e	1,075 (19)e	8488
Other matters:				
Rehearing requests:				
Application for further review	0	80	80	0
Motions and orders	0	2,432	2,432	0
Total	0	2,512	2,512	0

Manner of disposition

	Civil[m]	Criminal[m]	Total
Signed opinion	213	74	287
Per curiam	40	42	82

Status of pending cases

	Civil[m]	Criminal[m]	Total
In work	323	248	571
Ready	157	27	184
Assigned to justices for submission	20	15	35
Out to justices (submitted)	41	17	58

Disposition of cases

	Appeals			
	Civil[m]	Criminal[m]	Total	Disciplinary
Signed or per curiam opinion:				
Affirmed	140	91	231	--
Reversed	83	20	103	--
Reversed Court of Appeals	1	2	3	--
Combination or modification	20	1	21	--
Dismissed	5	2	7	0
Lawyer license suspended	--	--	--	4
Without opinion:				
Affirmed	0	0	0	--
Transferred to Court of Appeals	274	82	356	0
Consolidations	10	7	17	--
Dismissal or withdrawal prior to submission	305	251	556	0
Other	9	2	11	0

(continued on next page)

Time interval (average days)

	Civil[n]	Priority civil[n]	Criminal[n]	All
Notice of appeal to readiness	261.8	194.2	285.3	264.7
Readiness to submission	450.7	73.1	85.8	310.3
Submission to filing of decision	60.0	56.5	47.5	55.8
Notice of appeal to decision	772.5	323.8	418.6	630.8

Boldface headings indicate the classifications used by the NCSP.
X = The date for this case type are known to be included in the total but were not available by category.
-- = Not applicable

[e]Cases not included in the total to avoid double counting:
Petitions for writ of certiorari and petitions for permission to appeal interlocutory ruling when granted are not counted as a disposition. The resulting appeal is not counted as a new filing, and is counted as a disposition only when the appeal is disposed. These granted petitions are the numbers appearing in the parentheses.
[g]Change in pending does not equal the difference between filings and dispositions:
Figures are as given in the annual report.
[j]Explanation of data included in the category:
Civil appeals filed figures include direct civil appeals and disciplinary cases.
Criminal appeals filed figures include both direct criminal appeals and sentence review only cases.
[k]Additional information:
Cases transferred to the Court of Appeals by the Supreme Court are not included in cases listed as disposed prior to formal submission to the court.
[m]Information on disposition type or trial data:
The civil category for manner of disposition, disposition of cases, and status of pending cases data includes civil appeals, postconviction remedy, and appeal of administrative agency cases.
The criminal category for manner of disposition, disposition of cases, and status of pending cases data includes criminal appeals and sentence review only cases.
In addition to the 37[illegible]jority opinions, there were also 35 dissents and 24 concurences filed.
[n]Information on time interval or age of pending data:
Priority civil includes postconviction remedy and contested child custody cases.

Source: Clerk of the Supreme Court, Iowa Supreme Court Statistical Report For the Year 1977, Iowa Judiciary (Des Moines, Iowa); and Court Administrator of the Judicial Department, 1977 Annual Statistical Report (Des Moines, Iowa: 1978). Statistics are from the annual reports except that totals have been computed where necessary, and additions and revisions have been made during verification by the clerk of the Supreme Court.

IOWA COURT OF APPEALS
Intermediate appellate court
5 judges
January 1, 1977 to December 31, 1977

Cases:	Beginning pending	Filed	Disposed	End pending
Appeals:				
Civil:				
Contracts	X	X	39	X
Contested child custody	X	X	23	X
Domestic relations not involving child custody	X	X	58	X
Property	X	X	40	X
Taxation	X	X	4	X
Tort	X	X	52	X
Trust, estates, wills	X	X	13	X
Other	X	X	6	X
Disposition by order	X	1	1	X
Total[j]	56	279	236	728
Criminal:				
Guilty plea only	X	X	5	X
Guilty plea and sentencing only	X	X	2	X
Other	X	X	63	X
Total[j]	13	77	70	238
Postconviction remedy:				
Postconviction relief	(j)	(j)	7	(j)
Appeal of administrative agency case:				
Administrative law	(j)	(j)	15	(j)
Total appeals	69	356	328	958
Other cases:				
Sentence review only:				
Sentencing only	(j)	(j)	2	(j)
Total other cases	(j)	(j)	2	(j)
Total cases	69	356	330	95

Manner of disposition

	Civil[m]	Criminal[m]	Total
Signed opinion	122	35	157
Per curiam	131	37	168

Disposition of cases

	Civil[m]	Criminal[m]	Total
Signed and per curiam opinion:			
Affirmed	151	56	207
Reversed	63	15	78
Combination or modification	39	1	40
Without opinion:			
Affirmed	0	0	0
Other	4	0	4

Time interval (average days)

	Civil	Priority civil[n]	Criminal	All
Notice of appeal to readiness	275.1	204.8	323.2	277.9
Readiness to transfer	381.7	52.4	45.7	275.5
Transfer to submission	52.8	47.4	54.9	52.8
Submission to filing of decision	47.9	36.2	39.3	44.5
Notice of appeal to decision	757.5	340.8	463.1	650.7

Boldface headings indicate the classifications used by the NCSP.
X = The data for this case type are known to be included in the total but were not available by category.

[g]Change in pending does not equal the difference between filings and dispositions:
Data are as given in the annual report.
[j]Explanation of data included in the category:
Civil appeals filed and pending include appeal of administrative agency case and postconviction remedy cases.
Criminal appeals filed and pending include sentence review only cases.
[m]Information on disposition type or trial data:
The civil category for manner of disposition and disposition of cases data includes civil appeals, postconviction remedy, and appeal of administrative agency cases.
The criminal category for manner of disposition and disposition of cases data includes criminal appeal and sentence review only cases.
[n]Information on time interval or age of pending data:
Priority civil includes postconviction remedy and contested child custody cases.

Source: Clerk of the Supreme Court, Iowa Court of Appeals Statistical Report for the Year 1977 (Amended) (Des Moines, Iowa); and Court Administrator of the Judicial Department, 1977 Annual Statistical Report (Des Moines, Iowa: 1978). Statistics are from the annual reports except that totals have been computed where necessary.

IOWA DISTRICT COURT
Court of general jurisdiction
8 districts[c]
January 1, 1977 to December 31, 1977

	Beginning pending	Filed	Disposed	End pending
Civil[d]:				
Small claims:				
Small claims (associate judges and regular magistrates assigned)	802[f]	10,354	10,375	781
Small claims (substitute and part-time magistrates assigned)	533[fh]	11,339	11,124	748
Small claims (docket maintained by the clerk)	9,958[f]	43,741	42,615	11,084
Total[j]	11,293	65,434	64,114	12,613
Domestic relations:				
Other domestic relations:				
Termination of parental rights	N/A	915	707[k]	N/A
Estate:				
Probate/wills/intestate:				
Estates opened[k]	N/A	18,655	17,213	N/A
Guardianship/conservatorship/trusteeship:				
Guardianships and conservatorships opened[k]	N/A	3,847	N/A	N/A
Trusteeships opened[k]	N/A	700	N/A	N/A
Total	N/A	4,547	N/A	N/A
Total	N/A	23,202	17,213[i]	N/A
Other civil:				
Regular civil (district judges)	X	39,677	38,682	X
Regular civil (associate judges, substitute and regular magistrates)	X	542	579	X
Total	36,573[f]	40,219	39,261	40,636
Total civil	47,866[fi]	129,770	121,295[i]	53,249[i]
Criminal[d]:				
Felony:				
Regular criminal (district judges)[jk]	11,422[fj]	18,542[j]	17,880[j]	12,078[j]
Misdemeanor:				
Regular criminal (associate judges and regular full-time and substitute judicial magistrates)[jk]	(j)	10,936	10,942	(j)
Nonindictable state[k]	8,850	56,448	58,682	6,616
Total	X	67,384	69,624	X
Ordinance violation:				
Nonindictable ordinance[k]	35,223	83,375	86,682	31,916
Preliminary hearing:				
Preliminary examination (associate judges and regular magistrates)	1,584[f]	8,902	8,805	1,681
Preliminary examination (substitute and part-time magistrates)	1,530[fh]	12,160	11,799	1,891
Total	3,114[fh]	21,062	20,604	3,572
Appeal	(j)	(j)	(j)	(j)
Total criminal[k]	58,609	190,363	194,790	54,182
Traffic:				
Other traffic violation:				
Nonindictable state[k]	8,720[h]	150,109	147,993	10,836
Nonindictable ordinance[k]	8,076[h]	120,930	118,436	10,570
Total	16,796[h]	271,039	266,429	21,406
Total traffic	16,796[h]	271,039	266,429	21,406
Juvenile:				
Other juvenile:				
Juvenile (district judges)	N/A	2,974	2,355[k]	N/A
Juvenile (associate judges and regular magistrates)	N/A	3,085	4,440[k]	N/A
Total	N/A	6,059	6,795[k]	N/A
Total juvenile	N/A	6,059	6,795[k]	N/A
Grand total	123,271[i]	597,231	589,309[i]	128,837[i]

(continued on next page)

	Trial[d]		
	Jury	Non-jury	Total
Civil:			
Small claims	--	11,827	11,827
Estate	6	488	494
Other civil	438	4,029	4,467
Total	444	16,344	16,788
Criminal:			
Felony	828	1,146	1,974
Misdemeanor	245	5,403	5,648
Ordinance violation	50	5,812	5,862
Total	1,123	12,361	13,484
Traffic:			
Other traffic violation	209	14,266	14,475
Grand total	1,776	42,971	44,747

Age of pending cases (12/31/77)	Over 1 year	Under 1 year
Other civil	17,510	23,126
Regular criminal	2,883	9,195

Time interval	Under 1 year	1 to 3 years	Over 3 years
Age at disposition:			
Probate/wills/intestate	8,090	7,057	2,066

Boldface headings indicate the classifications used by the NCSP.
N/A = This case type is handled by the court but the data are unavailable.
X = The data for this case type are known to be included in the total but were not available by category.
-- = Not applicable

[c] Judge information:
Data include cases handled by 92 district and 16 district associate judges; and 14 regular full-time, 9 substitute full-time, and 191 part-time magistrates.

[d] Case definition or unit of count:
A civil case is counted with the filing of a petition or complaint.
The criminal case unit of count is the number of informations or indictments.
A jury trial is counted when the jury is sworn.
A non-jury trial (contested) is counted when the first witness is sworn.

[f] Beginning pending figure for the 1977 court year does not equal the end pending figure for the 1976 court year:
The disparity between these figures is due to inventory corrections.

[g] Change in pending does not equal the difference between filings and dispositions:
Figures are as given in the annual report.

[h] Figure was computed:
Beginning pending figure was computed from filed, disposed, and end pending data.

[i] Data are not complete:
Estate, total civil, and grand total disposed figures do not include guardianship/conservatorship/trusteeship cases.
Total civil pending does not include estate and domestic relations data.
Grand total pending does not include estate, domestic relations, or juvenile data.

[j] Explanation of data included in the category:
Regular criminal cases handled by the district judges include felonies and appeals.
Regular criminal cases handled by associate judges and regular full-time and substitute judicial magistrates are misdemeanor cases.
Felony pending is the total for all regular criminal categories (felony, appeal, indictable misdemeanor).
Misdemeanor (regular criminal) pending cases are included in the felony (regular criminal) data.

[k] Additional information:
Estate, guardianship and conservatorship, trusteeship, and regular criminal (felony) cases are handled by district judges only.
Nonindictable state and nonindictable ordinance cases are handled by district associate judges, regular full-time, substitute full-time, and part-time magistrates.
In addition to the total criminal data, there were 235 search warrants handled by district associate and regular full-time magistrates, and 570 search warrants and 36 miscellaneous actions handled by substitute full-time and part-time magistrates.
Juvenile and other domestic relations cases disposed represent the number of cases closed by formal hearing.

Source: Court Administrator of the Judicial Department, 1977 Annual Statistical Report, Iowa Judiciary (Des Moines, Iowa: 1978). Statistics are from the annual report except that totals have been computed where necessary.

KANSAS COURT SYSTEM, 1977
(July 1, 1976 to January 9, 1977)

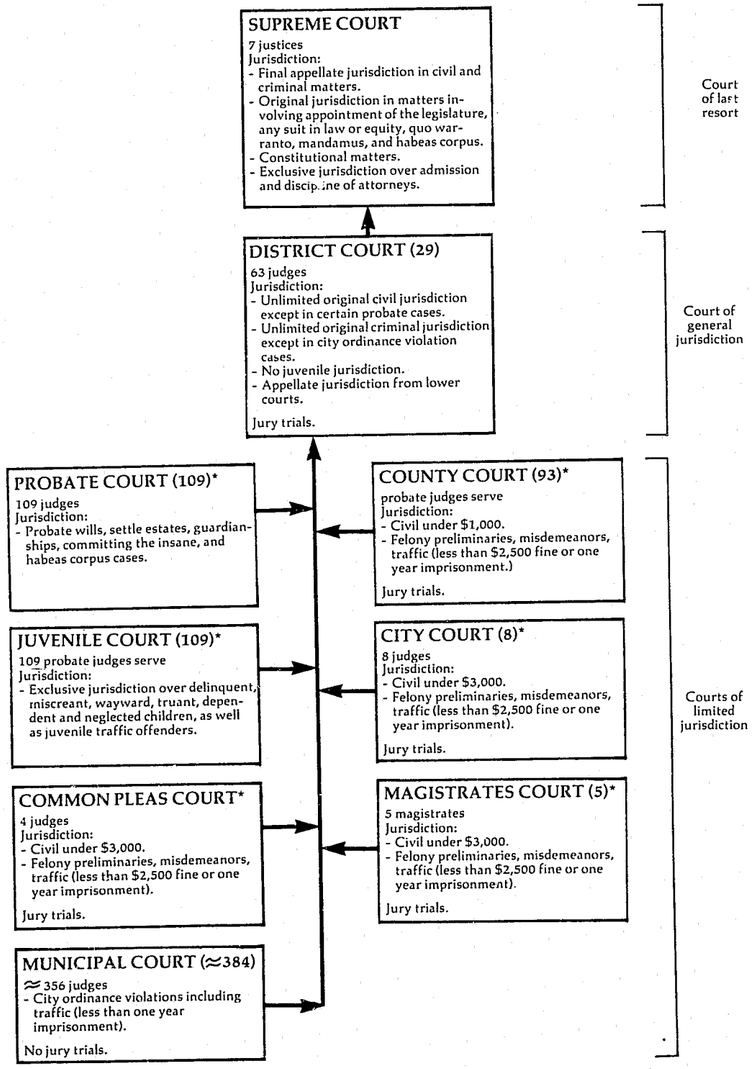

↑ Indicates route of appeal.
*These courts were abolished January 10, 1977 as a result of the unification of the court system. Their functions were taken over by the District Court

KANSAS COURT SYSTEM, 1977
(January 10, 1977 to June 30, 1977)

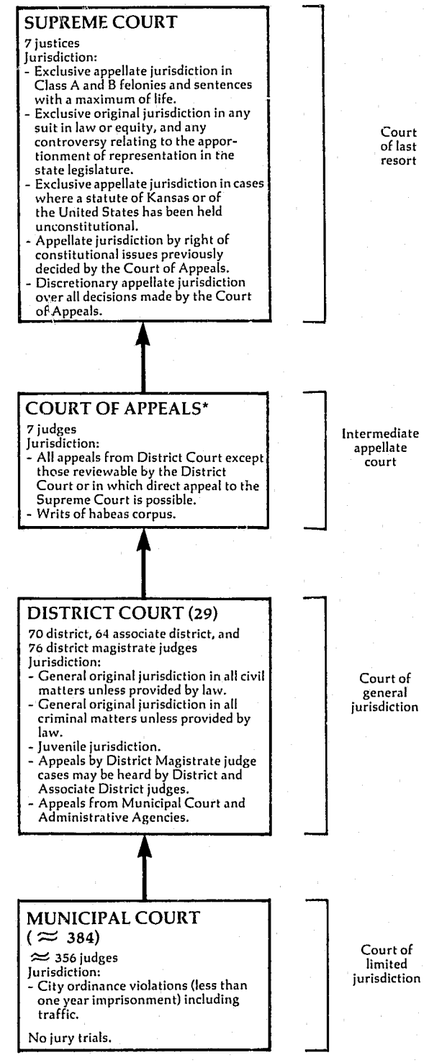

↑ Indicates route of appeal.
*Established January 10, 1977.

KANSAS SUPREME COURT
Court of last resort
7 justices
July 1, 1976 to June 30, 1977

	Beginning pending	Filed	Disposed	End pending
Cases:				
Appeals:				
Civil:				
K.S.A. 60-1507[j]	X	X	17	X
Other civil	X	X	120	X
Transferred to Court of Appeals	X	X	124	X
Total	X	X	261	X
Criminal:				
Direct criminal	X	X	142	X
Transferred to Court of Appeals	X	X	11	X
Total	110	205	153	162
Appeal of administrative agency case:				
Workmen's compensation	X	X	15	X
Total appeals	333	436	429	340
Other cases:				
Original proceedings:				
Original jurisdiction:				
Habeas corpus	X	X	8	X
Mandamus	X	X	8	X
Application for disability retirement	X	X	1	X
Total	X	X	17	X
Disciplinary	X	X	5	X
Total	4	28	22	10
Requests to appeal				
Total other cases	4	28	22	10
Total cases	337	464	451	350
Other proceedings:				
Other matters:				
Application for intermediate relief (Rules 5, 15, 16, and 17)	0	28	28	0
Total other proceedings	0	28	28	0

Disposition of cases

Manner of disposition	Appeals: Civil	Criminal	Agency	Total	Original proceedings: Original jurisdiction	Disciplinary	Total	Total
	Affirmed	74	112	12	198	--	--	--	198
	Reversed	28	17	1	46	--	--	--	46
	Affirmed in part, revised in part	6	5	0	11	--	--	--	11
	Remanded to District Court	--	--	--	--	1	1	2	2
	Remanded to Board of Bar Examiners	--	--	--	--	--	1	1	1
	Dismissed	29	8	2	39	6	2	8	37
	Granted	--	--	--	--	3	--	3	3
	Denied	--	--	--	--	7	--	7	7
	Public censure	--	--	--	--	--	1	1	1
Appeals terminated by opinion 256	Transferred	124	11	0	135	0	0	0	135

Time intervals (average months)

	Appeals: Civil	Criminal	Agency
Notice of appeal to docketing (filing of record on appeal)	5.5	8.6	4.4
Docketing (filing of record on appeal) to readiness	4.1	4.5	3.2
Readiness to decision	8.7	5.2	4.0
Docketing (filing of record on appeal) to submission	11.9	8.2	6.0
Docketing (filing of record on appeal) to decision	12.8	9.7	7.2
Notice of appeal to decision	18.3	18.3	11.6

Status of pending cases (12/30/77)

	Appeals: Civil and agency	Criminal	Total
Not ready for submission:			
No briefs filed	27	68	95
Appellant only ready	43	44	87
Total	70	112	182
Ready for submission	83	42	125
Submitted	25	8	33

Age of pending cases (months)

	Appeals: Civil and agency	Criminal	Total
Cases pending:			
6 months or less	93	112	205
7 to 12 months	54	39	93
13 months or more	6	3	9
Total	153	154	307
Average age	5.5 months	4.6 months	5.0 months

Boldface headings indicate the classifications used by the NCSP.
Blank space = Not enough information is known. The category may or may not be handled by the court.
X = The data for this case type are known to be included in the total but were not available by category.
-- = Not applicable.

[j]Explanation of data included in the category:
K.S.A. 60-1507 is a procedure in lieu of habeas corpus for prisoners which permits collateral attack on sentencing, etc.

Source: Judicial Council, Kansas Judicial Council Bulletin 1977, 51st Annual Report (Topeka, Kansas: December 1977). Statistics are from the annual report except that totals have been computed where necessary.

KANSAS COURT OF APPEALS[a]
Intermediate Appellate Court
7 judges
January 10, 1977 to June 30, 1977[j]

	Beginning pending	Filed	Disposed	End pending
Cases:				
Appeals:				
Civil	124[j]	275	117	282
Criminal	11[j]	95	16	90
Total appeals	135[j]	370	133	372
Other cases:				
Original proceedings				
Requests to appeal				
Total other cases				
Total cases	135[j]	370	133[j]	372

Manner of disposition

Appeals terminated by opinion .... 98[j]

Disposition of appeals

	Civil	Criminal	Total
Affirmed	72	6	78
Reversed	14	3	17
Transferred to Supreme Court from docketing	2	0	2
Dismissed	26	7	33
Affirmed in part, reversed in part	3	0	3

Age of pending cases (6/30/77)

	Appeals: Civil	Criminal	Total
Cases pending:			
6 months or less	232	86	318
7 to 12 months	3	0	3
13 months or more	2	0	2
Total	237	86	323
Average age (months)	2.7	2.5	2.6

Status of pending cases (6/30/77)

	Appeals: Civil	Criminal	Total
Not ready for submission:			
No briefs filed	152	59	211
Appellant only ready	42	20	62
Total	194	79	273
Ready for submission	43	7	50
Submitted	45	4	49

Time interval (average months)

	Civil	Criminal	Total
Number of appeals	87	9	96
Notice of appeal to decision	19.2	19.5	19.2
Notice of appeal to docketing	6.2	7.6	6.3
Docketing to decision	13.0	11.9	12.9
Docketing to readiness	3.8	5.5	4.0
Readiness to decision	9.2	6.4	8.9
Docketing to submission	11.8	11.2	11.7
Notice of appeal to transfer from Supreme Court	X	X	15.8
Readiness to transfer from Supreme Court	X	X	5.5
Transfer to decision	X	X	3.4

Boldface headings indicate the classifications used by the NCSP.
Blank space = Not enough information is known. The case category may or may not be handled by the court.
X = The data for this case type are known to be included in the total but were not available by category.

[a]Court jurisdiction:
The Court of Appeals was created as the intermediate appellate court of Kansas on January 10, 1977.
[j]Explanation of data included in the category:
Data displayed represent the six-month period from the inception of the court until the close of the fiscal year.
Beginning pending appeals represent the number of cases transferred in January from the Supreme Court.
Appeals terminated by opinion include two appeals decided under the new rules, effective January 10, 1977. The remaining 96 opinions were ready at the time of transfer from the Supreme Court, and were decided under the old rules.

Source: Judicial Council, Kansas Judicial Council Bulletin 1977, 51st Annual Report (Topeka, Kansas: December 1977). Statistics are from the annual report except that totals have been computed where necessary.

KANSAS DISTRICT COURT
Court of general jurisdiction
29 districts: 70[c] district, 64[c] associate district, and 76[c] district magistrate judges
July 1, 1976 to June 30, 1977

	Beginning pending	Filed	Disposed	End pending
Civil[d]:				
Law:				
Chapter 61[b,j]	0	14,695	X	X
Tort:				
Auto tort:	1,428	1,151	1,147	1,432
Auto negligence	1,693[f]	1,510	1,397	1,806
Other tort	3,121[f]	2,661	2,544	3,238
Total	4,134[f]	6,857	6,630	4,361
Contract	0	4,858	X	X
Small claims[b]				
Real property rights:	531[f]	1,085	1,006	610
Foreclosure	603[f]	1,203	1,148	658
Real property	1,134[f]	2,288	2,154	1,268
Total				
Domestic relations:				
Marriage dissolution:	7,159[f]	18,600	18,315	7,444
Divorce	261[f]	415	453	223
Separate maintenance	85[f]	398	394	89
Annulment	7,505[f]	19,413	19,162	7,756
Total				
Support/custody:	576[f]	1,515	1,318	773
Reciprocal IN	112[f]	1,352	1,277	187
Reciprocal OUT	688[f]	2,867	2,595	960
Total	259[f]	819	579	499
Other domestic relations	8,452[f]	23,099	2",336	9,215
Total	(j)	(j)	(j)	(j)
Appeal	18[f]	60	51	27
Extraordinary writ:	245[f]	383	353	275
K.S.A. 60-1507[j]	263[f]	443	404	302
Injunction, quo warranto, mandamus				
Total	2,479[f]	3,104	3,117	2,466
Other civil:				
Other regular civil	19,583[f]	58,005	50,502	27,086
Total civil				
Criminal[d]:	1,767	9,444	7,276	3,935
Felony	332	9,350	6,009	3,673
Misdemeanor[b]	490[f]	1,041	1,127	404
Appeal	2,589[f]	19,835	14,412	8,012
Total criminal				
Traffic:				
DWI/DUI:	38[f]	43	64	17
Driving while intoxicated[b]	45[f]	69	96	18
Other traffic violation:	0	107,758	101,495	6,263
Other traffic[b]	45[f]	107,827	101,591	6,281
Traffic[b]	83[f]	107,870	101,655	6,298
Total				
Total traffic	22,255[f]	185,710	166,569	41,396
Grand total				

Contested trial[d]

	Jury	Non-jury	Total
Civil	323	10,289	10,612
Criminal	612	727	1,339
Traffic[m]	15	2,159	2,174
Total	950	13,175	14,125

Time interval (months)

Age of cases at disposition:	Contested civil	Contested criminal
Under 6 months	5,464	1,169
6 to 12 months	1,801	138
Over 12 months	1,721	32

Civil dispositions

Dismissed	15,695
Not contested	24,200

Criminal dispositions[m]

Pleas of guilty	8,315
Trial convictions	1,053
Acquitted	286
Dismissed[m]	4,927

Traffic dispositions[m]

Pleas of guilty	84,255
Bond forfeiture	11,910
Dismissed	3,156
Guilty at trial (conviction)	1,992
Not guilty at trial (acquitted)	182

(continued on next page)

Age of pending cases (6/30/77)

	12 months or less	12 to 24 months	Over 24 months
Civil:			
Tort:			
Auto tort	832	427	173
Other tort	1,084	521	201
Total	1,916	948	374
Contract	3,069	921	371
Law and small claims	6,236	0	0
Real property rights	934	221	113
Domestic relations:			
Marriage dissolution	7,186	489	81
Support/custody	830	110	20
Other domestic relations	450	38	11
Total	8,466	637	112
Extraordinary writ	213	52	37
Other civil	1,580	632	254
Total	22,414	3,411	1,261
Criminal:			
Felony	3,707	179	54
Misdemeanor	3,575	78	20
Appeal	345	41	18
Total	7,627	298	92
Traffic:			
DWI/DUI	10	7	0
Other traffic violation	6,273	7	1
Total	6,283	14	1
Grand total	36,324	3,723	1,354

Boldface headings indicate the classifications used by the NCSP.
X = The data for this case type are known to be included in the total but were not available by category.

[b]Particular court or reporting system information:
The trial courts of Kansas were unified as of January 10, 1977. The reporting structure changed on this date to incorporate the new types of cases being handled by the District Court. Chapter 61, small claims, and traffic cases were previously handled by limited jurisdiction courts. The volume of cases in this chart reflects activity for these case types from January 10, 1977 to June 30, 1977. The DWI/DUI and other traffic cases were reported separately for July 1, 1976 to January 9, 1977; after unification these cases were classified as misdemeanors. Estate, juvenile, mental health, and some domestic relations cases were also handled after January 10, 1977, however these cases could not be separated from those handled prior to unification and are displayed on the Probate Court and Juvenile Court chart.

[c]Judge information:
Numbers of judges for the District Court are given for the end of the 1977 court year, after unification.

[d]Case definition or unit of count:
A civil case is counted at the filing of a petition or complaint. Appeals are filed in categories according to the nature of the case.
The criminal case unit of count is the number of informations, indictments, or complaints.
A jury trial is counted when the jury is impaneled.
A non-jury trial is counted if the case is contested (an attorney appears in opposition).

[f]Beginning pending figure for the 1977 court year does not equal the end pending figure for the 1976 court year:
Figures are as given in the annual report.

[j]Explanation of data included in the category:
Civil appeals are listed in categories according to the nature of the suit.
Chapter 61 cases are limited action cases which include the categories of auto tort, professional tort, product liability tort, other tort, contract, small claims, real estate and personal property (real property rights), tax appeals and workman's compensation (appeal of administrative agency cases), and K.S.A. 60-1507 and habeas corpus (extraordinary writ).
K.S.A. 60-1507 is a procedure in lieu of habeas corpus for prisoners which permits collateral attack on sentencing, etc.

[m]Categories for disposition type or trial data:
Dismissed criminal dispositions include dismissals, other uncontested matters, and appeals from lower courts.
Criminal dispositions and trials include dispositions of DWI/DUI and other traffic cases.
Traffic dispositions and trials do not include DWI/DUI and other traffic dispositions.

Sources: Judicial Council, Kansas Judicial Council Bulletin 1977, 51st Annual Report (Topeka, Kansas: 1977), and Office of Judicial Administrator, Statistical Report on the District Courts 1977 (Topeka, Kansas: 1977). Statistics are from the annual reports except that totals have been computed where necessary.

KANSAS COUNTY COURT[b]
Court of limited jurisdiction
93 counties, probate judges serve
July 1, 1976 to January 9, 1977[b]

	Beginning pending	Filed	Disposed	End pending
Civil[d]:				
Law:				
Civil	2,803[l]	2,908[h]	4,559	1,152
Total civil	2,803[l]	2,908[h]	4,559	1,152
Criminal[d]:				
Total criminal	X	X	X	X
Traffic:				
Total traffic	X	X	X	X
Grand total	10,524[l]	88,187[h]	94,566	4,145

Trial[d]

	Jury	Non-jury	Total
Civil	1	511	512
Criminal and traffic	X	X	1,904
Total	X	X	2,416

Civil dispositions

Dismissed	1,763
Not contested	2,284

Criminal and traffic dispositions

Pleas of guilty	82,577
Trial convicted	1,721
Trial acquitted	183
Dismissed	4,637
Bound over to District Court	889

Boldface headings indicate the classifications used by the NCSP.
X = The data for this case type are known to be included in the total but were not available by category.

[b]Particular court or reporting system information:
As a result of the unification of the trial courts, this court was abolished in January 1977. Data are for a 6-month period from the beginning of the court year through January 9, 1977.

[d]Case definition or unit of count:
A civil case is counted with the filing of a petition or complaint.
The criminal case unit of count is the number of informations, indictments, or complaints.
A jury trial is counted when the jury is impaneled.
A non-jury trial is counted if the case is contested (an attorney appears in opposition).

[h]Figure was computed:
Filed figure was computed from pending and disposed data.

[l]Special source or revision in data:
Beginning pending figures were obtained from the Kansas Judicial Council Bulletin, 1976.

Sources: Judicial Council, Kansas Judicial Council Bulletin 1976, 50th Annual Report; 1977, 51st Annual Report (Topeka, Kansas: 1976, 1977). Statistics are from the annual reports except that totals have been computed where necessary.

KANSAS PROBATE COURT AND JUVENILE COURT[b]
Court of limited jurisdiction
109 courts, 109 judges
July 1, 1976 to June 30, 1977

	Beginning pending	Filed	Disposed	End pending
Civil[d]:				
Domestic relations:				
Adoption:				
Adoption proceedings	N/A	N/A	2,263	N/A
Estate:				
Probate/wills/intestate:				
Estates of decedents	9,064[f]	6,330	5,053	10,341
Guardianship/conservatorship/trusteeship:				
Guardianships and conservatorships	8,578[f]	1,880	1,039	9,419
Trust accounts during year	N/A	842	N/A	N/A
Total	8,578[fi]	2,722	1,039[i]	9,419[i]
Other estate:				
Determination of descent	N/A	N/A	2,706	N/A
Miscellaneous	N/A	N/A	850	N/A
Foreign transcripts	N/A	N/A	1,743	N/A
Total	N/A	N/A	5,299	N/A
Total	17,642[fi]	9,052[i]	11,391[i]	19,760[ig]
Mental health:				
Care and treatment proceedings	N/A	N/A	2,583	N/A
Extraordinary writ:				
Habeas corpus hearings	N/A	N/A	11	N/A
Orders in absence of District Court judge	N/A	N/A	447	N/A
Total	N/A	N/A	458	N/A
Total civil	17,642[fi]	9,052[i]	16,695[i]	19,760[i]
Juvenile:				
Total juvenile	N/A	N/A	22,070	N/A
Grand total	17,642[fi]	9,052[i]	38,765[i]	19,760[i]

Age of pending cases (6/30/77)

	Less than 1 year	Over 1 year
Probate/wills/intestate	6,283	4,058

Time interval (months)

	Closed within 15 months	Over 15 months
Probate/wills/intestate	3,541	1,512

Boldface headings indicate the classifications used by the NCSP.
N/A = This case type is handled by the court, but the data are unavailable.

[b]Particular court or reporting system information:
As a result of the unification of the trial courts, this court was abolished in January 1977. After unification, the Probate Court and Juvenile Court were incorporated into the District Court. Data reported are for a 12-month fiscal year. In future years, these cases will be listed on the District Court profile chart.

[d]Case definition or unit of count:
A civil case is counted with the filing of a petition or complaint.

[f]Beginning pending figure for the 1977 court year does not equal the end pending figure for the 1976 court year:
Data are as given in the annual report.

[g]Change in pending does not equal the difference between filings and dispositions:
Figures are as given in the annual report.

[i]Data are not complete:
Total guardianship/conservatorship/trusteeship pending and disposed figures include only guardianships and conservatorships.
Total estate pending and filed figures do not include other estate cases. Total estate disposed does not include trusts.
Total civil and grand total pending and filed cases include only guardianship/consevatorship/trusteeship and probate/wills/intestate cases. Grand total disposed does not include trusts.

Source: Judicial Council, Kansas Judicial Council Bulletin 1977, 51st Annual Report (Topeka, Kansas: December 1977). Statistics are from the annual report except that totals have been computed where necessary.

KANSAS CITY COURT, MAGISTRATE COURT, AND COMMON PLEAS COURT[b]
Court of limited jurisdiction
14 courts, 17 judges
July 1, 1976 to January 9, 1977[b]

	Beginning pending	Filed	Disposed	End pending
Civil[d]				
Law:				
Civil	5,457[l]	21,279[h]	22,363	4,373
Total civil	5,457[l]	21,279[h]	22,363	4,373
Criminal[d]**:**				
Total criminal	X	X	X	X
Traffic:				
Total traffic	X	X	X	X
Grand total	9,734[l]	82,539[h]	85,737	6,536

	Trial[d]		
	Jury	Non-jury	Total
Civil	3	2,437	2,440
Criminal and traffic	X	X	2,345
Total	X	X	4,785

Civil dispositions

Dismissed	6,624
Not contested	13,299

Criminal and traffic dispositions

Pleas of guilty	50,664
Trial convicted	2,112
Trial acquitted	233
Dismissed	7,938
Bound over to District Court	2,427

Boldface headings indicate the classifications used by the NCSP.
X = The data for this case type are known to be included in the total but were not available by category.

[b]Particular court or reporting system information:
As a result of the unification of the trial courts, these courts were abolished in January 1977. Data for 12 of the locations are for a 6-month period from the beginning of the court year through January 9, 1977. Data for the remaining two courts (Topeka and Wichita) cover the time period January 1, 1976 through January 9, 1977.

[d]Case definition or unit of count:
A civil case is counted with the filing of a petition or complaint.
The criminal case unit of count is the number of informations, indictments, or complaints.
A jury trial is counted when the jury is impaneled.
A non-jury trial is counted if the case is contested (an attorney appears in opposition).

[h]Figure was computed:
Filed figure was computed from pending and disposed data.

[l]Special source or revision in data:
Beginning pending figures were obtained from the Kansas Judicial Council Bulletin, 1976.

Sources: Judicial Council, Kansas Judicial Council Bulletin 1976, 50th Annual Report; 1977, 51st Annual Report (Topeka, Kansas: 1976,1977).
Statistics are from the annual reports except that totals have been computed where necessary.

KANSAS MUNICIPAL COURT
Court of limited jurisdiction
≃384 courts, ≃356 judges
July 1, 1976 to January 9, 1977

There were no data available for cases handled in the Municipal Court for fiscal year 1977.

KENTUCKY COURT SYSTEM, 1977

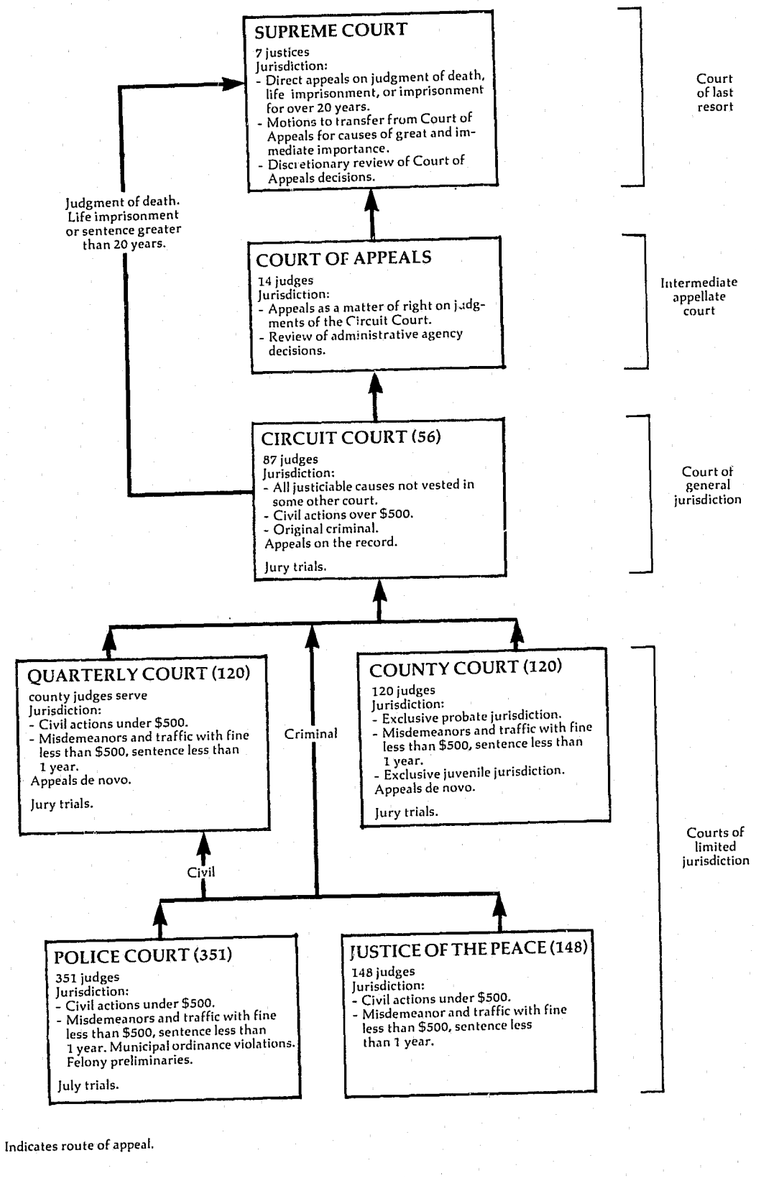

Preceding page blank

KENTUCKY SUPREME COURT
Court of last resort
7 justices
January 1, 1977 to December 31, 1977

	Beginning pending	Filed	Disposed	End pending
Cases:				
Appeals:				
Total appeals	N/A	78[l] (39)[e]	851[l]	N/A
Other cases:				
Original proceedings:				
Original jurisdiction:				
Original actions	N/A	9[l]	28[l]	N/A
Actions for injunctive relief	N/A	48	13[l]	N/A
Total	N/A	57	41	N/A
Requests to appeal:				
Motion for transfer	N/A	24	20 (5)[e]	N/A
Motion for discretionary review	N/A	304	164 (34)[e]	N/A
Total	N/A	328	184 (39)[e]	N/A
Total other cases	N/A	385	225 (39)[e]	N/A
Total cases	N/A	463 (39)[e]	1,076[j](39)[e]	N/A[k]
Other proceedings:				
Rehearing requests:				
Petitions for rehearing	N/A	148	155	N/A
Other matters:				
Motions other than Rule 65.09 matters	N/A	946	1,051	N/A
Total other proceedings	N/A	1,094	1,206	N/A[k]

Manner of disposition

	Appeals and Original proceedings			Requests to appeal	Total
	Civil	Criminal	Total		
Opinion	229	201	430	0	430
Order	X	X	73	223	296
Transfer to Court of Appeals	X	X	389	0	389

Boldface headings indicate the classifications used by the NCSP.
N/A = This case type is handled by the court, but the data are unavailable.
X = The data for this case type are known to be included in the total but were not available by category.

[e]Cases not included in the total to avoid double counting:
Motions for transfer and motions for discretionary review granted are not counted as disposed until the appeal is disposed; a filing is not counted for the resulting appeal. These granted petitions are the numbers appearing in parentheses.
[j]Explanation of data included in the category:
Total cases disposed include 389 cases transferred to the Court of Appeals.
[k]Additional information:
At the end of the 1977 court year there were a total of 281 cases and other proceedings pending.
[l]Special source or revision in data:
These figures were supplied by the clerk of the court during data verification.

Source: Administrative Office of the Courts, Annual Report, 1977 (Frankfort, Kentucky). Statistics are from the annual report except that totals have been computed where necessary, and additional data were supplied by the clerk of the court during data verification.

KENTUCKY COURT OF APPEALS
Intermediate appellate court
14 judges
January 1, 1977 to December 31, 1977

	Beginning pending	Filed	Disposed	End pending
Cases:				
Appeals:				
Civil	635	1,431	1,174	892
Criminal	145	363	280	228
Total appeals	780	1,794	1,454	1,120
Other cases:				
Original proceedings:				
Original jurisdiction:				
Original actions	3	103	88	18
Actions for injunctive relief[a]	0	17	16	1
Total	3	120	104	19
Requests to appeal:				
Discretionary review	0	8	6	2
Total other cases	3	128	110	21
Total cases	783[f]	1,922	1,564	1,141
Other proceedings:				
Rehearing requests:				
Petitions for rehearing:				
Civil	0	225	158	96
Criminal	29	61	44	17
Total	29	286	202	113
Total other proceedings	29	286	202	113

Manner of disposition

Opinion	1,266
Order	298

Boldface headings indicate the classifications used by the NCSP.

[a]Court jurisdiction:
The court obtained jurisdiction for "actions for injunctive relief" on February 1, 1977 from the Supreme Court.
[f]Beginning pending figure for the 1977 court year does not equal the end pending figure for the 1976 court year:
Figures are as provided in unpublished data.

Source: Unpublished data supplied by the administrative office of the courts. Statistics are from the unpublished data except that totals have been computed where necessary.

KENTUCKY CIRCUIT COURT[k]
Court of general jurisdiction
56 districts, 87 judges
January 1, 1977 to December 31, 1977

	Beginning pending	Filed	Disposed	End pending
Civil[d]:				
Domestic relations	N/A	28,703	N/A	N/A
Appeal	N/A	220[l]	N/A	N/A
Other civil	N/A	37,075	N/A	N/A
Total civil	N/A	65,998	N/A	N/A
Criminal[d]:				
Felony/misdemeanor:				
Criminal	N/A	12,699[j]	N/A	N/A
Appeal	N/A	974[l]	N/A	N/A
Extraordinary writ:				
Prisoner petitions	N/A	(j)	N/A	N/A
Total criminal	N/A	13,673	N/A	N/A
Grand total	N/A	79,671	N/A	N/A

(continued on next page)

Boldface headings indicate the classifications used by the NCSP.
N/A = This case type is handled by the court, but the data are unavailable.

[d]Case definition or unit of count:
A civil case is counted with the filing of a petition or complaint.
The criminal case unit of count is in general the number of defendants on the information or indictment. Counts were made for both the number of informations or indictments and the number of defendants. Due to a lack of a common indictment procedure across the state, the number of defendants was used for cross jurisdictional comparison.
[j]Explanation of data included in the category:
Prisoner petitions filed may or may not be included in the 12,699 total criminal cases filed.
[k]Additional information:
Data displayed in the profile contain some estimates for counties not reporting.
[l]Special source or revision in data:
The breakdown of total appeals into civil and criminal appeals was supplied by the administrative office of the cout during data verification.

Source: Administrative Office of the Courts, Annual Report, 1977 (Frankfort, Kentucky). Statistics are from the annual report except that totals have been computed where necessary, and additional data were supplied by the administrative office of the court during data verification.

KENTUCKY COUNTY COURT[b], QUARTERLY COURT[b], POLICE COURT[b], AND JUSTICE OF THE PEACE COURT[b]
Court of limited jurisdiction
120 county courts, 120 judges; 120 quarterly courts, county judges serve;
351 police courts, 351 judges; 148 justice courts, 148 judges
January 1, 1977 to December 31, 1977

	Beginning pending	Filed	Disposed	End pending
Civil[d]:				
Law:				
Civil	N/A	44,382	N/A	N/A
Estate:				
Probate/wills/intestate:				
Probate	N/A	20,547	N/A	N/A
Total civil	N/A	64,929	N/A	N/A
Criminal[d]:				
Ordinance violation:				
Criminal/city ordinance	N/A	194,007	N/A	N/A
Preliminary hearing:				
Felony preliminary	N/A	24,735	N/A	N/A
Total criminal	N/A	218,742	N/A	N/A
Traffic:				
Other traffic violation:				
Serious traffic	N/A	74,721	N/A	N/A
Other traffic	N/A	344,241	N/A	N/A
Total	N/A	418,962	N/A	N/A
Total traffic	N/A	418,962	N/A	N/A
Juvenile:				
Total juvenile	N/A	26,930	N/A	N/A
Grand total	N/A	729,563	N/A	N/A

Boldface headings indicate the classifications used by the NCSP.
N/A = This case type is handled by the court, but the data are unavailable.

[b]Particular court or reporting system information:
Complete data were received from 50 of the 129 County Courts and Quarterly Courts (41.7%), 173 of the 351 Police Courts (49.3%), and 62 of the 148 Justice of the Peace Courts (41.9%), for a total overall of 46% of the possible courts reporting. Incomplete reports were received from 23 County Courts and Quarterly Courts, 77 Police Courts, and 32 Justice of the Peace Courts. Incomplete data were used to estimate the total case volume for those courts reporting partial data. Where data were not complete, totals were estimated. The figures given above represent data for all courts for the entire year.
[d]Case definition or unit of count:
A civil case is counted with the filing of a petition or complaint.
The criminal case unit of count is the number of defendants on the indictment or petition.

Source: Administrative Office of the Courts, Annual Report, 1977 (Frankfort, Kentucky). Statistics are from the annual report except that totals have been computed where necessary.

LOUISIANA COURT SYSTEM, 1977

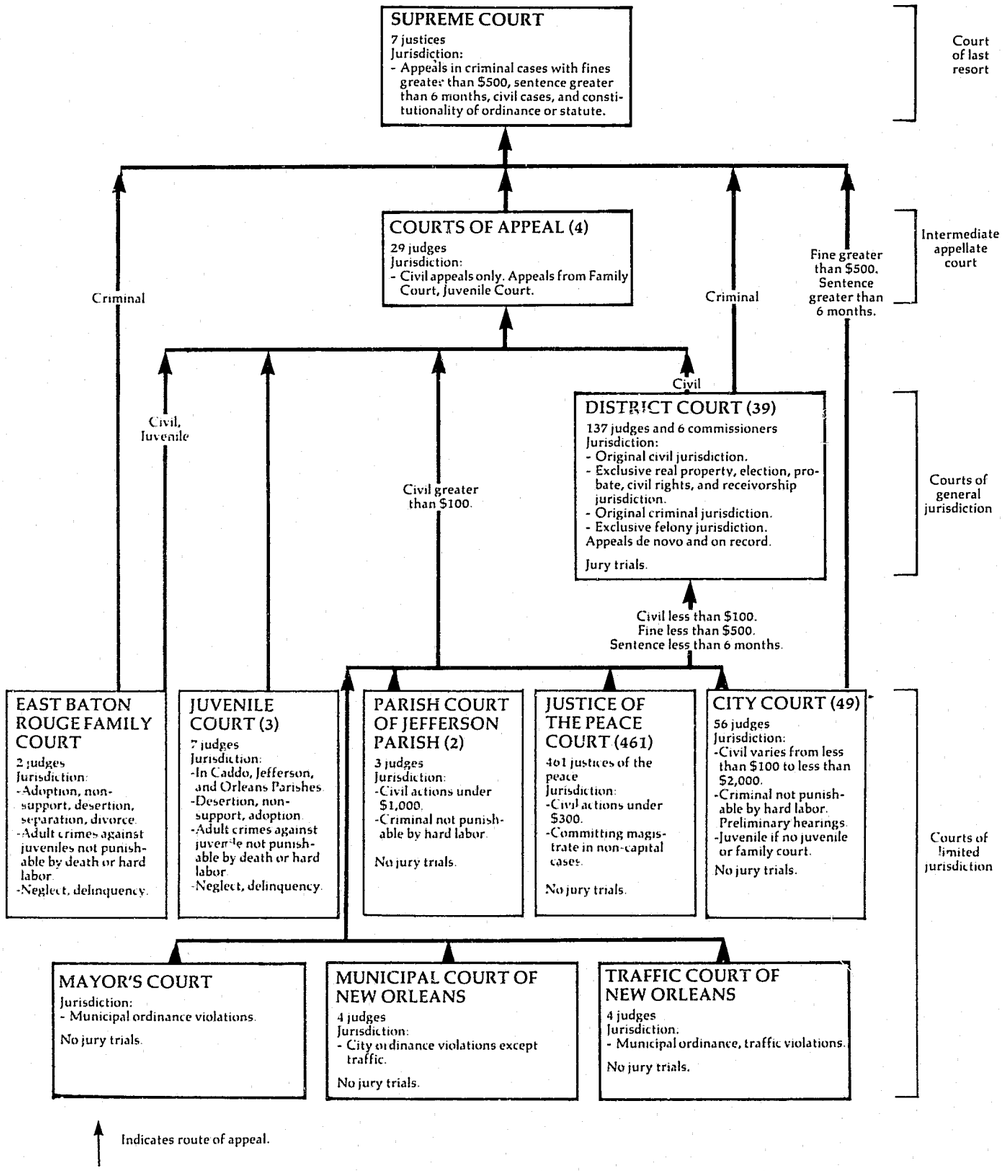

LOUISIANA SUPREME COURT
Court of last resort
7 justices
January 1, 1977 to December 31, 1977

	Beginning pending	Filed	Disposed[c]	End pending
Cases:				
Appeals:				
Appeals[j]	N/A	608	490	N/A
Writs granted	N/A	(317)[e]	291	N/A
Total appeals	N/A	608 (317)[e]	781	N/A
Other cases:				
Original proceedings:				
Original jurisdiction:				
Other matters	N/A	5	5	N/A
Disciplinary:				
Original jurisdiction petitions[j]	N/A	31	5	N/A
Total	N/A	36	10	N/A
Requests to appeal:				
Writs	N/A	1,622	1,222 (317)[e]	
Total other cases	N/A	1,658	1,232 (317)[e]	N/A
Total cases	N/A	2,266 (317)[e]	2,013 (317)[e]	N/A
Other proceedings:				
Rehearing requests	N/A	169	181	N/A
Total other proceedings	N/A	169	181	N/A

Manner of disposition

	Appeals	Disciplinary	Requests to appeal	Original jurisdiction	Total cases	Rehearing requests
Written opinion	398	5	--	5	408	(k)
Per curiam without opinion	200	0	--	0	200	0
Dismissed	15	0	15	0	30	0
Granted	--	--	317	--	317	11
Denied	--	--	1,155	--	1,155	170
Not considered	--	--	52	--	52	--

Boldface headings indicate the classifications used by the NCSP.
Blank space = Not enough information is known. The case category may or may not be handled by the court.
N/A = This case type is handled by the court, but the data are unavailable.
-- = Not applicable.

[c]Cases not included in the total to avoid double counting:
Writs granted are not counted as disposed until the resulting appeal is disposed and a filing is not counted for the resulting appeal.
These granted writs are the numbers appearing in parentheses.
[j]Explanation of data included in the category:
Appeals filed include a few habeas corpus original jurisdiction cases.
Original jurisdiction petitions under disciplinary include some nondisciplinary bar matters as well as disciplinary cases.
[k]Additional information:
There were 12 opinions written on rehearing requests disposed.

Source: Judicial Administrator, Judicial Council Annual Report with 1977 Statistics and Related Data (New Orleans, Louisiana). Statistics are from the annual report except that totals have been computed where necessary.

LOUISIANA COURTS OF APPEAL[a]
Intermediate appellate court
4 circuits, 29 judges
January 1, 1977 to December 31, 1977

	Beginning pending	Filed	Disposed	End pending
Cases:				
Appeals:				
Civil	X	2,092	2,054	X
Total appeals	X	2,092	2,054	X
Other cases:				
Original proceedings:				
Original jurisdiction:				
Writs	X	315	298[h]	X
Requests to appeal				
Total other cases	X	315	298[h]	X
Total cases	854[f,h]	2,407	2,352	909
Other proceedings:				
Rehearing requests	N/A	N/A	931	N/A
Total other proceedings	N/A	N/A	931	N/A

Manner of disposition		Disposition of cases	Original jurisdiction	Status of pending cases (12/31/77)	
Judgments rendered	1,871	Granted	89	To be argued	693
Cases dismissed	183	Refused	209	Argued but not decided	216

Boldface headings indicate the classifications used by the NCSP.
Blank space = Not enough information is known. The case category may or may not be handled by the court.
N/A = This case type is handled by the court, but the data are unavailable.
X = The data for this case type are known to be included in the total but were not available by category.

[a]Court jurisdiction:
The court hears civil appeals only.
[f]Beginning pending figure for the 1977 court year does not equal the end pending figure for the 1976 court year.
Figure is as calculated from data given in the annual report.
[h]Figure was computed:
The writs disposed figure was computed by adding writs refused and writs granted.
Beginning pending figure was computed from filing, disposition, and end pending data.

Source: Judicial Administrator, Judicial Council Annual Report with 1977 Statistics and Related Data (New Orleans, Louisiana). Statistics are from the annual report except that totals have been computed where necessary, and corrections were made by the state court administrative office during data verification.

LOUISIANA DISTRICT COURT
Court of general jurisdiction
39 districts, 137 judges and 6 commissioners
January 1, 1977 to December 31, 1977

	Beginning pending	Filed	Disposed	End pending
Civil[d]:				
Total civil	N/A	133,369	N/A	N/A
Criminal[d]:				
Total criminal	N/A	236,010	N/A	N/A
Grand total	N/A	369,379	N/A	N/A

Time interval (percent of total dispositions)

	1 to 3 months	4 to 6 months	7 to 12 months	More than one year
Filing to disposition:				
Civil	77.0%	10.0%	3.5%	9.5%
Felony	53.0%	19.0%	9.0%	19.0%

Boldface headings indicate the classifications used by the NCSP.
N/A = This case type is handled by the court, but the data are unavailable.

[d]Case definition or unit of count:
A civil case is counted with the filing of a petition or complaint.
The criminal case unit of count is the number of defendants on the information or indictment.

Source: Judicial Administrator, Judicial Council Annual Report with 1977 Statistics and Related Data (New Orleans, Louisiana). Statistics are from the annual report except that totals have been computed where necessary, and revisions were made by the state court administrative office during data verification.

LOUISIANA FAMILY COURT AND JUVENILE COURT[b]
Court of limited jurisdiction
1 court, 2 judges; 3 courts, 7 judges
January 1, 1977 to December 31, 1977

	Beginning pending	Filed	Disposed	End pending
Juvenile:				
Total juvenile	N/A	26,217	N/A	N/A
Grand total	N/A	26,217	N/A	N/A

Boldface headings indicate the classifications used by the NCSP.
N/A = This case type is handled by the court, but the data are unavailable.

[b]Particular court or reporting system information:
The Louisiana judicial reporting system is undergoing modifications. Filings from Caddo Family Court and Juvenile Court were derived from new case numbers assigned and counts of dispositions, and may not be comparable to data from the other courts.

Source: Judicial Administrator, Judicial Council Annual Report with 1977 Statistics and Related Data (New Orleans, Louisiana). Statistics are from the annual report except that totals have been computed where necessary.

LOUISIANA CITY COURT[i] AND PARISH COURT[i], AND MUNICIPAL COURT AND TRAFFIC COURT OF NEW ORLEANS
Court of limited jurisdiction
49 courts, 56 judges; 2 courts, 3 judges; 1 court, 4 judges; 1 court, 4 judges
January 1, 1977 to December 31, 1977

	Beginning pending	Filed	Disposed	End pending
Civil[d]:				
Law:				
Civil	N/A	62,351[i]	N/A	N/A
Total civil	N/A	62,351[i]	N/A	N/A
Criminal[d]:				
Total criminal	N/A	110,621[i]	N/A	N/A
Traffic:				
Other traffic violation	N/A	382,865[i]	N/A	N/A
Total traffic	N/A	382,865[i]	N/A	N/A
Juvenile[j]:				
Total juvenile	N/A	13,976[i]	N/A	N/A
Grand total	N/A	569,813[i]	N/A	N/A

Boldface headings indicate the classifications used by the NCSP.
N/A = This case type is handled by the court, but the data are unavailable.

[d]Case definition or unit of count:
A civil case is counted with the filing of a petition or complaint.
The criminal case unit of count is the number of informations, indictments, or complaints.

[i]Data are not complete:
Data were not available for Houma and Plaquemines. Filings for the following courts are estimates based on nine months data: Jefferson Second Parish Court, Slidell, and Winnfield. Marksville and Pineville reports were estimated based on eight months data.

[j]Explanation of data included in the category:
Juvenile traffic filings are included in the juvenile total filings.

Source: Judicial Administrator, Judicial Council Annual Report with 1977 Statistics and Related Data (New Orleans, Louisiana). Statistics are from the annual report except that totals have been computed where necessary, and revisions were made by the state court administrative office during data verification.

LOUISIANA JUSTICE OF THE PEACE COURT
Court of limited jurisdiction
461 courts, 461 justices of the peace
January 1, 1977 to December 31, 1977

There were no data available for cases handled in the Justice of the Peace Court for 1977.

LOUISIANA MAYOR'S COURT
Court of limited jurisdiction
January 1, 1977 to December 31, 1977

There were no data available for cases handled in the Mayor's Court for 1977.

MAINE COURT SYSTEM, 1977

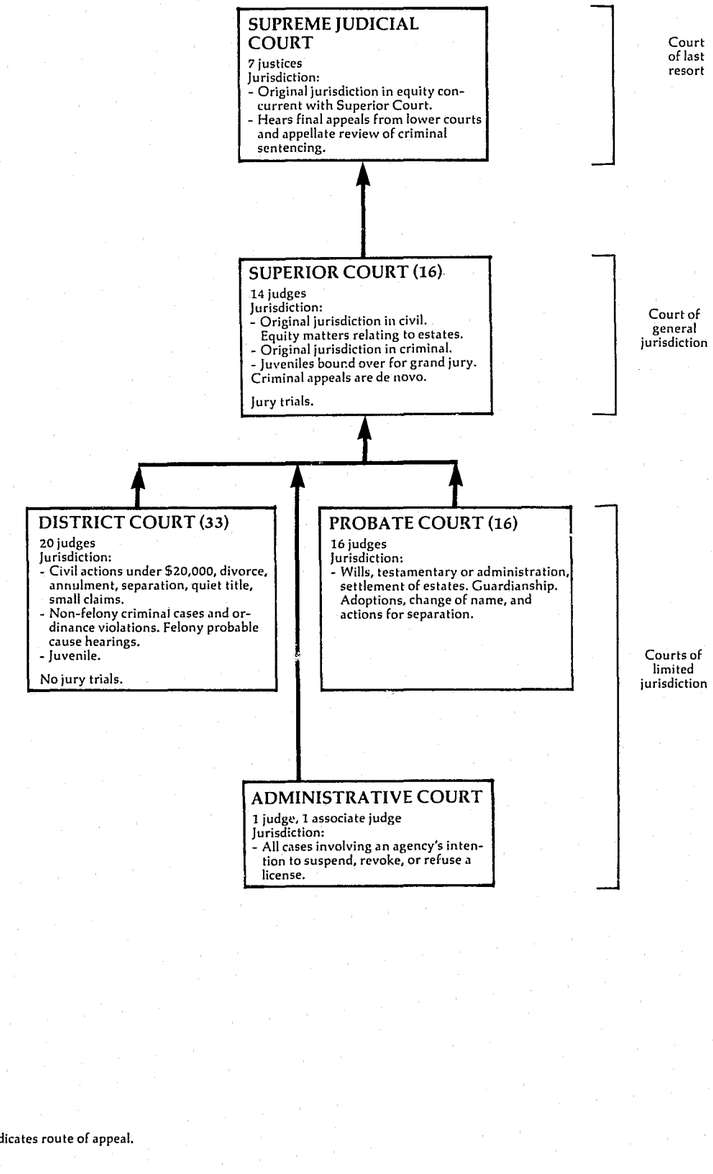

Preceding page blank

MAINE SUPREME JUDICIAL COURT
Court of last resort
7 justices
January 1, 1977 to December 31, 1977

	Beginning pending	Filed	Disposed	End pending
Cases:				
Appeals:				
Civil:				
New appeals	X	168	X	X
Reports	X	6	X	X
Total	143	174	112	205
Criminal:				
New appeals	X	145	X	X
Interlocutory appeals	X	7	X	X
Total	136	152	124	164
Total appeals	279	326	236	369
Other cases:				
Original proceedings:				
Advisory opinions:				
Solemn occasion opinions	0	3	3	0
Sentence review only:				
Appeals in the appellate division	35	50	43	42
Total other cases	35	53	46	42
Total cases	314	379	282	411

Manner of disposition

	Civil	Criminal	Total
Written opinion	90	73	163
Per curiam and memorandum opinions	4	14	18
Solemn occassion opinions	3	0	3

Disposition of appeals

	Civil	Criminal	Total
Sustained (reversed)	34	9	43
Denied (affirmed)	45	63	108
Remanded	5	1	6
Dismissed before argument.	22	50	72
Dismissed	6	1	7

Status of pending cases (appeals) (12/31/77)

Not yet at issue	132
At issue awaiting oral argument	64
Orally argued awaiting opinion	173

Disposition of sentence review cases

Sentence unchanged	42
Sentence reduced	1
Sentence increased	0

Boldface headings indicate the classifications used by the NCSP.
X = The data for this case type are known to be included in the total but were not available by category.

Source: Administrative Office of the Courts, Annual Report 1977 (Auburn, Maine: 1978). Statistics are from the annual report except that totals have been computed where necessary, and corrections were made during the process of data verification by the clerk of court.

MAINE SUPERIOR COURT
Court of general jurisdiction
16 counties, 14 judges
January 1, 1977 to December 31, 1977

	Beginning pending	Filed	Disposed	End pending
Civil[d]:				
Law:				
Other civil	2,510	2,642	1,853	3,302[g]
Tort:				
Damages	927	874	584	1,217
Personal injury	1,263	956	666	1,553
Total	2,190	1,830	1,250	2,770
Contract	1,604	1,108	854	1,858
Domestic relations:				
Marriage dissolution:				
Divorce	226	536	337	425
Support/custody:				
URESA	619	1,171	735	1,055
Total	845	1,707	1,072	1,480
Appeal:				
Appeal of trial court case:				
Infraction appeal	10	24	20	14
Other appeal	186	200	147	239
Total	196	224	167	253
Extraordinary writ:				
Habeas corpus	58	57	58	57
Total civil	7,403[f]	7,568	5,254	9,720[g]
Criminal[d]:				
Felony:				
Classes A, B, and C	815	3,094	2,346	1,563
Misdemeanor:				
Classes D and E	722	2,523	2,042	1,203
Ordinance violation	(j)	(j)	(j)	(j)
Other criminal[j]	314[j]	521[j]	463[j]	372[j]
Total criminal	1,851[f]	6,138	4,851	3,138
Traffic:				
Other traffic violation:				
Title 29	397	1,881	1,429	849
Total traffic	397	1,881	1,429	849
Grand total	9,651[f]	15,587	11,534	13,707[g]

	Trial[d]		
	Jury	Non-jury	Total
Civil[m]	167	226	393
Criminal:			
Felony	230	79	309
Misdemeanor	114	105	219
Other criminal	22	14	36
Total	366	198	564
Traffic	108	56	164
Grand total	641	480	1,121

Time interval data (average days)

Civil:	
Pretrial memo to pretrial conference	126
Pretrial conference to jury trial	201
Pretrial conference to jury-waived trial	176[n]
Pretrial conference to other disposition	226
Criminal (felony):	
Arraignment to jury trial	106
Arraignment to jury-waived trial	93
Arraignment to disposition	85

Boldface headings indicate the classifications used by the NCSP.

[d]Case definition or unit of count:
A civil case is counted with the filing of a petition or complaint.
The criminal case unit of count is the number of informations, indictments, or complaints.
A trial is counted by the state when it has officially begun.

[f]Beginning pending figure for the 1977 court year does not equal the end pending figure for the 1976 court year:
Figures are as given in the annual report.

[g]Change in pending does not equal the difference between filings and dispositions:
Figures are as given in the annual report.

[j]Explanation of data included in the category:
Other criminal incorporates cases which fall outside Title 17A and Title 12. It includes inland fisheries violations, wildlife violations, and municipal ordinance violations cases.

[m]Information on disposition type on trial data:
Civil trial data do not include URESA cases.

[n]Information on time interval or age of pending data:
Pretrial conference to jury-waived trial time interval figure does not include Aroostock and York counties.

Source: Administrative Office of the Courts, Annual Report 1977 (Auburn, Maine: 1978). Statistics are from the annual report except that totals have been computed where necessary.

MAINE DISTRICT COURT
Court of limited jurisdiction
33 courts, 20 judges
July 1, 1976 to June 30, 1977

	Beginning pending	Filed	Disposed	End pending
Civil[d]:				
Law:				
Civil	N/A	11,803	N/A	N/A
Money judgments	N/A	5,452[i]	N/A	N/A
Total	N/A	17,255[i]	N/A	N/A
Small claims	N/A	14,551[i]	N/A	N/A
Domestic relations:				
Marriage dissolution:				
Divorce	N/A	7,190[i]	N/A	N/A
Support/custody:				
Reciprocal	N/A	85[i]	N/A	N/A
Total	N/A	7,275[i]	N/A	N/A
Mental health	N/A	479[i]	N/A	N/A
Total civil	N/A	39,560[i]	N/A	N/A
Criminal[d]:				
Total criminal	N/A	X	N/A	N/A
Traffic:				
Total traffic	N/A	X	N/A	N/A
Juvenile:				
Total juvenile	N/A	5,083[i]	N/A	N/A
Grand total	N/A	186,823[i,l]	N/A	N/A

Boldface headings indicate the classifications used by the NCSP.
N/A = This case type is handled by the court, but the data are unavailable.
X = The data for this case type are known to be included in the total but were not available by category.

[d]Case definition or unit of count:
A civil case is counted with the filing of a petition or complaint.
The criminal case unit of count is the number of informations, indictments, or complaints.

[i]Data are not complete:
Data for money judgments, small claims, divorce, and juvenile were not reported by Fort Kent and VanBuren Counties.
Only Bath, Belfast, Caribou, Machias, Madawaska, Rockland, and Wiscasset reported reciprocal cases.
Only Augusta and Bangor reported mental health data.

[l]Special source or revision in the data:
The grand total cases filed figure was corrected by the administrative office of the courts during the data verification process.

Source: Administrative Office of the Courts, Annual Report 1977 (Auburn, Maine: 1978). Statistics are from the annual report except that totals have been computed where necessary, and corrections were made during the process of data verification.

MAINE PROBATE COURT
Court of limited jurisdiction
16 courts, 16 judges
January 1, 1977 to December 31, 1977

There were no data available for cases handled in the Probate Court for 1977.

MAINE ADMINISTRATIVE COURT
Court of limited jurisdiction
1 judge, 1 associate judge
July 1, 1976 to June 30, 1977

There were no data available for cases handled by the Administrative Court for 1977.

MARYLAND COURT SYSTEM, 1977

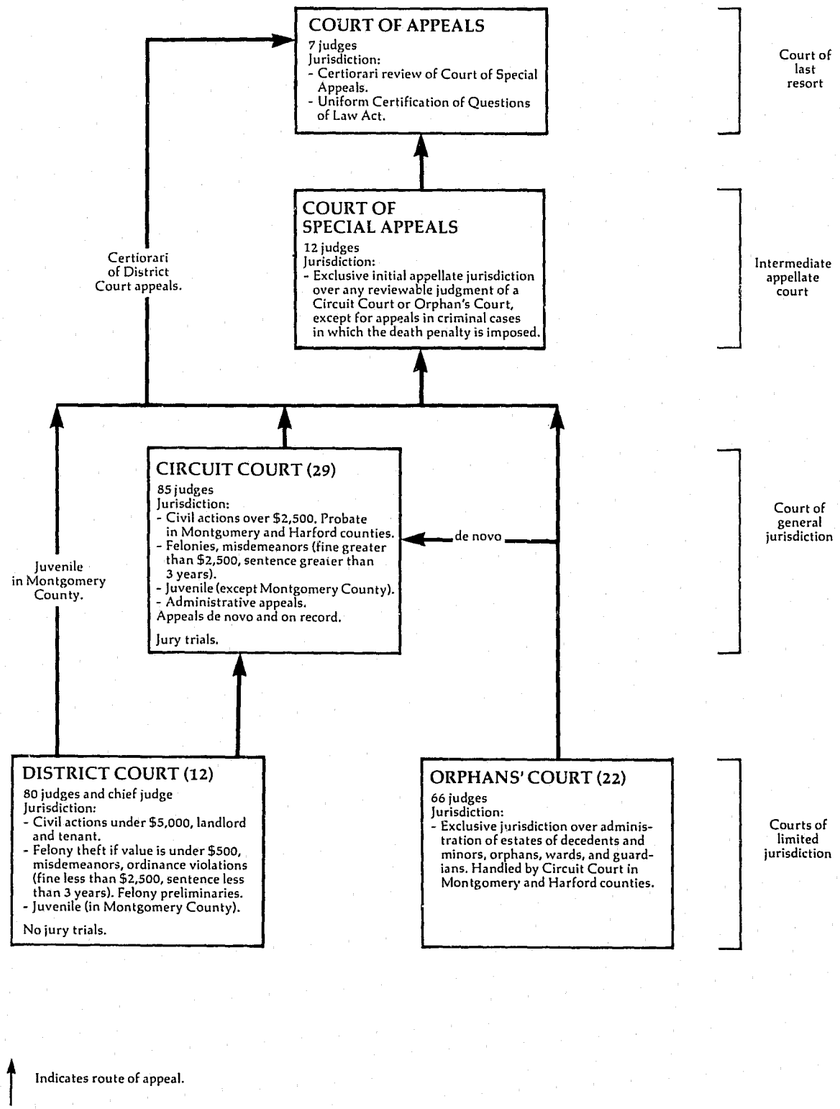

CONTINUED

3 OF 5

MARYLAND COURT OF APPEALS
Court of last resort
7 judges
July 1, 1976 to June 30, 1977

	Beginning pending	Filed	Disposed	End pending
Cases:				
Appeals:				
Civil	6	62[h] (72)[e]	132	8
Criminal	8	(39)[eh]	42	5
Total appeals	14	62[h](111)[e]	174	13
Other cases:				
Original proceedings:				
Disciplinary	0	16	16	0
Requests to appeal:				
Applications for certiorari:				
Civil	0	212	140 (72)[e]	0
Criminal	0	268	226 (42)[e]	0
Total	0	480	366 (114)[e]	0
Total other cases	0	496	382 (114)[e]	0
Total cases	14	558 (111)[e]	556[k](114)[e]	13

Manner of disposition[m]

Reported opinions	137
Unreported opinions	14

Disposition of appeals

	Civil			Criminal	Total
	Law	Equity	Total		
Affirmed	35	23	58	17	75
Modified and affirmed	0	2	2	0	2
Reversed	31	12	43	19	62
Affirmed in part, reversed in part	4	2	6	0	6
Remanded without affirmance or reversal	3	1	4	0	4
Dismissed, opinion filed	3	2	5	0	5
Dismissed without opinion	1	1	2	5	7
Dismissed prior to argument or submission	4	2	6	1	7
Transferred to Court of Special Appeals	4	2	6	0	6

Disposition of applications for certiorari

	Civil	Criminal	Total
Granted	72	42	114
Denied	136	225	361
Dismissed	2	0	2
Withdrawn	2	1	3
Total	212	268	480

Time interval (average months)

Original filing to disposition in Circuit Court	15.4
Disposition in Circuit Court to docketing	7.2
Docketing to argument	2.6
Argument to decision	1.6

Boldface headings indicate the classifications used by the NCSP.

[c]Cases not included in the total to avoid double counting:
Applications for certiorari when granted are not counted as dispositions until the resulting appeal is disposed; a filing is not counted for the associated appeal. These granted applications for certiorari are the numbers appearing in parentheses.

[h]Figure was computed:
Civil and criminal appeal filings and dispositions were computed from available data.

[k]Additional information:
The Court of Appeals also reviewed 22 bar exam matters and 87 bar admittance matters.

[m]Information on disposition type or trial data:
Fifteen opinions were per curiam. Sixteen dissenting opinions, three concurring opinions, and two opinions dissenting in part and concurring in part were also filed.

Source: Administrative Office of the Courts, Annual Report 1976-1977 (Annapolis, Maryland). Statistics are from the annual report except that totals have been computed where necessary.

MARYLAND COURT OF SPECIAL APPEALS
Intermediate appellate court
12 judges
July 1, 1976 to June 30, 1977

	Beginning pending	Filed	Disposed	End pending
Cases:				
Appeals:				
Civil:				
Law	X	X (X)[e]	408	43
Equity	X	X (X)[e]	307	41
Total	91	702 (6)[e]	715	84
Criminal	146	661 (14)[e]	752	69
Total appeals	237	1,363 (20)[e]	1,467	153
Other cases:				
Original proceedings				
Requests to appeal:				
Application for leave to appeal:				
Postconviction remedy:				
Postconviction	0	167[h]	153 (14)[e]	0
Defective delinquent	0	15[h]	9 (6)[e]	0
Total	0	182[h]	162 (20)[e]	0
Total other cases	0	182[h]	162 (20)[e]	0
Total cases	237	1,545[h](20)[e]	1,629 (20)[e]	153

Manner of disposition[m]

Reported opinions	302
Unreported opinions, all per curiam	687

Disposition of applications for leave to appeal

	Postconviction	Defective delinquent	Total
Granted	14	6	20
Denied	150	9	159
Withdrawn	1	0	1
Remanded	2	0	2
Total	167	15	182

Disposition of appeals

	Civil			Criminal	Total
	Law	Equity	Total		
Affirmed	135	102	237	498	735
Modified and affirmed	0	6	6	0	6
Reversed	48	33	81	67	148
Affirmed in part, reversed in part	13	16	29	32	61
Remanded without affirmance or reversal	5	5	10	0	10
Dismissed, opinion filed	13	14	27	8	35
Dismissed prior to argument or submission	130	89	219	144	363
Transferred to Court of Appeals	64	42	106	3	109

Time interval (average months)

Original filings to dispositions in court below	11.3
Disposition in Circuit Court to docketing	2.6
Docketing to argument	4.6
Argument to decision	1.1

Boldface headings indicate the classifications used by the NCSP.
Blank space = Not enough information is known. The case category may or may not be handled by the court.
X = The data for this case type are known to be included in the total but were not available by category.

[c]Cases not included in the total to avoid double counting:
Applications for leave to appeal when granted are not counted as dispositions until the resulting appeal is disposed; a new filing is not counted for the associated appeal. These granted applications for leave to appeal are the numbers appearing in parentheses.
[h]Figure was computed:
Filings were computed from disposed and pending figures.
[m]Information on disposition type or trial data:
Seven dissenting opinions and three concurring opinions were also filed.

Source: Administrative Office of the Courts, Annual Report 1976-1977 (Annapolis, Maryland). Statistics are from the annual report except that totals have been computed where necessary.

MARYLAND CIRCUIT COURT
Court of general jurisdiction
29 courts, 85 judges
July 1, 1976 to June 30, 1977

	Beginning pending	Filed	Disposed	End pending
Civil[d]:				
Law:				
Confessed judgments	X	1,636	1,640	X
Other law	X	1,803	1,671	X
Defective delinquent	X	63	80	X
Total	X	3,502	3,391	X
Tort:				
Auto tort:				
Motor tort	X	5,486	6,836	X
Other tort:				
Other tort	X	2,018	2,029	X
Consent cases	X	220	268	X
Total	X	2,238	2,297	X
Total	X	7,724	9,133	X
Contract	X	4,858	4,315	X
Real property rights:				
Condemnation	X	426	644	X
Foreclosure	X	2,459	1,835	X
Total	X	2,885	2,479	X

(continued on next page)

Equity:				
Other equity	X	9,618	7,061	X
Domestic relations:				
Marriage dissolution:				
Divorce, nullity, maintenance	X	25,923	23,632	X
Adoption	X	1,754	1,657	X
Other domestic relations:				
Paternity	X	6,459	5,345	X
Total	X	34,136	30,634	X
Estate:				
Guardianship/conservatorship/trusteeship:				
Petition for guardianship	X	441	418	X
Appeal:				
Appeal of administrative agency case	X	1,543	1,078	X
Appeal of trial court case	X	864	694	X
Total	X	2,407	1,772	X
Extraordinary writ:				
Habeas corpus	X	455	486	X
Total civil	121,714	66,026	59,689	128,051
Criminal[d]:				
Felony/misdemeanor:				
Desertion and nonsupport	X	2,284	2,189	X
Other criminal	X	35,142	32,897	X
Adult offenses against juveniles	(j)	123	135	(j)
Total	X	37,549	35,221	X
Appeal:				
Motor vehicle	X	3,400	3,446	X
Criminal	X	1,904	1,858	X
Total	X	5,304	5,304	X
Postconviction remedy:				
Postconviction	X	441	417	X
Sentence review only:				
Applications for review of criminal sentences	N/A	322	332	N/A
Total criminal	12,216[ij]	43,616	41,274	14,580[ij]
Juvenile:				
Criminal-type offense:				
Delinquency	X	20,928[k]	21,424	X
Other juvenile:				
Child in need of assistance/child in need of supervision	X	2,774[k]	3,018	X
Total juvenile	7,864[j]	23,702	24,442	4,045[ij]
Grand total	138,727[ij]	133,344	125,405	146,676[ij]

Trial[d]

	Jury	Non-jury	Total
Civil:			
Law[n]	985	1,554	2,539
Equity[n]	0	14,408	14,408
Total	985	15,962	16,947
Criminal	2,076	7,905	9,981
Grand total	3,061	23,867	26,928

Time interval (average days)[h]

	Filing to trial or hearing	Filing to disposition
Civil:		
Law[n]	502	508
Equity[n]	195	227
Total	241	320
Criminal	113	127
Juvenile	N/A	63

Boldface headings indicate the classifications used by the NCSP.
N/A = This case type is handled by the court but the data are unavailable.
X = The data for this case type are known to be included in the total but were not available by category.

[d]Case definition or unit of count:
A civil case is counted with the filing of a petition or complaint.
The criminal case unit of count is the number of informations or indictments.
A jury trial is counted if tried to verdict.
A non-jury trial is counted at the point when an opening statement or the introduction of any evidence occurs.
[g]Change in pending does not equal the difference between filings and dispositions:
Figures are as given in the annual report.
[h]Figure was computed:
Time interval data were computed by weighting the individual court's average by the number of trials per court.
[i]Data are not complete:
Criminal and grand total pending do not include sentence review only cases.
[j]Explanation of data included in the category:
Pending figures for adult offenses against juveniles are included in the total pending for juvenile cases.
[k]Additional information:
Juvenile and grand total data do not include juvenile cases from the Montgomery County District Court. These cases are reported on the District Court profile.
[n]Information on disposition type or trial data:
The equity category for trial data includes domestic relations, equity, and foreclosure. The law category includes all other civil categories.
[n]Information on time interval or age of pending data.
The equity category for time interval data includes domestic relations, equity, and foreclosure. The law category includes all other civil categories.

Source: Administrative Office of the Courts, Annual Report 1976-77 (Annapolis, Maryland). Statistics are from the annual report except that totals have been computed where necessary.

MARYLAND DISTRICT COURT[k]
Court of limited jurisdiction
12 districts, 80 judges and chief judge
July 1, 1976 to June 30, 1977

	Beginning pending	Filed	Disposed	End pending
Civil[d]:				
Law:				
Contract and tort cases	N/A	99,130	N/A	N/A
Real property rights:				
Landlord and tenant	N/A	261,808	N/A	N/A
Other civil	N/A	10,398	N/A	N/A
Total civil	N/A	371,336	N/A	N/A
Criminal[d]:				
Misdemeanor:				
Criminal	N/A	111,673	N/A	N/A
Adult offenses against juveniles[j]	(j)	15	10	(j)
Total	N/A	111,688	10[i]	N/A
Total criminal	N/A	111,688	10[i]	N/A
Traffic:				
Total traffic	N/A	672,516	N/A	N/A
Juvenile[k]:				
Criminal-type offense:				
Delinquency	X	2,051	2,390	X
Other juvenile:				
C.H.N.A. or C.I.N.S.	X	848	939	X
Total juvenile	3,067[i]	2,899	3,329	2,642[i]
Grand total	3,067[i]	1,158,439[k]	3,339[i]	2,647[i]

Non-jury trial[d]

Civil	34,125
Traffic	213,481
Total	247,606

Boldface headings indicate the classifications used by the NCSP.
N/A = This case type is handled by the court, but the data are unavailable.

[d]Case definition or unit of count:
A civil case is counted with the filing of a petition or complaint.
The criminal case unit of count is the number of defendants on the information, indictment, or complaint.
A non-jury trial is counted at the point when an opening statement or the introduction of any evidence occurs.

[k]Additional information:
Juvenile cases in Montgomery County are heard in the District Court and are included on this profile. Elsewhere in the state juvenile cases are heard in the Circuit Court. Data for those juvenile cases (outside Montgomery County) are included in the Circuit Court profile.

[i]Data are not complete:
Criminal disposed data include misdemeanor adult offenses against juveniles only. Grand total pending and disposed data include criminal adult offenses against juveniles and juvenile cases only.

[j]Explanation of data included in the category:
Juvenile pending data also include criminal adult offenses juveniles.

Source: Administrative Office of the Courts, Annual Report 1976-77 (Annapolis, Maryland). Statistics are from the annual report except that totals have been computed where necessary.

MARYLAND ORPHAN'S COURT
Court of limited jurisdiction
22 counties, 66 judges
July 1, 1976 to June 30, 1977

There were no data available for cases handled in the Orphan's Court for fiscal year 1977.

MASSACHUSETTS COURT SYSTEM, 1977

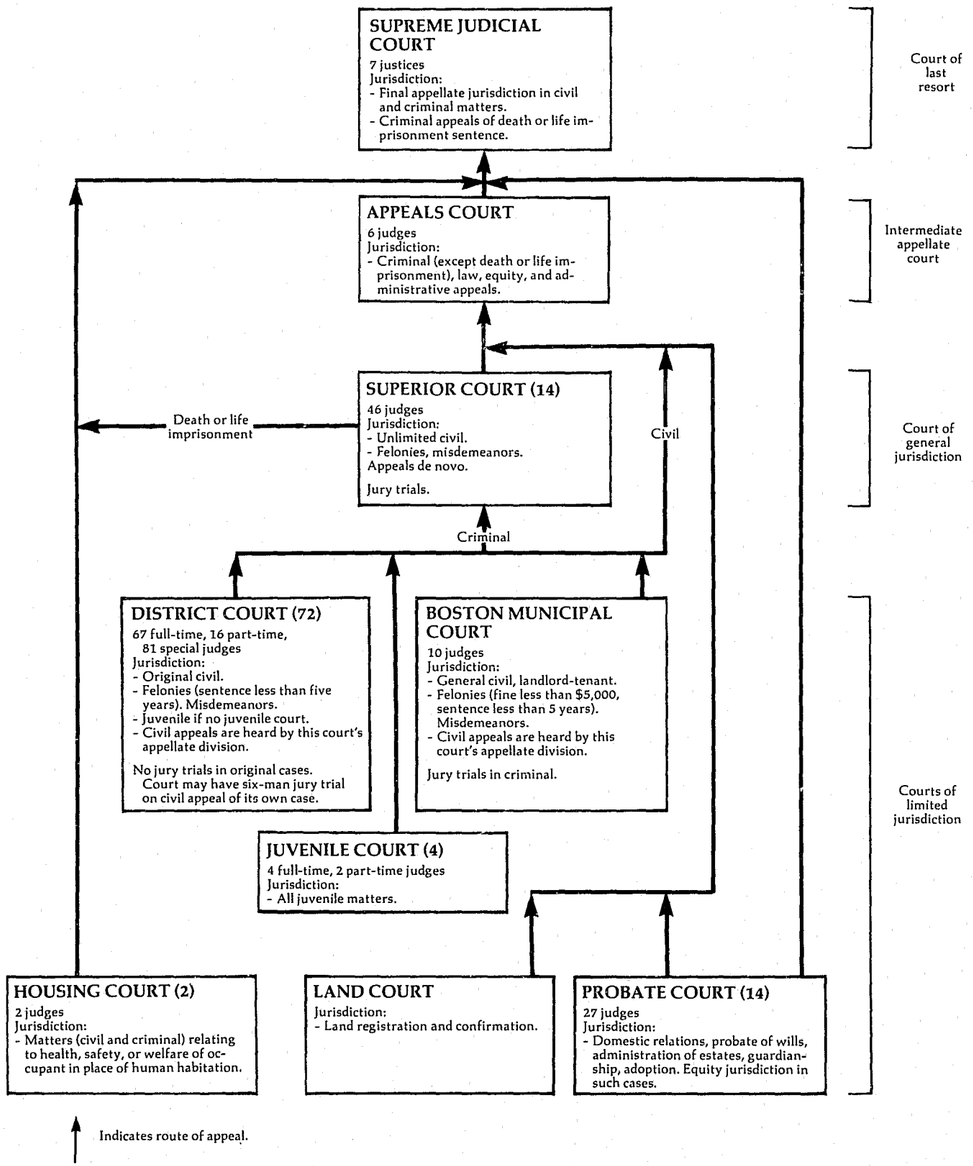

Preceding page blank

MASSACHUSETTS COURT SYSTEM, 1977

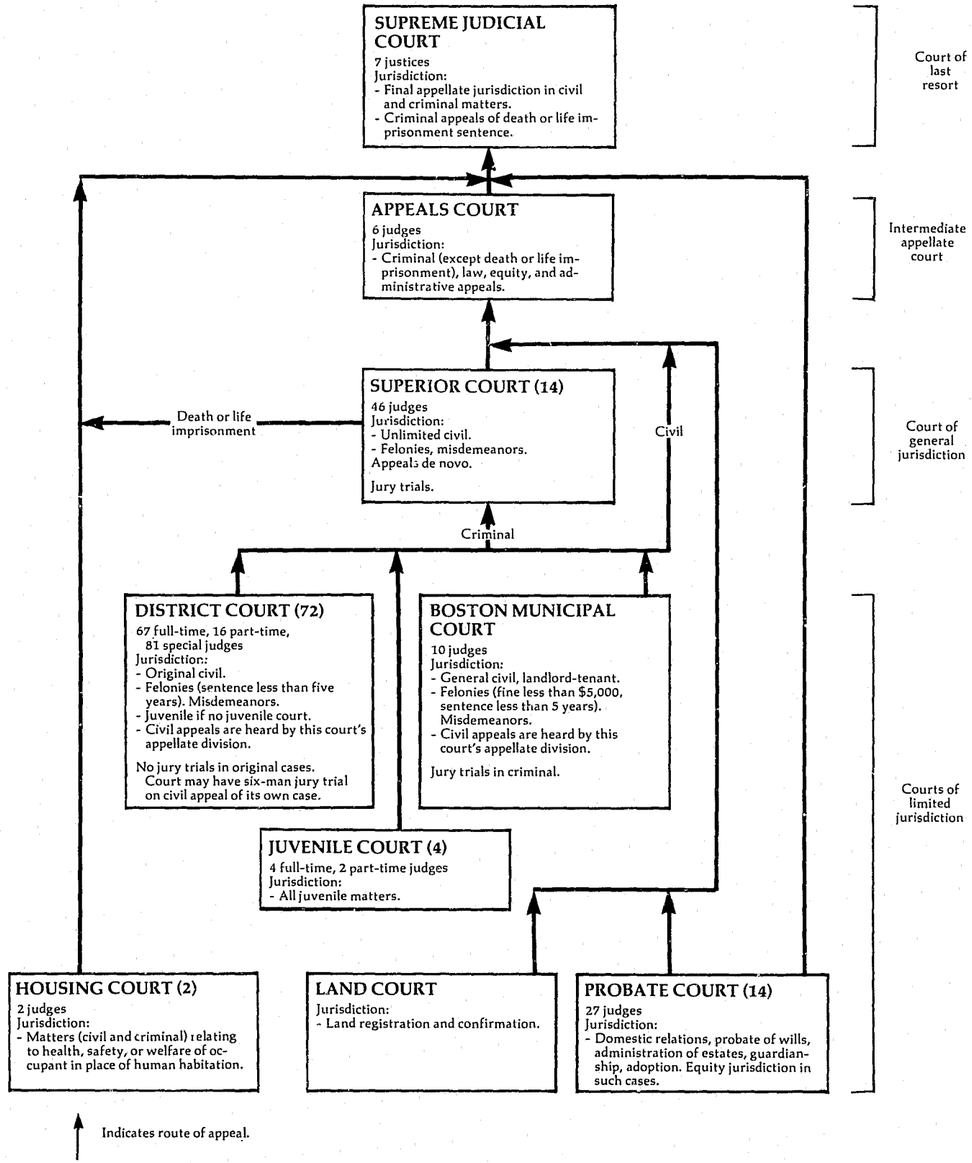

Preceding page blank

MASSACHUSETTS SUPREME JUDICIAL COURT
Court of last resort
7 justices
July 1, 1976 to June 30, 1977

	Beginning pending	Filed	Disposed	End pending
Cases:				
Appeals:				
Full court appeals	N/A	304	N/A	N/A
Single justice appeals[a]	N/A	701	N/A	N/A
Total appeals	N/A	1,005	N/A	N/A
Other cases:				
Original proceedings	N/A	N/A	N/A	N/A
Requests to appeal	N/A	N/A	N/A	N/A
Total other cases	N/A	N/A	N/A	N/A
Total cases	N/A	1,005[i]	N/A	N/A

Manner of disposition		Disposition of full court appeals	
Full court appeals:			
Written opinion	253	Dismissed	3
Rescript opinion	20		

Boldface headings indicate the classifications used by the NCSP.
N/A = This case type is handled by the court, but the data are unavailable.

[a]Court jurisdiction:
Massachusetts Supreme Judicial Court justices sit (on a rotational basis) in "single justice sessions." An unknown number of these cases are referred to the full court for final disposition and may be counted twice.
[i]Data are not complete:
Total cases filed figure only includes appeals filed. No information was available on the volume of original proceedings or requests to appeal cases for the time period.

Source: Unpublished data supplied by the Office of the Chief Administrative Justice. Figures are from the unpublished data except that totals have when computed where necessary.

MASSACHUSETTS APPEALS COURT
Intermediate appellate court
6 judges
January 1, 1977 to December 31, 1977[b]

	Beginning pending	Filed	Disposed	End pending
Cases:				
Appeals:				
Civil	N/A	975	X	N/A
Criminal	N/A	191	X	N/A
Total appeals	N/A	1,166	912	N/A
Other cases:				
Original proceedings				
Requests to appeal				
Total other cases				
Total cases	N/A	1,166	912	N/A
Other proceedings:				
Other matters:				
Temporary order/interlocutory before single justice	N/A	2,635	2,635	N/A
Total other proceedings	N/A	2,635	2,635	N/A

Manner of disposition		Disposition of appeals	
Full opinion	284	Summarily affirmed without hearing	91
		Dismissals/appeals withdrawn/remands	312
		Transferred to the Supreme Judicial Court	225

Boldface headings indicate the classifications used by the NCSP.
Blank space = Not enough information is known. The case category may or may not be handled by the court.
N/A = This case type is handled by the court, but the data are unavailable.
X = The data for this casetype are known to be included in the total but were not available by category.

[b]Particular court or reporting system information:
The two previous years in this national series of state court caseload statistics reported fiscal year data for this court.

Source: Clerk and Administrator of the Appeals Court, Annual Report (unpublished). Statistics are from this unpublished report except that totals have been computed where necessary.

MASSACHUSETTS SUPERIOR COURT
Court of general jurisdiction
14 courts, 46 judges
July 1, 1976 to June 30, 1977

	Beginning pending	Filed	Disposed	End pending
Civil[d]:				
Other civil:				
Jury cases	48,154	X	X	41,706
Non-jury cases	43,165	X	X	43,882
Total	91,319	31,395[l]	34,966[l]	85,588
Total civil	91,319	31,395[l]	34,966[l]	85,588[s]
Criminal[d]:				
Total criminal	46,414	35,254[l]	40,850[l]	43,355[s]
Grand total	137,733	66,649	75,816	128,943[s]

Boldface headings indicate the classifications used by the NCSP.
X = The data for this case type are known to be included in the total but were not available by category.

[d]Case definition or unit of count:
A civil case is counted with the filing of a petition or complaint.
The criminal case unit of count is the number of informations or indictments.
A jury trial is counted when the jury is sworn.
A non-jury trial is counted at the point when an opening statement or the introduction of any evidence occurs.
[s]Change in pending does not equal the difference between filings and dispositions:
Figures are as given in the annual report and additional data supplied.
[l]Special source or revision in the data:
Filing and disposition figures were provided by the administrative office of the courts during data verification.

Source: Chief Administrative Justice, Annual Report--The Office of the Chief Administrative Justice of the Trial Court, 1978 (Boston, Massachusetts: 1978). Statistics are from the annual reort except that totals have been computed where necessary, and additional data were supplied by the administrative office of the court during data verification.

MASSACHUSETTS DISTRICT COURT
Court of limited jurisdiction
72 courts: 67 full-time, 16 part-time,
and 81 special judges
July 1, 1976 to June 30, 1977

	Beginning pending	Filed	Disposed	End pending
Civil[d]:				
Law:				
Civil complaints	N/A	63,917	N/A	N/A
Summary process	N/A	18,984	N/A	N/A
Supplementary process	N/A	35,400	N/A	N/A
Total	N/A	118,301	N/A	N/A
Tort:				
Other tort:				
Petitions for compensation of victims of violent crimes	N/A	415	N/A	N/A
Small claims	N/A	117,720	N/A	N/A
Domestic relations:				
Support/custody:				
Neglect of family, nonsupport	N/A	3,608	N/A	N/A
Uniform Reciprocal Enforcement of Support Act	N/A	3,825	N/A	N/A
Total	N/A	7,433	N/A	N/A
Mental health:				
Commitments of mentally ill	N/A	2,003	N/A	N/A
Appeal:				
Appeal of trial court case:				
Appellate Division	N/A	89	N/A	N/A
Other civil:				
Remand or transfer cases	4,758[h]	3,663	3,909	4,512
Total civil	4,758[i]	249,624	3,909[i]	4,512[i]
Criminal[d]:				
Misdemeanor:				
Criminal complaints (except motor vehicle)[j]	N/A	200,888	N/A	N/A
Appeal:				
Criminal appeals	N/A	16,676	N/A	N/A
Total criminal	N/A	217,564	N/A	N/A
Traffic:				
DWI/DUI:				
Operating under influence of intoxicating liquor	N/A	20,988	N/A	N/A
Operating under influence of drugs	N/A	320	N/A	N/A
Total	N/A	21,308	N/A	N/A
Parking:				
Criminal parking	N/A	666,689	N/A	N/A
Parking tickets returned	N/A	1,868,774	N/A	N/A
Total	N/A	2,535,463	N/A	N/A
Other traffic violation:				
Operating so as to endanger	N/A	13,081	N/A	N/A
All other motor vehicle complaints	N/A	528,454	N/A	N/A
Total	N/A	541,535	N/A	N/A
Total traffic	N/A	3,098,306	N/A	N/A
Juvenile:				
Criminal-type offense:				
Juvenile drug complaints	N/A	1,552	N/A	N/A
All other juvenile complaints	N/A	32,286	N/A	N/A
Total	N/A	33,838	N/A	N/A
Status offense:				
Child in need of supervision petitions	N/A	2,248	N/A	N/A
Non-offense:				
Neglected children	N/A	914	N/A	N/A
Total juvenile	N/A	37,000	N/A	N/A
Grand total	4,758[i]	3,602,494	3,909[i]	4,512[i]

Boldface headings indicate the classifications used by the NCSP.
N/A = This case type is handled by the court, but the data are unavailable.

[d]Case definition or unit of count:
A civil case is counted with the filing of a petition or complaint.
The criminal case unit of count is the number of complaints.
[h]Figure was computed:
Beginning pending figure was computed from filing, disposed, and end pending data.
[i]Data are not complete:
Total civil and grand total disposed and pending figures include only other civil cases.
[j]Explanation of data included in the category:
Criminal complaints include some felony cases. A maximum 5-year sentence may be given in these felony cases.

Source: Chief Administrative Justice, Annual Report--The Office of the Chief Administrative Justice of the Trial Court, 1978 (Boston, Massachusetts: 1978). Statistics are from the annual report except that totals have been computed where necessary.

BOSTON MUNICIPAL COURT, MASSACHUSETTS
Court of limited jurisdiction
1 court, 10 judges
July 1, 1976 to June 30, 1977

	Beginning pending	Filed	Disposed	End pending
Civil[d]:				
Law:	N/A	23,315[k]	N/A	N/A
Civil business	N/A	680[l]	N/A	N/A
Transferred from Superior Court	N/A	23,995	N/A	N/A
Total				
Small claims:	N/A	1,925[l]	1,411[l]	N/A
Contract	N/A	174[l]	112[l]	N/A
Tort	N/A	2,099[l]	1,523[l]	N/A
Total				
Domestic relations:				
Support/custody:	N/A	207[k]	207[l]	N/A
Reciprocal support				
Appeal:	N/A	12	N/A	N/A
Appellate Division				
Total civil	N/A	26,313	1,730[l]	N/A
Criminal[d]:				
Misdemeanor:	N/A	25,924[l]	N/A	N/A
Criminal business				
Total criminal	N/A	25,924[l]	N/A	N/A
Traffic:				
Total traffic	N/A	N/A	N/A	N/A
Grand total	N/A	52,237[l]	1,730[l]	N/A

Trial

Civil:	Jury	Non-jury	Total
Law:			
Civil business	X	X	2,350
Criminal	--	5,613	5,613
Total	X	X	7,963

Civil dispositions

Law:
- Civil business:
  - Actions removed to Superior Court ... 522
  - Actions defaulted ... 11,559

Criminal dispositions

Misdemeanor:
- Pleaded guilty ... 6,969
- Acquitted ... 1,129
- Placed on file, dismissed ... 2,536
- Bound over to Grand Jury ... 640
- Total convicted ... 8,277

Boldface headings indicate the classifications used by the NCSP.
N/A = This case type is handled by the court, but the data are unavailable.
X = The data for this case type are known to be included in the total but were not available by category.
-- = Not applicable.

[d]Case definition or unit of count:
A civil case is counted with the filing of a petition or complaint.
The criminal case unit of count is the number of complaints.

[l]Data are not complete:
No data were available for traffic cases in this court during the time period.
Total civil and grand total cases disposed only include small claims and reciprocal support cases.

[k]Additional information:
There were 522 of the civil business cases removed to Superior Court; the net number of cases filed was 22,793.
Of the 207 Uniform Reciprocal Support Act petitions, 181 were forwarded in error and redirected to other courts. Five of the 207 petitions were from Boston residents, the remaining 202 were from out of state.

[l]Special source or revision in the data:
This figure was supplied by the court administrative office during the data verification process.

Source: Chief Administrative Justice, Annual Report--The Office of the Chief Administrative Justice of the Trial Court, 1978 (Boston, Massachusetts: 1978). Statistics are from the annual report except that totals have been computed where necessary and additions and corrections were made by the administrative office of the courts during the data verification process.

MASSACHUSETTS HOUSING COURT
Court of limited jurisdiction
2 courts[b], 2 judges
July 1, 1976 to June 30, 1977

	Beginning pending	Filed	Disposed	End pending
Civil[d]:				
Small claims	N/A	1,545	N/A	N/A
Real property rights:				
Civil	N/A	1,495	N/A	N/A
Summary process	N/A	4,199	N/A	N/A
Total	N/A	5,694	N/A	N/A
Total civil	N/A	7,239	N/A	N/A
Criminal[d]:				
Misdemeanor:				
Criminal	N/A	4,742	N/A	N/A
Total criminal	N/A	4,742	N/A	N/A
Grand total	N/A	11,981	N/A	N/A

Boldface headings indicate the classifications used by the NCSP.
N/A = This case type is handled by the court, but the data are unavailable.

[b]Particular court or reporting system information:
The two courts are in Boston and Hampden County.

[d]Case definition or unit of count:
A civil case is counted with the filing of a petition or complaint.
The criminal case unit of count is the number of complaints.

Source: Chief Administrative Justice, Annual Report--The Office of the Chief Administrative Justice of the Trial Court, 1978 (Boston, Massachusetts: 1978). Statistics are from the annual report except that totals have been computed where necessary.

MASSACHUSETTS JUVENILE COURT
Court of limited jurisdiction
4 courts[b], 4 full-time and 2 part-time judges
July 1, 1976 to June 30, 1977

	Beginning pending	Filed	Disposed	End pending
Criminal[d]:				
Misdemeanor:				
Adult	N/A	34[i]	N/A	N/A
Total criminal	N/A	34[i]	N/A	N/A
Juvenile[d]:				
Criminal-type offense:				
Juvenile criminal	N/A	57	N/A	N/A
Delinquent	N/A	9,828	N/A	N/A
Appellate--delinquency	N/A	116	N/A	N/A
Total	N/A	10,001	N/A	N/A
Status offenses:				
Child in need of supervision	N/A	1,229	N/A	N/A
Appellate--child in need of supervision	N/A	1	N/A	N/A
Total	N/A	1,230	N/A	N/A
Non-offense:				
Children in need of care and protection	N/A	361	N/A	N/A
Appellate--care and protection	N/A	28	N/A	N/A
Total	N/A	389	N/A	N/A
Total juvenile	N/A	11,620	N/A	N/A
Grand total	N/A	11,654[ik]	N/A	N/A

Boldface headings indicate the classifications used by the NCSP.
N/A = This case type is handled by the court, but the data are unavailable.

[b]Particular court or reporting system information:
The four courts are located in Bristol, Boston, Springfield, and Worcester. The appellate division is located in Boston.

[d]Case definition or unit of count:
The criminal and juvenile case unit of count is the number of complaints.

[i]Data are not complete:
No data were available for adult misdemeanor cases in Worcester.

[k]Additional information:
In the course of conducting the business of the court, 48,455 judicial determinations were made.

Source: Chief Administrative Justice, Annual Report--The Office of the Chief Administrative Justice of the Trial Court, 1978 (Boston, Massachusetts: 1978). Statistics are from the annual report except that totals have been computed where necessary.

MASSACHUSETTS PROBATE COURT
Court of limited jurisdiction
14 courts, 27 judges
July 1, 1976 to June 30, 1977

	Beginning pending	Filed	Disposed	End pending
Civil[d]:				
Domestic relations:				
Marriage dissolution:				
Divorce	N/A	24,418	N/A	N/A
Desertions and living apart	N/A	65	N/A	N/A
Total	N/A	24,483	N/A	N/A
Support/custody:				
Separate support and maintenance	N/A	4,404	N/A	N/A
Custody of minors	N/A	268	N/A	N/A
Total	N/A	4,672	N/A	N/A
Adoption	N/A	2,918	N/A	N/A
Total	N/A	32,073	N/A	N/A
Estate:				
Probate/wills/intestate:				
Wills	N/A	14,349	N/A	N/A
Administrations	N/A	10,745	N/A	N/A
Total	N/A	25,094	N/A	N/A
Guardianship/conservatorship/trusteeship:				
Guardianships (minor and mentally ill)	N/A	2,653	N/A	N/A
Trusteeships	N/A	1,073	N/A	N/A
Accounts and distributions	N/A	23,120	N/A	N/A
Total	N/A	26,846	N/A	N/A
Other estate:				
Partitions	N/A	302	N/A	N/A
Real estate sales	N/A	3,302	N/A	N/A
Equitable relief	N/A	1,257	N/A	N/A
Total	N/A	4,861	N/A	N/A
Total	N/A	56,801	N/A	N/A
Total civil	N/A	88,874	N/A	N/A
Grand total	N/A	88,874	N/A	N/A

Boldface headings indicate the classifications used by the NCSP.
N/A = This case type is handled by the court, but the data are unavailable.

[d]Case definition or unit of count:
A civil case is counted with the filing of a petition or complaint.

Source: Chief Administrative Justice, Annual Report--Office of the Chief Administrative Justice of the Trial Court, 1978 (Boston, Massachusetts: 1978). Statistics are from the annual report except that totals have been computed where necessary.

MASSACHUSETTS LAND COURT
Court of limited jurisdiction
1 court
July 1, 1976 to June 30, 1977

	Beginning pending	Filed	Disposed	End pending
Civil[d]:				
Real property rights:				
Land registration and land confirmation	1,862	338	659	1,541
Subsequent petitions of land registration	109	1,633	1,670	72
Tax liens	3,056	1,307	1,025	3,338
Equity and miscellaneous	6,029	4,744	3,157	7,616
Total	11,056	8,022	6,511	12,567
Total civil	11,056	8,022	6,511	12,567
Grand total	11,056	8,022	6,511	12,567

Boldface headings indicate the classifications used by the NCSP.

[d]Case definition or unit of count:
A civil case is counted with the filing of a petition or complaint.

Source: Chief Administrative Justice. Annual Report--The Office of the Chief Administrative Justice of the Trial Court, 1978 (Boston, Massachusetts). Statistics are from the annual report except that totals have been computed where necessary, and corrections were made during the data verification process.

MICHIGAN COURT SYSTEM, 1977

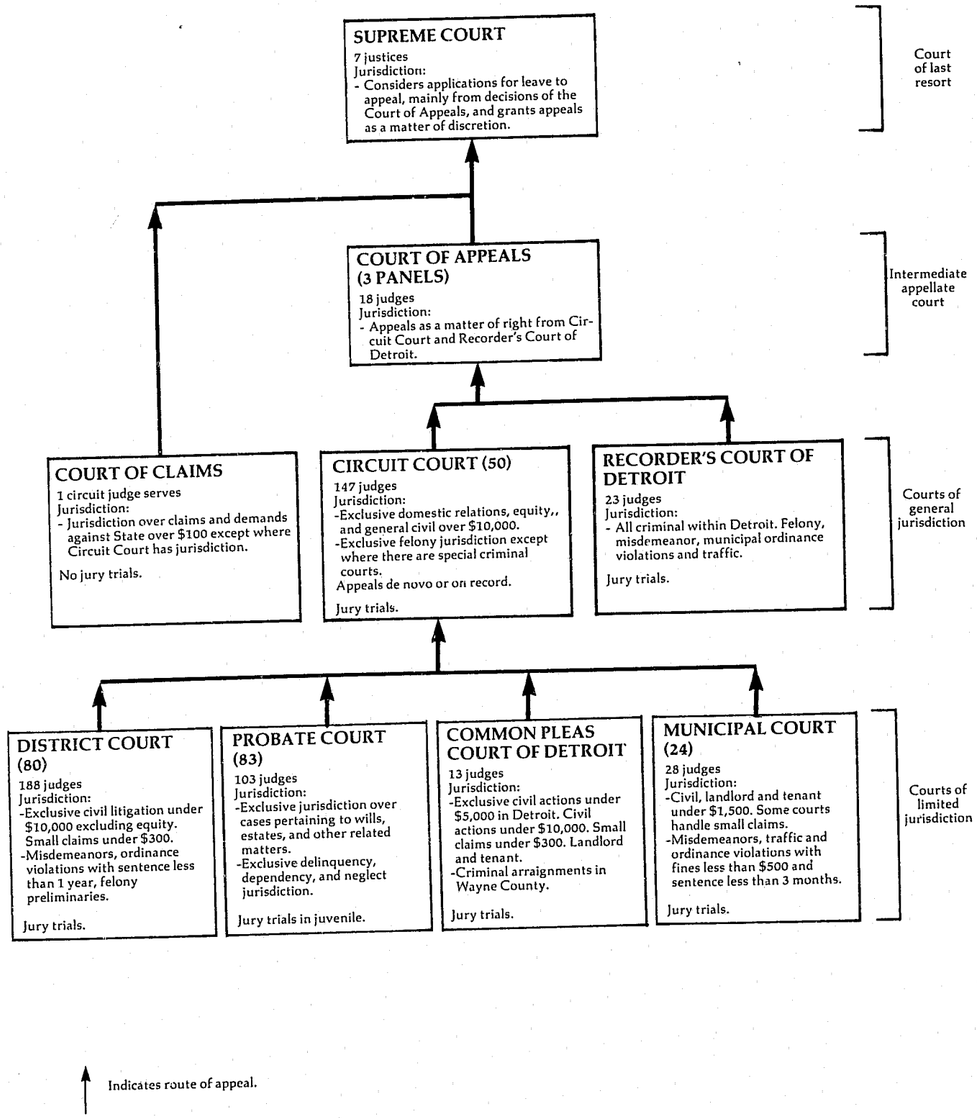

Preceding page blank

MICHIGAN SUPREME COURT
Court of last resort
7 justices
January 1, 1977 to December 31, 1977

	Beginning pending	Filed	Disposed	End pending
Cases:				
Appeals[j]	126	(259[h])[e]	260	125
Total appeals[j]	126	(259[h])[e]	260	125
Other cases:				
Original proceedings	(j)	(j)	(j)	(j)
Requests to appeal:				
Applications[j]	610[f]	1,503	977 (259[h])[e]	6618
Total other cases	610[f]	1,503	977 (259[h])[e]	6618
Total cases	736[f]	1,503 (259[h])[e]	1,237 (259[h])[e]	7868

Manner of disposition

Written opinion	91[m]
Final order without opinion	47
Remanded without opinion	106

Disposition of cases

	Appeals	Requests to appeal
Dismissed on stipulation	6	0
Dismissed on motion	3	0
Dismissed for lack of progress	1	0
Denied	--	955
Withdrawn on stipulation	--	22

Status of pending cases (6/30/77)

	Appeals	Requests to appeal
Filed but not assigned	--	334
Assigned to commissioners, awaiting reports	--	20
Reported on by commissioners, awaiting court decision	--	307
Granted by the court:		
No briefs filed	23	--
Appellant's brief-appendix filed	12	--
Appellee's brief filed	4	--
Noticed for submission	0	--
Assigned--no draft opinion served	46	--
Assigned--draft opinion served	40	--
Total	125	661

Boldface headings indicate the classifications used by the NCSP.
-- = Not applicable.

[e]Cases not included in the total to avoid double counting:
Requests to appeal granted are not counted as disposed until the appeal is disposed; a filing is not counted for the appeal. These granted requests to appeal are the numbers appearing in parentheses.

[f]Beginning pending figure for the 1977 court year does not equal the end pending figure for the 1976 court year:
Figures are as given in the unpublished data.

[g]Change in pending does not equal the difference between filings and dispositions:
Figures are given in the unpublished data.

[h]Figure was computed:
The number of requests to appeal granted was calculated from pending and filed data. This same figure was used as the number of appeals filed, where it also reconciles with the pending and disposed figures given by the clerk of the court.

[j]Explanation of data included in the category:
There is approximately one case per month that is handled as an original proceeding, according to the clerk of court. They are included in with the figures for appeals and requests to appeal.
The majority of cases in the applications category consist of applications for review of Court of Appeals' decisions, requests for advisory opinions, claims of appeal from State Bar Grievance Board decisions, petitions for supervisory control in cases where the right of application for leave to appeal is not provided, and requests for discretionary consideration of Court of Appeals decisions from indigent incarcerated criminal defendants who do not have appointed council. Also included are applications for rehearings.

[m]Information on disposition type or trial data:
The 91 opinions closed 97 cases.

Source: Unpublished data supplied by the clerk of court. Statistics are from the data supplied by the clerk of court except that totals have been computed where necessary.

MICHIGAN COURT OF APPEALS
Intermediate appellate court
3 panels, 18 judges
January 1, 1977 to December 31, 1977

	Beginning pending	Filed	Disposed	End pending
Cases:				
Appeals:				
Claim of appeal	N/A	3,673	X	N/A
Total appeals	N/A	3,673	X	N/A
Other cases:				
Original proceedings	N/A	X	X	N/A
Requests to appeal	N/A	X	X	N/A
Total other cases	N/A	1,601	X	N/A
Total cases	N/A	5,274	4,788	N/A

Manner of disposition[m]

Written opinion	2,185[k]
Appealed to Supreme Court prior to decision (transfer)	5
Order	1,810
Peremptory order	234

Disposition of cases[m]

Affirmed by order	584
Dismissed by order	1,732
Dismissed by stipulation	430
Dismissed for lack of progress	68
Leave denied	992

Boldface headings indicate the classifications used by the NCSP.
N/A = This case type is handled by the court but the data are unavailable.
X = The data for this case type are known to be included in the total, but were not available by category.

[m]Categories for disposition type or trial data:
The number of written opinions includes per curiam and memorandum opinions.
In addition to the 2,185 majority opinions written, there were also 45 concurring and 121 dissenting opinions written.
The 2,185 opinions disposed of 2,343 cases.

Source: State Court Administrator, Annual Report 1977-78 (Lansing, Michigan: 1978). Report contains calendar year data for Court of Appeals. Statistics are from the annual report except that totals have been computed where necessary, and additions have been made during verification by the state court administrative office.

MICHIGAN CIRCUIT COURT
Court of general jurisdiction
50 circuits, 147 judges
July 1, 1976 to June 30, 1977

	Beginning pending	Filed	Disposed	End pending
Civil[d]:				
Tort:				
Auto tort:				
Auto negligence	21,264[f]	10,552	10,096	21,720
Domestic relations:				
Marriage dissolution:				
Divorce	48,457[f]	61,205	63,555	46,107
Appeal:				
Appeal of trial court case:				
Appeal from District Court	517[f]	750	594	673
Other civil:				
Other general civil	44,812[f]	57,926	54,149	49,589
Total civil	115,050[f]	130,433	128,394	117,089
Criminal[d]:				
Felony:				
Criminal[j]	12,128[f]	25,614	25,737	12,005
Appeal:				
Appeal from District Court	540[f]	558	579	519
Total criminal	12,668[f]	26,172	26,316	12,524
Grand total	127,718[f]	156,605	154,710	129,613

(continued on next page)

Trial[d]

	Jury	Non-jury	Total
Civil:			
Auto tort	516	114	630
Marriage dissolution	--	2,520	2,520
Other civil	684	1,603	2,287
Appeal	1	18	19
Total	1,201	4,255	5,456
Criminal:			
Felony	1,883	532	2,415
Appeal	16	17	33
Total	1,899	549	2,448
Grand total	3,100	4,804	7,904

Time interval (average months)

	Filing issue to trial: Number of cases	Jury	Number of cases	Non-jury
Civil:				
Auto tort	465	34.1	122	31.5
Other civil	533	29.5	1,534	12.6
Marriage dissolution (hearings)	--	NH	2,416	12.7
Criminal	1,712	6.5	544	6.1

Age of pending cases (6/30/77)

Cases pending more than two years:	
Civil	
Auto tort	6,451
Marriage dissolution	1,746
Appeal	44
Other civil	9,072
Total	17,313
Criminal:	
Felony	792
Appeal	84
Total	876
Grand total	18,189

Boldface headings indicate the classifications used by the NCSP.
NH = This classification is not handled in this court.
-- = Not applicable.

[d]Case definition or unit of count:
A civil case is counted with the filing of a petition or complaint.
The criminal case unit of count is the number of defendants on the information, indictment, or complaint.
A jury trial is counted when the jury is sworn.
A non-jury trial is counted when the first witness is sworn.
[f]Beginning pending figure for the 1977 court year does not equal the end pending figure for the 1976 court year:
Figures are as given in the annual report.
[j]Explanation of data included in the category:
Criminal includes some high misdemeanors that are punishable by more than 1 year in prison.

Source: State Court Administrator, Annual Report 1976-77 (Lansing, Michigan: 1977). Statistics are from the annual report except that totals have been computed where necessary.

MICHIGAN COURT OF CLAIMS[a]
Court of general jurisdiction
1 circuit judge serves
July 1, 1976 to June 30, 1977

	Beginning pending	Filed	Disposed	End pending
Civil[d]:				
Appeal:				
Appeal of administrative agency case:				
Cases	386	337[k]	249	474
Appeals[j]	401	378	416	363
Total	787	715	665	837
Total civil	787	715	665	837
Grand total	787	715	665	837

Civil dispositions

Cases:	
Settled	6
Consent judgment	102
Dismissed on motion	58
Dismissed on stipulation	40
Judgment for plaintiff	12
Judgment for defendant	11
Discontinued	16
Dismissed by court	1
Cancel--duplicate	2
Appeals:	
Allowed	12
Denied	279
Withdrawn	8

Boldface headings indicate the classifications used by the NCSP.

[a]Court jurisdiction:
Data for this court are included with the general jurisdiction courts since circuit judges serve. Effective January 1, 1979, the jurisdiction of the Court of Claims will be assigned to the 30th Judicial Circuit.
[d]Case definition or unit of count:
A civil case is counted with the filing of a petition or complaint.
[j]Explanation of data included in the category:
Appeals are appeals under the Vietnam Era Bonus Section Act.
[k]Additional information:
Cases filed includes 10 cases remanded from appellate courts.

Source: State Court Administrator, Annual Report 1976-77 (Lansing, Michigan: 1977). Statistics are from the annual report except that totals have been computed where necessary, and corrections were made by the office of the state court administrator during data verification.

RECORDER'S COURT OF DETROIT, MICHIGAN
Court of general jurisdiction
1 court, 23 judges
January 1, 1977 to December 31, 1977

	Beginning pending	Filed	Disposed	End pending
Criminal[d]:				
Felony[j]:				
Felony Division	6,417	12,145	16,202	2,695[g]
Felony and high misdemeanor--Traffic and Ordinance Division[a]	119	28	43	104
Total	6,536	12,173	16,245	2,799[g]
Misdemeanor:				
Misdemeanor Division	N/A	6,783	6,161	N/A
Ordinance violation:				
Arrest[a]	N/A	11,171	N/A	N/A
Pedestrian[a]	N/A	3,945	N/A	N/A
Miscellaneous[a]	N/A	27,772	N/A	N/A
City inspector cases[a]	N/A	36,780	N/A	N/A
Total	N/A	79,668	N/A	N/A
Total criminal	6,536[i]	98,624	22,406[i]	2,799[i]
Traffic:				
Parking[a]	N/A	658,582	N/A	N/A
Other traffic violation:				
State misdemeanor cases[a]	3,169	10,925	9,668	4,426
Accident[a]	N/A	6,624	N/A	N/A
Moving[a]	N/A	189,136	N/A	N/A
Total	3,169[i]	206,685	9,668[i]	4,426[i]
Total traffic	3,169[i]	865,267	9,668[i]	4,426[i]
Grand Total	9,705[i]	963,891	32,074[i]	7,225[i]

Trial[d]

	Jury	Non-jury	Total
Felony Division	1,750	720	2,470
Misdemeanor Division	40	2,756	2,796
Traffic and Ordinance Division	86	N/A	N/A
Grand total	1,876	N/A	N/A

Disposition time (average days)

Felony Division	62.0

Criminal dispositions

	Felony Division	Misdemeanor Division	Traffic and Ordinance Division
Jury trial:			
Conviction	561	N/A	37
Acquittal	562	N/A	43
Directed verdict	9	0	0
Dismissals	209	N/A	0
Plea at trial	276	N/A	0
Hung jury	42	0	0
Mistrial	91	0	6
Non-jury trial:			
Conviction	388	N/A	N/A
Acquittal	332	N/A	N/A
Total trials:			
Conviction	949	620[h]	N/A
Acquittal	894	208	N/A
Dismissed	209	1,968	N/A
Guilty plea	276	0	N/A
Directed verdict	9	0	N/A
Guilty plea before trial	8,694	3,365	N/A
Suspended sentence	N/A	129	N/A
Dismissed	4,364	1,968	N/A
Other	840	N/A	N/A

Boldface headings indicate the classifications used by the NCSP.
N/A = This case type is handled by the court, but the data are unavailable.

[a]Court jurisdiction:
The Traffic and Ordinance Division handles all cases arising under the Michigan Motor Vehicle Law and all other state laws relating to traffic. The case categories handled are felony and high misdemeanors, state misdemeanor cases, arrest, pedestrian, miscellaneous, city inspector cases, parking, accident, and moving. The other two divisions are the Felony Division, handling felonies, and the Misdemeanor Division, handling misdemeanors.
[d]Case definition or unit of count:
The criminal case unit of count is the number of defendants on the warrant.
A jury trial is counted when the jury is sworn.
A non-jury trial is counted when the first witness is sworn.
[g]Change in pending does not equal the difference between filings and dispositions.
Figures are as given in the annual report.
[h]Figure was computed:
The number convicted at non-jury trial for the Misdemeanor Division equals the total number of dispositions minus all guilty pleas, acquittals, and dismissals.
[i]Data are not complete:
Pending data for total criminal do not include Misdemeanor Division and ordinance violation cases.
Disposed data for total criminal do not include ordinance violation cases.
Pending and disposed data for traffic do not include parking, accident, or moving cases.
Pending data for grand total do not include misdemeanor, ordinance violations, parking, accident, and moving cases.
Disposed data for grand total do not include ordinance violations, parking, accident, and moving cases.
[j]Explanation of data included in the category:
Felony includes a few high misdemeanors as well as felonies.

Source: Recorder's Court of the City of Detroit, Michigan, 1977 Annual Report (Detroit, Michigan). Statistics are from the annual report except that totals have been computed where necessary.

COMMON PLEAS COURT OF DETROIT, MICHIGAN[a]
Court of limited jurisdiction
1 court, 13 judges
July 1, 1976 to June 30, 1977

	Beginning pending	Filed	Disposed	End pending
Civil[d]:				
Law:				
Regular:				
Principal	X	54,052	56,904	X
Garnishment	X	79,607	77,709	X
Total	X	133,659	134,613	X
Small claims:				
Principal	X	1,539	1,639	X
Garnishment	X	436	439	X
Total	X	1,975	2,078	X
Real property rights:				
Rent cases	(j)	32,832[j]	23,736	X
Writs ordered	(j)	8,875[j]	X	X
Land contract	(j)	1,054[j]	752	X
Jury cases	(j)	46[j]	X	X
Total	(j)	42,807[j]	28,957	13,850
Total civil	18,284[fi]	178,441[j]	165,648	31,077
Grand total	18,284[fi]	178,441[j]	165,648	31,077

Trial[d]

Civil:	Jury	Non-jury	Total
Civil Division[a]	316	10,066	10,382
Landlord-tenant Division[a]	57	6,070	6,127
Total	373	16,136	16,509

Civil dispositions

Default cases and judgments:	
Civil Division[a]	48,165
Landlord-tenant Division[a]	22,830
Total	70,995

Boldface headings indicate the classifications used by the NCSP.
X = The data for this case type are known to be included in the total but were not available by category.

[a]Court jurisdiction:
Law and small claims cases are handled by the Civil Division.
Real property rights cases are handled by the Landlord-tenant Division.
[d]Case definition or unit of count:
A civil case is counted with the filing of a petition or complaint.
A jury trial is counted when the jury is sworn.
A non-jury trial is counted when the first witness is sworn.
[f]Beginning pending figure for the 1977 court year does not equal the end pending figure for the 1976 court year:
Figures are as given in the annual report.
[j]Explanation of data included in the category:
Real property rights cases filed include beginning pending cases.
[i]Data are not complete:
Beginning pending figures do not include figures for real property rights cases. Beginning pending figures for real property rights are included with filed figures.

Source: State Court Administrator, Annual Report 1976-77 (Lansing, Michigan: 1977). Statistics are from the annual report except that totals have been computed where necessary.

MICHIGAN DISTRICT COURT
Court of limited jurisdiction
80 courts, 188 judges
July 1, 1976 to June 30, 1977

	Beginning pending	Filed	Disposed	End pending
Civil[d]:				
Law:				
Civil	41,568[f]	92,452	91,329	42,691
Small claims	9,432[f]	45,046	43,160	11,318
Real property rights:				
Landlord summary	4,401[f]	41,673	40,700	5,374
Total civil	55,401[f]	179,171	175,189	59,383
Criminal[d]:				
Other criminal:				
Non-traffic[j]	70,458[f]	238,966	232,099	77,325
Total criminal	70,458[f]	238,966	232,099	77,325
Traffic:				
Total traffic	204,903[f]	1,365,517	1,346,639	223,781
Grand total	330,762[f]	1,783,654	1,753,927	360,489

Trial[d]

	Jury	Non-jury	Trial
Civil:			
Law	721	8,509	9,230
Small claims	0	11,144	11,144
Real property rights	60	11,451	11,511
Total	781	31,104	31,885
Criminal	1,845	21,800	23,645
Traffic	2,185	56,361	58,546
Grand total	4,811	109,265	114,076

Dispositions

	Criminal	Traffic
Magistrate	22,779	224,171
Traffic bureau	18,894	708,515
FAC cases[m]	0	75,461
Arraignments:		
Examination waived	9,829	378
Examination conducted	12,787	361
No progress	1,120	3,808
Disposed without trial	143,045	275,399

Boldface headings indicate the classifications used by the NCSP.

[d]Case definition or unit of count:
A civil case is counted with the filing of a petition or complaint.
The criminal case unit of count is the number of defendants on the information, indictment, or complaint.
A jury trial is counted when the jury is sworn.
A non-jury trial is counted when the first witness is sworn.
[f]Beginning pending figure for the 1977 court year does not equal the end pending figure for the 1976 court year.
Figures are as given in the annual report.
[j]Explanation of data included in the category:
Non-traffic cases include **misdemeanor, ordinance violation,** and **preliminary hearings** cases.
[m]Information on disposition type or trial data:
FAC cases are those in which the defendant fails to appear in court after having been sent a notice to appear.

Source: State Court Administrator, Annual Report 1976-77 (Lansing, Michigan: 1977). Statistics are from the annual report except that totals have been computed where necessary.

MICHIGAN MUNICIPAL COURT[i]
Court of limited jurisdiction
24 courts, 28 judges
July 1, 1976 to June 30, 1977

	Beginning pending	Filed	Disposed	End pending
Civil[d]:				
Law:				
Civil	2,092[f]	9,578	9,646	2,024
Small claims	11	498	499	10
Real property rights:				
Landlord summary	651[f]	3,600	4,014	237
Total civil	2,754[f]	13,676	14,159	2,271
Criminal[d]:				
Other criminal:				
Non-traffic[j]	25,229[f]	41,437	41,396	25,270
Total criminal	25,229[f]	41,437	41,396	25,270
Traffic:				
Total traffic	128,530[f]	190,690	189,150	130,070
Grand total[i]	156,513[f]	245,803	244,705	157,611

Trial[d]

	Jury	Non-jury	Total
Civil:			
Law	8	1,274	1,282
Small claims	0	24	24
Real property rights	2	733	735
Total	10	2,031	2,041
Criminal	141	4,865	5,006
Traffic	107	12,848	12,955
Grand total	258	19,744	20,002

Dispositions

	Criminal	Traffic
Traffic bureau	20,461	100,418
Magistrate	1,150	4,055
Without trial	11,465	23,712
FAC cases[m]	0	6,357
Arraignment:		
Examination waived	1,009	70
Examination conducted	1,327	16
No progress	978	41,567

Boldface headings indicate the classifications used by the NCSP.

[d]Case definition or unit of count:
A civil case is counted with the filing of a petition or complaint.
The criminal case unit of count is the number of defendants on the information, indictment, or complaint.
A jury trial is counted when the jury is sworn.
A non-jury trial is counted when the first witness is sworn.
[f]Beginning pending figure for the 1977 court year does not equal the end pending figure for the 1976 court year.
Figures are as given in the annual report.
[i]Data are not complete:
No data were reported for the court in Troy.
[j]Explanation of data included in the category:
Non-traffic cases include **misdemeanors** and **ordinance violations.**
[m]Information on disposition type or trial data:
FAC cases are those in which the defendant fails to appear in court after having been sent a notice to appear.

Source: State Court Administrator, Annual Report 1976-77 (Lansing, Michigan: 1977). Statistics are from the annual report except that totals have been computed where necessary.

MICHIGAN PROBATE COURT
Court of limited jurisdiction
83 courts, 103 judges
July 1, 1976 to June 30, 1977

	Beginning pending	Filed	Disposed	End pending
Civil[d]:				
Domestic relations:				
Adoption	N/A	N/A	N/A	3,806
Estate:				
Probate/wills/intestate:				
Testate	N/A	N/A	9,000	17,349
Administrations intestate	N/A	N/A	9,746	19,991
Total	N/A	N/A	18,746	37,340
Guardianship/conservatorship/trusteeship:				
Guardians	N/A	N/A	5,283	37,930
Trustees	N/A	N/A	592	7,519
Total	N/A	N/A	5,875	45,455
Total	N/A	N/A	24,621	82,795
Total civil	N/A	N/A	24,621[i]	86,601
Juvenile:				
Criminal-type offense:				
Delinquency	N/A	20,937[j]	8,612	14,611[j]
Status offense	N/A	(j)	2,821	(j)
Non-offense:				
Permanent neglect	N/A	X	N/A	2,099
Temporary neglect	N/A	X	N/A	8,292
Other neglect	N/A	X	N/A	1,732
Total	N/A	4,748	N/A	12,123
Other juvenile	N/A	4,360	N/A	3,205
Total juvenile	N/A	30,045	11,433[i]	29,939
Grand total	N/A	30,045[i]	36,054[i]	116,540

Time interval (average months)

Time necessary to process:	
Probate/wills/intestate:	
Testate	19.9
Administrations intestate	22.5
Guardianship/conservatorship/ trusteeship:	
Guardians	47.8
Trustees	75.2

Boldface headings indicate the classifications used by the NCSP.
N/A = This case type is handled by the court, but the data are unavailable.
X = The data for this case type are included in the total, but were not available by category.

[d]Case definition or unit of count:
A civil case is counted with the filing of a petition or complaint.
[i]Data are not complete:
Total civil disposed figure does not include adoption cases.
Total juvenile disposed figure does not include non-offense or other juvenile cases.
Grand total filed figure does not include any civil data; it contains only juvenile case filings.
Grand total disposed figure does not include adoption, non-offense, or other juvenile cases.
[j]Explanation of data included in the category:
Status offenses could not be separated from criminal-type offense data for filings and end pending. They were available separately only for dispositions. Criminal-type offense data include status offenses in filing and end pending data.

Source: State Court Administrator, Annual Report 1976-77 (Lansing, Michigan: 1977). Statistics are from the annual report except that totals have been computed where necessary.

MINNESOTA COURT SYSTEM, 1977

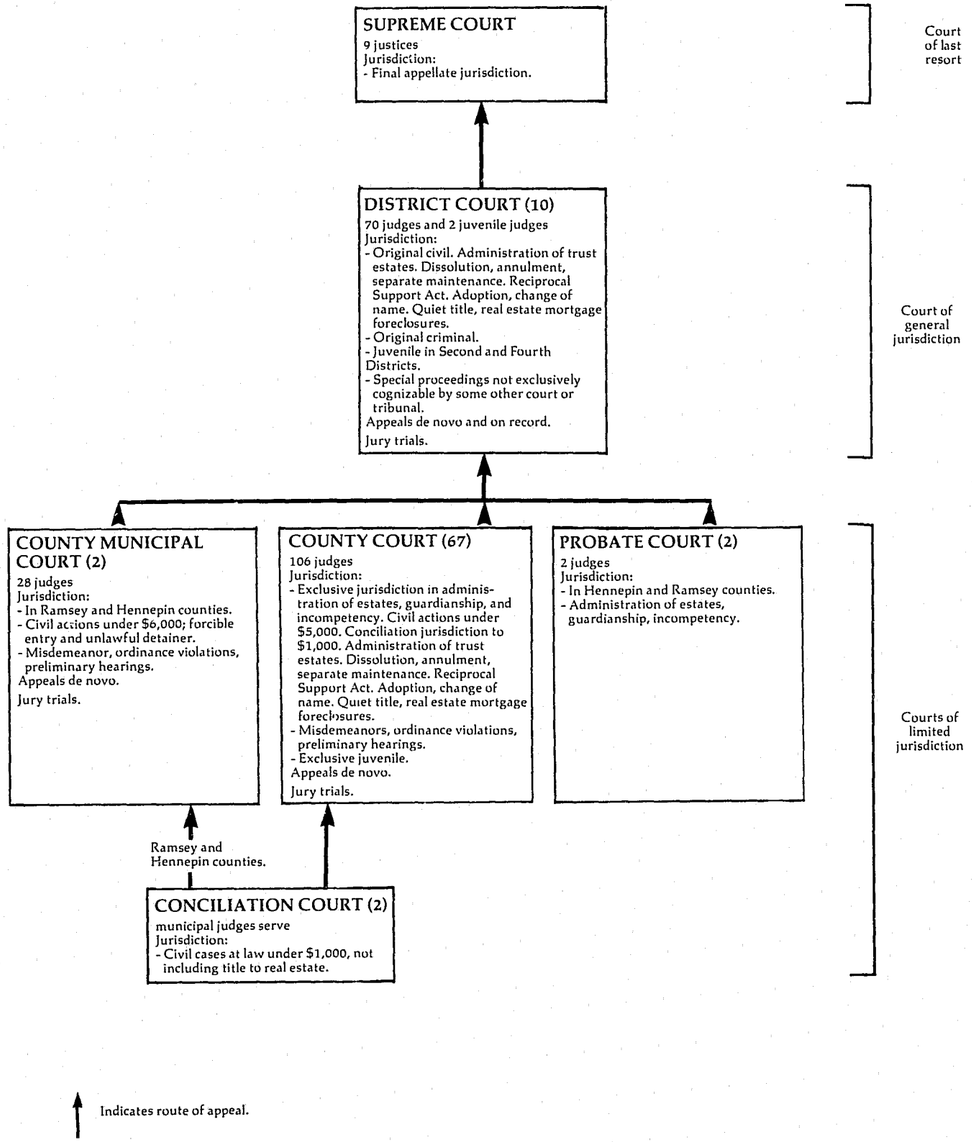

Preceding page blank

MINNESOTA SUPREME COURT
Court of last resort
9 justices
January 1, 1977 to December 31, 1977

	Beginning pending	Filed	Disposed	End pending
Cases:				
Appeals:				
Civil	N/A	529	307[j]	N/A
Criminal	N/A	230	117	N/A
Appeal of administrative agency case:				
Workmen's compensation	N/A	0 (4)[e]	(j)	N/A
Tax court	N/A	0 (1)[e]	(j)	N/A
Department employment service	N/A	0 (0)[e]	(j)	N/A
Total	N/A	0 (5)[e]	(j)	N/A
Total appeals	N/A	759 (5)[e]	424	N/A
Other cases:				
Original proceedings:				
Mandamus	N/A	38	(j)	N/A
Prohibition	N/A	70	(j)	N/A
Miscellaneous	N/A	31	433[j]	N/A
Total	N/A	139	433	N/A
Requests to appeal:				
Appeal of administrative agency case:				
Certiorari--workers compensation	N/A	71	N/A (4)[e]	N/A
Certiorari--tax court	N/A	16	N/A (1)[e]	N/A
Certiorari--economic security	N/A	16	N/A (0)[e]	N/A
Total	N/A	103	N/A (5)[e]	N/A
Total other cases	N/A	242	433[i] (5)[e]	N/A
Total cases	N/A	1,001 (5)[e]	857[i] (5)[e]	N/A
Other proceedings:				
Rehearing requests:				
Petition for further review	0	64	64	0
Total other proceedings	0	64	64	0

Manner of disposition	
Written opinion	424

Time interval (months)	Civil	Criminal	Total
Number of cases	227	118	345
Processing time	14.9	16.3	15.4

Boldface headings indicate the classifications used by the NCSP.
N/A = This case type is handled by the court, but the data are unavailable.
X = The data for this case type are known to be included in the total but were not available by category.

[e]Data not included in the total to avoid double counting:
Requests to appeal when granted are not counted as disposed until the resulting appeal is disposed; neither is the filing of the resulting appeal counted. These granted requests are the numbers that appear in parantheses.
[i]Data are not complete:
Total other cases and total cases disposed do not include requests to appeal denied.
[j]Explanation of data included in the category:
Disposition figures for appeal of administrative agency cases are included in the civil appeals disposed figure.
Disposition figures for writs of mandamus, writs of prohibition, and disciplinary cases are included in the civil appeals disposed figure if the case was disposed by opinion. If the case was disposed by order, the figures are included in the special matters disposed figure.

Source: Unpublished data supplied by the Office of the State Court Administrator. Statistics are from the unpublished data except that totals have been computed where necessary.

MINNESOTA DISTRICT COURT
Court of general jurisdiction
10 districts, 70 judges and 2 juvenile judges
January 1, 1977 to December 31, 1977

	Beginning pending	Filed	Disposed	End pending
Civil[d]:				
Other civil:	5,478	7,267	7,169	5,575[g]
Jury demand cases	3,188	11,576	11,645	3,125[g]
Court cases	8,666	18,843	18,814	8,700[g]
Total				
Total civil	8,666	18,843	18,814	8,700[g]
Criminal[d]:				
Total criminal[j]	2,043	10,012	9,821	2,240[g]
Juvenile:				
Total juvenile	N/A	N/A	N/A	N/A
Grand total[i]	10,709[f]	28,855[f]	28,635[f]	10,940[g,f]

Trial[d]

	Jury	Non-jury	Total
Civil	913	7,651	8,564
Criminal	518	301	819
Total	1,431	7,952	9,383

Civil dispositions

	Jury demand	Court	Total
Settled during trial	616	485	1,101
Settled, stricken, or dismissed	5,640	3,509	9,149

Criminal dispositions

Guilty pleas	6,620
Dismissed	2,382

Age of pending cases

	Civil: Jury demand	Civil: Court	Criminal
12 months or less	4,105	2,776	2,002
12+ to 24 months	1,373	425	98
24+ to 36 months	177	44	18
36+ to 48 months	17	7	2
Over 48 months	3	7	3

Boldface headings indicate the classifications used by the NCSP.
N/A = This case type is handled by the court, but the data are unavailable.

[d]Case definition or unit of count:
A civil case is counted at the note of issue. If a jury demand is made after the filing on the court calendar, the case is counted as a disposition on the court calendar and a new filing is counted for the jury case.
The criminal case unit of count is not consistent statewide. The reporting instructions ask that the criminal unit of count be the number of defendants on the information, indictment, or complaint.
A jury trial is counted if tried to verdict.
A non-jury trial is counted if tried to completion (decision).
[g]Change in pending does not equal the difference between filings and dispositions:
Figures are as reported in the unpublished data.
[i]Data are not complete:
Grand total figures do not include juvenile cases.
[j]Explanation of data included in the category:
Total criminal includes felony, misdemeanor, and criminal appeal cases.

Source: Unpublished data supplied by the Office of the State Court Administrator. Statistics are from the unpublished data except that totals have been computed where necessary.

MINNESOTA CONCILIATION COURT
Court of limited jurisdiction
2 courts: municipal judges serve
January 1, 1977 to December 31, 1977

	Beginning pending	Filed	Disposed	End pending
Civil[d]:				
Small claims:	2,834	38,050	37,262	3,622
Conciliation Court				
Total civil	2,834	38,050	37,262	3,622
Grand total	2,834	38,050	37,262	3,622

Non-jury trial[d]

Civil	8,345

Civil dispositions

Dismissed	28,917

Boldface headings indicate the classifications used by the NCSP.

[d]Case definition or unit of count:
A civil case is counted at the note of issue.
A non-jury trial is counted if tried to decision.

Source: Unpublished data provided by the Office of the State Court Administrator. Statistics are from the unpublished data except that totals have been computed where necessary.

MINNESOTA COUNTY MUNICIPAL COURT
Court of limited jurisdiction
2 courts, 28 judges
January 1, 1977 to December 31, 1977

	Beginning pending	Filed	Disposed	End pending
Civil[d]:				
Law:	442[f]	1,531	1,657	316
Court	502	1,040	1,157	385
Jury	944[f]	2,571	2,814	701
Total				
Real property rights:	63	12,773	12,781	55
Unlawful detainers				
Total civil	1,007[f]	15,344	15,595	756
Criminal[d]:				
Other criminal:	4,824[f]	27,693	26,938	5,579
Other violations[j]				
Total criminal	4,824[f]	27,693	26,938	5,579
Traffic:				
Total traffic	6,331[f]	72,137	72,032	6,436
Grand total	12,162[f]	115,174	114,565	12,771

Civil dispositions[m]

	Law: Jury	Law: Court	Total
Dismissed, settled, stricken, or default	860	1,204	2,064

Trial[d]

	Jury	Non-jury	Total
Civil	297	453	750
Criminal	215	637	852
Traffic	195	2,608	2,803
Total	707	3,698	4,405

Criminal dispositions

Guilty plea	12,461
Dismissed, settled, stricken, or default	13,625

Traffic dispositions

Guilty plea	41,006
Dismissed, settled, stricken, or default	28,223

Boldface headings indicate the classifications used by the NCSP.

[d]Case definition or unit of count:
A civil case is counted at the note of issue. If a jury demand is made after the filing on the court calendar, the case is counted as a disposition on the court calendar and a new filing is counted for jury cases.
The criminal case unit of count is not consistent statewide. The reporting instructions ask that the criminal unit of count be the number of defendants on the information, indictment, or complaint.
A trial is counted if tried to verdict or decision.
[f]Beginning pending figure for the 1977 court year does not equal the end pending figure for the 1976 court year.
[j]Explanation of data included in the category:
"Other violations" include misdemeanor, ordinances, charter provisions, and rules and regulations of any subdivision of government, including the Metropolitan Airport Commission.
[m]Information on disposition type or trial data:
Civil disposition data are given for law cases only.

Source: Unpublished data provided by the Office of the State Court Administrator. Statistics are from the unpublished data except that totals have been computed where necessary.

MINNESOTA COUNTY COURT
Court of limited jurisdiction
67 districts, 106 judges
January 1, 1977 to December 31, 1977

	Beginning pending	Filed	Disposed	End pending
Civil[d]:				
Law:				
Court	3,231	7,723	7,033[h]	3,921
Jury	554	816	594[h]	776
Total	3,785	8,539	7,627	4,697
Small claims:				
Conciliation Court	4,881[f]	40,768	39,599	6,050
Domestic relations:				
Marriage dissolution:				
Divorce, annulment, separate maintenance	X	X	7,442	X
Support/custody:				
Reciprocal enforcement of support	X	X	3,433	X
Other domestic relations:				
Other family civil	X	X	1,699	X
Total	X	X	12,574	X
Estate:				
Probate/wills/intestate:				
Decedent estate	16,427	7,007	6,125	17,309
Guardianship/conservatorship/trusteeship:				
Guardianship	X	X	1,522	X
Trust estate	X	X	59	X
Total	X	X	1,581	X
Other estate:				
Other probate	X	X	338	X
Total	X	X	8,044	X
Mental health:				
Commitments	X	X	973	X
Incompetency	X	X	790	X
Total	X	X	1,763	X
Total civil	X	X	69,607	X
Criminal[d]:				
Misdemeanor:				
Other criminal	10,844	36,766	33,035	14,575
Ordinance violation:				
Justice of the peace	1,166	4,796	4,487	1,477[g]
Other criminal:				
Other family criminal	X	X	414	X
Total criminal	12,010[i]	41,562[i]	37,936	16,052[g,i]
Traffic:				
Other traffic violation:				
Traffic	14,588[f]	137,768	129,724	22,632
Traffic Violation Bureau	58,982	333,180	305,576	86,586
Juvenile traffic	X	X	21,738	X
Total	X	X	457,038	X
Total traffic	X	X	457,038	X
Juvenile:				
Criminal-type offense:				
Delinquency	X	X	12,155	X
Non-offense:				
Dependency and neglect	X	X	1,497	X
Other juvenile:				
Other	X	X	750	X
Total juvenile	X	X	14,402	X
Grand total	138,121	626,834	578,983	185,921[g]

(continued on next page)

Trial[d]	Jury	Non-jury	Total
Civil:			
Law	199	2,636	2,835
Small claims	--	17,681	17,681
Domestic relations[m]:			
Marriage dissolution	--	1,044	1,044
Support/custody	--	1,566	1,566
Other domestic relations	--	250	250
Total	--	2,860	2,860
Mental health[m]:			
Commitments	--	471	471
Total civil	199	23,648	23,847
Criminal (misdemeanor)	218	2,166	2,384
Traffic	493	5,997	6,490
Grand total	910	28,480	29,390

Civil dispositions	Settled	Default	Other
Law	613	--	4,179
Small claims	7,212	--	14,712
Domestic relations:			
Marriage dissolution	--	5,436	962
Support/custody	--	827	1,040
Other domestic relations	--	1,311	138
Total	--	7,574	2,140
Mental health[m]:			
Commitments	--	205	297

Criminal (misdemeanor) dispositions	
Guilty plea	19,989
At preliminary hearing	3,834
Dismissed, settled, stricken, or default	6,772
Justice of the Peace and Traffic Violations Bureau	43,094

Traffic dispositions[m]	
Guilty pleas	106,296
Dismissed, settled, stricken, or default	16,938
Traffic Violations Bureau	305,576
Justice of the Peace and Traffic Violations Bureau	133,088

Boldface headings indicate the classifications used by the NCSP.
X = The data for this case type are known to be included in the total but were not available by category.
-- = Not applicable.

[d]Case definition or unit of count:
A civil case is counted at the note of issue. If a jury demand is made after the filing on the court calendar, the case is counted as a disposition on the court calendar and a new filing is counted for the jury case.
The criminal case unit of count is not consistent statewide. The reporting instructions ask that the criminal unit of count be the number of defendants on the information, indictment, or complaint.
A trial is counted if tried to verdict or decision.

[f]Beginning pending figure for the 1977 court year does not equal the end pending figure for the 1976 court year:
Figures are as given in the unpublished data.

[g]Change in pending does not equal the difference between filings and dispositions:
Figures are as reported in the unpublished data.

[h]Figure was computed:
Civil court and jury cases disposed were computed from pending figures and filings reported in the unpublished data.

[i]Data are not complete:
Figures for total criminal pending and filed do not include data for "other family criminal" cases.

[m]Information on disposition type or trial data:
The number of contested dometic relations and commitment cases are displayed as non-jury trials.
Mental health trials and disposition type data include only contested commitment cases.
Traffic dispostions by type do not include juvenile traffic cases.

Source: Unpublished data provided by the Office of the State Court Administrator. Statistics are from the unpublished data except that totals have been computed where necessary.

MINNESOTA PROBATE COURT
Court of limited jurisdiction
2 courts, 2 judges
January 1, 1977 to December 31, 1977

There were no data available for cases handled in the Probate Court for 1977.

MISSISSIPPI COURT SYSTEM, 1977

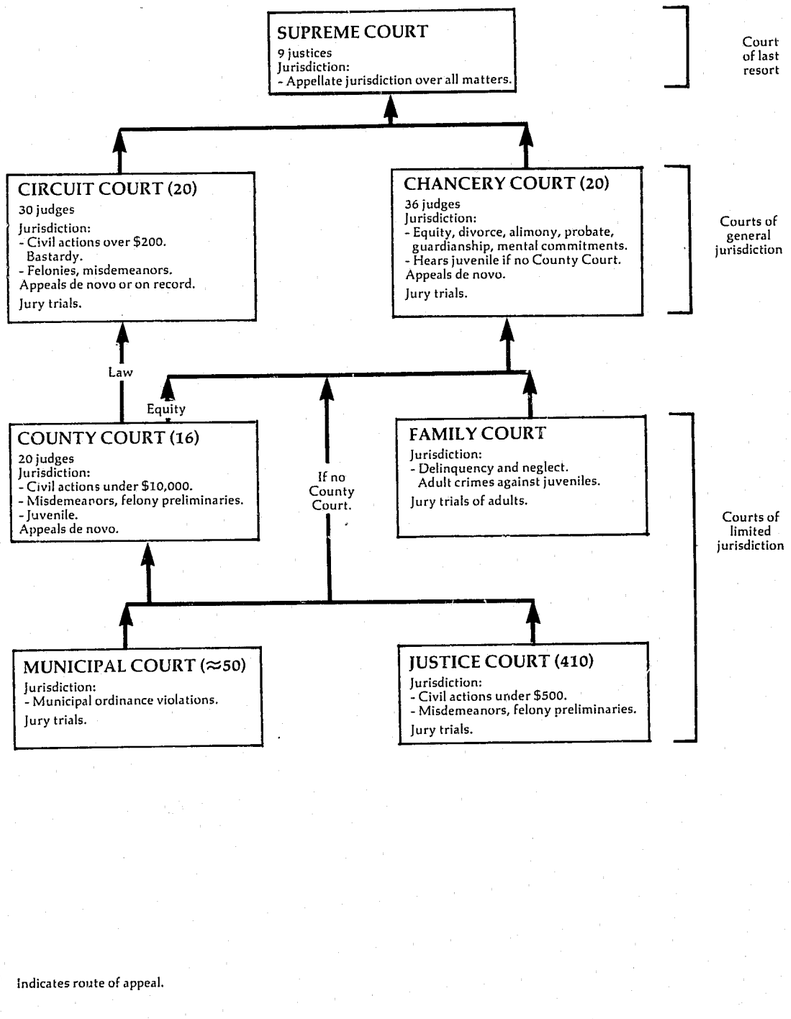

↑ Indicates route of appeal.

MISSISSIPPI SUPREME COURT[b]
Court of last resort
9 justices
January 1, 1977 to December 31, 1977

	Beginning pending	Filed	Disposed	End pending
Cases:				
Appeals:				
Civil	X	434	430	X
Criminal	X	224	204	X
Unspecified cases (dismissed)	--	--	146[k]	--
Total appeals	151[h]	658	780	29
Other cases:				
Original proceedings:				
Other petitions	2	139[h]	138	3
Requests to appeal				
Total other cases	2	139	138	3
Total cases	153	797	918	32
Other proceedings:				
Rehearing requests	11	135[h]	135	11
Other matters:				
Motions	19	472[h]	476	15
Total other proceedings	30	607	611	26

Manner of disposition

	Written opinion	Per curiam	Total
Appeals on the merits	388[m]	246	634
Petitions for rehearing	7	128	135
Other petitions	2	136	138
Motions	8	468	476
Total	405	978	1,383

Disposition of appeals

Affirmed	445
Reversed	152
Affirmed in part, reversed in part	28
Affirmed on condition of remittitur or additur	4
Dismissed	146
Dismissed after hearing on the merits	5

Time interval (days)

	Average	Range
Record filed to submitted	291	34-480
Submitted to decision	31	6-323
Record filed to decision	322	48-607
Judgment in lower court to decision	477	150-1,256[n]

Boldface headings indicate the classifications used by the NCSP.
Blank space = Not enough information is known. The case category may or may not be handled by the court.
X = The data for this case type are known to be included in the total but were not available by category.
-- = Not applicable.

[b]Particular court or reporting system information:
Commencing January 6, 1975, the court began sitting in 3 divisions of 3 judges each, with judges alternating among the divisions.
[h]Figure was computed:
Beginning pending figure was computed from filed, disposed, and end pending data.
The filing figures were computed from disposed and pending data.
[k]Additional information:
Cases disposed by dismissal are included in the civil and criminal appeals filings, but a civil/criminal breakdown for cases dismissed is not available.
[m]Categories for disposition type or trial data:
In addition to the 388 majority opinions, there were 22 concurring and dissenting opinions.
[n]Information on time interval or age of pending data:
Ninety cases took less than one year from judgment in lower court to decision; 540 cases took longer than one year.

Source: Executive Assistant, Supreme Court, 11th Annual Statistical Report 1976 and 12th Annual Statistical Report 1977 (Jackson, Mississippi). Sources of case data are available. Statistics are from the annual reports except that totals have been computed where necessary.

MISSISSIPPI CIRCUIT COURT
Court of general jurisdiction
20 circuit districts, 30 judges
January 1, 1977 to December 31, 1977

	Beginning pending	Filed	Disposed	End pending
Civil[d]:				
Law:				
Dollar declaration	N/A	10,510	N/A	N/A
Real property rights:				
Eminent domain	N/A	148	N/A	N/A
Appeal	N/A	376	N/A	N/A
Other civil	N/A	1,562	N/A	N/A
Total civil	N/A	12,596	N/A	N/A
Criminal[d]:				
Felony:				
Indictments	N/A	6,729	N/A	N/A
Other criminal[j]	N/A	713	N/A	N/A
Total criminal	N/A	7,442	N/A	N/A
Grand total	N/A	20,038	N/A	N/A

Boldface headings indicate the classifications used by the NCSP.
N/A = This case type is handled by the court but the data are unavailable.

[d]Case definition or unit of count:
A civil case is counted with the filing of a petition or complaint.
The criminal case unit of count is the number of indictments.
[j]Explanation of data included in the category:
Other criminal includes criminal appeals and other unclassified criminal cases.

Source: Data was supplied by the Mississippi Judicial Council during data verification.

MISSISSIPPI CHANCERY COURT[a]
Court of general jurisdiction
20 chancery districts, 36 judges
January 1, 1977 to December 31, 1977

	Beginning pending	Filed	Disposed	End pending
Civil[d]:				
Equity:				
General equity	N/A	1,955	N/A	N/A
Domestic relations:				
Support/custody:				
URESA	N/A	1,712	N/A	N/A
Other domestic relations:				
Domestic[j]	N/A	19,266	N/A	N/A
Minor's matters[j]	N/A	3,165	N/A	N/A
Total	N/A	22,431	N/A	N/A
Total	N/A	24,143	N/A	N/A
Estate:				
Other estate:				
Probate and guardianship/conservatorship	N/A	6,851	N/A	N/A
Mental health:				
Commitments[j]	N/A	3,844	N/A	N/A
Other civil	N/A	3,132	N/A	N/A
Total civil	N/A	39,925	N/A	N/A
Juvenile:				
Total juvenile	N/A	N/A	N/A	N/A
Grand total	N/A	39,925[i]	N/A	N/A

Boldface headings indicate the classifications used by the NCSP.
N/A = This case type is handled by the court, but the data are unavailable.

[a]Court jurisdiction:
The Chancery Court handles juvenile cases in 66 of the state's 82 counties. No juvenile data were available.
[d]Case definition or unit of count:
A civil case is counted with the filing of a petition or complaint.
[i]Data are not complete:
The grand total filed figure does not include juvenile data.
[j]Explanation of data included in the category:
Domestic cases are divorce, support, separate maintenance, and other marital matters.
Minor's matters are adoption, removal of disability, and other matters relating the handling of minors other than by parents or guardians.
Commitments are cases for commitment because of lunacy, alcohol, or drugs.

Source: Data was supplied by the Mississippi Judicial Council during data verification.

MISSISSIPPI COUNTY COURT
Court of limited jurisdiction
16 courts, 20 judges
January 1, 1977 to December 31, 1977

	Beginning pending	Filed	Disposed	End pending
Civil[d]:				
Total civil	N/A	16,259	N/A	N/A
Criminal[d]:				
Total criminal	N/A	3,165	N/A	N/A
Grand total	N/A	19,424	N/A	N/A

Boldface headings indicate the classifications used by the NCSP.
N/A = This case type is handled by the court but the data are unavailable.

[d]Case definition or unit of count:
A civil case is counted with the filing of a petition or complaint.
The criminal case unit of count is the number of indictments.

Source: Data was supplied by the Mississippi Judicial Council during data verification.

MISSISSIPPI JUSTICE COURT
Court of limited jurisdiction
410 courts
January 1, 1977 to December 31, 1977

	Beginning pending	Filed	Disposed	End pending
Civil[d]:				
Total civil	N/A	94,313	N/A	N/A
Criminal[d]:				
Total criminal	N/A	313,536	N/A	N/A
Grand total	N/A	407,849	N/A	N/A

Boldface headings indicate the classifications used by the NCSP.
N/A = This case type is handled by the court but the data are unavailable.

[d]Case definition or unit of count:
A civil case is counted with the filing of a petition or complaint.
The criminal case unit of count is the number of indictments.

Source: Data was supplied by the Mississippi Judicial Council during data verification.

MISSISSIPPI FAMILY COURT
Court of limited jurisdiction
1 court
January 1, 1977 to December 31, 1977

There were no data available for cases handled in the Family Court for 1977.

MISSISSIPPI MUNICIPAL COURT
Court of limited jurisdiction
≈50 courts
January 1, 1977 to December 31, 1977

There were no data available for cases handled in the Municipal Court for 1977.

MISSOURI COURT SYSTEM, 1977

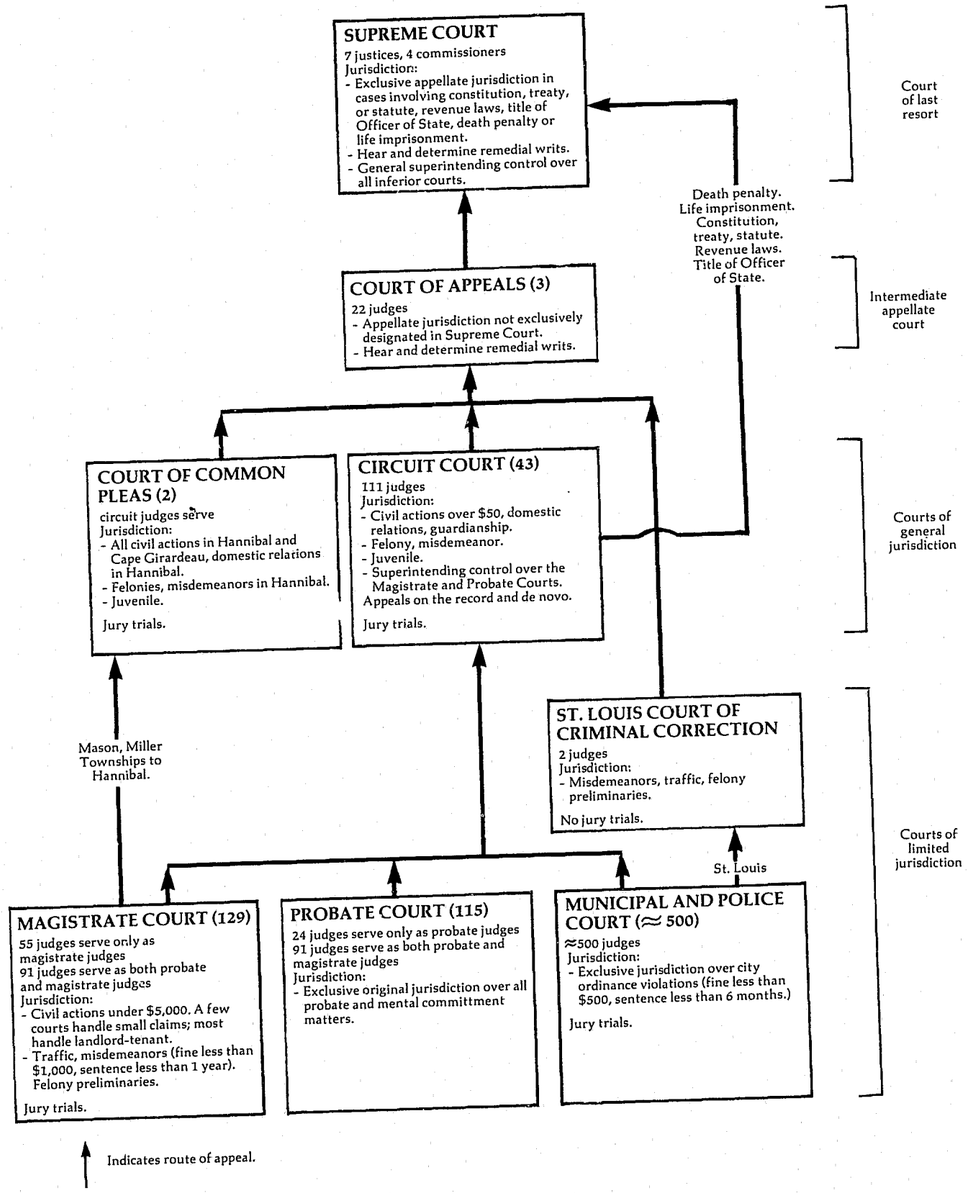

MISSOURI SUPREME COURT
Court of last resort
7 justices, 4 commissioners
July 1, 1976 to June 30, 1977

	Beginning pending	Filed	Disposed	End pending
Cases:				
Appeals:				
Civil	X	X	83	X
Criminal	X	X	36	X
Total appeals	71	158	119	110
Other cases:				
Original proceedings:				
Original jurisdiction:				
Habeas corpus	X	X	56	X
Mandamus	X	X	24	X
Prohibition	X	X	35	X
Quo warranto	X	X	1	X
Retirement	X	X	0	X
Other writs	X	X	10	X
Total	X	X	126	X
Disciplinary matter:				
Disbarment	X	X	5	X
Reinstatement	X	X	5	X
Total	X	X	10	X
Total	X	X	X	X
Requests to appeal	X	X	136	X
Application to transfer	X	X	315	X
Total other cases	24[h]	509	451	82[h]
Total cases	95	667	570	192
Other proceedings:				
Motions for rehearing	5	33	31[k]	7
Other matters:				
Motion activity	12	377[k]	359	30
Total other proceedings	17	410	390	37

Manner of disposition

	Appeals		
	Civil	Criminal	Total
Written opinion	50	27	77
Dismissal	21	3	24
Transfer without opinion	3	4	7
By order	9	2	11

Boldface headings indicate the classifications used by the NCSP.
Blank space = Not enough information is known. The case category may or may not be handled by the court.
X = The data for this case type are known to be included in the total but were not available by category.

[h]Figure was computed:
Total original proceedings pending was computed by subtracting total appeals pending from total cases pending.
[k]Additional information:
Two rehearing requests were sustained; 29 were denied.
The 377 motions filed do not include motions for permission to file writs, which were included in this figure in previous years.

Source: Office of the State Court Administrator, Judicial Department of Missouri Annual Statistical Report 1977 (Jefferson City, Missouri).
Statistics are from the annual report except that totals have been computed where necessary.

MISSOURI COURT OF APPEALS
Intermediate appellate court
3 districts, 22 judges
July 1, 1976 to June 30, 1977

	Beginning pending	Filed	Disposed	End pending
Cases:				
Appeals:				
Civil	1,309	1,190	1,277	1,244[g]
Criminal	694	607	630	675[g]
Total appeals	2,003	1,797	1,907	1,919[g]
Other cases:				
Original proceedings:				
Original jurisdiction:				
Habeas corpus	X	91	X	X
Mandamus	X	87	X	X
Prohibition	X	169	X	X
Quo warranto	X	1	X	X
Total	X	348	X	X
Requests to appeal:				
Certiorari	X	1	X	X
Total other cases	30	349	337	478
Total cases	2,033	2,146	2,244	1,966[g]

Manner of disposition

	Appeals				
	Civil	Criminal	Total	Writs	Total
Written opinion	575	489	1,064	31	1,095
Dismissal	566	116	682	--	682
Consolidation	114	8	122	--	122
Transfer without opinion	22	17	39	--	39
Order	--	--	--	48	48
Denied	--	--	--	258	258

Boldface headings indicate the classifications used by the NCSP.
X = The data for this case type are known to be included in the total but were not available by category.
--- = Not applicable.

[g]Change in pending does not equal the difference between filings and dispositions:
This is due to the refinement of record keeping procedures in the St. Louis district.

Source: Office of the State Court Administrator, Judicial Department of Missouri Annual Statistical Report 1977 (Jefferson City, Missouri).
Statistics are from the annual report except that totals have been computed where necessary.

MISSOURI CIRCUIT COURT AND COURT OF COMMON PLEAS[b]
Court of general jurisdiction
43 circuits, 111[c] judges; 2 courts, circuit judges serve
July 1, 1976 to June 30, 1977

	Beginning pending	Filed	Disposed	End pending
Civil[d]:				
Total civil[j]	59,935[f]	72,132	71,571	60,496
Criminal[d]:				
Felony/misdemeanor:				
Criminal[j]	9,918[f]	18,130	18,047	10,001
Total criminal[j]	9,918[f]	18,130	18,047	10,001
Juvenile:				
Total juvenile	9,031[f]	16,734	16,364	9,401
Grand total	78,884[f]	106,996	105,982	79,898

Boldface headings indicate the classifications used by the NCSP.

[b]Particular court or reporting system information:
Because of a change in reporting systems, the data cannot be broken down into sub-categories. Lack of continuity causes the data to be reported in two different forms that are not compatible.

[c]Judge information:
Circuit judges serve in the Court of Common Pleas.

[d]Case definition or unit of count:
A civil case is counted with the filing of a petition or complaint.
The criminal case unit of count is the number of informations or indictments. A filing may involve multiple defendants.

[f]Beginning pending figure for the 1977 court year does not equal the end pending figure for the 1976 court year:
Figures are as given in the annual report.

[j]Explanation of data included in the category:
Civil cases include tort, contract, eminent domain, real estate, domestic relations, appeals, extraordinary writs, and other civil cases.
Criminal cases include felony, misdemeanor, and criminal appeal cases.

Source: Office of the State Court Administrator, Judicial Department of Missouri Annual Statistical Report 1977 (Jefferson City, Missouri).
Statistics are from the annual report except that totals have been computed where necessary.

ST. LOUIS COURT OF CRIMINAL CORRECTION, MISSOURI
Court of limited jurisdiction
1 court, 2 judges
July 1, 1976 to June 30, 1977

	Beginning pending	Filed	Disposed	End pending
Criminal[d]:				
Misdemeanor[j]	X	15,887[j]	12,922	X
Preliminary hearing	X	4,384	3,219	X
Appeal:				
City appeals	X	157	129	X
Extraordinary writ:				
Writs of habeas corpus	X	4	4	X
Other criminal:				
Search warrant applications	X	9	7	X
Fugitive warrants	X	55	28	X
Restoration of driving privileges	X	9	0	X
Total	X	73	35	X
Total criminal	22,176	20,505	16,309	26,372
Grand total	22,176	20,505	16,309	26,372

Trial[d]

	Jury	Non-jury	Total
Criminal	---	954	954

Criminal dispositions

Misdemeanor:	
Non-jury trial:	
Conviction	914
Acquittal	40
Guilty pleas	9,413
Nolle prosequi, abated, bond forfeited, or dismissed	2,555
Preliminary hearing:	
Defendants held for trial	1,649
Defendants released	498
Nolle prosequi, abated, or transferred	1,072

Boldface headings indicate the classifications used by the NCSP.
X = The data for this case type are known to be included in the total but were not available by category.
— = Not applicable.

[d]Case definition or unit of count:
The criminal case unit of count is the number of informations, indictments, or complaints. A filing may involve multiple defendants.
A non-jury trial is counted if tried to completion.
[j]Explanation of data included in the category:
Misdemeanor includes 12,248 license cases.

Source: Office of the State Court Administrator, Judicial Department of Missouri Annual Statistical Report 1977 (Jefferson City, Missouri).
Statistics are from the annual report except that totals have been computed where necessary.

MISSOURI MAGISTRATE COURT[i]
Court of limited jurisdiction
129 courts; 55 judges serve only as magistrates,
91 judges serve as both probate and magistrate judges
July 1, 1976 to June 30, 1977

	Beginning pending	Filed	Disposed	End pending
Civil[d]:				
Law[i]	N/A	36,983[i]	30,424[i]	N/A
Small claims	N/A	8,783	6,249	N/A
Total civil[i]	N/A	45,766[i]	36,673[i]	N/A
Criminal[d]:				
Total criminal[i]	N/A	35,028[i]	28,281[i]	N/A
Traffic:				
Total traffic[i]	N/A	173,862[i]	163,357[i]	N/A
Grand total[i]	N/A	254,656[i]	228,311[i]	N/A

Boldface headings indicate the classifications used by the NCSP.
N/A = This case type is handled by the court, but the data are unavailable.

[d]Case definition or unit of count:
A civil case is counted with the filing of a petition or complaint.
The criminal case unit of count is the number of informations or indictments. A filing may involve multiple defendants.
[i]Data are not complete:
There were no data for law, criminal, or traffic cases given for the courts in the following counties: Bates, Buchanan (Division I), Callaway, Clay (Western Division), Carter, DeKalb, Gentry, Hickory, Jefferson (Divisions 1 and 2), Knox, Morgan, Newton, Pulaski, Reynolds, Ripley, Saline, Schuyler, St. Charles, St. Louis (Division 8), and Stoddard. No disposition data for law, criminal, or traffic cases were given for the courts in the following counties: Adair, Camden, Chariton, Greene, Jackson (Divisions 4, 5, 6, and 7), Lewis, Lincoln, Madison, Marion, Mississippi, Perry, Ralls, Scotland, and St. Louis (Divisions 6 and 7). Complete small claims filings and dispositions were given for all courts.

Source: Office of the State Court Administrator, Judicial Department of Missouri Annual Statistical Report 1977 (Jefferson City, Missouri).
Statistics are from the annual report except that totals have been computed where necessary.

MISSOURI PROBATE COURT
Court of limited jurisdiction
115 courts: 24 judges serve only as probate judges,
91 judges serve as both probate and magistrate judges
July 1, 1976 to June 30, 1977

There were no data available for cases handled in the Probate Court for fiscal year 1977.

MISSOURI MUNICIPAL COURT
Court of limited jurisdiction
≈500 courts, ≈500 judges
July 1, 1976 to June 30, 1977

There were no data available for cases handled in the Municipal Court for fiscal year 1977.

MONTANA COURT SYSTEM, 1977

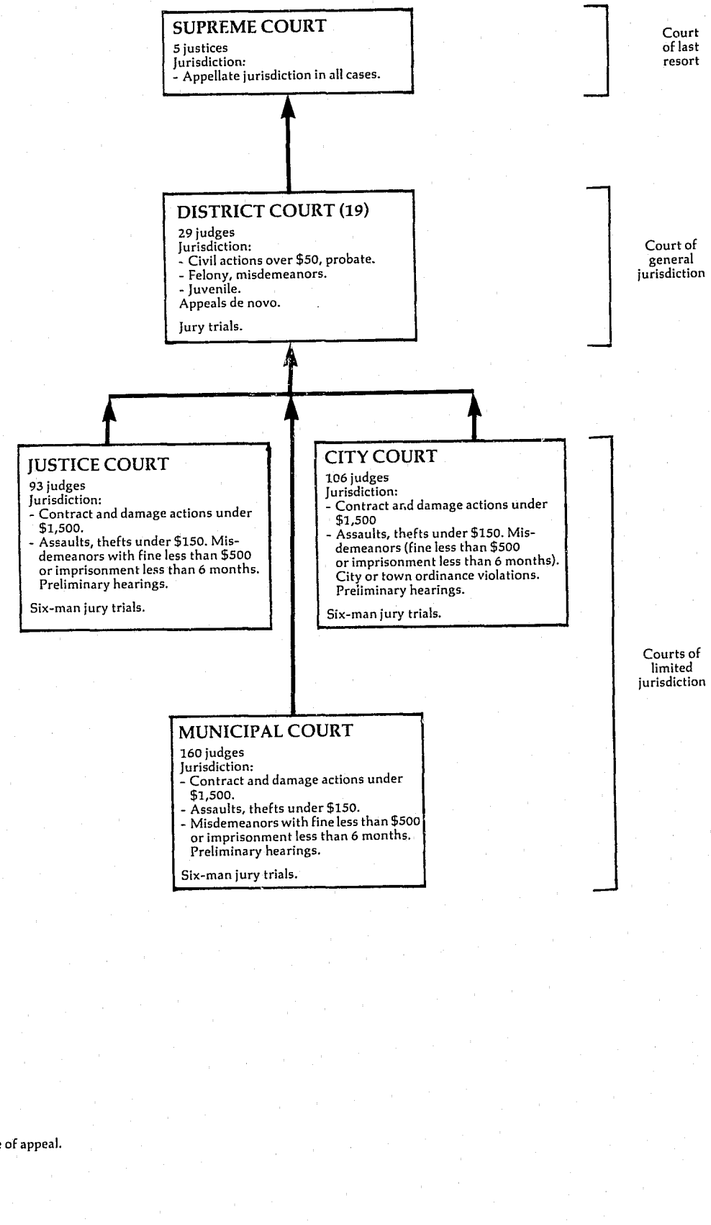

MONTANA SUPREME COURT
Court of last resort
5 justices
January 1, 1977 to December 31, 1977

	Beginning pending	Filed	Disposed	End pending
Cases:				
Appeals:				
Civil	N/A	275	X	N/A
Criminal	N/A	102	X	N/A
Total appeals	N/A	377	X	N/A
Other cases:				
Original proceedings	N/A	92	X	N/A
Requests to appeal				
Total other cases	N/A	92	X	N/A
Total cases	N/A	469	463	N/A

Boldface headings indicate the classifications used by the NCSP.
Blank space = Not enough information is known. The case category may or may not be handled by the court.
N/A = This case type is handled by the court, but the data are unavailable.
X = Data for this case type are known to be included in the total but were not available by category.

Source: Montana Supreme Court, 1978 Annual Report (Helena, Montana: 1979). Statistics are from the annual report except that totals were computed where necessary.

MONTANA DISTRICT COURT
Court of general jurisdiction
19 districts, 29 judges
July 1, 1976 to June 30, 1977

There were no data available for cases handled by the District Court for fiscal year 1977.

MONTANA JUSTICE COURT
Court of limited jurisdiction
93 judges
July 1, 1976 to June 30, 1977

There were no data available for cases handled in the Justice Court for fiscal year 1977.

MONTANA CITY COURT
Court of limited jurisdiction
106 judges
July 1, 1976 to June 30, 1977

There were no data available for cases handled in the City Court for fiscal year 1977.

MONTANA MUNICIPAL COURT
Court of limited jurisdiction
160 judges
July 1, 1976 to June 30, 1977

There were no data available for cases handled in the Municipal Court for fiscal year 1977.

NEBRASKA COURT SYSTEM, 1977

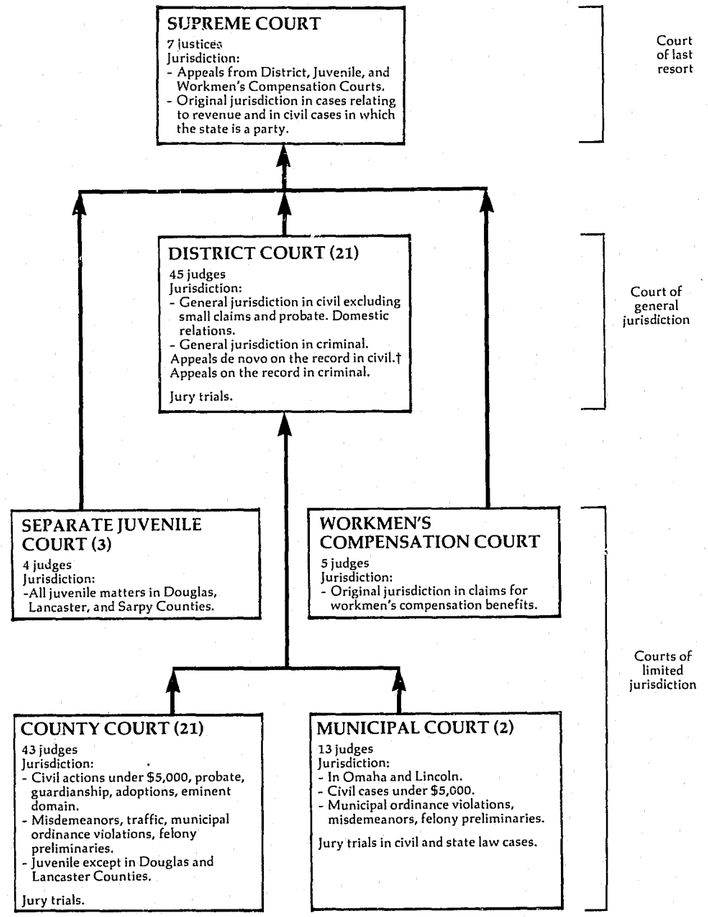

↑ Indicates route of appeal.

†In Nebraska, "de novo on the record" means that the court may make an independent determination of the facts.

NEBRASKA SUPREME COURT
Court of last resort
7 justices
September 1, 1976 to August 31, 1977

	Beginning pending	Filed	Disposed	End pending
Cases:				
Appeals:				
Civil	244[1]	344[1]	303[1]	285[1]
Criminal	226[1]	263[1]	306[1]	183[1]
Total appeals	470	607	609	468
Other cases:				
Original proceedings	(j)	(j)	(j)	(j)
Requests to appeal	N/A	N/A	N/A	N/A
Total other cases	N/A	N/A	N/A	N/A
Total cases	470[i]	607[i]	609[i]	468[i]

Manner of disposition

Written opinion 406

Boldface headings indicate the classifications used by the NCSP.
N/A = This case type is handled by the court, but the data are unavailable.

[i]Data are not complete:
Requests to appeal are not counted statistically by the Supreme Court; the figures presented for appeals are cases docketed. There are a number of cases that the court refuses to hear. These discretionary cases, when leave to docket is denied, could be considered processed by the court, but they are not docketed or reported statistically. As a result, request to appeal cases are not included in the total cases figures given in the chart.
[j]Explanation of data included in the category:
Original proceedings are included with the appeals data. There are a minimal number of original proceedings handled by the court.
[l]Special source or revision in data:
The breakdown of appeals data into civil and criminal categories were supplied by the Supreme Court clerk in an unpublished source.

Source: Office of the State Court Administrator, The Courts of Nebraska 1977 (Lincoln, Nebraska), and unpublished data supplied by the clerk of the court. Statistics are from the annual report and unpublished data except that totals have been computed where necessary.

NEBRASKA DISTRICT COURT
Court of general jurisdiction
21 districts, 45 judges
January 1, 1977 to December 31, 1977

	Beginning pending	Filed[j]	Disposed	End pending
Civil[d]:				
Domestic relations	2,921[l]	12,300	11,092	4,129[h]
Appeal	(j)	(j)	(j)	(j)
Other civil	3,281[l]	6,340	5,277	4,344[h]
Total civil[j]	6,202[l]	18,640	16,369	8,473[h]
Criminal[d]:				
Felony:				
Criminal[j]	762[l]	3,804	3,476	1,090[h]
Appeal	525[jl]	2,757[j]	2,016[j]	1,266[hj]
Total criminal	1,287[l]	6,561	5,492	2,356[h]
Grand total	7,489[l]	25,201	21,861	10,829[h]

Boldface headings indicate the classifications used by the NCSP.

[d]Case definition or unit of count:
A civil case is counted with the filing of a petition or complaint.
The criminal case unit of count is the number of defendants on the information or indictment.
[h]Figures were computed:
End pending figures were computed from beginning pending, filed, and disposed figures.
[j]Explanation of data included in the category:
Filed figures include the number of reopened cases placed before the District Court.
Cases that are listed as criminal appeals include both civil and criminal appeals. A statement in the annual report indicates that more than half were criminal appeals.
Criminal cases may include a few misdemeanor cases.
[l]Special source or revision in data:
Beginning pending data were provided by the office of the state court administrator.

Source: Office of the State Court Administrator, The Courts of Nebraska 1977 (Lincoln, Nebraska), and unpublished data supplied by the office of the state court administrator. Statistics are from the annual report and unpublished data except that totals have been computed where necessary.

NEBRASKA COUNTY COURT
Court of limited jurisdiction
21 districts, 43 judges
January 1, 1977 to December 31, 1977

	Beginning pending	Filed	Disposed	End pending
Civil[d]:				
Law:				
Civil	7,827[l]	8,651	7,481	8,997[h]
Small claims	1,533[l]	9,537	9,203	1,867[h]
Real property rights:				
Eminent domain	70[l]	142	145	67[h]
Domestic relations:				
Adoption	233[l]	1,308	1,323	218[h]
Estate:				
Probate/wills/intestate:				
Probate and inheritance tax	11,586[l]	8,610	8,150	12,046[h]
Guardianship/conservatorship/trusteeship:				
Guardianship and conservatorship	9,695[l]	1,715	1,490	9,920[h]
Total	21,281[l]	10,325	9,640	21,966[h]
Total civil	30,944[l]	29,963	27,792	33,115[h]
Criminal[d]:				
Misdemeanor:				
Misdemeanor statute	12,199[l]	32,388	30,833	13,754[h]
Ordinance violation:				
Ordinance non-traffic	1,357[l]	8,568	8,613	1,312[h]
Preliminary hearing:				
Felony	4,502[l]	4,582	4,261	4,823[h]
Total criminal	18,058[l]	45,538	43,707	19,889[h]
Traffic:				
Other traffic violation:				
Statute traffic	8,765[l]	142,079	140,515	10,329[h]
Ordinance traffic	2,837[l]	35,176	34,384	3,629[h]
Total	11,602[l]	177,255	174,899	13,958[h]
Total traffic	11,602[l]	177,255	174,899	13,958[h]
Juvenile:				
Total juvenile	1,088[l]	2,868	2,883	1,073[h]
Grand total	61,692[l]	255,624	249,281	68,035[h]

Boldface headings indicate the classifications used by the NCSP.

[d]Case definition or unit of count:
A civil case is counted with the filing of a petition or complaint.
The criminal case unit of count is the number of informations, indictments, or complaints. Two defendants charged on a single complaint count as one case, unless cases are separated for trial. One defendant with two charges on a single complaint is one case, unless the charges are tried separately.
[h]Figure was computed:
End pending figures were computed from beginning pending, filed, and disposed figures.
[l]Special source or revision in data:
Beginning pending figures were provided by the office of the state court administrator.

Source: Office of the State Court Administrator, The Courts of Nebraska 1977 (Lincoln, Nebraska) and unpublished data provided by the office of the state court administrator. Statistics are from the annual report and unpublished data except that totals have been computed where necessary.

NEBRASKA SEPARATE JUVENILE COURT
Court of limited jurisdiction
3[b] courts, 4 judges
January 1, 1977 to December 31, 1977

	Beginning pending	Filed	Disposed	End pending
Juvenile:				
Total juvenile	N/A	1,992	N/A	N/A
Grand total	N/A	1,992	N/A	N/A

Boldface headings indicate the classifications used by the NCSP.
N/A = This case type is handled by the court, but the data are unavailable.

[b]Particular court or reporting system information:
There are three separate juvenile courts in Nebraska, located in Douglas County, Lancaster County, and Sarpy County. The Juvenile Court in Sarpy County began operations in February, 1977.

Source: Office of the State Court Administrator, The Courts of Nebraska 1977 (Lincoln, Nebraska). Statistics are from the annual report except that totals have been computed where necessary.

NEBRASKA MUNICIPAL COURT[a]
Court of limited jurisdiction
2[b] courts, 13 judges
January 1, 1977 to December 31, 1977

	Beginning pending	Filed	Disposed	End pending
Civil[d]:				
Law:				
Civil/small claims	N/A	17,153	N/A	N/A
Total civil	N/A	17,153	N/A	N/A
Criminal[d]:				
Total criminal	N/A	X	N/A	N/A
Traffic:				
Total traffic	N/A	X	N/A	N/A
Grand total	N/A	119,695	N/A	N/A

Boldface headings indicate the classifications used by the NCSP.
N/A = This case type is handled by the court, but the data are unavailable.
X = The data for this case type are known to be included in the total but were not available by category.

[a]Court jurisdiction:
Municipal Courts have exclusive jurisdiction in cases involving violations of local ordinances.
[b]Particular court or reporting system information:
The two courts are located in Omaha and Lincoln.
[d]Case definition or unit of count:
A civil case is counted with the filing of a petition or complaint.
The criminal case unit of count is the number of defendants on the information, indictment, or complaint.

Source: Office of the State Court Administrator, The Courts of Nebraska 1977 (Lincoln, Nebraska). Statistics are from the annual report except that totals have been computed where necessary.

NEBRASKA WORKMEN'S COMPENSATION COURT
Court of limited jurisdiction
1 court, 5 judges
July 1, 1976 to June 30, 1977

	Beginning pending	Filed	Disposed[k]	End pending
Civil[d]:				
Appeal:				
Appeal of administrative agency case:				
Disputed claims	N/A	803	N/A	N/A
Total civil	N/A	803	N/A	N/A
Grand total	N/A	803	N/A	N/A

Boldface headings indicate the classifications used by the NCSP.
N/A = This case type is handled by the court, but the data are unavailable.

[d]Case definition or unit of count:
A civil case is counted with the filing of a petition or complaint.
[k]Additional information:
There were 876 original and settlement hearings, 136 rehearings held and settled, and 12 cases appealed to the Supreme Court. The number of cases disposed is unknown.

Source: Office of the State Court Administrator, The Courts of Nebraska 1977 (Lincoln, Nebraska). Statistics are from the annual report except that totals have been computed where necessary.

NEVADA COURT SYSTEM, 1977

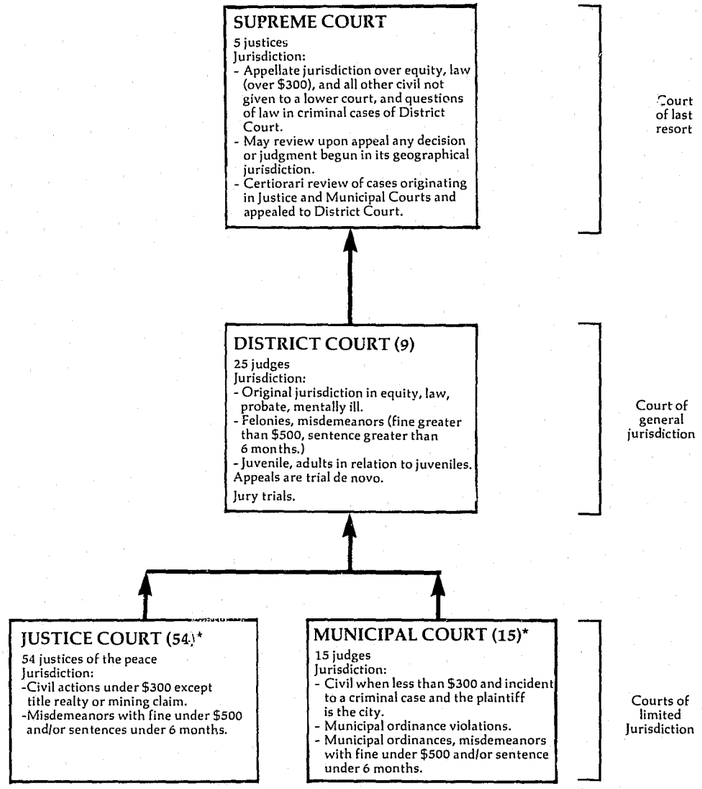

↑ Indicates route of appeal.
*Nine justices of the peace also serve as Municipal Court judges.

NEVADA SUPREME COURT
Court of last resort
5 justices
January 1, 1977 to December 31, 1977

	Beginning pending	Filed	Disposed	End pending
Cases:				
Appeals:				
Civil	X	243	X	X
Criminal	X	183	X	X
Postconviction remedy:				
Postconviction	X	67	X	X
Reinstated	X	14	X	X
Total appeals	X	507	X	X
Other cases:				
Original proceedings:				
Original jurisdiction:				
Habeas corpus	X	19	X	X
Mandamus	X	60	X	X
Prohibition	X	38	X	X
Quo warranto	X	0	X	X
Exceptions	X	8	X	X
Motions	X	35	X	X
Total	X	160	X	X
Disciplinary:				
Bar	X	21	X	X
Total	X	181	X	X
Requests to appeal:				
Certiorari	X	5	X	X
Criminal:				
Pretrial habeas	X	399	X	X
Total	X	404	X	X
Total other cases	X	585	X	X
Total cases	259	1,092	898	453
Other proceedings:				
Rehearing requests	12[f]	103	114	1
Total other proceedings	12[f]	103	114	1

Manner of disposition	
Written opinion	222[k]
Consolidated	5
Dismissed by order	671

Disposition of appeals	
Affirmed	135
Reversed	67
Affirmed in part	7
Writs granted	3
Writs denied	6
Other	5

Status of pending cases	
Set or assigned	73
Under submission	347
Other	33

Time interval (days)

	Civil	Criminal	Total
From formal submission to disposition	34.6	22.0	26.4
Number of cases	315	581	896

Boldface headings indicate the classifications used by the NCSP.
X = The data for this case type are known to be included in the total but were not available by category.

[f]Beginning pending figure for the 1977 court year does not equal the end pending figure for the 1976 court year:
Data is as reported by the court administrative office.
[k]Additional information:
Written opinion includes both signed and per curiam opinions.

Source: Unpublished data provided by the Administrative Office of the Courts. Statistics are from the unpublished data except that totals have been computed where necessary, and additions were made by the administrative office of the court during data verification.

NEVADA DISTRICT COURT[a]
Court of general jurisdiction
9 districts, 25[c] judges
January 1, 1977 to December 31, 1977

	Beginning pending	Filed	Disposed	End pending
Civil[d]:				
Law:				
Civil actions	N/A	3,078	N/A	N/A
Domestic relations:				
Marriage dissolution:				
Divorce actions	N/A	3,294	N/A	N/A
Support/custody:				
Reciprocal	N/A	677	N/A	N/A
Adoption	N/A	169	N/A	N/A
Total	N/A	4,140	N/A	N/A
Estate:				
Probate/wills/intestate:				
Probate	N/A	378	N/A	N/A
Guardianship/conservatorship/trusteeship:				
Guardianship	N/A	104	N/A	N/A
Total	N/A	482	N/A	N/A
Mental health:				
Inebriate matters	N/A	0	N/A	N/A
Insanity matters	N/A	85	N/A	N/A
Total	N/A	85	N/A	N/A
Other civil:				
Miscellaneous matters	N/A	277	N/A	N/A
Total civil	N/A	8,062	N/A	N/A
Criminal[d]:				
Felony/misdemeanor:				
Criminal actions	N/A	1,448	N/A	N/A
Total criminal	N/A	1,448	N/A	N/A
Juvenile:	—	—	—	—
Total juvenile	N/A	535	N/A	N/A
Grand total[i]	N/A	10,045	N/A	N/A

Trial[d]

	Jury	Non-jury	Total
Civil:			
Law	68	817	885
Domestic relations:			
Marriage dissolution	--	148	148
Total	68	965	1,033
Criminal:			
Felony/misdemeanor	59	665	724
Grand total	127	1,630	1,757

Boldface headings indicate the classifications used by the NCSP.
N/A = This case type is handled by the court, but the data are unavailable.
— = Not applicable.

[c]Judge information:
The Second District has 7 judges. Data were available only for only this district. There are a total of 25 judges in the 9 districts statewide.

[d]Case definition or unit of count:
A civil case is counted with the filing of a petition or complaint.
The criminal case unit of count is the number of defendants on the information, indictment, or complaint.
A jury trial is counted if tried to verdict.
A non-jury trial is counted if tried to decision.

[i]Data are not complete:
Data were availale for only one district: the Second District (Washoe County). This county contains 25 percent of the total state population.

Source: Unpublished data supplied by the clerk of the 2nd District Court. Statistics are taken from the unpublised data except that totals were computed where necessary.

NEVADA JUSTICE COURT
Court of limited jurisdiction
54 courts, 54 justices of the peace
January 1, 1977 to December 31, 1977

There were no data available for cases handled in the Justice Court for 1977.

NEVADA MUNICIPAL COURT
Court of limited jurisdiction
15 courts, 15 judges
January 1, 1977 to December 31, 1977

There were no data available for cases handled in the Municipal Court for 1977.

NEW HAMPSHIRE COURT SYSTEM, 1977

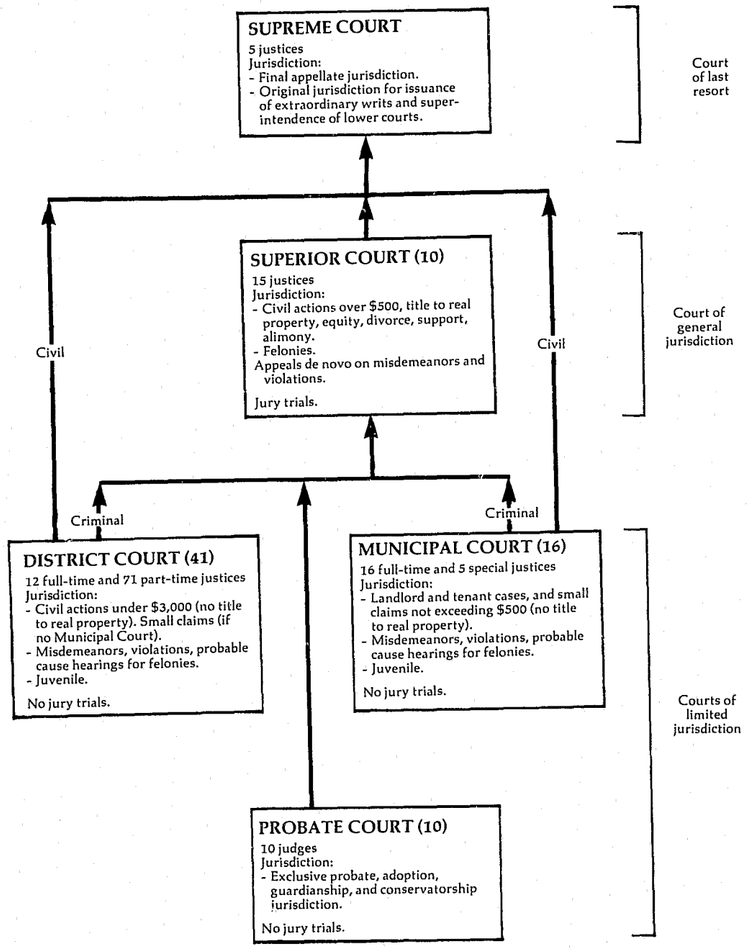

Preceding page blank

NEW HAMPSHIRE SUPREME COURT
Court of last resort
5 justices
August 1, 1976 to July 31, 1977

	Beginning pending	Filed	Disposed	End pending
Cases:				
Appeals:				
Civil and criminal	X	240	X	X
Appeal of administrative agency case	X	26	X	X
Total appeals	X	266	X	X
Other cases:				
Original proceedings:				
Original jurisdiction:				
Original cases filed	X	33	X	X
Certification of questions	X	2	X	X
Total	X	35	X	X
Advisory opinions	X	14	X	X
Total	X	49	X	X
Requests to appeal				
Total other cases	X	49	X	X
Total cases	202	315	348	169

Boldface headings indicate the classifications used by the NCSP.
Blank space = Not enough information is known. The case category may or may not be handled by the court.
X = The data for this case type are known to be included in the total but were not available by category.

Source: Chairman, Judicial Council, Seventeenth Biennial Report of the Judicial Council of the State of New Hampshire covering periods August 1, 1976-July 31, 1977, and August 1, 1977-July 31, 1978 (Concord, New Hampshire: 1978). Statistics are from the biennial report except that totals have been computed where necessary.

NEW HAMPSHIRE SUPERIOR COURT
Court of general jurisdiction
10 courts, 15 justices
August 1, 1976 to July 31, 1977

	Beginning pending	Filed	Disposed	End pending
Civil[d]:				
Law:				
Actions at law	9,995[f]	5,400	5,886[h]	9,509
Equity:				
All other equitable actions and petitions	3,054	2,672	3,095[h]	2,631
Domestic relations:				
Marriage dissolution:				
Marital cases	4,640[f]	5,824	5,282[h]	5,182
Marital cases brought forward for further orders	1,936[f]	3,847	3,497[h]	2,286
Total	6,576[f]	9,671	8,779	7,468
Appeal:				
Appeal of trial court case:				
Probate appeals	48	2	18[h]	32
Total civil	19,673[f]	17,745	17,778	19,640
Criminal[d]:				
Felony/misdemeanor:				
Indictments	2,849[f]	2,833	3,204[h]	2,478
Informations	42[f]	475	491[h]	26
Complaints	394[f]	863	793[h]	464
Total	3,285[f]	4,171	4,488[h]	2,968
Appeal	1,844	2,821	2,148[h]	2,517
Total criminal	5,129[f]	6,992	6,636	5,485
Grand total	24,802[f]	24,737	24,414	25,125

	Trial[d]		
	Jury	Non-jury	Total
Civil:			
Law	241	780	1,021
Equity	X	X	X
Domestic relations	--	376	376
Appeal	X	X	X
Total	245	4,102	4,347
Criminal	363	187	550
Grand total	608	4,289	4,897

Criminal dispositions

Guilty plea or nolo contendere	2,847
Nolle prosse	1,521
Otherwise disposed	1,618

Boldface headings indicate the classifications used by the NCSP.
X = The data for this case type are known to be included in the total but were not available by category.
-- = Not applicable.

[d]Case definition or unit of count:
A civil case is not counted in the same way throughout the state.
The criminal case unit of count is not consistent statewide.
A trial is not counted in the same way throughout the state.
[f]Beginning pending figure for the 1977 court year does not equal the end pending figure for the 1976 court year.
Figures are as reported in the biennial report.
[h]Figures were calculated:
Dispositions were calculated by category from available filing and pending data.

Source: Chairman, Judicial Council, Seventeenth Biennial Report of the Judicial Council of the State of New Hampshire covering periods August 1, 1976-July 31, 1977, and August 1, 1977-July 31, 1978 (Concord, New Hampshire: 1978). Statistics are from the biennial report except that totals have been computed where necessary.

NEW HAMPSHIRE DISTRICT COURT
Court of limited jurisdiction
41 courts: 12 full-time, 71 part-time and special judges
August 1, 1976 to July 31, 1977

	Beginning pending	Filed	Disposed	End pending
Civil[d]:				
Small claims	N/A	N/A	19,393	N/A
Real property rights:				
Landlord and tenant	N/A	N/A	1,713	N/A
Extraordinary writ:				
Civil writs	N/A	N/A	4,652	N/A
Total civil	N/A	N/A	25,758	N/A
Criminal[d]:				
Misdemeanor	N/A	N/A	25,577	N/A
Preliminary hearing:				
Class A felonies	N/A	N/A	547	N/A
Class B felonies	N/A	N/A	2,157	N/A
Total	N/A	N/A	2,704	N/A
Total criminal	N/A	N/A	28,281	N/A
Traffic:				
Other traffic violation:				
Violations	N/A	N/A	125,840	N/A
Total traffic	N/A	N/A	125,840	N/A
Juvenile:				
Criminal-type offense:				
Delinquent children	N/A	N/A	4,562[k]	N/A
Status offense:				
Persons in need of supervision	N/A	N/A	494	N/A
Non-offense:				
Neglected children	N/A	N/A	479	N/A
Total juvenile	N/A	N/A	5,535[k]	N/A
Grand total	N/A	N/A	185,414	N/A

Boldface headings indicate the classifications used by the NCSP.
N/A = This case type is handled by the court, but the data are unavailable.

[d]Case definition or unit of count:
A civil case is not counted in the same way throughout the state.
The criminal case unit of count is not consistent statewide.

[k]Additional information:
Juvenile delinquency cases disposed include 45 cases transferred to the Superior Court.

Source: Chairman, Judicial Council, Seventeenth Biennial Report of the Judicial Council of the State of New Hampshire covering periods August 1, 1976-July 31, 1977, and August 1, 1977-July 31, 1978 (Concord, New Hampshire: 1978). Statistics are from the biennial report except that totals have been computed where necessary.

NEW HAMPSHIRE PROBATE COURT
Court of limited jurisdiction
10 courts, 10 judges
July 1, 1976 to June 30, 1977

	Beginning pending	Filed	Disposed	End pending
Civil[d]:				
Domestic relations:				
Adoption	N/A	787	N/A	N/A
Other domestic relations:				
Marriage waivers granted	N/A	1,764	N/A	N/A
Relinquishment and termination of parental rights	N/A	97	N/A	N/A
Total	N/A	1,861	N/A	N/A
Total	N/A	2,648	N/A	N/A
Estate:				
Probate/wills/intestate:				
Wills allowed	N/A	2,610	N/A	N/A
Will authenticity	N/A	227	N/A	N/A
Administrations allowed	N/A	1,435	N/A	N/A
Voluntary administrations	N/A	531	N/A	N/A
Inheritance tax	N/A	43	N/A	N/A
Total	N/A	4,846	N/A	N/A
Guardianship/conservatorship/trusteeship:				
Guardians appointed	N/A	357	N/A	N/A
Conservators appointed	N/A	166	N/A	N/A
Trustees appointed	N/A	201	N/A	N/A
Successor guardian	N/A	12	N/A	N/A
Accounts allowed	N/A	6,277	N/A	N/A
Total	N/A	7,013	N/A	N/A
Other estate:				
Death certificate	N/A	97	N/A	N/A
Inquisitions	N/A	176	N/A	N/A
Total	N/A	273	N/A	N/A
Total	N/A	12,132	N/A	N/A
Mental health:				
Involuntary commitments	N/A	4	N/A	N/A
Other civil:				
Change of name	N/A	478	N/A	N/A
Total civil	N/A	15,262	N/A	N/A
Grand total	N/A	15,262	N/A	N/A

Boldface headings indicate the classifications used by the NCSP.
N/A = This case type is handled by the court, but the data are unavailable.

[d]Case definition or unit of count:
A civil case is not counted in the same way throughout the state.

Sources: Chairman, Judicial Council, Seventeenth Biennial Report of the Judicial Council of the State of New Hampshire covering periods August 1, 1976-July 31, 1977, and August 1, 1977-July 31, 1978 (Concord, New Hampshire: 1978) and Chief Justice, Supreme Court and Chairman, Judicial Planning Committee, 1978 New Hampshire Court System (Concord. New Hampshire: 1978). Statistics are from these two reports except that totals have been computed where necessary.

NEW HAMPSHIRE MUNICIPAL COURT
Court of limited jurisdiction
16 courts, 16 full-time and 5 special jusices
August 1, 1976 to July 31, 1977

	Beginning pending	Filed	Disposed	End pending
Civil[d]:				
Small claims	N/A	N/A	696	N/A
Real property rights:				
Landlord and tenant	N/A	N/A	10	N/A
Total civil	N/A	N/A	706	N/A
Criminal[d]:				
Misdemeanor	N/A	N/A	1,628	N/A
Preliminary hearing:				
Class A felonies	N/A	N/A	28	N/A
Class B felonies	N/A	N/A	61	N/A
Total	N/A	N/A	89	N/A
Total criminal	N/A	N/A	1,717	N/A
Traffic:				
Other traffic violation:				
Violations	N/A	N/A	6,508	N/A
Total traffic	N/A	N/A	6,508	N/A
Juvenile:				
Criminal-type offense:				
Delinquent children	N/A	N/A	269	N/A
Status offense:				
Persons in need of supervision	N/A	N/A	37	N/A
Non-offense:				
Neglected children	N/A	N/A	9	N/A
Total juvenile	N/A	N/A	315	N/A
Grand total	N/A	N/A	9,246	N/A

Boldface headings indicate the classifications used by the NCSP.
N/A = This case type is handled by the court, but the data are unavailable.

[d]Case definition or unit of count:
A civil case is not counted in the same way throughout the state.
The criminal case unit of count is not consistent statewide.

Source: Chairman, Judicial Council, Seventeenth Biennial Report of the Judicial Council of the State of New Hampshire covering periods August 1, 1976-July 31, 1977, and August 1, 1977-July 31, 1978 (Concord, New Hampshire: 1978). Statistics are from the biennial report except that totals have been computed where necessary.

NEW JERSEY COURT SYSTEM, 1977

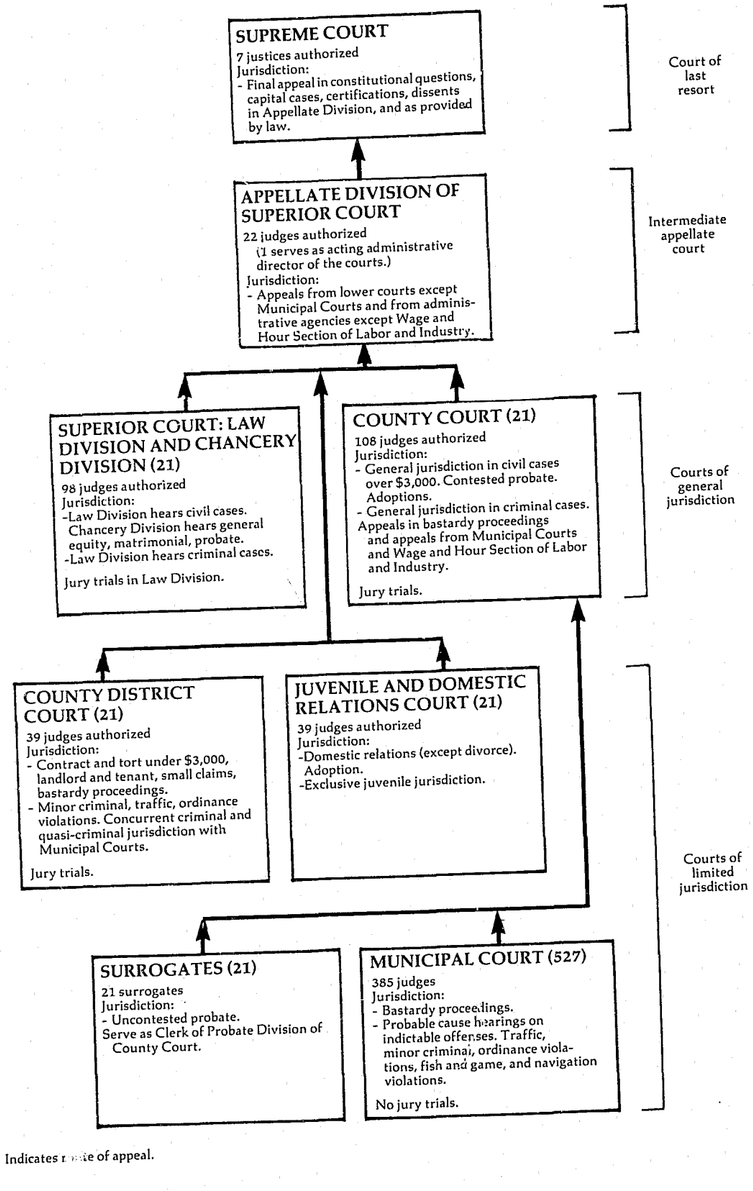

Preceding page blank

NEW JERSEY SUPREME COURT
Court of last resort
7 justices
September 1, 1976 to August 31, 1977

	Beginning pending	Filed	Disposed	End pending
Cases:				
Appeals:				
Civil:				
Civil categories	X	X (X)[e]	84	X
Criminal	X	X (X)[e]	35	X
Appeals of administrative agency case:				
State agencies or authorities	X	X (X)[e]	32	X
Cases consolidated or disposed before argument	X	X (X)[e]	93	X
Total appeals	195	75 (150)[e]	244	176
Other cases:				
Original proceedings:				
Disciplinary	42	62	70	34
Requests to appeal[j]:				
Petitions for certification	385	765	841 (126)[e]	183
Motion for direct certification	(j)	(j)	41 (11)[e]	(j)
Motions for leave to appeal	(j)	(j)	116 (13)[e]	(j)
Total	385[i]	765[i]	998 (150)[e]	183[i]
Total other cases	427[i]	827[i]	1,068 (150)[e]	217[i]
Total cases	622[i]	902[i](150)[e]	1,312 (150)[e]	393[i]
Other proceedings:				
Rehearing requests	X	X	31	X
Other matters:				
Motions and other petitions	X	X	981	X
Total other proceedings	102[j]	1,210[j]	1,012	119[j]

Manner of disposition[m]

Written opinion	100[m]
Per curiam	53

Status of pending cases (8/31/77)

Not yet perfected	57
Perfected and ready for argument	85
Submitted but not decided	2
Argued but not decided	32

Age of pending cases (8/31/77)

Under 2 months	31
2 to 5 months	31
5 to 8 months	35
8 to 12 months	45
12 to 14 months	2
14 to 17 months	24
17 to 20 months	6
Over 20 months	2

Disposition of appeals

Affirmed	64
Reversed	36
Modified	19
Reversed and remanded	27
Affirmed and reversed in part	3
Remanded	2
Dismissed	0
Dismissed before argument	53
Remanded before argument	17
Consolidated with certification	8
Decided without argument	15

Time intervals (months/days)

	Mean	Median
Judgment below to notice of appeal or granting of certification	3/23	3/14
Notice of appeal or granting of certification to perfection	3/12	2/ 4
Perfection to argument	5/27	5/28
Argument to decision	5/15	3/23
Notice of appeal or granting of certification to decision	14/22	13/19
Perfection to decision	11/20	10/26

Boldface headings indicate the classifications used by the NCSP.
N/A = This case type is handled by the court, but the data are unavoidable.
X = The data for this case type are known to be included in the total but were not available by category.

[i]Data are not complete:
Pending and filing frequencies for total requests to appeal, total other cases and total cases do not include motions for direct certification or motions for leave to appeal.
[j]Explanation of data included in the category:
Filing and pending figures reported for total other proceedings include motions for direct certification and motions for leave to appeal. Disposition data for these two categories were available separately and are listed on the appropriate lines under the request to appeal heading above.
[m]Information on disposition type or trial data:
The 100 written opinions and 53 per curiam opinions disposed of 151 appeals and 24 disciplinary matters.
There were also 18 concurring, 51 dissenting, and 12 concurring in part, dissenting in part opinions written.

Source: Administrative Director of the Courts, Annual Report 1976-77 (Trenton, New Jersey: 1978). Source of case data is available. Statistics are from the annual report except that totals have been computed where necessary.

NEW JERSEY APPELLATE DIVISION OF SUPERIOR COURT
Intermediate appellate court
21[c] judges
September 1, 1976 to August 31, 1977

	Beginning pending	Filed	Disposed	End pending
Cases:				
Appeals:				
Civil	X	1,969[h]	X	X
Criminal	X	2,105	X	X
Appeal of administrative agency case:				
State agencies	X	1,134	X	X
Total appeals	4,748	5,208[k]	4,249[k]	5,707
Other cases:				
Original proceedings				
Requests to appeal:				
Leave to appeal	45	770	720	95
Total other cases	45	770	720	95
Total cases[k]	4,793	5,978	4,969	5,802
Other proceedings:				
Rehearing requests	2	129	113	18
Other matters:				
Motions and petitions[j]	132[f]	3,155	2,853	434
Total other proceedings	134	3,284	2,966	452

Manner of disposition

Published opinions	336[m]
Per curiam	2,555
Dismissed (opinion)	110
Transfers[m]	12
Dismissal/withdrawal	1,346

Disposition of appeals

Affirmed	2,024
Reversed	586
Remanded	9
Certifications	12
Modified	272
Dismissed	1,346

Time interval (months/days)

	Mean	Median
Judgment below to notice of appeal	1/9	1/10
Date of appeal to perfected	7/27	6/21
Perfected to argued or submitted	3/27	3/6
Argued or submitted to decided	0/23	0/16
Date of appeal to decided	12/15	11/24

Age of pending cases (8/31/77)

Under 2 months	972
2 to 5 months	1,301
5 to 8 months	1,118
8 to 12 months	838
12 to 14 months	444
14 to 17 months	452
17 to 20 months	214
Over 20 months	368

Status of pending cases (8/31/77)

Not yet perfected	4,224
Perfected and ready for calendaring	1,449
Submitted but not decided	1,654
Argued and decided	1,347

Boldface headings indicate the classifications used by the NCSP.
Blank space = Not enough information is known. The case category may or may not be handled by the court.
X = The data for this case type are known to be included in the total but were not available by category.

[c]Judge information:
There are 22 judges authorized in this court, but 1 judge served as the acting administrative director of the courts.
[f]Beginning pending figure for the 1977 court year does not equal the end pending figure for the 1976 court year:
Figures are as given in the annual report.
[h]Figure was computed:
Civil appeals filed were computed by subtracting the number of criminal appeals and appeals of administrative agency cases filed from the number of total appeals filed.
[k]Additional information:
Total appeals filed and disposed include 12 certifications by the Supreme Court before calendaring by the Appellate Division.
[m]Information on disposition type or trial data:
There were also 10 concurring and 28 dissenting opinions filed.
Transfers are cases transferred to the Supreme Court by certification.

Source: Administrative Director of the Courts, Annual Report 1976-77 (Trenton, New Jersey: 1978). Source of case data is available.
Statistics are from the annual report except that totals have been computed where necessary.

NEW JERSEY SUPERIOR COURT (LAW DIVISION and CHANCERY DIVISION) and COUNTY COURT
Court of general jurisdiction
21 counties: 98 superior judges, 108 county judges authorized
September 1, 1976 to August 31, 1977

	Beginning pending	Filed	Disposed	Defendants	End pending
Civil[d]:					
Tort:					
Auto tort	20,828[f]	17,274	14,886	--	23,216
Other tort:					
Other--Law Division	26,124[f]	21,869	18,125	--	29,868
Total	46,952[f]	39,143	33,011	--	53,024
Equity	2,684[f]	4,130	4,328	--	2,486
Domestic relations:					
Marriage dissolution:					
Matrimonial[j]	6,948[f]	22,170	22,098	--	7,020
Adoption:					
Adoption (contested)	X	69	X	--	X
Adoption (uncontested)	0	1,873	1,873	--	0
Total	X	1,942	X	--	X
Total	6,948[fi]	24,112	23,971[i]	--	7,020[i]
Estate (County Court):					
Probate/wills/intestate:					
Wills and administration	X	175	X	--	X
Accounting	X	228	X	--	X
Total	X	403	X	--	X
Guardianship/conservatorship/trusteeship:					
Appointment of guardians for incompetents	0	362	362	--	0
Other estate:					
Other probate matters	X	221	X	--	X
Total[j]	X	986	X	--	X
Total civil	56,817[f]	68,371	62,325	--	62,863
Criminal[d]:					
Felony:					
Indictments and accusations	28,724[f]	25,748	24,648	30,655	29,824
Appeal (County Court)	846[f]	3,063	3,336	N/A	573
Extraordinary writ:					
Postconviction relief	55[f]	227	226	N/A	56
Total criminal	29,625[f]	29,038	28,210	N/A	30,453
Grand total	86,442[f]	97,409	90,535	N/A	93,316

Trial[d]

	Jury	Non-jury	Total
Civil:			
Tort:			
Auto tort	1,226	71	1,297
Other tort	1,346	1,208	2,554
Total	2,572	1,279	3,851
Equity	1	1,012	1,013
Domestic relations:			
Marriage dissolution	--	8,431	8,431
Adoption	--	X	X
Total	--	X	X
Estate	--	X	X
Total	2,573	11,375	13,948
Criminal:			
Felony	2,551	678	3,229
Grand total	5,124	12,053	17,177

Civil dispositions

	In court: Contested	In court: Uncontested	Settled	Dismissed or discontinued	Settled, dismissed, or discontinued	Other
Tort:						
Auto tort	N/A	N/A	X	X	13,231	358
Other tort	N/A	N/A	X	X	14,819	752
Total	N/A	N/A	X	X	28,050	1,110
Equity	N/A	N/A	1,738	1,162	2,900	415
Domestic relations:						
Marriage dissolution	8,431	13,330	22	315	337	0

Criminal dispositions

	Cases	Defendants
Felony:		
Jury trial:		
Conviction	1,429	1,751
Acquittal	850	1,114
Guilty or non vult plea	185	225
Dismissal	64	85
Conditional discharge	23	25
Non-jury trial:		
Conviction	191	209
Acquittal	426	494
Guilty or non vult plea	21	23
Dismissal	40	50
Conditional discharge	0	0
Total trial:		
Conviction	1,620	1,960
Acquittal	1,276	1,608
Guilty or non vult plea	206	248
Dismissal	104	135
Conditional discharge	23	25
Guilty or non vult plea without trial	13,812	16,818
Dismissal without trial	7,417	9,625
Conditional discharge without trial	190	236
Extraordinary writ:		
Petition summarily disposed	70	N/A
No relief granted	142	N/A
Some relief granted	14	N/A

(Continued on next page)

Time interval[n] (month/days)

	Jury			Non-jury			All trial cases		
	Number	Mean	Median	Number	Mean	Median	Number	Mean	Median
Tort:									
Auto tort:									
Complaint to trial.....	165	25/5	24/17	6	19/15	21/0	171	24/29	24/7
Other tort:									
Complaint to trial.....	184	25/5	24/18	124	19/20	19/1	308	22/29	22/18
Total:									
Complaint to answer	349	2/15	1/18	130	1/25	1/5	479	2/9	1/14
Answer to pretrial	349	12/20	11/15	130	7/8	5/18	479	9/24	9/28
Pretrial to trial	349	12/23	11/13	130	8/6	4/17	479	10/10	8/1
Complaint to trial	349	25/5	24/17	130	19/20	19/6	479	23/20	23/7

	Defendants for whom trials commenced							Defendants who retracted a plea of not guilty						
		Indictment or accusation to first plea		Not guilty plea to trial or guilty plea		Indictment or accusation to commencement of trial			Indictment or accusation to first plea		Not guilty plea to retraction		Indictment or accusation to retraction	
	Number	Mean	Median	Mean	Median	Mean	Median	Number	Mean	Median	Mean	Median	Mean	Median
Criminal:														
Murder	28	2/3	0/21	6/29	4/11	9/13	5/19	5	0/26	0/27	13/26	2/23	14/22	3/20
Other	470	1/18	0/21	8/9	6/6	9/27	7/25	1,437	1/26	0/24	6/5	4/2	8/1	5/18
Total	498	1/19	0/21	8/6	5/28	9/25	7/24	1,442	1/26	0/24	6/6	4/2	8/2	5/17

Age of pending cases[n] (months)

	Auto tort	Other tort	Equity	Marriage dissolution	Estate	Felony
Under 6 months	4,595	6,588	1,228	1,843	167	10,949
6+ to 12 months	6,851	8,091	767	2,805	59	5,509
12+ to 18 months	5,551	7,091	285	1,481	47	3,543
18+ to 24 months	3,383	4,390	114	595	(n)	2,137
24+ to 36 months	2,306	2,857	57	241	(n)	3,147
Over 36 months	217	302	35	55	(n)	4,4[illegible]

Boldface headings indicate the classifications used by the NCSP.
N/A = This casetype is handled by the court, but the data are unavailable.
X = The data for this case type are known to be included in the total but were not available by category.
--- = Not applicable.

[d]Case definition or unit of count:
A civil case is counted when it is placed on the calendar (has reached issue).
The criminal case unit of count is the number of informations or indictments.
A jury trial is counted when the first juror is drawn.
A non-jury trial is counted at the point when an opening statement or the introduction of any evidence occurs.

[f]Beginning pending figure for the 1977 court year does not equal the end pending figure for the 1976 court year:
This is because of recounts by the counties resulting from their periodic physical inventories and the discovery of other reporting errors by the counties during the course of the year.

[i]Data are not complete:
Total pending figures for domestic relations include only matrimonial cases. They do not include pending contested adoption cases.
Total disposed for domestic relations includes matrimonial and uncontested adoption, but not contested adoption cases.

[j]Explanation of data included in the category:
Matrimonial includes divorce, maintenance, nullity, adoption, custody, matrimonial injunctions, and miscellaneous matrimonial.
Total civil figures include data for adoption (contested) and estate cases which could not be separated into the proper categories. There were 233 of these cases pending at the beginning of the court year, 653 disposed, and 273 pending at the end of the court year.

[m]Categories for disposition type or trial data:
Civil trials do not include uncontested matrimonial cases.

[n]Time interval or age of pending data:
Time interval data are for cases in which trials commenced in the Law Division of the Superior Court and County Court during March 1977.
Age of pending data reflect active and inactive cases for equity, marriage dissolution, estate, and felony cases.
Age of pending cases data for auto tort and other tort cases are for active cases only. There were, in addition, 549 inactive other tort and 313 inactive auto tort cases.
The number of estate cases pending over 18 months is included in the 12+ to 18 months category.

Source: Administrative Director of the Courts, Annual Report 1976-77 (Trenton, New Jersey: 1978). Statistics are from the annual report except that totals have been computed where necessary.

NEW JERSEY COUNTY DISTRICT COURT
Court of limited jurisdiction
21 courts, 39 judges authorized
September 1, 1976 to August 31, 1977

	Beginning pending	Filed[j]	Disposed	End pending
Civil[d]:				
Tort:				
Auto tort	4,305	14,099	13,429	4,975
Other tort	1,518	4,188	4,109	1,597
Total	5,823	18,287	17,538	6,572
Contract	30,990[f]	156,161	154,675	32,476
Small claims[j]	5,300[f]	39,149	38,320	6,129
Real property rights:				
Tenancy	2,741	89,460	88,515	3,686
Total civil	44,854[f]	303,057	299,048	48,863
Criminal[d]:				
Other criminal:				
Criminal[j]	N/A	3,435	3,263	N/A
Total criminal	N/A	3,435	3,263	N/A
Traffic:				
Parking:				
Parking cases	N/A	42,274	27,415	N/A
Other traffic violation:				
Moving traffic cases	N/A	33,289	29,172	N/A
Total traffic	N/A	75,563	56,587	N/A
Grand total	44,854[fi]	382,055	358,898	48,863[i]

Trial[d]

	Jury	Non-jury	Total
Civil:			
Tort:			
Auto tort	182	864	1,046
Other tort	85	359	444
Total	267	1,223	1,490
Contract	148	5,173	5,321
Small claims	7	13,815	13,822
Real property rights	13	31,217	31,230
Total	435	51,428	51,863
Criminal:			
Other criminal	---	416	416
Traffic	---	0	0
Grand total	435	51,844	52,279

Criminal dispositions

	Other criminal
Convictions and guilty pleas in open court...	925
Violations Bureau	27
Dismissed after conditional discharge or pretrial intervention	58
Other dismissals and acquittals	312
Referred to other court	6
Referred to county prosecutor	1,519

Civil dispositions

	Tort						
	Auto tort	Other tort	Total	Contract	Small claims	Real property rights	Total
Judgments by default	4,819	1,256	6,075	98,560	6,395	9,819	120,849
Settled, dismissed, or discontinued, by dismissal of inactive cases	1,937	328	2,265	20,178	2,669	28	25,140
Before trial date	3,100	989	4,089	18,432	4,058	3,964	30,543
On trial date	2,109	993	3,102	10,402	10,232	43,176	67,012
Placed on inactive list or transferred	418	99	517	1,782	1,044	298	3,641

Traffic dispositions

	Parking	Other traffic violation	Total
Convictions and guilty pleas in open court	615	5,150	5,765
Violations Bureau	26,386	22,832	49,218
Dismissals and acquittals	414	1,190	1,604

Age of pending cases (months)

	Under 6 months	6+ to 12 months	12+ to 18 months	18+ to 24 months	Over 24 months
Civil:					
Tort:					
Auto tort	3,588	990	240	100	57
Other tort	1,136	324	76	42	19
Total	4,724	1,314	316	142	76
Contract	27,156	4,009	1,071	127	113
Small claims	5,278	636	144	71	0
Real property rights	3,680	6	0	0	0
Total	40,838	5,965	1,531	340	189

(Continued on next page)

Time interval[n] (months/days)

	Jury			Non-jury			Total		
	Number of cases	Mean	Median	Number of cases	Mean	Median	Number of cases	Mean	Median
Complaint to trial:									
Civil:									
Tort:									
Auto tort	20	13/ 8	9/ 0	54	8/ 5	6/ 3	74	9/16	7/ 0
Other tort	10	10/23	11/ 0	41	5/17	5/14	51	6/17	5/22
Total	30	12/13	N/A	95	7/ 1	N/A	125	8/10	N/A
Contract	14	10/15	11/23	319	7/24	6/29	333	7/27	7/ 2
Total	44	11/25	11/ 2	414	7/18	6/15	458	8/ 1	6/28
Complaint to answer:									
Civil[n]	44	1/21	1/ 4	414	1/19	0/26	458	1/19	0/26

Boldface headings indicate the classifications used by the NCSP.
N/A = This case type is handled by the court, but the data are unavailable.
— = Not applicable.

[d]Case definition or unit of count:
A civil case is counted with the filing of a petition or complaint.
The criminal case unit of count is the number of informations, indictments, or complaints.
A jury trial is counted when the first juror is drawn.
A non-jury trial is counted at the point when an opening statement or the introduction of any evidence occurs.
[f]Beginning pending figure for the 1977 court year does not equal the end pending figure for the 1976 court year:
Figures are as given in the annual report.
[i]Data are not complete:
Grand total pending figures do not include criminal or traffic cases.
[j]Explanation of data included in the category:
Filed includes all complaints filed or transferred from other courts or counties and inactive complaints restored to calendar.
Small claims include auto small claims cases and other small claims.
Criminal case complaints include indictable offenses referred to county prosecutors for indictment as well as minor criminal, disorderly persons, ordinance, fish and game, navigation, etc.
[n]Time interval or age of pending data:
Time interval data are for all civil cases in which trials commenced during March 1977, excluding small claims and real property rights.

Source: Administrative Director of the Courts, Annual Report 1976-77 (Trenton, New Jersey: 1978) and Proceedings in the Municipal Courts, September 1, 1976-August 31, 1977 (Trenton, New Jersey: 1978). Statistics are from the annual reports except that totals have been computed where necessary.

NEW JERSEY JUVENILE AND DOMESTIC RELATIONS COURT
Court of limited jurisdiction
21 courts, 39 judges authorized
September 1, 1976 to August 31, 1977

	Beginning pending	Filed	Disposed	End pending
Civil[d]:				
Domestic relations:				
Domestic relations and reciprocal support	4,736[f]	69,474	67,707	6,503
Total civil	4,736[f]	69,474	67,707	6,503
Juvenile:				
Criminal-type offense:				
Juvenile delinquent complaints	11,902[f]	73,400	72,986	12,316
Status offense:				
Juvenile in need of supervision (JINS)	776[f]	8,843	8,689	930
Total juvenile	12,678[f]	82,243	81,675	13,246
Grand total	17,414[f]	151,717	149,382	19,749

Age of pending cases (months)

	Civil	Juvenile	
	Domestic relations	Criminal-type offense	Status offense
Under 1 month	3,020	4,084	327
1 to 3 months	2,176	5,767	401
Over 3 months	1,307	2,465	202
3+ to 6 months	(n)	1,864	160
Over 6 months	(n)	601	42

Boldface headings indicate the classifications used by the NCSP.

[d]Case definition or unit of count:
A civil case is counted with the filing of a petition or complaint.
[f]Beginning pending figure for the 1977 court year does not equal the end pending figure for the 1976 court year:
This is because of recounts by the counties resulting from their periodic physical inventories and the discovery of other reporting errors by the counties during the course of the year.
[n]Information on time interval and age of pending data:
The domestic relations cases pending 3+ to 6 months and over 6 months are included in the over 3 months category.

Source: Administrative Director of the Courts, Annual Report 1976-77 (Trenton, New Jersey: 1978). Statistics are from the annual report except that totals have been computed where necessary.

NEW JERSEY MUNICIPAL COURT
Court of limited jurisdiction
527 courts, 385 judges
September 1, 1976 to August 31, 1977

	Beginning pending	Filed	Disposed	End pending
Criminal[d]:				
Other criminal:				
Criminal	N/A	329,541	296,250	N/A
Total criminal	N/A	329,541	296,250	N/A
Traffic:				
Parking:				
Parking cases	N/A	2,441,079	1,906,286	N/A
Other traffic violation:				
Moving traffic cases	N/A	980,097	914,873	N/A
Total traffic	N/A	3,421,176	2,821,159	N/A
Grand total	N/A	3,750,717	3,117,409	N/A

Non-jury trial[d]

Criminal (other criminal)	3,729
Traffic	0
Grand total	3,729

Criminal dispositions

	Other criminal
Convictions and guilty pleas in open court	107,881
Violations Bureau	20,592
Dismissal after conditional discharge and pretrial intervention	8,595
Other dismissals and acquittals	81,838
Referred to other court	4,288
Referred to county prosecutor	69,327

Traffic dispositions

	Parking	Other traffic violation	Total
Convictions and guilty pleas in open court	80,223	267,069	347,292
Violations Bureau	1,775,284	588,946	2,364,230
Dismissals and acquittals	50,755	58,333	109,088
Referred to other court	24	525	549

Boldface headings indicate the classifications used by the NCSP.
N/A = This case type is handled by the court, but the data are unavailable.

[d]Case definition or unit of count:
The criminal case unit of count is the number of informations, indictments, or complaints.
A non-jury trial is counted at the point when an opening statement or the introduction of any evidence occurs.
[j]Explanation of data included in the category:
Criminal case complaints include indictable offenses referred to county prosecutors for indictment as well as minor criminal, disorderly persons, ordinance, fish and game, navigation, etc.

Source: Proceedings in the Municipal Courts, September 1, 1976-August 31, 1977 (Trenton, New Jersey: 1978). Statistics are from the annual report except that totals have been computed where necessary.

NEW JERSEY SURROGATES
21 counties, 21 surrogates
September 1, 1976 to August 31, 1977

No data were supplied for the surrogates because they handle only uncontested probate matters and serve as the clerks of the probate divisions of County Courts.

NEW MEXICO COURT SYSTEM, 1977

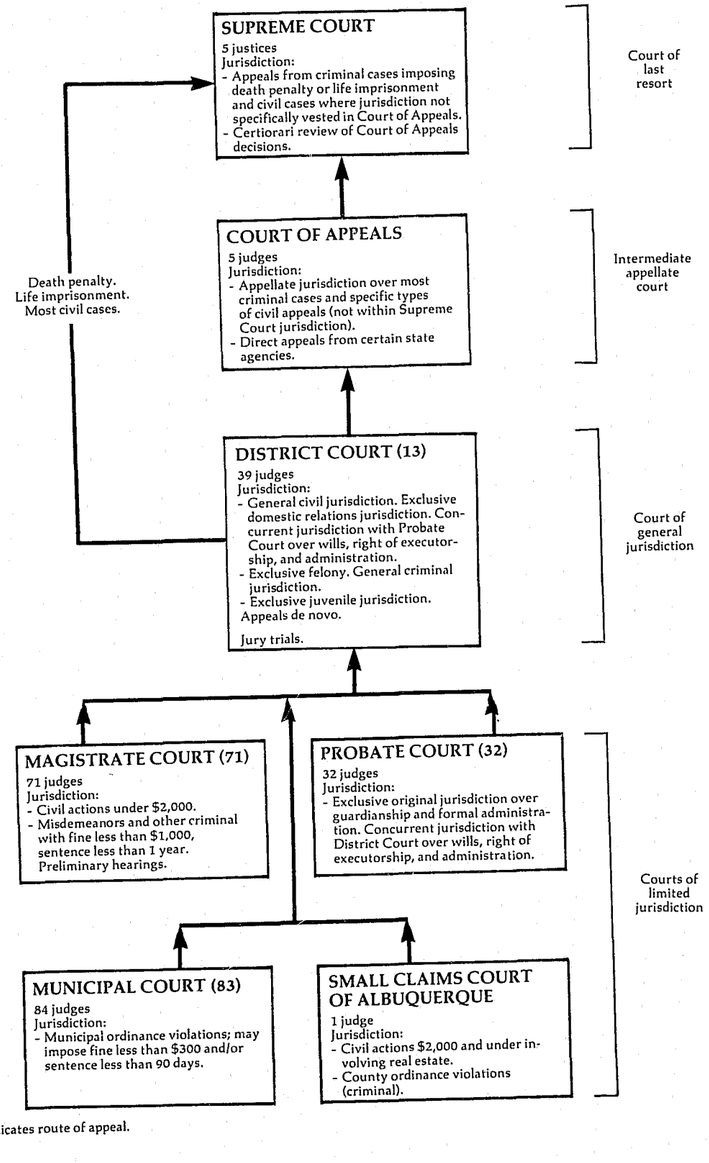

NEW MEXICO SUPREME COURT
Court of last resort
5 justices
January 1, 1977 to December 31, 1977

	Beginning pending	Filed	Disposed	End pending
Cases:				
Appeals:				
Civil	X	251 (X)[e]	X	X
Criminal	X	22 (X)[e]	X	X
Reinstated cases	X	3	X	X
Total appeals	X	273 (27)[e]	241	X
Other cases:				
Original proceedings:				
Original jurisdiction:				
Habeas corpus	X	104[j]	104	X
Mandamus	X	18	21	X
Prohibition	X	51	48	X
Removal from corporation commission	X	1	0	X
Superintending control	X	6	1	X
Other	X	5	18	X
Total	X	185	192	X
Disciplinary matter	X	4	8	X
Total	X	189	200	X
Requests to appeal:				
Certiorari	X	167	143 (27)[e]	X
Total other cases	X	356	343 (27)[e]	X
Total cases	123	632 (27)[e]	584 (27)[e]	169[g]
Other proceedings:				
Other matters:				
Rule 37 motions[j]	0	510	510	0
Rule 34 motions[j]	0	48	48	0
Rule 44 motions[j]	0	7	7	0
Rule 41 motions[j]	0	2	2	0
Total	0	567	567	0
Total other proceedings	0	567	567	0

Manner of disposition

Written opinion	180[m]
Per curiam	1
Dismissed without opinion	47
Transfer	13

Disposition of appeals[m]

Affirmed	108
Reversed	50
Affirmed in part, reversed in part	11
Remanded	5
Dismissed with opinion	1
Decision vacated with opinion	1

Time interval (average days)

From notice of appeal to transcription[n]	76
From transcription to issue	63
From issue to submission	44
From submission to opinion/decision	58
From issue to opinion/decision	78
From transcript to mandate	155

Status of pending cases (12/31/77)

Not at issue	106
At issue--not set for oral argument	15
At issue--set for oral argument	23
Previously submitted	25

Disposition of other cases

	Original proceedings: Original jurisdiction	Original proceedings: Disciplinary	Original proceedings: Total	Requests to appeal
Granted	4	--	4	27
Denied	59	--	59	131
Quashed	11	--	11	11
Made permanent	16	--	16	--
Dismissed	7	--	7	--
Motion for leave to file petition late--denied	0	--	0	1
Case reinstated--writ made permanent	3	--	3	--
Case reinstated on mandate--peremptory writ	2	--	2	--
Closed by orders	89	--	89	--
Supervision of attorneys	--	2	2	--
Disciplinary	--	5	5	--
Petition for removal from office--denied	--	1	1	--

Boldface headings indicate the classifications used by the NCSP.
X = The data for this case type are known to be included in the total but were not available by category.
-- = Not applicable.

[e]Cases not included in the total to avoid double counting:
Requests to appeal when granted are not counted as disposed until the resulting appeal is disposed; a new filing is not counted for the appeal. These granted requests to appeal are the figures appearing in parentheses.
[g]Change in pending does not equal the difference between filings and dispositions:
The imbalance is the result of the reinstatement of three cases during the year.
[j]Explanation of data included in the category:
Habeas corpus filed includes 6 original habeas corpus cases and 88 cases from habeas corpus dockets.
Rule 37 motions are prosecutors' motions for extension of time in District Court.
Rule 34 motions and Rule 44 motions are motions for extension of time in Children's Court.
Rule 41 of the Rules of Criminal Procedure for Magistrate Courts is a motion for extension of time.
[m]Information on disposition type or trial data:
The disposition of appeals types are the results of opinions.
Of the 180 written opinions, 7 opinions disposed of 17 cases. Four opinions withdrew a prior opinion.
[n]Information on time interval or age of pending data:
No data are presented on notice of appeal to docketing since counsel only has 30 days to file a skeleton transcript after filing of the notice of appeal.

Source: Judicial Department of the State of New Mexico, Annual Report, 1977 (Santa Fe, New Mexico: 1978). Statistics are from the annual report except that totals have been computed where necessary.

NEW MEXICO COURT OF APPEALS
Intermediate appellate court
5 judges
January 1, 1977 to December 31, 1977

	Beginning pending	Filed	Disposed	End pending
Cases:				
Appeals:				
Civil	X	196	X	X
Criminal and juvenile	X	333	X	X
Appeal of administrative agency case:				
Administrative appeals	X	39	X	X
Other appeals:				
Reinstated cases	X	8	X	X
Total appeals	145	576	503	218
Other cases:				
Original proceedings				
Requests to appeal				
Total other cases				
Total cases	145	576	503	218
Other proceedings:				
Rehearing requests	0	55	55	0
Other matters:				
Motions	0	607	607	0
Total other proceedings	0	662	662	0

Manner of disposition

Formal opinion	150
Memorandum decision	217
Transfer	19
By order	116
Certification to Supreme Court	1

Disposition of appeals

	Civil and administrative	Criminal and juvenile	Total	Interlocutory appeals
Affirmed	52	193	245	--
Reversed	40	55	95	--
Dismissed	3	9	12	--
Affirmed in part, reversed in part	5	9	14	--
Quashed	1	0	1	--
Granted	--	--	--	22
Denied	--	--	--	38

Time interval (average days)[n]

	Civil					Administrative agency			Criminal and juvenile			
	Tort	Interlocutory appeals	Rule 93	Other	Total	Administrative appeals	Workmen's compensation	Total	Summary calendar	Other calendar	Total	Grand total
Number of cases	48	16	1	3	68	11	26	37	57	163	220	325
Notice of appeal in district court to decision:												
Notice of appeal in district court to answer brief filed:												
Notice of appeal in district court to transcript filed	87.94	23.13	27.00	108.67	72.71	24.73	92.38	72.27	--	--	--	--
Transcript filed to brief in chief filed	33.81	24.25	46.00	30.33	31.59	28.27	28.96	28.75	--	--	--	--
Brief in chief filed to answer brief filed	33.06	12.19	29.00	33.33	28.10	37.55	26.80	30.00	--	22.78	--	--
Total	154.81	59.57	102.00	172.33	132.40	90.55	148.14	131.02	--	110.55	--	--
Answer brief filed to decision	82.75	43.00	77.00	110.00	74.51	81.63	65.58	70.35	--	47.86	--	--
Total	237.56	102.57	179.00	282.33	206.91	172.18	213.72	201.37	41.32	158.41	128.08	152.92
Decision to mandate	41.93	32.75	37.00	26.67	39.02	37.10	26.37	29.56	28.32	26.59	27.04	29.83

Status of pending cases (12/31/77)

Not at issue	130
At issue	70
Previously submitted	18

Boldface headings indicate the classifications used by the NCSP.
Blank space = Not enough information is known. The case category may or may not be handled by the court.
X = The data for this case type are known to be included in the total but were not available by category.
-- = Not applicable.

[n]Information on age of pending or time interval data:
Cases included in the time interval chart do not include dismissed, denied, docket and affirm, transferred to/from the Supreme Court, or those cases determined to be atypical as a result of severe problems or delays (e.g. reinstated cases). There were 153 cases decided that were not included in the time interval data.

Source: Judicial Department of the State of New Mexico, Annual Report, 1977 (Santa Fe, New Mexico: 1978). Statistics are from the annual report except that totals have been computed where necessary, and revisions have been made during verification by the office of the state court administrator.

NEW MEXICO DISTRICT COURT
Court of general jurisdiction
13 districts, 39 judges
January 1, 1977 to December 31, 1977

	Beginning pending	Filed	Disposed	End pending
Civil[d]:				
Total civil	18,936[f]	39,217	33,259	24,894
Criminal[d]:				
Felony/misdemeanor:				
Criminal	2,329	4,656	4,178	2,807
Total criminal	2,329	4,656	4,178	2,807
Juvenile:				
Total juvenile	N/A	N/A	N/A	N/A
Grand total	21,265[f,i]	43,873[i]	37,437[i]	27,701[i]

Jury trial[d]

Criminal	457

Boldface headings indicate the classifications used by the NCSP.
N/A = This case type is handled by the court, but the data are unavailable.

[d]Case definition or unit of count:
A civil case is counted with the filing of a petition or complaint.
The criminal case unit of count is the number of defendants on the information, indictment, or complaint.
A jury trial is counted when the jury is impaneled.

[f]Beginning pending figure for the 1977 court year does not equal the end pending figure for the 1976 court year:
Figures are as given in the annual report.

[i]Data are not complete:
Grand total pending, filed, and disposed figures, do not include any juvenile data.

Source: Judicial Department of the State of New Mexico, Annual Report, 1977 (Santa Fe, New Mexico: 1978). Statistics are from the annual report except that totals have been computed where necessary.

NEW MEXICO MAGISTRATE COURT[1]
Court of limited jurisdiction
71 courts, 71 judges
January 1, 1977 to December 31, 1977

	Beginning pending	Filed	Disposed	End pending
Civil[d]:				
Law:				
Civil	N/A	14,964	N/A	N/A
Total civil	N/A	14,964	N/A	N/A
Criminal[d]:				
Misdemeanor:				
Non-traffic	N/A	15,572	N/A	N/A
Preliminary hearing:				
Felony	N/A	8,698	N/A	N/A
Total criminal	N/A	24,270	N/A	N/A
Traffic:				
Total traffic	N/A	81,853	N/A	N/A
Grand total	N/A	121,087	N/A	N/A

Jury trial[d]		Criminal dispositions	
Civil	26	Preliminary hearings held	1,629
Criminal and traffic	136		
Total	162		

Boldface headings indicate the classifications used by the NCSP.
N/A = This case type is handled by the court, but the data are unavailable.

[d]Case definition or unit of count:
A civil case is counted with the filing of a petition or complaint.
The criminal case unit of count is the number of indictments or complaints.
A jury trial is counted when the jury is impaneled.

[1]Special source or revision in the data:
Caseload statistics for the New Mexico Magistrate Court were not published in the 1977 edition of the New Mexico annual report. Instead, activities of this court were reported in the form of weighted caseload data. Raw caseload figures for this court for the 1977 court year were included in the 1978 edition of the New Mexico annual report, and were thus used as the source for this chart.

Source: Judicial Department of the State of New Mexico, Annual Report, 1978 (Santa Fe, New Mexico: 1979). Statistics are from the annual report except that totals have been computed where necessary.

NEW MEXICO PROBATE COURT
Court of limited jurisdiction
32 courts, 32 judges
January 1, 1977 to December 31, 1977

There were no data available for cases handled in the Probate Court for 1977.

NEW MEXICO MUNICIPAL COURT
Court of limited jurisdiction
83 courts, 84 judges
January 1, 1977 to December 31, 1977

There were no data available for cases handled in the Municipal Court for 1977.

SMALL CLAIMS COURT OF ALBUQUERQUE, NEW MEXICO
Court of limited jurisdiction
1 court, 1 judge
January 1, 1977 to December 31, 1977

There were no data available for cases handled in the Small Claims Court for 1977.

NEW YORK COURT SYSTEM, 1977

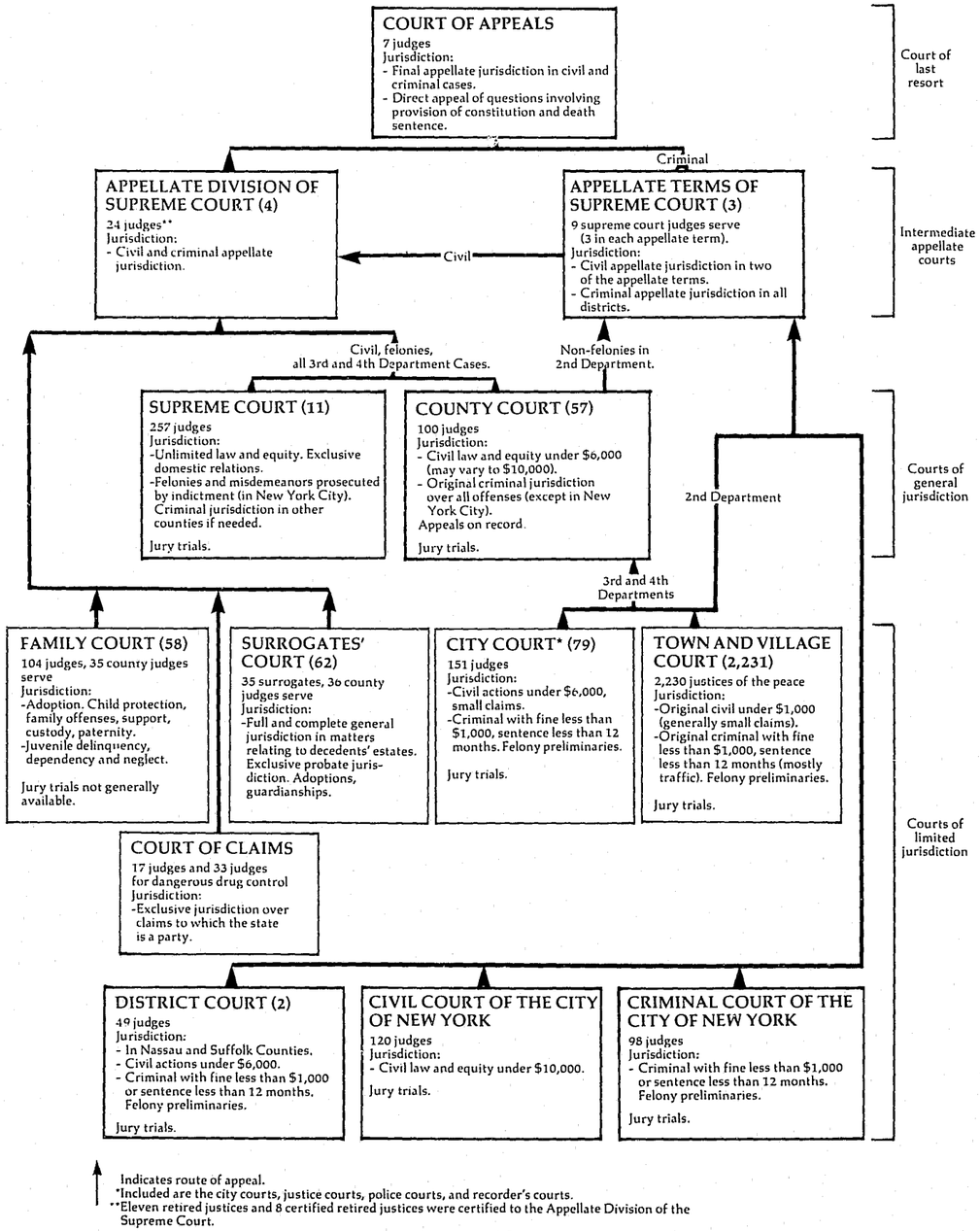

Indicates route of appeal.
*Included are the city courts, justice courts, police courts, and recorder's courts.
**Eleven retired justices and 8 certified retired justices were certified to the Appellate Division of the Supreme Court.

Preceding page blank

NEW YORK COURT OF APPEALS
Court of last resort
7 judges
January 1, 1977 to December 31, 1977

	Beginning pending	Filed	Disposed	End pending
Cases:				
Appeals:				
Civil	N/A	X (68)[e,l]	496[l]	N/A
Criminal	N/A	X (86)[e]	145[l]	N/A
Total appeals	N/A	502 (154)[e]	641	N/A
Other cases:				
Original proceedings				
Requests to appeal:				
Criminal:				
Application for leave to appeal	N/A	1,464	1,359 (86)[e]	N/A
Civil	N/A	N/A	552 (68)[e,l]	N/A
Other motions	N/A	N/A	601[l]	N/A
Total	N/A	1,464[l]	2,580 (154)[e]	N/A
Total other cases	N/A	1,464[2]	2,580 (154)[e]	N/A
Total cases	N/A	1,966[l](154)[e]	3,221 (154)[e]	N/A

Manner of disposition[m]

Written opinion	188
Per curiam	17
Memorandum	211

Disposition of appeals

	Civil	Criminal	Total
Affirmed	340	89	429
Reversed	110	50	160
Modification	36	5	41
Dismissal	8	2	10
Other	1	0	1

Boldface headings indicate the classifications used by the NCSP.
Blank space = Not enough information is known. The case category may or may not be handled by the court.
N/A = This case type is handled by the court, but the data are unavailable.
X = The data for this case type are known to be included in the total but were not available by category.

[e]Cases not included in the total to avoid double counting:
Eighty-six applications for leave to appeal criminal convictions were granted by the court. These applications when granted are not counted as a disposition until the resulting appeal is disposed. No filing is counted for the appeal. These granted applications are the numbers appearing in parentheses.
[l]Data are not complete:
Total requests to appeal, total other cases, and total cases filed do not include motions.
[l]Special source or revision in the data:
These data as noted were supplied by the clerk of court during data verification.
[m]Information on disposition type or trial data:
In addition to the 416 majority opinions, 18 concurring opinions and 74 dissenting opinions were filed.

Source: The Administrative Board of the Judicial Conference, 23rd Annual Report 1978 (New York, New York: 1978). Statistics are from the annual report except that totals have been computed where necessary, and additions were supplied by the clerk of court during data verification.

NEW YORK APPELLATE DIVISIONS OF THE SUPREME COURT
Intermediate appellate court
4 divisions, 24 judges[c]
January 1, 1977 to December 31, 1977

	Beginning pending	Filed	Disposed	End pending
Cases:				
Appeals:				
Total appeals	N/A	7,826[j]	7,744[j]	N/A
Other cases:				
Original proceedings:				
Original jurisdiction	N/A	(j)	(j)	N/A
Disciplinary matters:				
Attorney disciplinary proceedings	N/A	(j)	112	N/A
Total	N/A	(j)	112[j]	N/A
Requests to appeal	N/A	(j)	112[j]	N/A
Total other cases	N/A	7,826[j]	7,856	N/A
Total cases	N/A	7,826[j]	7,856	N/A
Other proceedings:				
Other matters:				
Motions decided	--	--	15,275	--
Total other proceedings	--	--	15,275	--

Manner of disposition

Full opinion	449
Per curiam	18
Memorandum	4,933

Disposition of appeals

Affirmances	4,924
Reversal not including new trials	1,136
Modifications	796
Dismissals	340
New trials	184
Other	364

Boldface headings indicate the classifications used by the NCSP.
Blank space = Not enough information is known. The case category may or may not be handled by the court.
N/A = This case type is handled by the court, but the data are unavailable.
-- = Not applicable.

[c]Judge information:
In addition to the 24 permanently assigned justices, 11 justices and 8 certified retired justices were temporarily assigned to this court during 1977.

[i]Data are not complete:
Total cases filed do not include all original proceedings.

[j]Explanation of data included in the category:
An unknown number of original proceedings are included in total filings and dispositions of appeals.

Source: The Administrative Board of the Judicial Conference, 23rd Annual Report 1978 (New York, New York: 1978). Statistics are from the annual report except that totals have been computed where necessary.

NEW YORK APPELLATE TERMS OF THE SUPREME COURT
Intermediate appellate court
3 terms, 9 supreme court judges serve[c]
January 1, 1977 to December 31, 1977

	Beginning pending	Filed	Disposed	End pending
Cases:				
Appeals:				
Total appeals	N/A	2,430	1,858	N/A
Other cases:				
Original proceedings				
Requests to appeal				
Total other cases				
Total cases	N/A	2,430	1,858	N/A
Other proceedings:				
Other matters:				
Motions heard or submitted	--	--	3,267	--
Total other proceedings	--	--	3,267	--

Manner of disposition

Opinions filed	0
Per curiam	1,299
Memoranda written, not filed	74

Disposition of appeals

Application rejected:	
Discontinued	63
Dismissed on calendar call (civil)	326
Dismissed on calendar call (criminal)	91
Remitted	2
Total rejected	482
Decisions rendered:	
Affirmed	658
Reversed	459
Modified	202
Dismissed, discontinued, withdrawn, remanded	57
Total decisions rendered	1,376

Note: Appellate Terms of the Supreme Court hear civil and criminal appeals from the first and second departments. County Courts sitting as appellate courts for the third and fourth departments hear some equivalent criminal appeals; however, data regarding the volume of such cases are not available. For certain criminal cases New York has three intermediate appellate courts when County Courts sitting as appellate courts are counted.

Boldface headings indicate the classifications used by the NCSP.
Blank space = Not enough information is known. The case category may or may not be handled by the court.
N/A = This case type is handled by the court, but the data are unavailable.
— = Not applicable.

[c]Judge information:
During 1977, there were three appellate terms sitting with three judges in each term; hence the total of nine judges for 1977.

Source: The Administrative Board of the Judicial Conference, 23rd Annual Report 1978 (New York, New York: 1978). Statistics are from the annual report except that totals have been computed where necessary.

NEW YORK SUPREME COURT AND COUNTY COURT[i]
Court of general jurisdiction
11 districts, 257 judges; 57 counties, 100 judges
January 1, 1977 to December 31, 1977

	Beginning pending	Filed[j]	Disposed	End pending
Civil[d]:				
Tort:				
Auto tort	X	21,736	21,911	X
Professional tort:				
Medical malpractice	X	1,681	1,205	X
Other tort	X	13,238	11,215	X
Total	X	36,655	34,331	X
Contract	X	9,500	10,181	X
Real property rights:				
Condemnation	X	165	282	X
Domestic relations:				
Marriage dissolution:				
Matrimonial	6,685[f]	60,878	60,710	6,628[g]
Appeal:				
Appeal of administrative agency case:				
Tax certiorari	X	5,309	4,656	X
Other civil:				
All others	X	3,524	3,632	X
Total civil	67,524[f]	116,031	113,792	69,266[g]
Criminal[d]:				
Felony/misdemeanor:				
Indictments--New York City	9,720[j]	16,286	17,706	8,909[g,j]
Indictments--outside New York City	N/A	15,109	17,549	N/A
Total	9,720[i]	31,395	35,255	8,909[i]
Total criminal[k]	9,720[i]	31,395	35,255	8,909[i]
Grand total	77,244[i]	147,426	149,047	78,175[i]

Trial[d]

	Jury	Non-jury	Total
Civil	1,829	59,301	61,130
Criminal:			
New York City	X	X	1,918
Outside New York City	X	X	1,285
Total	X	X	3,203
Total	X	X	64,333

Civil dispositions

	Before trial	During trial	After trial	Total
Settled or discontinued	31,999	3,255	812	36,066
Dismissed	703	152	412	1,679
Marked off calendar	7,492	--	--	7,492
Default or consent judgment	561	47	20	628
Transferred, consolidated, or referred to referee or arbitration	6,642	--	--	6,642
Other	456	64	47	567
Decision of court	--	--	59,301	59,301
Verdict of jury	--	--	1,829	1,829

Criminal (felony/misdemeanor) dispositions[n]

	New York City	Outside New York City	Total
Pleas of guilty	11,794	13,101	24,895
Trial conviction	1,366	888	2,254
Acquittal	663	401	1,064
Dismissed	3,883	3,159	7,042
Disagreements	110	56	166
Mistrials	209	79	288
Youths adjudicated as youthful offenders	1,108	2,921	4,029

Time interval (average months)

Projected time from filing of note of issue to disposition:
Nonmatrimonial cases:
Supreme Court 14
County Court 10

Age of pending cases (12/31/77)

	Pending over 12 months
Criminal	1,144

Boldface headings indicate the classifications used by the NCSP.
N/A = This case type is handled by the court, but the data are unavailable.
X = The data for this case type are known to be included in the total but were not available by category.
-- = Not applicable.

[d]Case definition or unit of count:
A civil case is counted with the filing of a petition or complaint.
The criminal case unit of count is the number of defendants on the indictment.
A trial is counted if tried to verdict or decision.
[f]Beginning pending figure for the 1977 court year does not equal the end pending figure for the 1976 court year:
Figures are as given in the annual report.
[g]Change in pending does not equal the difference between filings and dispositions:
This difference is because of adjustments made by the court.
[i]Data are not complete:
Data for civil cases were not reported for Seneca County.
Total criminal pending and grand total pending figures do not include felony/misdemeanor indictments outside New York City.
[j]Explanation of data included in the category:
Filed includes new actions, restorations, and transfers into these courts from other courts, plus or minus transfers within the courts.
Pending data for New York City criminal cases include only felony cases.

Source: The Administrative Board of the Judicial Conference, 23rd Annual Report 1978 (New York, New York: 1978). Statistics are from the annual report except that totals have been computed where necessary.

CIVIL COURT OF THE CITY OF NEW YORK
Court of limited jurisdiction
1 court, 120 judges
January 1, 1977 to December 31, 1977

	Beginning pending	Filed	Disposed	End pending
Civil[d]:				
Tort	X	43,181	43,042	X
Contract:				
Commercial	X	25,144	25,729	X
Real property rights:				
Housing part actions	311	1,548	1,323	536
Housing part (summary proceeding)	X	68,714	68,385	X
Total	X	70,262	69,708	X
Other civil:				
Nonhousing part actions (summary proceeding)	X	5,424	4,723	X
Total civil	22,589	144,011	143,202	23,839[g]
Grand total[k]	22,589	144,011	143,202	23,839[g]

Trial[d]

	Jury	Non-jury	Total
Civil:			
Tort and contract	804	1,628	2,632
Real property rights and other civil	31	6,758	6,789
Total	835	8,586	9,421

Time interval (average months)

Projected time from filing of note of issue to disposition[n] 3.2

Civil dispositions

	Tort and contract	Real property rights and other civil	Total
Settled, discontinued, or dismissed before trial	47,711	46,451	94,162
Settled or discontinued during trial	1,394	2,521	3,915
Dismissed during trial	93	279	372
Marked off calendar	8,050	231	8,281
Default judgment (inquest)	7,186	76	7,262
Default (no inquest)	--	16,310	16,310
Inquest by court	--	1,744	1,744
Consent judgment	58	--	58
Referred to referee	--	2	2
Disagreement or mistrial	119	28	147
Arbitration	1,528	--	1,528

Boldface headings indicate the classifications used by the NCSP.
X = The data for this case type are known to be included in the total but were not available by category.
-- = Not applicable.

[d]Case definition or unit of count:
A civil case is counted with the filing of a petition or complaint.
A trial is counted if tried to verdict or decision.
[g]Change in pending does not equal the difference between filings and dispositions:
This is a result of adjustments made by the court.
[k]Additional information:
This court also disposed of 54,198 motions and issued 144,531 orders during the time period.
[n]Time interval or age of pending data:
Time interval data are only for tort, contract, and housing part actions.

Source: The Administrative Board of the Judicial Conference, 23rd Annual Report 1978 (New York, New York: 1978). Statistics are from the annual report except that totals have been computed where necessary.

CRIMINAL COURT OF THE CITY OF NEW YORK
Court of limited jurisdiction
1 court, 98 judges
January 1, 1977 to December 31, 1977

	Beginning pending	Filed	Disposed	End pending
Criminal[d]:				
Misdemeanor	X	101,081	X	X
Ordinance violation:	X	34,565	X	X
Violations	N/A	441,655	N/A	N/A
Non-traffic summons[j]	N/A	476,200	N/A	N/A
Total				
Preliminary hearing:	X	90,560	X	X
Felony	X	9,575	X	X
Other criminal				
Total criminal	9,730[fhi]	677,416	231,500[i]	13,991[i]
Traffic:				
Other traffic violation:	N/A	63,548	N/A	N/A
Traffic summons	N/A	63,548	N/A	N/A
Total traffic				
Grand total	9,730[fhi]	740,964	231,500[i]	13,991[i]

Trial[d]

Criminal[m] 827

Criminal dispositions[m]

Pleas of guilty	112,218
Trial conviction	384
Acquittal	534
Referrals to grand jury	17,146
Dismissals	89,718
Other	11,500

Boldface headings indicate the classifications used by the NCSP.
N/A = This case type is handled by the court, but the data are unavailable.
X = The data for this case type are known to be included in the total but were not unavailable by category.

[d]Case definition or unit of count:
The criminal case unit of count is the number of defendants on the indictment or complaint.
A trial is counted if tried to verdict or decision.
[f]Beginning pending figure for the 1977 court year does not equal the end pending figure for the 1976 court year:
Figures are as given in the annual report.
[h]Figure was computed:
Beginning pending figure was computed from filed, disposed, and end pending figures.
[i]Data are not complete:
Total criminal pending and disposition figures do not include non-traffic summons cases.
Grand total pending and disposed figures do not include criminal non-traffic summons cases or traffic cases.
[j]Explanation of data included in the category:
Non-traffic summons includes all "nonarrest cases and arrest cases of peddling" where a desk appearance ticket was issued.
[m]Information on type of disposition or trial data:
Data for criminal trial and disposition charts include only misdemeanor and ordinance violation cases.

Source: The Administrative Board of the Judicial Conference, 23rd Annual Report 1978 (New York, New York: 1978). Statistics are from the annual report except that totals have been computed where necessary.

NEW YORK COURT OF CLAIMS
Court of limited jurisdiction
1 court, 17[c] judges
January 1, 1977 to December 31, 1977

	Beginning pending	Filed	Disposed	End pending
Civil[d]:				
Appeal:				
Appeal of administrative agency case	3,732	1,245	815	4,162
Total civil	3,732	1,245	815	4,162
Grand total[k]	3,732	1,245	815	4,162

Civil dispositions

Awards	215
Dismissed	600

Boldface headings indicate the classifications used by the NCSP.

[c]Judge information:
In addition to the 17 Court of Claims judges, 33 judges were appointed pursuant to Chapter 603, Laws of 1973, Emergency Dangerous Drug Control Program.
[d]Case definition or unit of count:
A civil case is counted with the filing of a petition or complaint.
[k]Additional information:
The court also decided 1,129 motions during the time period.

Source: The Administrative Board of the Judicial Conference, 23rd Annual Report 1978 (New York, New York: 1978). Statistics are from the annual report except that totals have been computed where necessary.

NEW YORK SURROGATES' COURT
Court of limited jurisdiction
62 courts; 35 surrogates and 36 county judges serve
January 1, 1977 to December 21, 1977

	Beginning pending	Filed	Disposed	End pending
Civil[d]:				
Domestic relations:				
Adoption	N/A	N/A	3,382	N/A
Estate:				
Probate/wills/intestate:				
Probate of wills	N/A	40,633	39,617	N/A
Administration proceedings	N/A	N/A	21,051	N/A
Accounting proceedings	N/A	10,973	7,336	N/A
Total	N/A	51,606[i]	68,004	N/A
Guardianship/conservatorship/trusteeship:				
Guardianship proceedings	N/A	N/A	5,714	N/A
Other estate:				
Other proceedings	N/A	N/A	3,471	N/A
Total	N/A	51,606[i]	77,189	N/A
Total civil	N/A	51,606[i]	80,571	N/A
Grand total	N/A	51,606[i]	80,571	N/A

Trial[d]

Civil:	
Probate/wills/intestate:	
Probate of wills	75
Guardianship/conservatorship/trusteeship/	39
Other estate	2,151
Total	2,265

Boldface headings indicate the classifications used by the NCSP.
N/A = This case type is handled by the court, but the data are unavailable.

[d]Case definition or unit of count:
A civil case is counted with the filing of a petition or complaint.
A trial is counted if tried to verdict or decision.
[i]Data are not complete:
Total civil filed and grand total filed include only probate of wills and accounting proceedings. Dispositions contain data for all categories.

Source: The Administrative Board of the Judicial Conference, 23rd Annual Report 1978 (New York, New York: 1978). Statistics are from the annual report except that totals have been computed where necessary.

NEW YORK FAMILY COURT
Court of limited jurisdiction
58 courts; 104 judges and 35 county judges serve
January 1, 1977 to December 31, 1977

	Beginning pending	Filed	Disposed	End pending[g]
Civil[d]:				
Domestic relations:				
Support/custody:				
Custody of minors	911[fh]	9,326	8,656	1,581
Support (non-ADC and ADC)	14,711[fh]	44,649	53,312	6,048
Uniform support of dependent's law	3,160[fh]	24,548	24,997	2,711
Total	18,782[fh]	78,523	86,965	10,340
Adoption	611[fh]	4,128	3,748	991
Other domestic relations:				
Supreme Court referral	212[fh]	1,668	1,577	303
Foster care review	1,070[fh]	5,413	5,418	1,065
Approval of foster care placement	484[fh]	7,597	6,829	1,252
Physically handicapped	0[fh]	3,853	3,226	265[g]
Family offense	2,906[fh]	24,952	26,074	1,784
Paternity (non-ADC and ADC)	5,131[fh]	29,163	28,462	5,832
Other proceedings	80[fh]	3,523	3,326	277
Supplementary	11,844[fh]	97,363	97,787	11,420
Other inflow[k]	--	629	--	--
Total	21,727[fh]	174,161	172,699	22,198[g]
Total	41,120[fh]	256,812	263,412	33,529[g]
Estate:				
Guardianship/conservatorship/trusteeship:				
Guardianship	379[fh]	1,071	1,105	345
Mental health:				
Mental defective	15[fh]	2	17	0
Total civil	41,514[fh]	257,885	264,534	33,874[g]
Juvenile:				
Criminal-type offense:				
Juvenile delinquency	11,702[fh]	25,959	31,259	6,402
Status offense:				
Person in need of supervision	5,108[fh]	12,265	15,197	2,176[g]
Non-offense:				
Permanent neglect	580[fh]	885	857	608
Child protective--neglect	6,083[fh]	6,745	10,140	2,688
Child protective--abuse	0[fh]	1,205	573	459[g]
Total	6,663[fh]	8,835	11,570	3,755[g]
Other juvenile:				
Consent to marry	0[fh]	381	320	108
Total juvenile	23,473[fh]	47,440	58,346	12,343[g]
Grand total	64,987[fh]	305,325	322,880	46,217[g]

Civil dispositions

	Withdrawn or dismissed
Domestic relations:	
Suport/custody	31,360
Adoption	112
Other domestic relations	43,964
Total	75,436
Estate:	
Guardianship/conservatorship/trusteeship	167
Mental health	6
Total	75,609

Time interval (days)[k]

Juvenile child protective proceedings involving child abuse:	0-7 days	8-14 days	15-21 days	22-30 days	31-90 days	91-180 days	181-365 days	366-730 days	Over 730 days
Filing of petition to initial fact-finding hearing:									
Boys	84	19	16	15	75	69	45	4	0
Girls	139	33	24	24	112	62	38	7	4
Initial fact-finding hearing to dispositional hearing:									
Boys	69	5	6	12	96	62	43	10	4
Girls	99	17	12	19	108	94	72	16	6

(continued on next page)

Boldface headings indicate the classifications used by the NCSP.

[d]Case definition or unit of count:
A civil case is counted with the filing of a petition or complaint.
[f]Beginning pending figure for the 1977 court year does not equal the end pending figure for the 1976 court year.
[g]Change in pending does not equal the difference between filings and dispositions:
Figures are as given in the annual report.
[h]Figure was computed:
Beginning pending figure was computed from filing, disposed, and end pending data.
[j]Explanation of data included in the category:
The end pending figures include only petitions actively pending at the end of the period.
[k]Additional information:
"Other inflow" category represents unclassified filings from seven counties using an experimental reporting system.
There were cases involving 72 boys and 111 girls in which no initial fact-finding hearing was held.

Source: The Administrative Board of the Judicial Conference, 23rd Annual Report 1978 (New York, New York: 1978). Statistics are from the annual report except that totals have been computed where necessary.

NEW YORK DISTRICT COURT AND CITY COURT[i]
Court of limited jurisdiction
2 counties: 2 courts, 49 judges; 61 cities: 79 courts, 151 judges
January 1, 1977 to December 31, 1977

	Beginning pending	Filed	Disposed	End pending
Civil[d]:				
Law:				
Civil	N/A	113,361[i]	111,922[i]	N/A
Total civil[i]	N/A	113,361[i]	111,922[i]	N/A
Criminal[d]:				
Misdemeanor	N/A	N/A	45,467[i]	N/A
Ordinance violation	N/A	N/A	20,008[i]	N/A
Preliminary hearing:				
Felonies	N/A	N/A	12,969[i]	N/A
Other criminal:				
Quasi-criminal offenses	N/A	N/A	23,143[i]	N/A
Total criminal	N/A	N/A	101,587[i]	N/A
Traffic:				
Other traffic violation:				
All motor vehicle offenses	N/A	N/A	971,764[i]	N/A
Total traffic	N/A	N/A	971,764[i]	N/A
Grand total	N/A	113,361[i]	1,185,273[i]	N/A

Trial[i]

Criminal:	
Misdemeanor	793
Ordinance violation	434
Total	1,227
Traffic	17,854
Total	19,081

Criminal dispositions[i]

	Misdemeanor	Ordinance violation	Preliminary hearing	Total
Plea	19,367	14,095	--	33,462
Dismissal	25,307	5,479	7,484	38,270
Waiver	--	--	2,617	2,617
Hearing	--	--	2,868	2,868

Traffic dispositions[i]

Plea	765,937
Dismissal	187,973

Boldface headings indicate the classifications used by the NCSP.
N/A = This case type is handled by the court, but the data are unavailable.
-- = Not applicable.

[d]Case definition or unit of count:
A civil case is counted with the filing of a petition or complaint.
The criminal case unit of count is the number of defendants on the indictment or complaint.
A trial is counted if tried to decision or verdict.
[i]Data are not complete:
No criminal or traffic data were received from New Rochelle, Olean, and Saratoga Springs. Incomplete criminal and traffic data were received from Auburn, Corning, Cortland, Elmira, Glen Falls, Hudson, Salamanca, Schenectady, Watertown, and Yonkers.
No civil data were received from Olean, Oneida, and Saratoga Springs. Incomplete civil data were received from Auburn, Corning, Cortland, Elmira, Glen Falls, Salamanca, Watertown, and Yonkers.
Grand total filed figures include only civil cases. Disposed figures include civil, criminal, and traffic cases.

Source: The Administrative Board of the Judicial Conference, 23rd Annual Report 1978 (New York, New York: 1978). Statistics are from the annual report except that totals have been computed where necessary.

NEW YORK TOWN AND VILLAGE COURT
Court of limited jurisdiction
2,231 courts, 2,230 justices of the peace
January 1, 1977 to December 31, 1977

	Beginning pending	Filed	Disposed	End pending
Civil[d]:				
Law:				
Private litigants and penalty actions	N/A	N/A	61,192	N/A
Total civil	N/A	N/A	61,192	N/A
Criminal[d]:				
Misdemeanor:				
Penal law and indictable offenses	N/A	N/A	94,528	N/A
Other criminal	N/A	N/A	14,187	N/A
Total criminal	N/A	N/A	108,715	N/A
Traffic:				
Other traffic violation:				
Vehicle and traffic	N/A	N/A	755,272	N/A
Town and village ordinances and vehicle and traffic law Title VII	N/A	N/A	1,041,941	N/A
Total	N/A	N/A	1,797,213	N/A
Total traffic	N/A	N/A	1,797,213	N/A
Grand total	N/A	N/A	1,967,120	N/A

Boldface headings indicate the classifications used by the NCSP.
N/A = This case type is handled by the court, but the data are unavailable.

[d]Case definition or unit of count:
A civil case is counted with the filing of a petition or complaint.
The criminal case unit of count is the number of defendants on the indictment or complaint.

Source: Unpublished data supplied during the verification process by the state court administrative office.

NORTH CAROLINA COURT SYSTEM, 1977

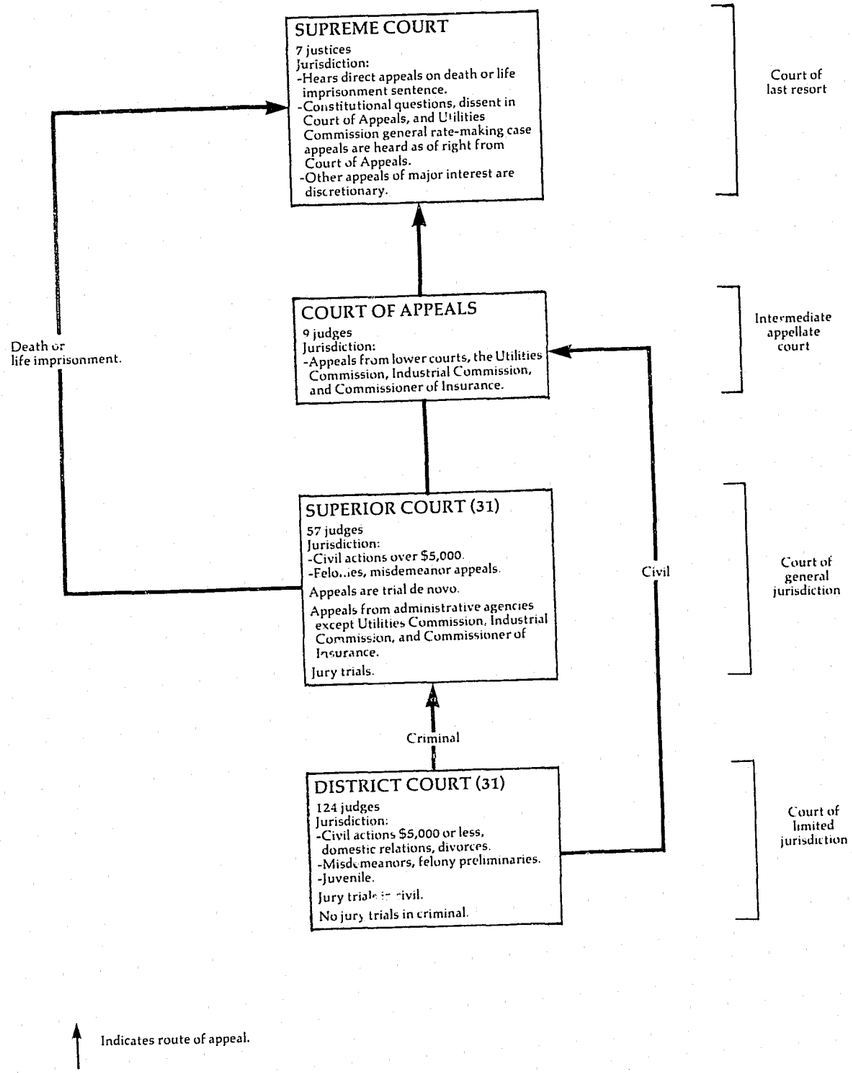

Preceding page blank

NORTH CAROLINA SUPREME COURT
Court of last resort
7 justices
February 4, 1977 to February 2, 1978

	Beginning pending	Filed	Disposed	End pending
Cases:				
Appeals:				
Civil:				
Dissent in Court of Appeals	X	X	X	X
Substantial constitutional question	X	X	X	X
Petition for discretionary review of decision of Court of Appeals, allowed	X	(X)[e]	X	X
Petition for discretionary review prior:				
to determination by Court of Appeals, allowed	X	(1)[e]	X	X
Petition for writ of certiorari, allowed	X	(1)[e]	X	X
Total	X	X (X)[e]	X	X
Criminal:				
Life sentence	X	66	X	X
Death sentence	X	29	X	X
Dissent in Court of Appeals	X	X	X	X
Substantial constitutional question	X	X	X	X
Petition for discretionary review of decision of Court of Appeals, allowed	X	(X)[e]	X	X
Petition of writ of certiorari, allowed	X	(3)[e]	X	X
Total	X	X (X)[e]	X	X
Total appeals	X	128 (44)[e]	X	X
Other cases:				
Original proceedings:				
Disciplinary:				
Board of law examiners	X	1	X	X
Judicial standards commission	X	4	X	X
Total	X	5	X	X
Advisory opinion:				
On mandate from U.S. Supreme Court	X	(6)[e]	X	X
Total	X	5 (6)[e]	X	X
Requests to appeal:				
Civil:				
Discretionary review to review Court of Appeals	N/A	X	X (X)[e]	N/A
Discretionary review prior to decision by Court of Appeals	N/A	X	X (X)[e]	N/A
Petition for writ of certiorari	N/A	X	X (X)[e]	N/A
Total	N/A	X	X (X)[e]	N/A
Criminal:				
Discretionary review to review Court of Appeals	N/A	X	X (X)[e]	N/A
Discretionary review prior to decision by Court of Appeals	N/A	X	X (X)[e]	N/A
Petition for writ of certiorari	N/A	X	X (X)[e]	N/A
Total	N/A	X	X (X)[e]	N/A
Other:				
On mandate from U.S. Supreme Court	N/A	X	(3)[e]	N/A
Total	N/A	332	280 (52)[e]	N/A
Total other cases	N/A	337 (6)[e]	X (52)[e]	N/A
Total cases	42[i]	465 (50)[e]	458 (52)[e]	46[i]
Other proceedings:				
Other matters:				
Other motions and petitions acted on--petitions docket	N/A	N/A	168	N/A
Other motions and petitions acted on--appeals docket	N/A	N/A	141	N/A
Total other proceedings	N/A	N/A	309	N/A

Manner of disposition	
Opinions rendered	161
Cases dismissed or withdrawn	17

Disposition of appeals

	Civil	Criminal	Total
Affirmed	18	54	72
Modified or reversed	40	38	78

Boldface headings indicate the classifications used by the NCSP.
N/A = This case type is handled by the court, but the data are unavailable.
X = The data for this case type are known to be included in the total but were not available by category.

[e]Cases not included in the total to avoid double counting:
Petitions for discretionary review granted are not counted as disposed until the appeal is disposed; a filing is not counted for the appeal. These granted petitions are the numbers appearing in parentheses. The number of granted petitions appearing in the filed column will usually differ from the number appearing in the disposed column because petitions allowed during one term may not be docketed as appeals until the following term.
[δ]Change in pending does not equal the difference between filings and dispositions:
Pending data does not balance since they are incomplete. Figures are as given in the unpublished data.
[i]Data are not complete:
Pending data for total cases do not include requests to appeal.

Source: Clerk of the Supreme Court, Supreme Court Caseload Statistics, Spring Term 1977; Fall Term 1977 (Raleigh, North Carolina) (unpublished). Statistics are from the unpublished data except that totals have been computed where necessary.

NORTH CAROLINA COURT OF APPEALS
Intermediate appellate court
9 judges
January 1, 1977 to December 31, 1977

	Beginning pending	Filed	Disposed	End Pending
Cases:				
Appeals:	N/A	X	301[j]	N/A
Civil and appeal of administrative agency case	N/A	X	484	N/A
Criminal	N/A	X	61	N/A
Unspecified	N/A	1,078	846	N/A
Total appeals				
Other cases:				
Original proceedings	—	—	—	—
Requests to appeal				
Total other cases				
Total cases	N/A	1,078	846	N/A
Other proceedings:				
Other matters:	0	1,169	1,169	0
Motions and petitions	0	1,169	1,169	0
Total other proceedings				

Manner of disposition

	Appeals		
	Civil and agency	Criminal	Total
Written opinion	301	484	785[m]
Withdrawal, dismissal, or transfer	X	X	59
Consolidated	X	X	2

Boldface headings indicate the classifications used by the NCSP.
Blank space = Not enough information is known. The case category may or may not be handled by the court.
N/A = This case type is handled by the court, but the data are unavailable.
X = The data for this case type are known to be included in the total but were not available by category.

[j]Explanation of data included in the category:
Civil appeals disposed figure includes appeals from the Insurance Commissioner, the Industrial Commission, and the Utilities Commission, as well as civil appeals.
[m]Information on disposition type or trial data:
The 785 opinions disposed of 787 cases.

Source: Administrative Office of the Courts, North Carolina Courts, 1977 (Raleigh, North Carolina: 1977). Statistics are from the annual report and unpublished data provided by the clerk of the court except that totals have been computed where necessary.

NORTH CAROLINA SUPERIOR COURT
Court of general jurisdiction
31 districts, 57 judges
January 1, 1977 to December 31, 1977

	Beginning pending	Filed	Disposed	End pending
Civil[d]:				
Law:				
Civil	14,652	10,401	9,447	14,660[g,l]
Estate[a]	43,630	31,742	29,222	46,150
Other civil:				
Special proceedings[a,j]	20,337	27,156	26,888	20,601
Total civil	78,619	69,299	65,557	81,411[g,l]
Criminal[d]:				
Felony	10,608	29,584	28,819	X
Appeals:				
Misdemeanor trial de novo	7,823	21,680	21,168	X
Total criminal	18,431	51,264	49,987	18,448[g,l]
Grand total	97,050	120,563	115,544	99,859[g,l]

Trial[d]

	Jury	Non-jury	Total
Civil	531	3,343	3,874
Criminal:			
Felony	2,484	N/A	N/A
Appeal	1,848	N/A	N/A
Total	4,332	N/A	N/A
Grand total	4,863	N/A	N/A

Criminal dispositions

	Felony	Appeal	Total
Pleas	15,127	9,904	25,031

Age of pending cases

	Civil	Felony	Appeal
Under 30 days	749	2,298	1,431
30 to 60 days	(n)	1,688	1,421
61 to 90 days	(n)	1,435	1,023
30 to 90 days	1,526	3,123	2,454
91 to 180 days	1,972	2,013	1,709
181 days to 1 year	3,342	2,145	1,582
1+ to 2 years	4,192	1,217	856
Over 2 years	3,825	577	303

Time from filing to disposition

Number of cases disposed in:	Civil	Felony	Appeal	Total
Under 30 days	576	5,554	4,372	10,502
30 to 60 days	(n)	6,531	4,750	(n)
61 to 90 days	(n)	4,238	3,016	(n)
30 to 90 days	1,344	10,769	7,766	19,879
91 to 180 days	1,082	6,292	4,720	12,094
181 days to 1 year	1,875	3,708	2,903	8,486
1+ to 2 years	2,617	1,750	1,014	5,381
Over 2 years	1,953	746	393	3,092

Boldface headings indicate the classifications used by the NCSP.
N/A = This case type is handled by the court, but the data are unavailable.
X = The data for this case type are known to be included in the total but were not available by category.

[a]Court jurisdiction:
Estate and special proceedings cases were disposed by the clerks of the Superior Court.
[d]Case definition or unit of count:
A civil case is counted with the filing of a petition or complaint.
The criminal case unit of count is not consistent statewide. Cases are counted according to what the courts have in fact treated as cases.
A jury trial is counted when the jury is sworn.
A non-jury trial is counted at the point when an opening statement or the introduction of any evidence occurs.
[g]Change in pending does not equal the difference between filings and dispositions:
End pending figures are as revised by the administrative office of the courts during data verification.
[j]Explanation of data included in the category:
Special proceedings include such matters as petitions in foreclosure, involuntary commitments to mental hospitals, adoptions, condemnations of real property for public purposes, and incompetency of persons to manage their persons financial affairs.
[l]Special source or revision in data:
End pending figures were revised by the administrative office of the courts during data verification.
[n]Information time interval or age of pending data:
Civil data for 30 to 60 days and 61 to 90 days are included in the total figure listed as 30 to 90 days.

Source: Administrative Office of the Courts, North Carolina Courts, 1977 (Raleigh, North Carolina: 1977). Statistics are from the annual report except that totals have been computed where necessary, and revisions were made during data verification by the administrative office of the courts.

NORTH CAROLINA DISTRICT COURT
Court of limited jurisdiction
31 districts, 124 judges
January 1, 1977 to December 31, 1977

	Beginning pending	Filed	Disposed	End pending
Civil[d]:				
Law:				
General civil	31,479	37,220	35,906	X
Small claims	15,341	160,439	153,721	X
Domestic relations	17,831	46,996	43,138	X
Total civil	64,651	244,655	232,765	72,358[g,l]
Criminal[d]:				
Other criminal:				
Nonmotor vehicle	40,410	361,492	347,039	X
Total criminal	40,410	361,492	347,039	X
Traffic:				
Total traffic	72,698	721,048	696,421	X
Juvenile[d]:				
Criminal-type offense:				
Capital	N/A	25	X	N/A
Other felony	N/A	3,789	X	N/A
Misdemeanor	N/A	6,726	X	N/A
Probation violation	N/A	2,565	X	N/A
Total	N/A	13,105	12,796	N/A
Status offense:				
Truancy	N/A	1,372	X	N/A
Other undisciplined	N/A	3,195	X	N/A
Total	N/A	4,567	4,943	N/A
Non-offense:				
Dependent	N/A	2,375	2,389	N/A
Neglected	N/A	2,575	3,180	N/A
Total	N/A	4,950	5,569	N/A
Total juvenile	N/A	22,622	23,308	N/A
Grand total	177,759[l]	1,349,817	1,299,533	228,729[g,l]

Trial[d]

Civil:	Jury	Non-jury	By magistrate	Total
Law	346	11,401	--	11,747
Small claims	20	962	145,337	146,319
Domestic relations	57	37,275	--	37,332
Total	423	49,638	145,337	195,398

Time from filing to disposition

Number of cases disposed in:	Civil	Criminal	Traffic	Total
Under 30 days	134,878	230,364	466,473	831,715
30 to 60 days	44,000	65,053	141,480	250,533
61 to 90 days	12,251	21,412	34,347	68,010
91 to 180 days	15,819	19,149	35,834	70,802
181 days to 1 year	9,565	5,682	9,989	25,236
1 to 2 years	7,164	1,964	4,199	13,327
2 to 3 years	3,746	1,368	2,085	7,199
3 to 4 years	2,600	920	1,393	4,913
4 to 5 years	893	351	286	1,530
More than 5 years	1,849	776	335	2,960

Criminal dispositions

Plea	138,219
Preliminary hearing	19,602
Waiver	36,024
Other	117,203

Traffic dispositions

Plea	151,842
Preliminary hearing	1,597
Waiver	414,721
Other	92,649

Juvenile dispositions

	Retained	Dismissed	Total
Criminal-type offense	9,284	3,512	12,796
Status offense	3,441	1,502	4,943
Non-offense:			
Dependent	1,783	606	2,389
Neglected	2,405	775	3,180
Total	4,188	1,381	5,569
Total	16,913	6,395	23,308

Age of pending cases (days)

	Small claims			Domestic relations			
	Law	Civil pending before magistrate	Civil appealed from magistrate	Child support	Other domestic relations	Other criminal	Traffic
Under 30 days	2,353	6,835	124	235	1,841	16,342	40,079
30 to 60 days	2,404	2,315	152	267	2,157	9,138	16,815
61 to 90 days	2,127	1,527	114	266	1,352	4,644	8,733
91 to 180 days	4,431	2,866	218	676	2,826	8,545	13,727
181 days to 1 year	6,560	2,883	506	893	3,485	8,604	9,927
1+ to 2 years	7,946	1,703	564	587	3,338	4,725	3,596
Over 2 years	6,992	1,987	265	1	3,765	2,865	4,448

(continued on next page)

Boldface headings indicate the classifications used by the NCSP.
N/A = This case type is handled by the court, but the data are unavailable.
X = The data for this case type are known to be included in the total but were not available by category.
-- = Not applicable.

[d]Case definition or unit of count:
A civil case is counted with the filing of a petition or complaint.
The criminal case unit of count is not consistent statewide. Cases are counted according to what the courts have in fact treated as cases.
A juvenile filing is an allegation contained in a juvenile petition. Juvenile dispositions are the number of adjudicatory hearings on juvenile petitions.
A jury trial is counted when the jury is sworn.
A non-jury trial is counted at the point when an opening statement or the introduction of any evidence occurs.

[g]Change in pending figures does not equal the difference between filings and dispositions:
The end pending data are as revised by the administrative office of the courts during data verification.

[i]Data are not complete:
Grand total pending figures do not include juvenile cases. Grand total filed and disposed include all categories.

[l]Special source or revision in the data:
End pending data were revised by the administrative office of the courts during data verification.

Source: Administrative Office of the Courts, North Carolina Courts, 1977 (Raleigh, North Carolina: 1977). Statistics are from the annual report except that totals have been computed where necessary, and revisions were made by the administrative office of the courts during the process of data verification.

NORTH DAKOTA COURT SYSTEM, 1977

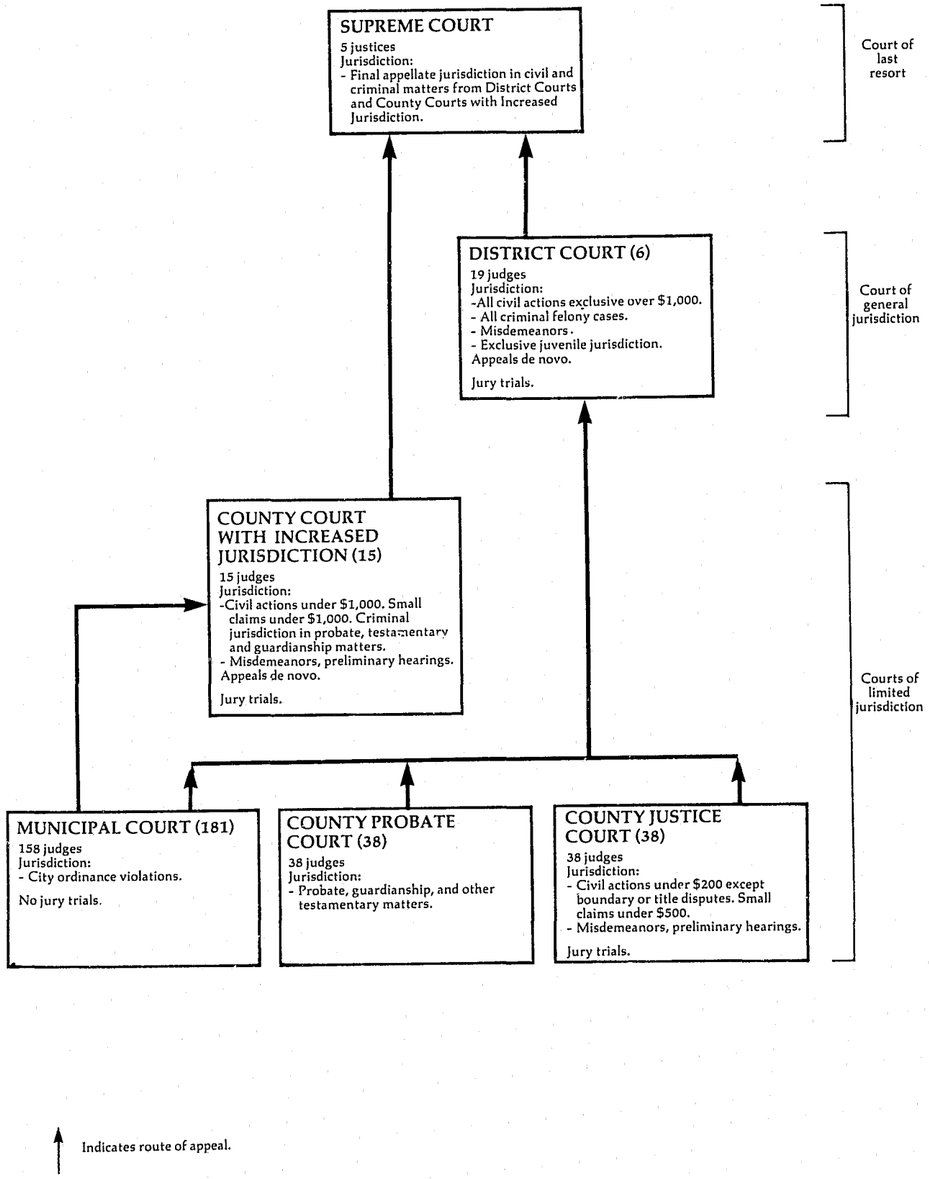

NORTH DAKOTA SUPREME COURT
Court of last resort
5 justices
January 1, 1977 to December 31, 1977

	Beginning pending	Filed[d]	Disposed	End pending
Cases:				
Appeals:				
Civil	8	123	121	10
Criminal	0	43	38	5
Total appeals	8	166	159	15
Other cases:				
Original proceedings:				
Original jurisdiction:				
Habeas corpus, mandamus, prohibition	0	10	10	0
Disciplinary matter:				
Attorney disciplinary	0	4	4	0
Advisory opinion:				
Certified questions	0	2	2	0
Total	0	16	16	0
Requests to appeal:				
Certiorari	0	4	4	0
Total other cases	0	20	20	0
Total cases	8	186	179	15
Other proceedings:				
Rehearing requests	7	25	24	8
Total other proceedings	7	25	24	8

Manner of disposition[m]

Written opinion	143[m]
Per curiam	0
By order	36

Disposition of appeals

	Civil	Criminal	Total
Affirmed	57	17	74
Reversed	23	6	29
Modified	2	1	3
Dismissed	23	11	34
Affirmed in part, reversed in part, modified in part	8	1	9

Age of pending cases

	Appeals		
Submitted cases:	Civil	Criminal	Total
Under 6 months	10	5	15
6+ to 12 months	0	0	0
12+ to 18 months	0	0	0
Over 18 months	0	0	0

Boldface headings indicate the classifications used by the NCSP.

[d]Case definition or unit of count:
A filing in North Dakota is not reported (for statistical purposes) until the case has been argued before the court; therefore, figures reported are lower than actual court workload.

[m]Information on disposition type or trial data:
Supreme Court opinions in North Dakota are regarded as issued when the opinion is signed and filed with the clerk.
In addition to the 143 majority opinions, there were 10 special concurring and 24 dissenting opinions.

Source: North Dakota Judicial Council, Annual Report, 1977 (Bismarck, North Dakota). Statistics are from the annual report except that totals have been computed where necessary.

NORTH DAKOTA DISTRICT COURT
Court of general jurisdiction
6 districts, 19 judges
January 1, 1977 to December 31, 1977

	Beginning pending	Filed	Disposed	End pending
Civil[d]:				
Law:				
Collection action	X	2,710	2,426	X
Tort:				
Other tort:				
Damages	X	773	672	X
Real property rights:				
Real estate matter	X	548	484	X
Domestic relations:				
Marriage dissolution:				
Divorce	X	2,600	2,393	X
Support/custody:				
Reciprocal support	X	1,019	685	X
Adoption	X	501	485	X
Other domestic relations:				
Termination of parental rights	X	175	171	X
Total	X	4,295	3,734	X
Estate:				
Guardianship/conservatorship/trusteeship:				
Trusts	X	41	17	X
Appeal:				
Appeal of administrative agency case:				
Appeal administrative hearing	X	52	71	X
Appeal of trial court case:				
Appeal other	X	43	46	X
Total	X	95	117	X
Extraordinary writ:				
Special remedy	X	129	72	X
Other civil	X	415[k]	377[k]	X
Total civil	3,752[i]	9,006	7,899	4,779[g,i]
Criminal[d]:				
Felony:				
Felony A	X	19	18	X
Felony B	X	148	167	X
Felony C	X	734	680	X
Total	X	901	865	X
Misdemeanor:				
Misdemeanor A	X	18	25	X
Misdemeanor B	X	15	14	X
Total	X	33	39	X
Appeal	X	100	94	X
Extraordinary writ:				
Special remedy	X	12	13	X
Other criminal	X	37	45	X
Total criminal	X	1,083	1,056	X
Traffic:				
Other traffic violation:				
Infractions	X	2	4	X
Total traffic	X	2	4	X
Juvenile[d]:				
Criminal-type offense:				
Delinquency	X	542	513	X
Status offense:				
Unruly	X	237	210	X
Non-offense:				
Deprived child	X	159	134	X
Other juvenile:				
Other juvenile	X	28	26	X
Special proceedings	X	8	5	X
Total	X	36	31	X
Total juvenile	X	974	888	X
Grand total	4,173[f]	11,065	9,847	5,391

Trial[d]

	Jury	Non-jury	Total
Criminal and traffic	49	221	270

Criminal and traffic dispositions

Jury trial:	
Conviction	35
Acquittal	14
Non-jury trial:	
Conviction	219
Acquittal	2
Guilty plea	382
Dismissal	200
Post Conviction Remedy	4
Change of venue	4

Age of pending cases

	Cases
Civil over 18 months	1,117
Criminal and traffic over 120 days	166
Juvenile over 120 days	123

(continued on next page)

Boldface headings indicate the classifications used by the NCSP.
X = The data for this case type are known to be included in the total but were not available by category.

[d]Case definition or unit of count:
A civil case is counted at the filing of a petition or complaint.
The criminal case unit of count is the case number assigned to the information or indictment.
The juvenile case unit of count is the number of proceedings.
A jury trial is counted if tried to verdict.
A non-jury trial is counted when contested.
[f]Beginning pending figure for the 1977 court year does not equal the end pending figure for the 1976 court year:
Figure is as given in the annual report.
[g]Change in pending does not equal the difference between filings and dispositions:
Figures are as given in the annual report.
[i]Data are not complete:
Total civil pending figures do not include termination of parental rights cases. These cases are included in the grand total data.
[k]Additional information:
Included under other civil are 33 foreign judgment cases filed and 28 disposed.

Source: North Dakota Judicial Council, Annual Report, 1977 (Bismarck, North Dakota). Statistics are from the annual report except that totals have been computed where necessary.

NORTH DAKOTA COUNTY COURT WITH INCREASED JURISDICTION
Court of limited jurisdiction
15 counties, 15 judges
January 1, 1977 to December 31, 1977

	Beginning pending	Filed	Disposed	End pending
Civil[d]:				
Law:				
Civil	N/A	2,929	2,808	N/A
Small claims	N/A	3,270	3,094	N/A
Estate:				
Probate/wills/intestate:				
Probate	N/A	1,610	842	N/A
Guardianship/conservatorship/trusteeship:				
Guardianship/conservatorship	N/A	218	191	N/A
Total	N/A	1,828	1,033	N/A
Mental health:				
Mental health hearings held	N/A	N/A	486	N/A
Emergency commitment	N/A	N/A	248	N/A
Total	N/A	N/A	734	N/A
Total civil	N/A	8,027[i]	7,669	N/A
Criminal[d]:				
Misdemeanor	N/A	11,030	8,538	N/A
Preliminary hearing:				
Felony	N/A	1,031	838	N/A
Total criminal	N/A	12,061	9,376	N/A
Traffic:				
Other traffic violation:				
Noncriminal traffic	N/A	N/A	42,032	N/A
Total traffic	N/A	N/A	42,032	N/A
Grand total	N/A	20,088[i]	59,077	N/A

Traffic dispositions

	Other traffic violation
Convictions	41,390
Acquittals	305
Dismissals	337

Boldface headings indicate the classifications used by the NCSP.
N/A = This case type is handled by the court, but the data are unavailable.

[d]Case definition or unit of count:
A civil case is counted with the filing of a petition or complaint.
The criminal case unit of count is the case number assigned to the information, indictment, or complaint.
[i]Data are not complete:
Total civil filed figures do not include mental health cases.
Grand total filed does not include mental health or traffic cases.

Source: North Dakota Judicial Council, Annual Report, 1977 (Bismarck, North Dakota). Statistics are from the annual report except that totals have been computed where necessary.

NORTH DAKOTA MUNICIPAL COURT
Court of limited jurisdiction
181 municipalities, 158 judges
January 1, 1977 to December 31, 1977

	Beginning pending	Filed	Disposed	End pending
Traffic:				
Other traffic violation:				
Criminal traffic	N/A	N/A	3,484	N/A
Noncriminal traffic	N/A	N/A	37,530	N/A
Total	N/A	N/A	41,014	N/A
Total traffic	N/A	N/A	41,014	N/A
Grand total	N/A	N/A	41,014	N/A

Traffic dispositions

	Other traffic violation		
Non-jury trial:	Criminal	Noncriminal	Total
Convictions	3,328	36,061	39,389
Acquittals	66	635	701
Dismissals	90	834	924

Boldface headings indicate the classifications used by the NCSP.
N/A = This case type is handled by the court, but the data are unavailable.

Source: North Dakota Judicial Council, Annual Report, 1977 (Bismarck, North Dakota). Statistics are from the annual report except that totals have been computed where necessary.

NORTH DAKOTA COUNTY PROBATE COURT
Court of limited jurisdiction
38 counties, 38 judges
January 1, 1977 to December 31, 1977

	Beginning pending	Filed	Disposed	End pending
Civil[d]:				
Estate:				
Probate/wills/intestate:				
Probate	N/A	1,498	991	N/A
Guardianship/conservatorship/trusteeship:				
Guardianship/conservatorship	N/A	220	125	N/A
Total	N/A	1,718	1,116	N/A
Mental health:				
Mental health hearings	N/A	N/A	73	N/A
Emergency commitments	N/A	N/A	68	N/A
Total	N/A	N/A	141	N/A
Total civil	N/A	1,718[i]	1,257	N/A
Grand total	N/A	1,718[i]	1,257	N/A

Boldface headings indicate the classifications used by the NCSP.
N/A = This case type is handled by the court, but the data are unavailable.

[d]Case definition or unit of count:
A civil case is counted with the filing of a petition or complaint.
[i]Data are not complete:
Total civil and grand total filed figures do not include mental health cases. Mental health cases are included in the disposed figures.

Source: North Dakota Judicial Council, Annual Report, 1977 (Bismarck, North Dakota). Statistics are from the annual report except that totals have been computed where necessary.

NORTH DAKOTA COUNTY JUSTICE COURT
Court of limited jurisdiction
38 counties, 38 judges
January 1, 1977 to December 31, 1977

	Beginning pending	Filed	Disposed	End pending
Civil[d]:				
Law:				
Civil	N/A	60	55	N/A
Small claims	N/A	906	788	N/A
Total civil	N/A	966	843	N/A
Criminal[d]:				
Misdemeanor	N/A	5,291	4,722	N/A
Preliminary hearing:				
Felony	N/A	344	270	N/A
Total criminal	N/A	5,635	4,992	N/A
Traffic:				
Other traffic violation:				
Noncriminal traffic	N/A	N/A	17,545	N/A
Total traffic	N/A	N/A	17,545	N/A
Grand total	N/A	6,601[i]	23,380	N/A

Traffic dispositions

	Other traffic violation
Convictions	17,154
Acquittals	152
Dismissals	239

Boldface headings indicate the classifications used by the NCSP.
N/A = This case type is handled by the court, but the data are unavailable.

[d]Case definition or unit of count:
A civil case is counted with the filing of a petition or complaint.
The criminal case unit of count is the case number assigned to the information, indictment, or complaint.
[i]Data are not complete:
Grand total filing figure does not include traffic cases. Traffic cases are included in the disposed figure.

Source: North Dakota Judicial Council, Annual Report, 1977 (Bismarck, North Dakota). Statistics are from the annual report except that totals have been computed where necessary.

CONTINUED

4 OF 5

OHIO COURT SYSTEM, 1977

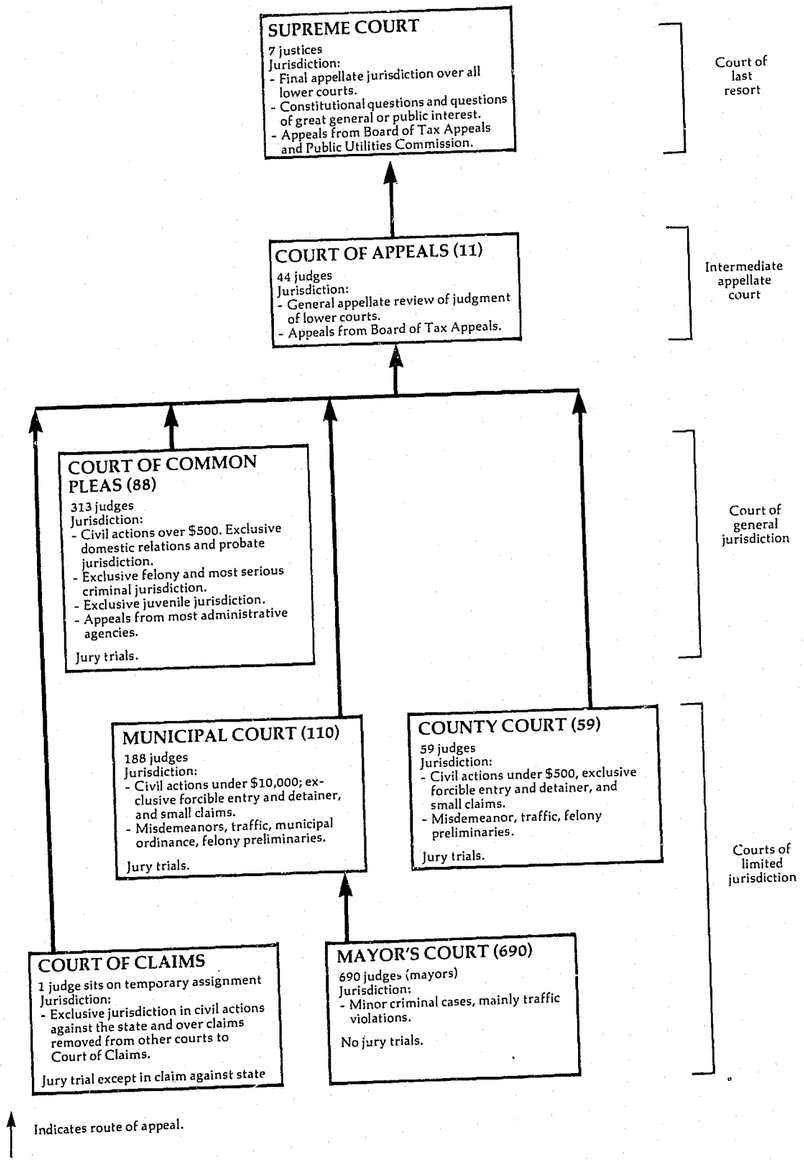

OHIO SUPREME COURT
Court of last resort
7 justices
January 1, 1977 to December 31, 1977

	Beginning pending	Filed	Disposed	End pending
Cases:				
Appeals:				
Pursuant to allowance	N/A	(111)[e]	59	N/A
Originating in Court of Appeals	N/A	59	65	N/A
Conflict	N/A	16	6	N/A
Capital punishment	N/A	19	9	N/A
Appeal of administrative agency case:				
Tax	N/A	19	25	N/A
P.U.C.O.	N/A	27	25	N/A
Total	N/A	46	50	N/A
Total appeals	N/A	140 (111)[e]	189	N/A
Other cases:				
Original proceedings:				
Original jurisdiction:				
Habeas corpus	N/A	37	30	N/A
Other original actions	N/A	102	100	N/A
Power siting committee	N/A	0	1	N/A
Total	N/A	139	131	N/A
Disciplinary	N/A	16	31	N/A
Total	N/A	155	162	N/A
Requests to appeal:				
Motion for leave to appeal	N/A	520	487 (39)[e]	N/A
Motion to certify	N/A	701	656 (72)[e]	N/A
Total	N/A	1,221	1,143 (111)[e]	N/A
Total other cases	N/A	1,376	1,305 (111)[e]	N/A
Total cases	N/A	1,516 (111)[e]	1,494 (111)[e]	N/A

Boldface headings indicate the classifications used by the NCSP.
N/A = This case type is handled by the court, but the data are unavailable.

[e]Cases not included in the total to avoid double counting:
Motions to certify and motions for leave to appeal that have been granted are not counted as disposed until the appeal is disposed; a filing is not counted for the resulting appeal. These granted motions are the numbers appearing in parentheses.

Source: Office of the Administrative Director, Ohio Courts Summary 1977 (Columbus, Ohio). Statistics are from the annual report except that totals have been computed where necessary.

OHIO COURT OF APPEALS
Intermediate appellate court
11 districts, 44 judges
January 1, 1977 to December 31, 1977

	Beginning pending	Filed	Disposed	End pending
Cases:				
Appeals:				
Civil	2,481	4,539	4,407	3,4148
Criminal	1,847	2,751	2,776	2,3228
Total appeals	4,328	7,290	7,183	5,7368
Other cases:				
Original proceedings:				
Original jurisdiction:				
Miscellaneous[J]	263	702	746	2418
Total other cases	263	702	746	2418
Total cases	4,591	7,992	7,929	5,9778

Manner of disposition

	Criminal appeals	Civil appeals	Miscellaneous	Total
Full opinion	1,294	2,045	299	3,638
Per curiam	753	765	181	1,699
Dismissal	729	1,597	266	2,592

Boldface headings indicate the classifications used by the NCSP.

[8]Change in pending does not equal the difference between filings and dispositions:
Figures are as given in the annual report.
[J]Explanation of data included in the category:
Miscellaneous cases include habeas corpus, original actions, appeals of administrative agency cases, and appeals from the Court of Claims.

Source: Office of the Administrative Director, Ohio Courts Summary 1977 (Columbus, Ohio). Statistics are from the annual report except that totals have been computed where necessary.

OHIO COURT OF COMMON PLEAS
Court of general jurisdiction
88 counties, 313 judges
January 1, 1977 to December 31, 1977

	Beginning pending	Filed	Disposed	End pending
Civil[d]:				
Tort:				
Personal injury	23,373[f]	20,800	20,815	23,358
Wrongful death	N/A	557	650	N/A
Total	23,373[fi]	21,357	21,465	23,338[i]
Domestic relations:				
Adoption	N/A	6,595	5,443	N/A
Other domestic relations:				
Domestic relations	25,572[f]	84,095	83,001	26,666
Birth records	N/A	3,278	3,272	N/A
Total	25,572[i]	87,373	86,273	26,666[i]
Total	25,572[i]	93,968	91,716	26,666[i]
Estate:				
Probate/wills/intestate:				
Decedents' estates	43,816[f]	62,282	61,865	44,333[s]
Probate civil actions	3,136	6,275	5,758	3,632[s]
Minor's settlement	N/A	1,534	1,474	N/A
Total	46,954[i]	70,091	69,097	47,965[s][i]
Guardianship/conservatorship/trusteeship:				
Guardianship and testamentary trusts	21,285[f]	7,702	6,685	21,979[s]
Total	68,239[fi]	77,793	75,782	69,944[s][i]
Mental health:				
Mental illness and retardation	N/A	8,019	7,787	N/A
Appeal:				
Appeal of administrative agency case:				
Workmen's compensation	1,374[f]	1,546	1,180	1,740
Appropriations	590[f]	764	817	537
Total	1,964[f]	2,310	1,997	2,277
Other civil:				
Name change	N/A	3,124	3,106	N/A
All other civil	31,830[f]	43,018	43,409	31,439
Total	31,830[i]	46,142	46,515	31,439[i]
Total civil	150,978[fi]	249,589	245,262	153,684[s][i]
Criminal[d]:				
Felony:				
Criminal	6,880[f]	30,835	31,135	6,580
Total criminal	6,880[f]	30,835	31,135	6,580
Juvenile:				
Total juvenile	17,632	202,796	200,893	19,535
Grand total	175,490[fi]	483,220	477,290	179,799[s][i]

Trial[d]

Civil[m]	Jury	Non-jury	Total
Personal injury	991	1,800	2,791
Domestic relations	—	9,753	9,753
Appeal:			
Appeal of administrative agency case	176	246	422
All other civil	513	9,273	9,786
Total	1,680	21,072	22,752
Criminal:			
Felony	1,990	2,390	4,380
Juvenile	—	12,596	12,596
Grand total	3,670	36,058	39,728

Civil dispositions[m]

	Personal injury	Domestic relations	Agency appeal	All other civil
Dismissal without prejudice	2,317	21,352	291	7,640
Dismissal with prejudice	9,634	—	676	10,263
Default	809	—	102	10,076
Transfer	1,350	—	154	2,187
Uncontested	—	51,896	—	—
Pretrial	3,914	—	352	3,457

Criminal dispositions

Guilty plea	17,502
Dismissed with prejudice	438
By unavailability	1,675
Transfer	1,298
Nolle pros	3,837
Pretrial	2,005

Age of pending cases

	Over 6 months	Over 12 months	Over 24 months
Personal injury	N/A	N/A	2,202
Workmen's compensation	N/A	458	N/A
Appropriations	227	N/A	N/A
Other civil	N/A	9,377	N/A
Criminal	134	N/A	N/A

Boldface headings indicate the classifications used by the NCSP.
N/A = This case type is handled by the court, but the data are unavailable.
— = Not applicable.

[d]Case definition or unit of count:
A civil case is counted with the filing of a petition or complaint.
The criminal case unit of count is the number of defendants on the information or indictment.
A jury trial is counted when the jury is sworn.
A non-jury trial is counted when the first witness is sworn.
[f]Beginning pending figures for the 1977 court year do not equal the end pending figures for the 1976 court year:
Figures are as given in the annual report.
[s]Change in pending does not equal the difference between filings and dispositions:
Figures are as given in the annual report.
[i]Data are not complete:
Pending data were not reported for all civil categories. Only those reported are included in the total.
[m]Categories for disposition type or trial data:
Civil trial and disposition data include personal injury, domestic relations, appeal of administrative agency case, and all other civil cases only.

Source: Office of the Administrative Director, Ohio Courts Summary 1977 (Columbus, Ohio). Statistics are from the annual report except that totals have been computed where necessary.

OHIO COUNTY COURT
Court of limited jurisdiction
59 courts, 59 judges
January 1, 1977 to December 31, 1977

	Beginning pending	Filed[j]	Disposed	End pending
Civil[d]:				
Tort:				
Personal injury and property damage	119[f]	181	186	115[s]
Contract	1,116[f]	3,524	3,456	1,183[s]
Small claims	1,546[f]	12,922	12,587	1,879[s]
Real property rights:				
Forcible entry and detainer	564[f]	2,036	1,772	828
Other civil	905[f]	1,849	1,840	914
Total civil	4,250[f]	20,512	19,841	4,919[s]
Criminal[d]:				
Misdemeanor	2,634[f]	23,051	23,043	2,646[s]
Preliminary hearing:				
Felony	701[f]	3,688	3,774	615
Total criminal	3,335[f]	26,739	26,817	3,261[s]
Traffic:				
DWI/DUI:				
Operating a motor vehicle while intoxicated	2,484[f]	12,033	13,023	1,490[s]
Other traffic violation:				
Traffic	4,777[f]	156,341	156,379	4,739
Total traffic	7,261[f]	168,374	169,402	6,229[s]
Grand total	14,846[f]	215,625	216,060	14,409[s]

Trial[d]

Civil:[m]	Jury	Non-jury	Total
Tort	1	33	34
Contract	2	129	131
Real property rights	0	133	133
Other civil	1	183	184
Total	4	478	482
Criminal:			
Misdemeanor	120	1,679	1,799
Traffic:			
DWI/DUI	190	1,166	1,356
Other traffic violation	32	2,243	2,275
Total	222	3,409	3,631
Grand total	346	5,566	5,912

Civil dispositions

	Tort	Contract	Small claims	Real property rights	Other civil	Total
Pretrial	5	7	—	4	32	48
Dismissal for want of prosecution	11	110	628	95	92	936
Other dismissals	47	443	2,996	476	331	4,293
Transfer	2	10	39	2	5	58
Default hearing by judge	87	2,744	8,873	1,056	1,166	13,926
Default hearing by referee	0	11	51	6	30	98

Criminal dispositions

	Misdemeanor	Preliminary hearing	Total
Plea	10,032	—	10,032
Pretrial	345	—	345
Dismissal for want of prosecution	1,407	195	1,602
Other dismissals	3,387	779	4,166
Transfer	60	—	60
Violations Bureau	4,044	—	4,044
Preliminary hearing--bound over	—	2,037	2,037
Waiver of preliminary hearing--bound over	—	487	487
Unavailability of accused	1,969	276	2,245

Traffic dispositions

	DWI/DUI	Other traffic violation	Total
Plea	9,690	64,879	74,569
Pretrial	543	328	871
Dismissal for want of prosecution	277	999	1,276
Other dismissals	667	2,010	2,677
Transfer	66	78	144
Violations Bureau	—	70,701	70,701
Unavailability of accused	424	15,109	15,533

(continued on next page)

Age of pending cases

	Over 1 month	Over 6 months	Over 12 months	Over 24 months
Civil:				
Tort	N/A	N/A	N/A	11]
Contracts	N/A	N/A	154	(n)
Small claims	N/A	100	(n)	(n)
Real property rights	N/A	N/A	2	(n)
Other civil	N/A	N/A	23	(n)
Criminal:				
Misdemeanor	N/A	186	(n)	(n)
Preliminary hearing	123	(n)	(n)	(n)
Traffic:				
DWI/DUI	N/A	204	(n)	(n)
Other traffic violation	N/A	184	(n)	(n)

Boldface headings indicate the classifications used by the NCSP.
N/A = This case type is handled by the court, but the data are unavailable.
-- = Not applicable.

[d]Case definition or unit of count:
A civil case is counted with the filing of a petition or complaint.
The criminal case unit of count is the number of defendants on the information or indictment.
A jury trial is counted when the jury is sworn.
A non-jury trial is counted when the first witness is sworn. Hearings by administrative judges and referees are not included as non-jury trials.
[f]Beginning pending figure for the 1977 court year does not equal the end pending figure for the 1976 court year:
Figures are as given in the annual report.
[g]Change in pending does not equal the difference between filings and dispositions:
Figures are as given in the annual report.
[j]Explanation of data included in the category:
Filed figures include both reactivated cases and original filings.
[m]Categories for disposition type or trial data:
Civil trials do not include 8,873 hearings by judge in small claims cases.
[n]Time interval or age of pending data:
Contracts, real property rights, and other civil cases pending over 24 months are included with those pending over 12 months.
Small claims, misdemeanor, and traffic cases pending over 12 months, and over 24 months are included with those pending over 6 months.
Preliminary hearing cases pending over 6 months, over 12 months, and over 24 months are included with those pending over 1 month.

Source: Office of the Administrative Director, Ohio Courts Summary 1977 (Columbus, Ohio). Statistics are from the annual report except that totals have been computed where necessary.

OHIO MUNICIPAL COURT
Court of limited jurisdiction
110 courts, 188 judges
January 1, 1977 to December 31, 1977

	Beginning pending	Filed[j]	Disposed	End pending
Civil[d]:				
Tort:				
Personal injury and property damage	8,810[f]	16,881	16,999	8,692
Contract	47,816[f]	158,297	156,458	49,656[g]
Small claims	10,488[f]	73,858	72,421	11,924[g]
Real property rights:				
Forcible entry and detainer	10,634[f]	47,770	47,818	10,586
Other civil	7,206[f]	16,524	16,854	6,884[g]
Total civil	84,954[f]	313,330	310,550	87,742[g]
Criminal[d]:				
Misdemeanor	24,710[f]	229,545	232,623	21,629[g]
Preliminary hearing:				
Felony	3,222[f]	36,678	36,866	3,034
Total criminal	27,932[f]	266,223	269,489	24,663[g]
Traffic:				
DWI/DUI:				
Operating a motor vehicle while intoxicated	7,623[f]	52,743	51,650	8,716
Other traffic violation:				
Traffic	36,575[f]	1,097,761	1,094,520	39,819[g]
Total traffic	44,198[f]	1,150,504	1,146,170	48,535[g]
Grand total	157,084[f]	1,730,057	1,726,209	160,940[g]

(continued on next page)

Trial[d]

	Jury	Non-jury	Total
Civil:[m]			
Tort	130	1,340	1,470
Contract	125	4,461	4,586
Real property rights	23	864	887
Other civil	48	1,029	1,077
Total	326	7,694	8,020
Criminal:			
Misdemeanor	823	14,453	15,276
Traffic:			
DWI/DUI	756	3,549	4,305
Other traffic violation	183	15,467	15,650
Total	939	19,016	19,955
Grand total	2,088	41,163	43,251

Civil dispositions

	Tort	Contract	Small claims	Real property rights	Other civil	Total
Pretrial	1,024	3,566	--	321	468	5,379
Dismissal for want of prosecution	1,229	9,791	4,403	6,503	644	22,570
Other dismissals	5,292	30,794	18,398	12,031	4,441	70,956
Transfer	292	651	835	111	109	1,998
Default hearing by judge	5,580	82,634	17,234	13,964	9,161	128,573
Default hearing by referee	2,112	24,436	31,551	14,001	954	73,054

Criminal dispositions

	Misdemeanor	Preliminary hearing	Total
Guilty, no contest plea	120,135	--	120,135
Pretrial	8,869	--	8,869
Dismissal for want of prosecution	5,835	1,582	7,417
Other dismissals	33,408	9,629	43,037
Transfer	905	--	905
Violations Bureau	13,918	--	13,918
Preliminary hearing--bound over	--	12,368	12,368
Waiver of preliminary hearing, bound over	--	10,044	10,044
Unavailability of accused	34,277	3,243	37,520

Traffic dispositions

	DWI/DUI	Other traffic violation	Total
Guilty, no contest plea	37,351	419,056	456,407
Pretrial	2,171	3,363	5,534
Dismissal for want of prosecution	540	3,627	4,167
Other dismissals	2,244	32,543	34,787
Transfer	353	531	884
Violations Bureau	--	517,632	517,632
Unavailability of accused	4,686	102,118	106,804

Age of pending cases

	Over 1 month	Over 6 months	Over 12 months	Over 24 months
Civil:				
Tort	N/A	N/A	N/A	308
Contract, forcible entry and detainer, and other civil	N/A	N/A	3,156	(n)
Small claims	N/A	1,627	(n)	(n)
Real property rights	N/A	N/A	396	(n)
Other civil	N/A	N/A	460	(n)
Criminal:				
Misdemeanor	N/A	473	(n)	(n)
Preliminary hearing	367	(n)	(n)	(n)
Traffic:				
DWI/DUI	N/A	105	(n)	(n)
Other traffic violations	N/A	842	(n)	(n)

Boldface headings indicate the classifications used by the NCSP.
N/A = This case type is handled by the court, but the data are unavailable.
-- = Not applicable.

[d]Case definition or unit of count:
A civil case is counted with the filing of a petition or complaint.
The criminal case unit of count is the number of defendants on the information or indictment.
A jury trial is counted when the jury is sworn.
A non-jury trial is counted when the first witness is sworn. Hearings by administrative judges and referees are not included as non-jury trials.
[f]Beginning pending figure for the 1977 court year does not equal the end pending figure for the 1976 court year:
Figures are as given in the annual report.
[g]Change in pending does not equal the difference between filings and dispositions:
Figures are as given in the annual report.
[j]Explanation of data included in the category:
Filed figures include both reactivated cases and original filings.
[m]Categories for disposition type or trial data:
Civil trials do not include 17,234 hearings by judge in small claims cases.
[n]Time interval or age of pending data:
Contract, real property rights, and other civil cases pending over 24 months are included with those pending over 12 months.
Small claims, misdemeanor, and traffic cases pending over 12 months and over 24 months are included with those pending over 6 months.
Preliminary hearing cases pending over 6 months, over 12 months, and over 24 months are included with those pending over 1 month.

Source: Office of the Administrative Director, Ohio Courts Summary 1977 (Columbus, Ohio). Statistics are from the annual report except that totals have been computed where necessary.

OHIO COURT OF CLAIMS[a]
Court of limited jurisdiction
1 court, 1 judge sits on temporary assignment
January 1, 1977 to December 31, 1977

	Beginning pending	Filed	Disposed	End pending
Civil[d]:				
Appeal:				
Appeal of administrative agency case:				
Administrative	220	413[k]	289	344
Judicial	278	317[k]	298	297
Victims of crimes[a]	5	1,229	676[h]	558
Total	503	1,959	1,263	1,199
Total civil	503	1,959	1,263	1,199
Grand total	503	1,959	1,263	1,199

Trial[a]

	Jury	Non-jury	Total
Civil	0	54	54

Civil dispositions

Settlement	122
Administrative determination	225
Dismissal	186
Claims awarded (victim of crime)	369
Claims denied (victim of crime)	351

Boldface headings indicate the classifications used by the NCSP.

[a]Court jurisdiction:
All cases where the amount of the claim exceeds $1,000 must be determined by a judge. Where the amount of the claim is between $100.01 and $999.99, the claim is determined by a judge unless a waiver is filed. All claims from $0.00 to $100.00 and all claims between $100.01 and $999.99 where the right to trial has been waived are administratively determined by the clerk or deputy clerk of the Court of Claims.
Jurisdiction over victims of crime cases was given to the court as of December 28, 1976.

[d]Case definition or unit of count:
A civil case is counted with the filing of a petition or complaint.
A jury trial is counted when the jury is sworn.
A non-jury trial is counted when the first witness is sworn.

[h]Figure was computed:
Victims of crime cases disposed figure was calculated from filings and pending data.

[k]Addition information:
Filings include reinstated cases.

Source: Office of the Administrative Director, Ohio Courts Summary 1977 (Columbus, Ohio). Statistics are from the annual report except that totals have been computed where necessary.

OHIO MAYORS' COURT
Court of limited jurisdiction
690 courts, 690 judges
January 1, 1977 to December 31, 1977

There were no data available for cases handled in the Mayors' Court for 1977.

OKLAHOMA COURT SYSTEM, 1977

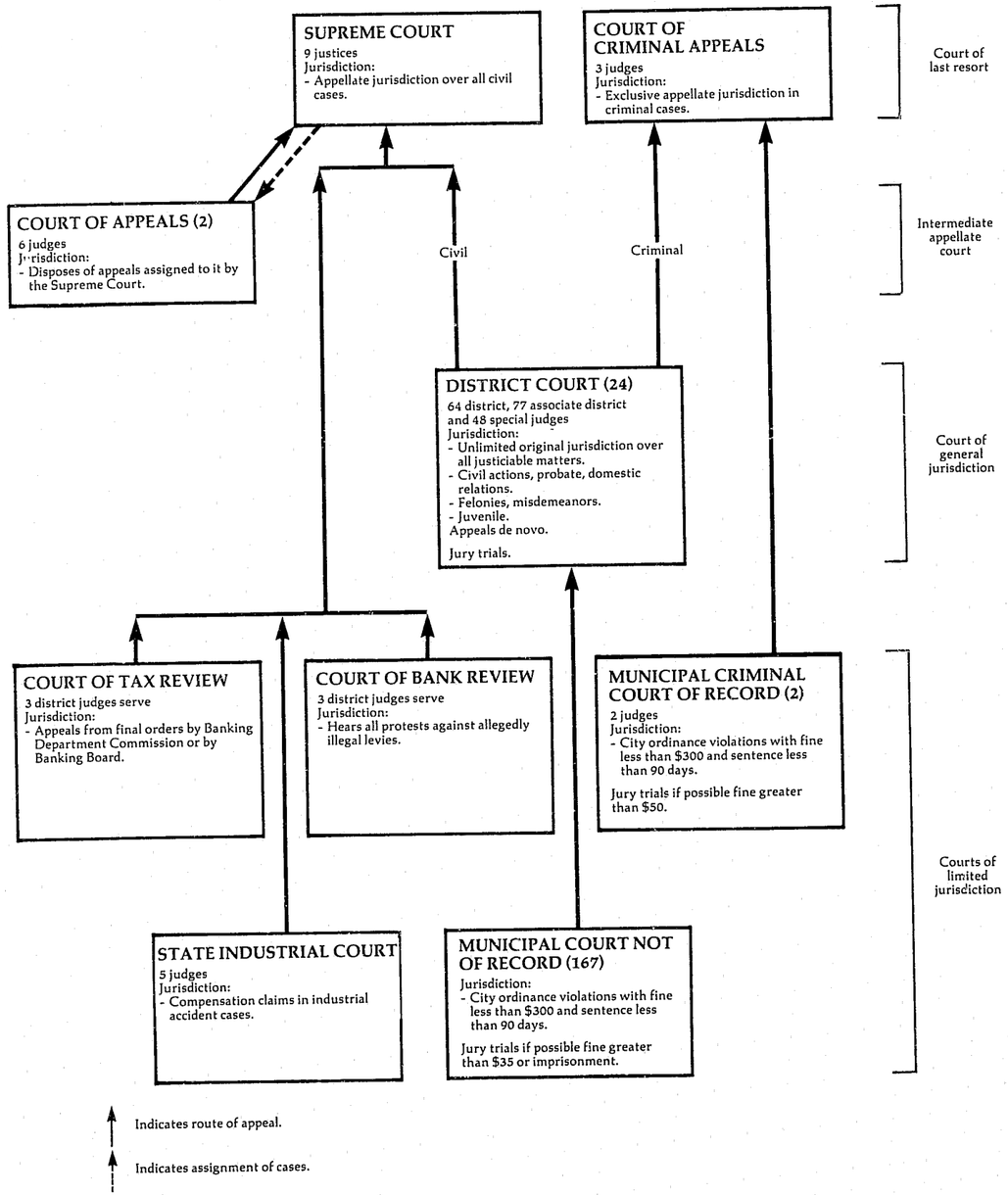

Preceding page blank

OKLAHOMA SUPREME COURT[a]
Court of last resort
9 justices
January 1, 1977 to December 31, 1977

	Beginning pending	Filed	Disposed	End pending
Cases:				
Appeals:				
Civil[j]	X	731 (39)[c]	783	X
Total appeals	X	731 (39)[c]	783	X
Other cases:				
Original proceedings	X	197	149	X
Requests to appeal:				
Civil:				
Certiorari	X	181	149 (39)[c]	X
Total other cases[j]	X	378	298 (39)[c]	X
Total cases[j]	1,310	1,109 (39)[c]	1,081 (39)[c]	1,346[s]

Disposition of requests for certiorari		Status of pending cases (12/31/77)	
Writ granted	39	Cases at issue but not assigned	91
Writ denied	146		

Boldface headings indicate the classifications used by the NCSP.
X = The data for this case type are known to be included in the total but were not available by category.

[a]Court jurisdiction:
The Supreme Court is the court of last resort for civil cases.
[c]Cases not included in the total to avoid double counting:
Petitions for certiorari that have been granted are not counted as disposed until the appeal is disposed; a filing is not counted for the resulting appeal. These granted petitions are the numbers appearing in parentheses.
[s]Change in pending does not equal the difference between filings and dispositions:
Figures are as given in the annual report.
[j]Explanation of data included in the category:
Civil appeals are originally filed in the Supreme Court. The Supreme Court then assigns some of these cases to the Court of Appeals for disposition. Therefore, cases assigned, disposed, and pending in the Court of Appeals have been deducted from the Supreme Court's appeals category and utilized as caseload figures for the Court of Appeals.

Source: Administrative Director of the Courts, Report on the Judiciary 1977 (Oklahoma City, Oklahoma). Statistics are from the annual report except that totals have been computed where necessary.

OKLAHOMA COURT OF CRIMINAL APPEALS[a]
Court of last resort
3 judges
January 1, 1977 to December 31, 1977

	Beginning pending	Filed	Disposed	End pending
Cases:				
Appeals:				
Criminal	X	X	360	X
Postconviction remedy:				
Postconviction	X	X	130	X
Juvenile	X	X	33	X
Total appeals	X	X	523	X
Other cases:				
Original proceedings:				
Original jurisdiction:				
Habeas corpus	X	X	89	X
Mandamus	X	X	121	X
Prohibition	X	X	42	X
Total	X	X	252	X
Advisory opinion:				
Reserved question of law	X	X	15	X
Total	X	X	267	X
Requests to appeal:				
Criminal:				
Certiorari	X	X	25	X
Postconviction remedy:				
Postconviction	X	X	5	X
Total	X	X	30	X
Sentence review only:				
Review of suspended sentence	X	X	11	X
Total other cases	X	X	308	X
Total cases	336	893	831	398

Disposition of cases

	Opinion	Order	Total
Affirmed	281	7	288
Affirming denial	1	104	105
Modified and affirmed	49	1	50
Reversed	45	12	57
Dismissed	4	161	165
Granted	11	58	69
Denied	3	94	97
Total	394	437	831

Boldface headings indicate the classifications used by the NCSP.
X = The data for this case type are known to be included in the total but were not available by category.

[a] Court jurisdiction:
The Court of Criminal Appeals has exclusive appellate jurisdiction in criminal cases. It is the court of last resort for criminal cases.

Source: Administrative Director of the Courts, Report on the Judiciary 1977 (Oklahoma City, Oklahoma). Statistics are from the annual report except that totals have been computed where necessary.

OKLAHOMA COURT OF APPEALS[a]
Intermediate appellate court
2 divisions, 6 judges
January 1, 1977 to December 31, 1977

	Beginning pending	Filed	Disposed	End pending
Cases:				
Appeals:				
Civil[a]	163[h]	353	387	129[h]
Total appeals	163[h]	353	387	129[h]
Total cases	163[h]	353	387	129[h]

Boldface headings indicate the classifications used by the NCSP.

[a] Court jurisdiction:
Cases are assigned to the Court of Appeals by the Supreme Court. The Court of Appeals hears only civil cases assigned to it and has no original jurisdiction.
[h] Figure was computed:
Beginning pending figure was computed on the assumption that there were no pending cases in the Court of Appeals prior to 1971, when the court officially originated.
End pending figure was computed from filings, dispositions, and beginning pending figures.

Source: Administrative Director of the Courts, Report on the Judiciary 1977 (Oklahoma City, Oklahoma). Statistics are from the annual report except that totals have been computed where necessary.

OKLAHOMA DISTRICT COURT
Court of general jurisdiction
24 districts; 64 district, 77 associate, and 48 special judges
January 1, 1977 to December 31, 1977

	Beginning pending	Filed	Disposed	End pending
Civil[d]:				
Tort:				
Auto tort	5,118[f]	4,162	3,805	5,475
Other tort	3,184[f]	2,737	2,249	3,672
Total	8,302[f]	6,899	6,054	9,147
Contract	24,733[f]	20,576	13,996	31,313
Small claims:				
Possession of personal property	1,416[f]	2,063	2,072	1,407
Possession of real property	1,722[f]	5,960	5,430	2,252
Small claims	55,301[f]	65,291	51,963	68,629
Total	58,439[f]	73,314	59,465	72,288
Real property rights:				
Lien or mortgage foreclosure	3,148[f]	3,052	2,764	3,436
Real property	3,013[f]	4,966	4,477	3,502
Approval of conveyance of Indian lands	17	458	417	58
Total	6,178[f]	8,476	7,658	6,996
Domestic relations:				
Marriage dissolution:				
Divorce	18,662[f]	31,885	29,155	21,392
Separate maintenance	674[f]	532	372	834
Annulment	203[f]	345	334	214
Total	19,539[f]	32,762	29,861	22,440
Support/custody:				
Reciprocal support--incoming	2,630[f]	2,305	1,226	3,709
Reciprocal support--outgoing	1,114[f]	918	742	1,290
Total	3,744	3,223	1,968	4,999
Adoption	928[f]	2,757	2,552	1,133
Other domestic relations:				
Paternity proceedings	198[f]	40	38	200
Total	24,409[f]	38,782	34,419	28,772
Estate:				
Probate/wills/intestate:				
Administration of estates and probate proper	12,719[f]	8,770	7,651	13,838
Determination of death of joint or life tenant	481[f]	3,031	2,924	588
Other probate	110[f]	98	143	65
Total	13,310[f]	11,899	10,718	14,491
Guardianship/conservatorship/trusteeship:				
Guardianship and conservatorship	3,362[f]	1,644	1,225	3,781
Total	16,672[f]	13,543	11,943	18,272
Mental health	953[f]	2,531	2,392	1,092
Appeal:				
Appeal of administrative agency case:				
Appeals from administrative tribunals	581[f]	989	958	612
Extraordinary writ:				
Injunction, quo warranto, mandamus, habeas corpus	1,411[f]	1,495	1,230	1,676
Other civil	7,330[f]	5,801	5,305	7,826
Total civil	149,008[f]	172,406	143,420	177,994
Criminal[d]:				
Felony:				
Crime against person	3,174[f]	4,088	3,920	3,342
Crime against property	9,622[f]	9,118	8,513	10,227
Other felony	5,479[f]	7,613	5,741	7,351
Total	18,275[f]	20,819	18,174	20,920
Misdemeanor:				
Other misdemeanors	15,455[f]	37,456	34,386[l]	18,529
Appeal:				
Appeals from city-funded courts	832[f]	636	416	1,052
Postconviction remedy:				
Felony postconviction appeals	N/A	378	268	N/A
Total criminal[i]	34,562[fi]	59,289	53,244	40,501[i]
Traffic:				
DWI/DUI:				
Driving while intoxicated	5,233[f]	11,417	9,890	6,760
Other traffic violation:				
Traffic	35,813[f]	174,754	169,924	40,643
Total traffic	41,046[f]	186,171	179,814	47,403
Juvenile:				
Criminal-type offense:				
Juvenile delinquency	2,950[f]	4,680	4,357	3,273
Status offense:				
Child in need of supervision	1,315[f]	1,586	1,631	1,270
Non-offense:				
Dependency and neglect	1,090[f]	2,640	2,050	1,680
Total juvenile	5,355[f]	8,906	8,038	6,223
Grand total[i]	229,971[fi]	426,772	384,516	272,121[i]

(continued on next page)

Trial or contest[d]

	Jury	Non-jury	Total
Civil[m]	938	22,279	23,217
Criminal and traffic:			
Felony	840	738	1,578
Misdemeanor, appeal, and traffic	583	13,796	14,379
Total	1,423	14,534	15,957
Juvenile	24	2,604	2,628
Grand total	2,385	39,417	41,802

Civil dispositions[m]

	Domestic relations	Total
On demurrer, abatement, or motion to dismiss[m]	--	5,412
On pretrial[m]	--	1,677
Without contest	2,476	83,386
Dismissal by court or by parties[m]	6,689	6,689
By decree or approved settlement	18,733	18,733
By Order or settlement[m]	761	761

Age of pending cases (12/31/77)

	0-12 months	12-24 months	Over 24 months
Civil	75,948	30,378	71,668
Criminal and traffic:			
Felony	8,877	4,476	7,567
Misdemeanor, appeal, and traffic	35,973	12,977	18,032
Total	44,850	17,453	25,599
Juvenile	1,907	529	1,301
Grand total	122,705	48,360	98,568

Criminal and traffic dispositions

	Felony	Misdemeanor, appeal, and traffic	Total
Guilty or nolo contendre plea	8,705	170,608	179,313
Dismissal by state	6,478	13,562	20,040
On demurrer, motion to quash, or dismissal by court	2,784	11,942	14,726

Boldface headings indicate the classifications used by the NCSP.
N/A = This case type is handled by the court, but the data are unavailable.
-- = Not applicable.

[d]Case definition or unit of count:
A civil case is counted with the filing of a petition or complaint.
The criminal case unit of count is the number of informations or indictments.
A trial or contest is counted if tried to completion.
[f]Beginning pending figure for the 1977 court year does not equal the end pending figure for the 1976 court year:
Figures are as given in the annual report.
[i]Data are not complete:
Total criminal and grand total pending figures do not include pending figures for postconviction remedy cases. This category is included in the filing and disposition totals.
[l]Special source or revision in the data:
Total other misdemeanors disposed figure was corrected by the state court administrative office during the process of data verification.
[m]Categories for disposition type or trial data:
Disposition type and trial data are not displayed for civil category breakdowns because complete data were not available from the Oklahoma and Tulsa County reports.
On demurrer, abatement, or motion to dismiss, on pretrial, and jury trials are dispositions for tort, real property rights, contract, appeal of administrative agency case, extraordinary writs, and other civil cases only.
Dismissal, decree or approved settlement, and by order or settlement are dispositions for domestic relations cases only.

Source: Administrative Director of the Courts, Report on the Judiciary 1977 (Oklahoma City, Oklahoma). Statistics are from the annual report except that totals have been computed where necessary, and corrections were made by the office of the administrative director of the courts during the data verification process.

OKLAHOMA STATE INDUSTRIAL COURT[k]
Court of limited jurisdiction[a]
1 court, 5 judges
January 1, 1977 to December 31, 1977

	Beginning pending	Filed	Disposed	End pending
Civil[d]:				
Appeal:				
Appeal of administrative agency case	N/A	N/A	11,020	N/A
Total civil	N/A	N/A	11,020	N/A
Grand total	N/A	N/A	11,020	N/A

Boldface headings indicate the classifications used by the NCSP.
N/A = This case type is handled by the court, but the data are unavailable.

[a]Court jurisdiction:
The special jurisdiction is limited to injuries to an employee arising out of his employment.
[d]Case definition or unit of count:
A case for this court is a new claim or an ancillary proceeding to an existing claim.
[k]Additional information:
After July 1, 1978, the name for this court will be the Worker's Compensation Court.

Source: Administrative Director of the Courts, Report on the Judiciary 1977 (Oklahoma City, Oklahoma). Statistics are from the annual report except that totals have been computed where necessary.

OKLAHOMA COURT OF BANK REVIEW
Court of limited jurisdiction
1 court, 3 district judges serve
January 1, 1977 to December 31, 1977

	Beginning pending	Filed	Disposed	End pending
Civil[d]:				
Appeal:				
Appeal of administrative agency case	8	5	6	7
Total civil	8	5	6	7
Grand total	8	5	6	7

Boldface headings indicate the classifications used by the NCSP.

[d]Case definition or unit of count:
A civil case is counted with the filing of a petition or complaint.

Source: Administrative Director of the Courts, Report on the Judiciary 1977 (Oklahoma City, Oklahoma). Statistics are from the annual report except that totals have been computed where necessary.

OKLAHOMA COURT OF TAX REVIEW
Court of limited jurisdiction
1 court, 3 district judges serve
January 1, 1977 to December 31, 1977

	Beginning pending	Filed	Disposed	End pending
Civil[d]:				
Appeal:				
Appeal of administrative agency case	0	1	1	0
Total civil	0	1	1	0
Grand total	0	1	1	0

Boldface headings indicate the classifications used by the NCSP.

[d]Case definition or unit of count:
A civil case is counted with the filing of a petition or complaint.

Source: Administrative Director of the Courts, Report on the Judiciary 1977 (Oklahoma City, Oklahoma). Statistics are from the annual report except that totals have been computed where necessary.

OKLAHOMA MUNICIPAL CRIMINAL COURT OF RECORD
Court of limited jurisdiction
2 courts, 2 judges
January 1, 1977 to December 31, 1977

There were no data for cases handled in the Municipal Criminal Court of Record for 1977.

OKLAHOMA MUNICIPAL COURT NOT OF RECORD
Court of limited jurisdiction
167 courts
January 1, 1977 to December 31, 1977

There were no data available for cases handled in the Municipal Court Not of Record for 1977.

OREGON COURT SYSTEM, 1977

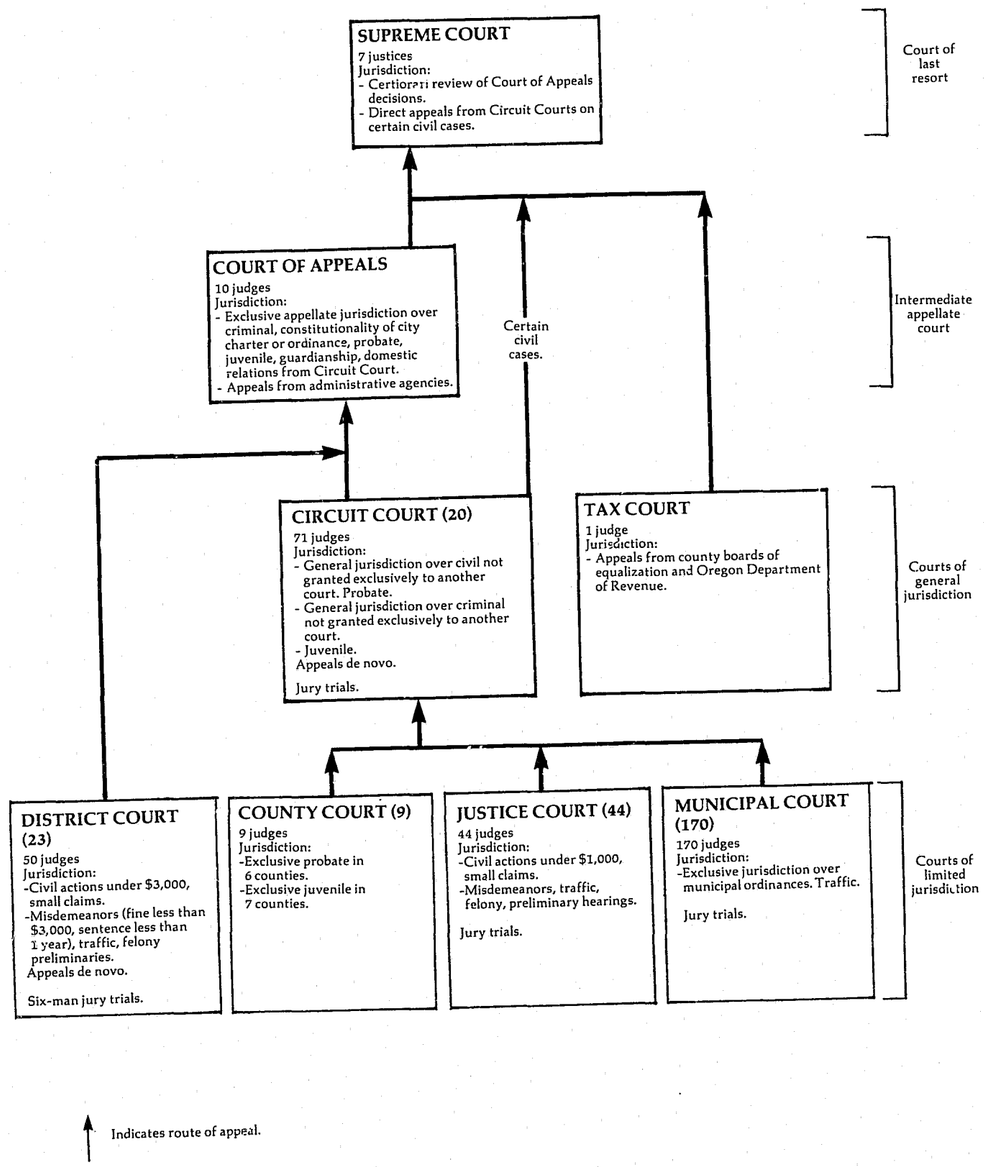

OREGON SUPREME COURT
Court of last resort
7 justices[c]
January 1, 1977 to December 31, 1977

	Beginning pending	Filed	Disposed	End pending
Cases:				
Appeals:				
Appeals from Circuit Court	X	445	X	X
Court of Appeals review allowed	X	(39)[e]	X	X
Tax Court appeals	X	21	X	X
Total appeals	X	466 (39)[e]	X	X
Other cases:				
Original proceedings:				
Original jurisdiction:				
Original proceedings	X	54	X	X
Bar proceedings	X	54	X	X
Total	X	108	X	X
Requests to appeal:				
Petitions for review:				
Civil	X	76	X (12)[e]	X
Criminal	X	152	X (18)[e]	X
Juvenile	X	9	X (0)[e]	X
Postconviction remedy:				
Postconviction and habeas corpus	X	11	X (0)[e]	X
Appeal of administrative agency case:				
Administrative agency review	X	35	X (6)[e]	X
Workers' compensation	X	23	X (3)[e]	X
Corrections disciplinary and parole board review	X	5	X (0)[e]	X
Total	X	63	X (9)[e]	X
Total	48	311	235 (39)[e]	85
Total other cases	X	419	X	X
Total cases	395	885 (39)[e]	812 (39)[e]	468

Manner of disposition

Written opinion	322
Dismissed or otherwise disposed without opinion	255

Disposition of appeals

Affirmed	166
Reversed	113
Modified	29
Dismissed with opinion	6
Miscellaneous[m]	8

Time interval (average days)

Notice of appeal to date case at issue	203
Date case at issue to final decision	125
Notice of appeal to final decision	328

Status of pending cases (12/31/77)

Not at issue	268
At issue	41
Under advisement	74

Boldface headings indicate the classifications used by the NCSP.
X = The data for this case type are known to be included in the total but were not available by category.

[c]Judge information:
There were 8.22 full-time equivalent justices for 1977.
[e]Cases not included in the total to avoid double counting:
Petitions for review granted are not counted as dispositions until the appeal is disposed; the filing of the resulting appeal is not counted. These granted petitions are the numbers appearing in parentheses.
[m]Categories for disposition type or trial data:
Miscellaneous appeal dispositions include cases of mandamus, other original proceedings, and bar proceedings.

Source: Office of the State Court Administrator, 24th Annual Report Relating to Judicial Administration in the Courts of Oregon, 1977 (Salem, Oregon). Sources of case data are available. Statistics are from the annual report except that totals have been computed where necessary.

OREGON COURT OF APPEALS
Intermediate appellate court
10 judges[c]
January 1, 1977 to December 31, 1977

	Beginning pending	Filed	Disposed	End pending
Cases:				
Appeals:	X	504	X	X
Civil	X	1,168	X	X
Criminal				
Appeal of administrative agency case:	X	145	X	X
Workmen's compensation	X	189	X	X
Administrative agency review	X	269	X	X
Corrections disciplinary review	X	21	X	X
Parole board review	X	624	X	X
Total				
Postconviction remedy:	X	52	X	X
Postconvictions and habeas corpus	730	2,348	2,054	1,024
Total appeals				
Total cases	730	2,348	2,054	1,024

Manner of disposition

Decision by opinion[m]	744
Bench decisions	620
Memorandum decision	56
Dismissed/transferred	540
Consolidation	94

Disposition of appeals[m]

Affirmed	1,205
Reversed	232
Modified	60
Dismissed on merits	14
Miscellaneous	3

Time interval (average days)

	Civil	Criminal	Total
Notice of appeal to date case at issue	X	X	124
Date case at issue to final decision	X	X	53
Notice of appeal to final decision	182	169	177

Status of pending cases (12/31/77)

Not at issue	766
At issue	116
Under advisement	142

Boldface headings indicate the classifications used by the NCSP.
X = The data for this case type are known to be included in the total but were not available by category.

[c]Judge information:
There were 7.34 full time equivalent judges for 1977.
[m]Information on disposition type or trial data:
Decisions by opinion include per curiam as well as signed opinions.
Beginning with the 1977 data, this analysis includes cases closed by consolidation.

Source: Office of the State Court Administrator, 24th Annual Report Relating to Judicial Administration in the Courts of Oregon, 1977 (Salem, Oregon). Sources of case data are available. Statistics are from the annual report except that totals have been computed where necessary.

OREGON CIRCUIT COURT
Court of general jurisdiction
20 circuits, 71 judges[c]
January 1, 1977 to December 31, 1977

	Beginning pending	Filed	Disposed	End pending
Civil[d]:				
Law	X	X	X	X
Equity	X	X	X	X
Domestic relations:				
Marriage dissolution:				
Dissolution	X	24,139	23,759	X
Adoption	N/A	1,845	N/A	N/A
Total	X	25,984	23,759[i]	X
Estate:				
Probate/wills/intestate:				
Decedents' estates	6,440[l]	4,648	4,591[h]	6,497
Guardianship/conservatorship/trusteeship:				
Guardianship and conservatorship	7,713	1,733	1,496	7,950
Total	14,153	6,381	6,087	14,447
Mental health:				
Mental competency	N/A	3,404	N/A	N/A
Total civil[i]	42,170[i]	53,116	49,401[i]	42,484[i]
Criminal[d]:				
Felony:				
Criminal	4,719[fh]	14,174	14,119	4,774
Total criminal	4,719[fh]	14,174	14,119	4,774
Juvenile[d]:				
Total juvenile	N/A	14,430	N/A	N/A
Grand total	46,889[fi]	81,720	63,520[i]	47,258[i]

Trial[d]

	Jury	Non-jury	Total
Civil[m]	1,147	3,373	4,520
Criminal (felony)	921	629	1,550
Total	2,068	4,002	6,070

Time interval (average days)

Age of cases tried (filing to trial):	
Civil from date of filing:	
Marriage dissolution	214
All civil	359
Criminal (felony) from date of arraignment	88

Age of pending cases

	Civil[n]	Probate/wills/intestate	Criminal (felony)
Under 6 months	15,742	N/A	3,628
6+ to 12 months	6,848	N/A	498
12+ to 24 months	4,385	N/A	460
Over 24 months	1,062	N/A	188
Over 36 months	(n)	519	(n)

Boldface headings indicate the classifications used by the NCSP.
N/A = This case type is handled by the court, but the data are unavailable.
X = The data for this case type are known to be included in the total but were not available by category.

[c]Judge information:
There were 70.3 full-time equivalent judges for 1977.
[d]Case definition or unit of count:
A civil case is counted with the filing of a petition or complaint.
The criminal case unit of count is the case number assigned at arraignment.
A juvenile case is counted with the filing of a petition.
A jury trial is counted when the jury is sworn.
A non-jury trial is counted when the first witness is sworn.
[f]Beginning pending figure for the 1977 court year does not equal the end pending figure for the 1976 court year:
Figures are as calculated from data given in the annual report.
[h]Figure was computed:
Disposed figure for decedents' estates was computed from filing and pending data.
Beginning pending figure for criminal and total criminal was computed from filing, disposition, and end pending data.
[i]Data are not complete:
Domestic relations dispositions do not include adoption cases. Filings include all categories.
Total civil pending and disposition figures do not include adoption or mental health cases. Filings include all categories.
Grand total disposition and pending figures do not include adoption, mental health, or juvenile cases. Filings include all categories.
[l]Special source or revision in the data:
Beginning pending figure for probate/wills/intestate cases was taken from Oregon's 1976 annual report.
[m]Information on disposition type or trial data:
Civil trials only include trials for law, equity, and marriage dissolution cases.
[n]Information on time interval or age of pending data:
Civil age of pending data only include law and equity cases.
The number of civil and criminal cases pending over 36 months are included in the over 25 months category and were not available separately.

Source: Office of the State Court Administrator, 23rd, 24th Annual Report Relating to Judicial Administration in the Courts of Oregon, 1976, 1977 (Salem, Oregon). Statistics are from the annual report except that totals have been computed where necessary.

OREGON TAX COURT
Court of general jurisdiction[a]
1 judge
January 1, 1977 to December 31, 1977

	Beginning pending	Filed	Disposed	End pending
Civil[d]:				
Appeal:				
Appeal of administrative agency case:	86	91	92	85
Regular Division	103	57	120	40
Small Claims Division	189	148	212	125
Total	189	148	212	125
Total civil	189	148	212	125
Grand total				

Civil dispositions

	Regular Division	Small Claims Division	Total
On the merits	68	93	161
Dismissed or settled	24	27	51
Total	92	120	212

Time interval (median months)

Age of cases terminated:	
Regular Division	9.0
Small Claims Division	14.0

Boldface headings indicate the classifications used by the NCSP.

[a]Court jurisdiction:
Data from the Oregon Tax Court are included in the general jurisdiction charts because ORS 305.405 designates the Tax Court as a court of general jurisdiction within the substantive areas defined by ORS 305.410.
[d]Case definition or unit of count:
A civil case is counted with the filing of a petition or complaint.

Source: Office of the State Court Administrator, 24th Annual Report Relating to Judicial Administration in the Courts of Oregon, 1977 (Salem, Oregon). Statistics are from the annual report except that totals have been computed where necessary.

OREGON DISTRICT COURT
Court of limited jurisdiction
23 counties, 50 judges
January 1, 1977 to December 31, 1977

	Beginning pending	Filed	Disposed	End pending
Civil[d]:				
Law:	9,314[fh]	27,000	25,801	10,513
Civil	9,401[fh]	39,119	38,557	9,963
Small claims				
Estates:			88[h]	143
Probate/wills/intestate:	128	103		
Decedents' estates			29	236
Guardianship/conservatorship/trusteeship:	222	43	117	379
Guardianship/conservatorship	350	146		
Total	19,065[f]	66,265	64,475	20,855
Total civil				
Criminal[d]:	X	36,555	33,474	X
Misdemeanor				
Preliminary hearing:	X	9,052	8,769	X
Felony	15,523[h]	45,607	42,243	18,887
Total criminal				
Traffic:	61,400[h]	437,428	428,437	70,391
Total traffic				
Grand total[i]	95,988[f]	549,300	535,155	110,133

Age of pending cases

	Law	Small claims	Probate/wills/ intestate	Criminal and traffic
Under 6 months	6,743	7,436	N/A	66,128
6+ to 12 months	2,512	1,786	N/A	12,814
Over 12 months	1,258	741	N/A	10,286
Over 36 months	(n)	(n)	14	(n)

(Continued on next page)

Boldface headings indicate the classifications used by the NCSP.
N/A = This case type is handled by the court, but the data are unavailable.
X = The data for this case type are known to be included in the total but were not available by category.

[d]Case definition or unit of count:
A civil case is counted with the filing of a petition or complaint.
The criminal case unit of count is the case number assigned at arraignment.
[f]Beginning pending figure for the 1977 court year does not equal the end pending figure for the 1976 court year:
Figures are as given in the annual report.
[h]Figure was computed:
Decedents' estates disposition figure was computed from filings and pending data.
Beginning pending figures were computed from filings, dispositions, and end pending data.
[n]Information on time interval or age of pending data:
The number of law, small claims, and criminal and traffic cases pending over 36 months are included in the over 12 months category and were not available separately.

Source: Office of the State Court Administrator, 24th Annual Report Relating to Judicial Administration in the Courts of Oregon, 1977 (Salem, Oregon). Statistics are from the annual report except that totals have been computed where necessary.

OREGON COUNTY COURT[a]
Court of limited jurisdiction
9 counties, 9 judges
January 1, 1977 to December 31, 1977

	Beginning pending	Filed	Disposed	End pending
Civil[d]:				
Domestic relations:				
Adoption	N/A	26	N/A	N/A
Estate:				
Probate/wills/intestate:				
Decedents' estates	249[l]	110	139[h]	220
Guardianship/conservatorship/trusteeship:				
Guardianship and conservatorship	172[f]	30	27	175
Total	421	140	166	395
Mental health:				
Mental competency	N/A	11	N/A	N/A
Total civil[i]	421[fi]	177	166[i]	395[i]
Juvenile[d]:				
Total juvenile	N/A	223	N/A	N/A
Grand total[i]	421[fi]	400	166[i]	395[i]

Age of pending cases

	Over 36 months
Decedents' estates	67

Boldface headings indicate the classifications used by the NCSP.
N/A = This case type is handled by the court, but the data are unavailable.

[a]Court jurisdiction:
Four counties handle both civil and juvenile cases, two handle only civil, and three handle only juvenile cases in the County Court.
[d]Case definition or unit of count:
A civil case is counted with the filing of a petition or complaint.
A juvenile case is counted with the filing of a petition.
[f]Beginning pending figure for the 1977 court year does not equal the end pending figure for the 1976 court year:
Figures are as given in the annual report.
[h]Figure was computed:
Decedents' estates disposed figure was computed from filing and pending figures.
[i]Data are not complete:
Total civil pending and disposition figures do not include data for adoption and mental health cases. Filings include data for all categories.
Grand total pending and disposition figures do not include data for adoption, mental competency, or juvenile cases. Filings include data for all categories.
[l]Special source or revision in data:
Beginning pending figure for decedents' estates was obtained from Oregon's 1976 annual report.

Source: Office of the State Court Administrator, 23rd, 24th Annual Report Relating to Judicial Administration in the Courts of Oregon, 1976, 1977 (Salem, Oregon). Statistics are from the annual reports except that totals have been computed where necessary.

OREGON JUSTICE COURT[1]
Court of limited jurisdiction
44 courts, 44 judges
January 1, 1977 to December 31, 1977

	Beginning pending	Filed	Disposed	End pending
Civil[d]:				
Law:				
Civil	420[hi]	800[i]	821[i]	498[i]
Small claims	1,017[hi]	2,592[i]	2,439[i]	1,170[i]
Total civil	1,437[hi]	3,491[i]	3,260[i]	1,668[i]
Criminal[d]:				
Misdemeanor:				
Offenses	876[hi]	6,087[i]	5,830[i]	1,133[i]
Total criminal	876[hi]	6,087[i]	5,830[i]	1,133[i]
Traffic:				
Total traffic	9,645[hi]	113,569[i]	109,337[i]	13,877[i]
Grand total[i]	11,958[hi]	123,147[i]	118,427[i]	16,678[i]

Boldface headings indicate the classifications used by the NCSP.

[d]Case definition or unit of count:
A civil case is counted with the filing of a petition or complaint.
The criminal case unit of count is the case number assigned at arraignment.
[h]Figures were computed:
Beginning pending figures were computed from filing, disposition, and end pending data.
[i]Data are not complete:
Only 26 justice courts, out of a total of 44 courts, reported data for 1977.

Source: Office of the State Court Administrator, 24th Annual Report Relating to Judicial Administration in the Courts of Oregon, 1977 (Salem, Oregon). Statistics are from the annual report except that totals have been computed where necessary.

OREGON MUNICIPAL COURT[1]
Court of limited jurisdiction
170 courts[i], 170 judges
January 1, 1977 to December 31, 1977

	Beginning pending	Filed	Disposed	End pending
Criminal[d]:				
Ordinance violations:				
Other cases	4,507[hi]	18,235[i]	17,487[i]	5,255[i]
Total criminal	4,507[hi]	18,235[i]	17,487[i]	5,255[i]
Traffic:				
Other traffic violation:				
Major traffic offenses	5,139[hi]	11,452[i]	11,202[i]	5,389[i]
Micor traffic offenses	24,634[hi]	132,906[i]	130,036[i]	27,504[i]
Total	29,773[hi]	144,358[i]	141,238[i]	32,893[i]
Total traffic	29,773[hi]	144,358[i]	141,238[i]	32,893[i]
Grand total[i]	34,280[hi]	162,593[i]	158,725[i]	38,148[i]

Trial[d]

Criminal	3,776
Traffic:	
Major traffic offenses	4,216
Minor traffic offenses	17,439
Total	21,655
Total	25,431

Boldface headings indicate the classifications used by the NCSP.

[d]Case definition or unit of count:
The criminal case unit of count is the case number assigned at arraignment.
A jury trial is counted when the jury is sworn.
A non-jury trial is counted when the first witness is sworn.
[h]Figure was computed:
Beginning pending figures were computed from filing, disposition, and end pending data.
[i]Data are not complete:
Only 94 Municipal Courts, out of a total of 170 courts, reported data for 1977.

Source: Office of the State Court Administrator, 24th Annual Report Relating to Judicial Administration in the Courts of Oregon, 1977 (Salem, Oregon). Statistics are from the annual report except that totals have been computed where necessary.

PENNSYLVANIA COURT SYSTEM, 1977

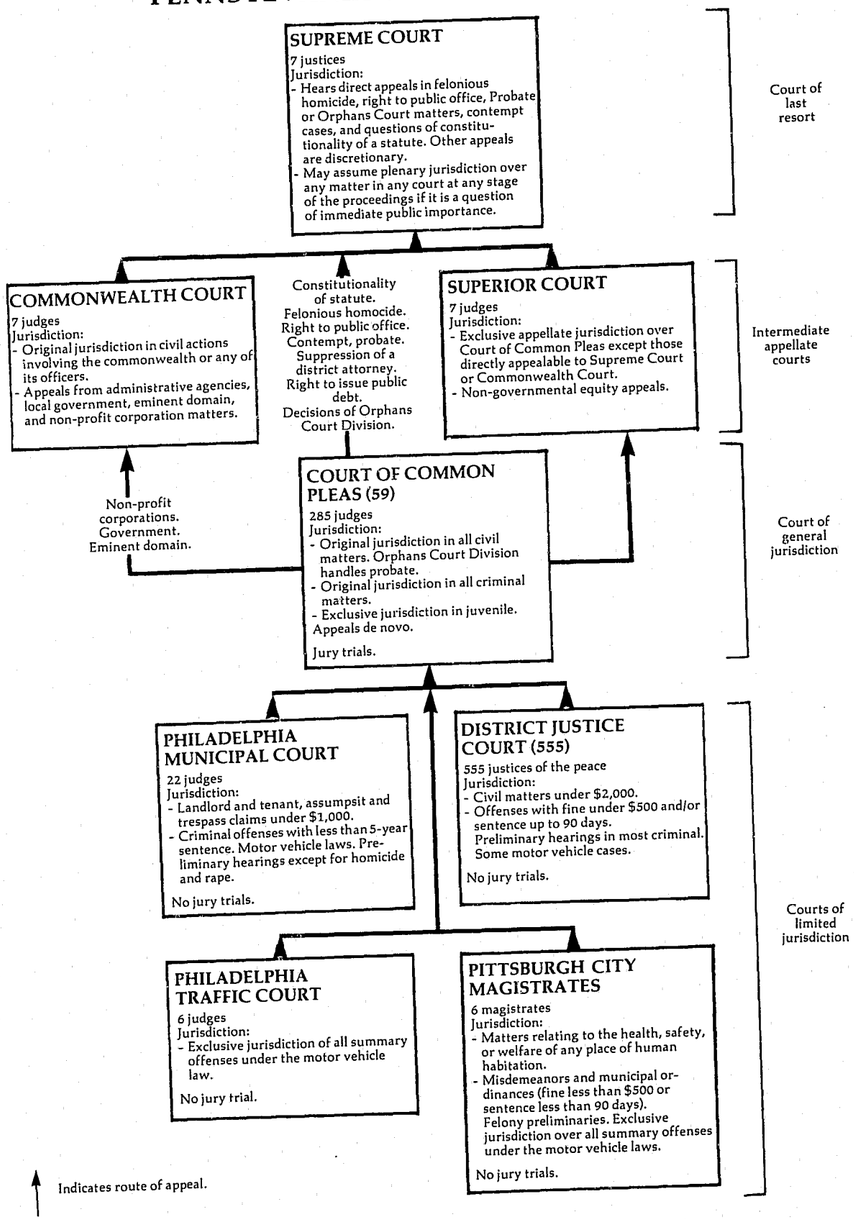

Preceding page blank

PENNSYLVANIA SUPREME COURT
Court of last resort
7 justices
January 1, 1977 to December 31, 1977

	Beginning pending	Filed	Disposed	End pending
Cases:				
Appeals	N/A	705(118)[e]	N/A	N/A
Total appeals	N/A	705(118)[e]	N/A	N/A
Other cases:				
Original proceedings				
Requests to appeal:				
Petitions for allocatur	N/A	844	N/A(118)[e]	N/A
Total other cases	N/A	844	N/A(118)[e]	N/A
Total cases	N/A	1,549(118)[e]	N/A(118)[e]	N/A
Other proceedings:				
Other matters:				
Miscellaneous petitions	N/A	1,090	N/A	N/A
Total other proceedings	N/A	1,090	N/A	N/A

Manner of disposition

Written opinions filed 473

Boldface headings indicate the classifications used by the NCSP.
Blank space = Not enough information is known. The case category may or may not be handled by the court.
N/A = This case type is handled by the court, but the data are unavailable.

[e]Cases not included in the total to avoid double counting:
Petitions for allocatur that have been granted are not counted as disposed until the appeal is disposed; a filing is not counted for the resulting appeal. These granted petitions for allocatur are the numbers appearing in parentheses.

Source: Administrative Office of the Pennsylvania Courts, 1977 Annual Report (Philadelphia, Pennsylvania). Statistics are from the annual report except that totals have been computed where necessary.

PENNSYLVANIA SUPERIOR COURT
Intermediate appellate court
7 judges
January 1, 1977 to December 31, 1977

	Beginning pending	Filed	Disposed	End pending
Cases:				
Appeals	N/A	3,700	N/A	N/A
Total appeals	N/A	3,700	N/A	N/A
Other cases:				
Original proceedings				
Requests to appeal				
Total other cases				
Total cases	N/A	3,700	N/A	N/A
Other proceedings:				
Other matters:				
Miscellaneous petitions	N/A	5,682	N/A	N/A
Total other proceedings	N/A	5,682	N/A	N/A

Manner of disposition

Written opinions filed 1,550

Boldface headings indicate the classifications used by the NCSP.
Blank space = Not enough information is known. The case category may or may not be handled by the court.
N/A = This case type is handled by the court, but the data are unavailable.

Source: Administrative Office of the Pennsylvania Courts, 1977 Annual Report (Philadelphia, Pennsylvania). Statistics are from the annual report except that totals have been computed where necessary.

PENNSYLVANIA COMMONWEALTH COURT[a]
Intermediate appellate court
7 judges
January 1, 1977 to December 31, 1977

	Beginning pending	Filed	Disposed	End pending
Cases:				
Appeals:				
Appeal of trial court case:				
Appeals from Court of Common Pleas	N/A	671	N/A	N/A
Transfers from other courts	N/A	39	N/A	N/A
Appeal of administrative agency case:				
Direct administrative appeals	N/A	1,706	N/A	N/A
Total appeals	N/A	2,416	N/A	N/A
Other cases:				
Original proceedings:				
Original jurisdiction	N/A	248	N/A	N/A
Requests to appeal				
Total other cases	N/A	248	N/A	N/A
Total cases	N/A	2,664	N/A	N/A

Manner of disposition

Written opinions handed down	691
Withdrawn, discontinued	50
Remanded, transferred, or dismissed	14
Dismissed for lack of prosecution	30
Stricken from list	14

Boldface headings indicate the classifications used by the NCSP.
Blank space = Not enough information is known. The case category may or may not be handled by the court.
N/A = This case type is handled by the court, but the data are unavailable.

[a]Court jurisdiction:
The Commonwealth Court only handles cases involving officials or offices of the Commonwealth of Pennsylvania.

Source: Administrative Office of the Pennsylvania Courts, 1977 Annual Report (Philadelphia, Pennsylvania). Statistics are from the annual report except that totals have been computed where necessary.

PENNSYLVANIA COURT OF COMMON PLEAS
Court of general jurisdiction
59 courts, 285 judges
January 1, 1977 to December 31, 1977

	Beginning pending	Filed	Disposed	End pending
Civil[d]:				
Domestic relations:				
Marriage dissolution:				
Divorce	16,091	39,953	40,183	15,861
Support/custody:				
Custody	662	4,915	4,619	958
Adoption	846	7,072	7,054	864
Other domestic relations:				
Domestic relations	6,854	50,855[l]	50,124	7,585
Total	24,453	102,795	101,980	25,268
Estate:				
Probate/wills/intestate:				
Orphans' court audits	1,676	19,375	19,650	1,401
Mental health	228	8,741	8,639	330
Other civil:				
Civil[j]	20,754[l]	21,307	20,987	21,074
Arbitration	16,182	27,988	28,177	15,993
Total	36,936	49,295	49,164	37,067
Total civil	63,293	180,206	179,433	64,066
Criminal[d]:				
Felony/misdemeanor:				
Criminal[j]	23,038	63,045	58,606	23,5118
Appeal:				
Miscellaneous[j]	1,487	9,167	8,528	2,126
Postconviction remedy:				
Postconviction appeals	539	846	743	642
Total criminal	25,064	73,058	67,877	26,2798
Juvenile:				
Total juvenile	4,859	35,614	34,201	6,272
Grand total	93,216[l]	288,878	281,511	96,6178

Trial[d]

	Jury	Non-jury	Total
Civil[m]	1,839	3,336	5,175
Criminal (felony/misdemeanor)	3,127	6,143	9,270
Total	4,966	9,479	14,445

Civil dispositions[m]

Settlement	7,984
Hearing--settled	2,735
Stricken	703
Transferred to arbitration	1,369
Other	3,021

Criminal (felony/misdemeanor) dispositions

Guilty pleas	26,783
Nolle prossed	8,873
ARD (rehabilitation program)	10,553
Rule 1100	441
Disposition in lieu of trial (rehabilitation program)	161
Grand jury dismissals	379
Other	2,146

Boldface headings indicate the classifications used by the NCSP.

[d]Case definition or unit of count:
A civil case is counted with the filing of a petition or complaint.
The criminal case unit of count is the number of defendants on the information or indictment.
A jury trial is counted if tried to verdict.
A non-jury trial is counted if tried to completion (decision).
[g]Change in pending does not equal the difference between filings and dispositions:
Figures are as given in the annual report.
[j]Explanation of data included in the category:
Civil under other civil includes trespass, assumpsit, equity, and miscellaneous civil cases that are counted when the case is placed at issue as ready for trial.
Criminal under felony/misdemeanor includes felonies, misdemeanors, and trial de novo for appeal.
Miscellaneous appeals include criminal appeals from District Justice Courts and other miscellaneous court actions.
[l]Special source or revision in data:
The number of domestic relations cases filed and the civil beginning pending figures were correctly entered in this profile with the help of the administrative office of the Pennsylvania courts.
[m]Categories for disposition type or trial data:
Civil trial and civil disposition data include only civil cases in the other civil category.

Source: Administrative Office of the Pennsylvania Courts, 1977 Annual Report (Philadelphia, Pennsylvania). Statistics are from the annual report except that totals have been computed where necessary.

PENNSYLVANIA DISTRICT JUSTICE COURT
Court of limited jurisdiction
555 courts, 555 justices of the peace
January 1, 1977 to December 31, 1977

	Beginning pending	Filed	Disposed	End pending
Civil[d]:				
Law:				
Civil complaints	N/A	159,325	154,077	N/A
Total civil	N/A	159,325	154,077	N/A
Criminal[d]:				
Ordinance violation:				
Non-traffic citations	N/A	214,413	183,013	N/A
Preliminary hearing:				
Misdemeanor/felony complaints	N/A	93,869	88,181	N/A
Other criminal:				
Summary complaints	N/A	111,883	88,189	N/A
Total criminal	N/A	420,165	359,383	N/A
Traffic:				
Total traffic	N/A	1,007,724	929,515	N/A
Grand total	N/A	1,587,214	1,442,975	N/A

Non-jury trial[d]

Civil	36,059
Criminal	45,112
Traffic	70,988
Total	152,159

Civil dispositions

Settled at or before trial	31,907
Judgment by default	69,166
Withdrawal of complaint	3,447
Dismissed without prejudice	6,287
Closed--no service	5,855
Other	1,356

Criminal dispositions

	Ordinance violation	Preliminary hearing	Other criminal	Total
Non-jury trial:				
Trial conviction	15,983	--	10,787	26,770
Acquitted	11,663	--	6,679	18,342
Guilty plea	126,308	2,224	45,207	173,739
Substantive defective	1,582	--	334	1,916
Withdrawal of prosecution	14,819	14,556	12,188	41,563
Unable to locate	7,701	--	5,085	12,786
Settled at or before trial	1,843	3,987	6,376	12,206
Bound to court at preliminary hearing	--	31,178	--	31,178
Dismissal at preliminary hearing	--	13,893	--	13,893
Waiver of preliminary hearing	--	17,563	--	17,563
Declared fugitive	--	2,147	--	2,147
Other	3,114	2,633	1,533	7,280

Traffic dispositions

Non-jury trial:	
Acquitted	35,380
Trial conviction	35,608
Guilty plea	749,048
Substantive defect	11,092
Withdrawal of prosecution	44,553
Unable to locate	43,340
Other	10,494

Boldface headings indicate the classifications used by the NCSP.
N/A = This case type is handled by the court, but the data are unavailable.
-- = Not applicable.

[d]Case definitions or unit of count:
A civil case is counted with the filing of a petition or complaint.
The criminal case unit of count is the number of defendants on the information, indictment, or complaint.
A non-jury trial is counted if tried to completion (decision).

Source: Administrative Office of the Pennsylvania Courts, 1977 Annual Report (Philadelphia, Pennsylvania). Statistics are from the annual report except that totals have been computed where necessary.

PHILADELPHIA MUNICIPAL COURT, PENNSYLVANIA
Court of limited jurisdiction
1 court, 22 judges
January 1, 1977 to December 31, 1977

	Beginning pending	Filed	Disposed	End pending
Civil[d]:				
Small claims	5,439	31,744	31,923	5,260
Real property rights:				
Landlord and tenant	1,015	15,989	15,839	1,165
Other civil:				
Code enforcement[j]	3,357	25,141	23,908	4,590
Total civil	9,811	72,874	71,670	11,015
Criminal[d]:				
Misdemeanor:				
Criminal	3,693	31,246	30,707	3,858[g]
Private complaints[j]	0	9,047	9,047	0
Total	3,693	40,293	39,754	3,858[g]
Preliminary hearing	757	11,447	11,128	1,076
Total criminal	4,450	51,740	50,882	4,934[g]
Grand total	14,261	124,614	122,552	15,949[g]

Non-jury trial[d]

Criminal[m]	4,090

Criminal dispositions[m]

Guilty pleas	2,008
Nolle prossed	13,688
ARD (rehabilitation program)	10,812

Boldface headings indicate the classifications used by the NCSP.

[d]Case definition or unit of count:
A civil case is counted with the filing of a petition or complaint.
The criminal case unit of count is the number of defendants on the information or indictment.
A non-jury trial is counted if tried to completion (decision). There are no jury trials in this court.
[g]Change in pending does not equal the difference between filings and dispositions:
Figures are as given in the annual report.
[j]Explanation of data included in the category:
"Private complaints" are criminal complaints filed by a private citizen; "criminal" complaints are filed by the police.
Code enforcement pertains to violations regarding housing, property, etc.
[l]Special source or revision in the data:
This figure was corrected in the Pennsylvania 1978 Annual Report.
[m]Categories for disposition type or trial data:
Criminal trials and criminal disposition types are only for the criminal category listed as misdemeanor cases.

Source: Administrative Office of the Pennsylvania Courts, 1977 Annual Report (Philadelphia, Pennsylvania). Statistics are from the annual report except that totals have been computed where necessary.

PITTSBURGH CITY MAGISTRATES COURT, PENNSYLVANIA
Court of limited jurisdiction
1 court, 6 magistrates
January 1, 1977 to December 31, 1977

	Beginning pending	Filed	Disposed	End pending
Criminal[d]:				
Preliminary hearing:				
Misdemeanor/felony complaints	N/A	13,331	N/A	N/A
Other criminal:				
Summary complaints	N/A	12,637	N/A	N/A
Total criminal	N/A	25,968	N/A	N/A
Traffic:				
Total traffic	N/A	423,571	N/A	N/A
Grand total	N/A	449,539	N/A	N/A

Boldface headings indicate the classifications used by the NCSP.
N/A = This case type is handled by the court, but the data are unavailable.

[d]Case definition or unit of count:
The criminal case unit of count is the number of defendants on the information, indictment, or complaint.

Source: Administrative Office of the Pennsylvania Courts, 1977 Annual Report (Philadelphia, Pennsylvania). Statistics are from the annual report except that totals have been computed where necessary.

PHILADELPHIA TRAFFIC COURT, PENNSYLVANIA
Court of limited jurisdiction
1 court, 6 judges
January 1, 1977 to December 31, 1977

	Beginning pending	Filed	Disposed	End pending
Traffic[d]:				
Total traffic	N/A	1,230,642	1,730,333	N/A
Grand total	N/A	1,230,642	1,730,333	N/A

Boldface headings indicate the classifications used by the NCSP.
N/A = This case type is handled by the court, but the data are unavailable.

[d]Case definition or unit of count:
The traffic case unit of count is the number of defendants on the information, indictment, or complaint.

Source: Administrative Office of the Pennsylvania Courts, 1977 Annual Report (Philadelphia, Pennsylvania). Statistics are from the annual report except that totals have been computed where necessary.

PUERTO RICO COURT SYSTEM, 1977

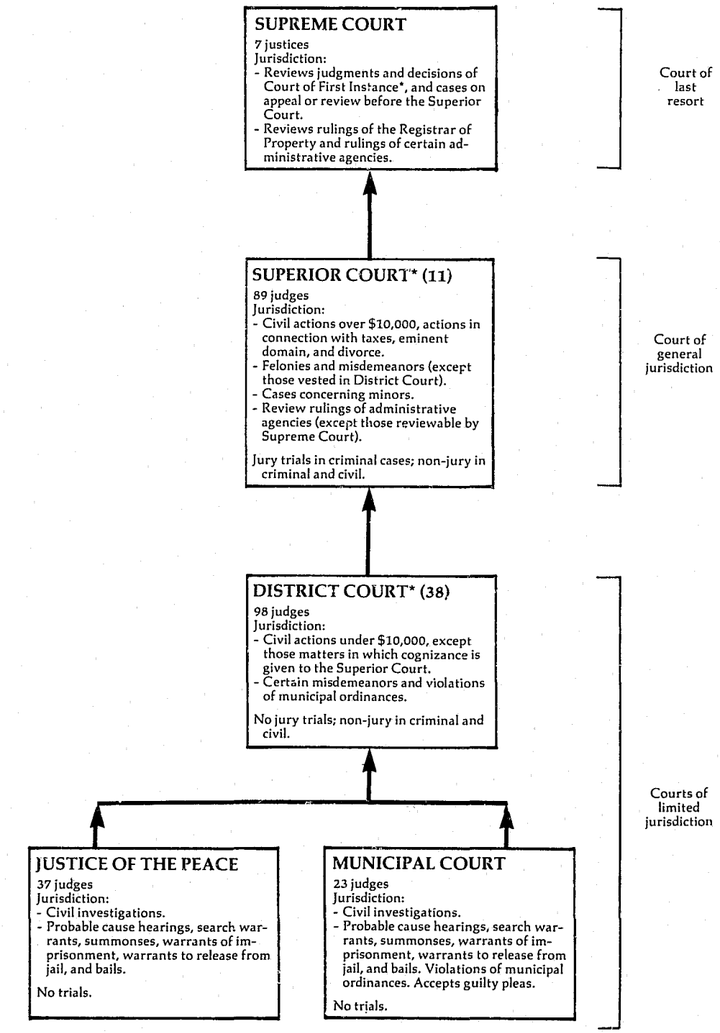

↑ Indicates route of appeal.
*The Court of First Instance consists of two divisions: the Superior Court and the District Court.

Preceding page blank

PUERTO RICO SUPREME COURT
Court of last resort
7 justices
July 1, 1976 to June 30, 1977

Cases:	Beginning pending	Filed[j]	Disposed	End pending
Appeals:				
Civil	18[f]	51	53	16
Criminal	155	230	233	152
Appeal of administrative agency case:				
Industrial Commission	6[f]	43	47	2
Governmental	2	8	8	2
Labor Relations Board	5	16	14	7
Board of Electors	1	11	11	1
Total	14[f]	78	80	12
Total appeals	187	359	366	180
Other cases:				
Original proceedings:				
Original jurisdiction:				
Habeas corpus	2	9	11	0
Mandamus	1	11	11	1
Quo warranto	4	0	0	4
Writ of prohibition	0	2	2	0
Dissolution of corporation	5	0	0	5
Total	12	22	24	10
Disciplinary matter:				
Professional conduct (against lawyer)	14	3	3	14
Bringing of charge (against judge)	0	2	0	2
Total	14	5	3	16
Advisory opinion cases:				
Certifications	0	1	1	0
Total	26	28	28	26
Requests to appeal:				
Certiorari	72[f]	415	424	63
Civil reviews	165[f]	446	491	120
Total	237	861	915	183
Total other cases	263	889	943	210
Total cases	450	1,248	1,309	389

Manner of disposition[m]

	Appeals				Original Proceedings		Requests to appeal	
	Civil	Criminal	Agency	Total	Disciplinary matter	Advisory opinion		Total
Opinion	6	11	10	27	0	1	48	76
Per curiam	2	18	2	22	3	0	15	40

Status of pending cases 6/30/77

	Submitted	Cases in process to be resolved
Appeals:		
Civil	4	11
Criminal	27	125
Agency	3	9
Total	34	145
Original proceedings:		
Original jurisdiction	0	10
Disciplinary matter	0	17
Advisory opinion	0	0
Total	0	27
Requests to appeal	23	160
Total cases	57	332

Disposition of cases

	Appeals				Original proceedings			Requests to appeal		
	Civil	Criminal	Agency	Total	Original jurisdiction	Disciplinary matter	Advisory opinion	Certiorari	Civil review	Total
Affirmed	15	136	16	167	--	--	--	17	23	207
Reversed	3	24	21	48	--	--	--	78	71	197
Modified	0	9	2	11	--	--	--	19	54	84
Dismissed	29	44	2	75	2	0	0	3	8	88
Writ denied	0	0	33	33	20	--	--	293	319	665
Other	6	20	6	32	2	3	1	14	16	66
Total	53	233	80	366	24	3	1	424	491	1,309

Boldface headings indicate the classifications used by the NCSP.

[f]Beginning pending figure for the 1977 court year does not equal the end pending figure for the 1976 court year: Data are as given in the annual report.
[j]Explanation of data included in the category: Filed figures include new filings and restored cases.
[m]Disposition type or trial data: In addition to the 76 signed and 40 per curiam opinions, there were 25 dissenting and 13 concurring opinions.

Source: Office of Court Administration, Annual Report 1976-1977 (Hato Rey, Puerto Rico: 1978). Statistics are from the annual report except that totals have been computed where necessary.

PUERTO RICO SUPERIOR COURT
Court of general jurisdiction
11 districts, 89 judges
July 1, 1976 to June 30, 1977

	Beginning pending	Filed[j]	Disposed	End pending
Civil[d]:				
Law:				
Debt collections	2,846[f]	2,269	2,472	2,643
Wages	294[f]	140	149	285
Total	3,140[f]	2,409	2,621	2,928
Tort	8,436[f]	3,677	4,290	7,823
Contract:				
Contract executions	23	8	15	16
Contract ratification	1	4	2	3
Note cancellation	128[f]	202	182	148
Specific performance to contract	167[f]	46	92	121
Contract cancellations	61[f]	49	49	61
Action of nullification	140[f]	50	63	127
Affidavits revision	0	0	0	0
Total	520[f]	359	403	476
Real property rights:				
Property	4,273[f]	6,326	5,383	5,216
Transfer of farm title	3	5	2	6
Claim of rights	309[f]	508	497	410
Expropriation	3,169[f]	522	1,225	2,466
Total	7,754[f]	7,451	7,107	8,098
Domestic relations:				
Marriage dissolution:				
Divorce	9,239[f]	20,944	20,670	9,513
Other domestic relations	4,370[f]	6,870	6,226	5,014
Total	13,609[f]	27,814	26,896	14,527
Appeal:				
Appeal of administrative agency case:				
Taxes	224[f]	230	251	203
Dissolution of corporation or firm	17[f]	5	6	16
Total	241[f]	235	257	219
Appeal of trial court case:	(j)	(j)	(j)	(j)
Appeals	241[f]	235	257	219
Total	1,087[f]	1,784	1,552	1,319
Extraordinary writ				3,189
Other civil:	3,453[f]	8,645	8,909	2,505
Other special proceedings[j]	3,480[f]	32,012	32,987	8
License to bear arms	24[f]	17	33	2,075
Disability	2,079[f]	1,316	1,320	7,777
Other actions[j]	9,036[f]	41,990	43,249	
Total				43,167
Total civil	43,823[f]	85,719	86,375	
Criminal[d]:				
Felony	12,989[f]	12,209	14,365	10,833
Misdemeanor	7,526[f]	10,400	9,744	8,182
Preliminary hearing	419	899	893	425
Appeal	(j)	(j)	(j)	(j)
Total criminal	20,934[f]	23,508	25,002	19,440
Juvenile[d]:				
Criminal-type offense:	1,449[f]	5,647	5,607	1,489
Charges				
Total juvenile	1,449[f]	5,647	5,607	1,489
Grand total	66,206	114,874	116,984	64,096

Trial[d]

	Jury	Non-jury	Total
Civil:			
Law	--	372	372
Tort	--	619	619
Contract	--	80	80
Real property rights	--	842	842
Domestic relations:			
Marriage dissolution	--	3,023	3,023
Other domestic relations	--	628	628
Total	--	3,651	3,651
Appeal:			
Appeal of administrative agency case	--	80	80
Appeal of trial court case	--	(m)	(m)
Total	--	80[m]	80[m]
Extraordinary writs	--	380	380
Other civil	--	945	945
Total	--	6,969	6,969
Criminal:			
Felony	502	2,400	2,902
Misdemeanor	58	2,240	2,298
Total	560	4,640	5,200
Grand total	560	11,609	12,169

Civil dispositions

	Settled	Dismissed	Transfers	Uncontested	Other[m]
Law	405	1,211	65	91	477
Tort	1,434	1,957	162	58	60
Contract	40	148	17	36	82
Real property rights	1,052	2,602	64	1,718	829
Domestic relations:					
Marriage dissolution	19	6,393	299	4,387	6,549
Other domestic relations	459	2,018	972	2,070	79
Total	478	8,411	1,271	6,457	6,628
Appeal:					
Appeal of administrative agency case	21	76	1	74	5
Appeal of trial court case	(m)	(m)	(m)	(m)	(m)
Total	21[m]	76[m]	1[m]	74[m]	5[m]
Extraordinary writs	108	753	38	256	17
Other civil	931	4,193	190	36,832	158
Total civil	4,469	19,351	1,808	45,522	8,256

(continued on next page)

Criminal dispositions

	Felony	Misdemeanor	Preliminary hearing	Total
Jury trial:				
Convicted	276	26	--	302
Acquitted	226	32	--	258
Non-jury trial:				
Convicted	1,017	815	--	1,832
Acquitted	1,383	1,425	--	2,808
Guilty plea	6,241	3,966	--	10,207
Total conviction	7,534	4,807	--	12,341
Dismissed	5,107	3,161	--	8,268
Transferred	113	131	--	244
Probable cause found	--	--	302	302
No probable cause found	--	--	361	361
Other	2	188	230	420

Age of cases at disposition: **Time interval (months)**

	less than 3 months	3-6 months	6-9 months	9-12 months	12-18 months	18-24 months	24 months and over
Civil	50,747	1,067	322	147	91	61	56

	less than 1 month	1-2 months	2-3 months	3-4 months	4-5 months	5-6 months	6-9 months	9-12 months	12-15 months	15-18 months	18-21 months	21-24 months	24 months and over
Criminal	345	528	700	642	462	477	861	455	294	136	74	63	163

	less than 1 month	1-2 months	2-3 months	3-4 months	4-5 months	5-6 months	6-7 months	7-10 months	10-13 months	13-19 months	19-25 months	25 months and over
Juvenile	331	1,539	1,086	325	221	73	64	66	33	36	26	72

Age of pending cases

	6 months and under	6 months to 1 year	1-2 years	2-3 years	3-4 years	4-5 years	5-6 years	6-7 years	7 years and over
Civil	18,776	7,553	6,904	3,407	2,464	1,473	957	576	1,057
Criminal	6,652	2,712	2,558	2,214	1,643	1,032	798	592	814

Boldface headings indicate the classifications used by the NCSP.
-- = Not applicable.

[d]Case definition or unit of count:
A civil case is counted with the filing of a petition or complaint.
The criminal case unit of count is the number of charges.
The juvenile case unit of count is the number of charges filed.
A trial is counted if tried to verdict or decision.

[f]The beginning pending figure for the 1977 court year does not equal the end pending figure for the 1976 court year:
Figures are as given in the annual report.

[j]Explanation of data included in the category:
Filed figures include original filings, transfers, and reopened cases.
Appeals of trial court cases are included according to the case type. The number of appeals filed in each category was given, but the number of dispositions and pendings could not be separated. There were 223 civil appeals and 306 criminal appeals filed.
Other special proceedings include declaration of heir, confiscation, permission of law, and recovery.
Other actions include declaration of private title, nullity of fraudulent trespass, and supplementary orders issued to impugn the document.

[m]Categories for disposition type or trial data:
Civil non-jury trials are the number of contested cases concluded.
Appeal of trial court case data are included acording to the case type for civil trial and civil disposition data.

Source: Office of Court Administration, Annual Report 1976-1977 (Hato Rey, Puerto Rico: 1978). Statistics are from the annual report except that totals have been computed where necessary.

PUERTO RICO DISTRICT COURT
Court of limited jurisdiction
38 courts, 98 judges
July 1, 1976 to June 30, 1977

	Beginning pending	Filed[j]	Disposed	End pending
Civil[d]:				
Law:				
Debt collections	15,756[f]	31,704	33,011	14,449
Wages	570[f]	901	862	609
Total	16,326[f]	32,605	33,873	15,058
Tort	1,795[f]	1,994	1,989	1,798
Real property rights:				
Property	342[f]	815	585	572
Domestic relations:				
Family relations	536[f]	3,274	3,198	612
Appeal:				
Appeal of administrative agency case:				
Taxes	6[f]	4	7	3
Other civil:				
Special proceedings	1,077[f]	3,148	3,072	1,153
Other	751[f]	1,264	1,309	706
Total	1,828[f]	4,412	4,381	1,859
Total civil	20,831[f]	43,104	44,033	19,902
Criminal[d]:				
Misdemeanor:				
Criminal categories	11,484[f]	46,527	47,066	10,945
Ordinance violation:				
Infractions of municipal ordinances except traffic	147[f]	300	345	102
Preliminary hearing	6,511[f]	15,240	17,163	4,588
Total criminal	18,142[f]	62,067	64,574	15,635
Traffic:				
Total traffic	18,494[f]	71,075	75,397	14,172
Grand total	57,467[f]	176,246	184,004	49,709

Trial[d]

	Jury	Non-jury	Total
Civil:[m]			
Law	--	2,563	2,563
Tort	--	352	352
Real property rights	--	65	65
Domestic relations	--	59	59
Appeal:			
Appeal of administrative agency case	--	2	2
Other civil	--	699	699
Total	--	3,740	3,740
Criminal:			
Misdemeanor	--	10,861	10,861
Ordinance violation	--	41	41
Total	--	10,920	10,920
Traffic	--	6,139	6,139
Grand total	--	20,799	20,799

Civil dispositions

	Settled	Dismissed	Transferred	Uncontested	Other
Law	1,221	18,932	666	3,331	7,160
Tort	469	911	105	78	74
Real property rights	27	306	45	76	66
Domestic relations	10	182	39	2,629	279
Appeal:					
Appeal of administrative agency case	0	3	0	1	1
Other civil	140	1,495	141	1,540	366
Total	1,867	21,829	996	7,655	7,946

Traffic dispositions

Non-jury trial:	
Convicted	2,529
Acquitted	3,610
Guilty plea	50,257
Total conviction	52,786
Dismissed	13,811
Transferred	5,190

Criminal dispositions

	Misdemeanor	Ordinance violation	Preliminary hearing	Total
Non-jury trial:				
Convicted	3,079	7	--	3,086
Acquitted	7,782	34	--	7,816
Guilty plea	15,405	201	--	15,602
Total conviction	18,484	208	--	18,692
Dismissed	19,852	101	912	20,865
Transferred	948	2	--	950
Transferred to Superior Court on misdemeanor	--	--	269	269
Nolle prosequi	--	--	2,616	2,616
Vistas celebradas	--	--	12,031	12,031
Other	--	--	1,335	1,335

(continued on next page)

Boldface headings indicate the classifications used by the NCSP.
-- = Not applicable.

[d]Case definition or unit of count:
A civil case is counted with the filing of a petition or complaint.
The criminal case unit of count is the number of charges.
A trial is counted if triad to verdict or decision.

[f]The beginning pending figure for the 1977 court year does not equal the end pending figure for the 1976 court year.
Figures are as given in the annual report.

[j]Explanation of data included in the category:
Filed figures include original filings, transfers, and reopened cases.

[m]Categories for disposition type or trial data:
Civil non-jury trials are the number of contested civil cases concluded by trial.

Source: Office of Court Administration, Annual Report 1976-1977 (Hato Rey, Puerto Rico: 1978). Statistics are from the annual report except that totals have been computed where necessary, and corrections were made by the administrative office of the court during data verification.

PUERTO RICO JUSTICES OF THE PEACE
Court of limited jurisdiction
37 judges
July 1, 1976 to June 30, 1977

	Beginning pending	Filed	Disposed	End pending
Civil[d]:				
Total civil	N/A	N/A	6,634	N/A
Criminal[d]:				
Preliminary hearing:				
Probable cause	N/A	N/A	66,644[j]	N/A
Total criminal	N/A	N/A	66,644	N/A
Grand total	N/A	N/A	73,278	N/A

Criminal dispositions

No probable cause 21,649
Referred to Superior Court 6,890
Referred to District Court 38,105

Boldface headings indicate the classifications used by the NCSP.
N/A = This case type is handled by the court, but the data are unavailable.

[d]Case definition or unit of count:
A civil case is counted with the filing of a petition or complaint.
The criminal case unit of count is the number of charges.
[j]Explanation of data included in the category:
Probable cause dispositions are determinations for both felony and misdemeanor cases.

Source: Office of Court Administration, Annual Report 1976-1977 (Hato Rey, Puerto Rico: 1978). Statistics are from the annual report except that totals have been computed where necessary.

PUERTO RICO MUNICIPAL COURT
Court of limited jurisdiction
23 judges
July 1, 1976 to June 30, 1977

	Beginning pending	Filed	Disposed	End pending
Civil[d]:				
Total civil	N/A	N/A	3,512	N/A
Criminal[d]:				
Preliminary hearing:				
Probable cause	N/A	N/A	24,242[j]	N/A
Total criminal	N/A	N/A	24,242	N/A
Grand total	N/A	N/A	27,754	N/A

Criminal dispositions

No probable cause 9,020
Referred to Superior Court 1,311
Referred to District Court 13,911

Boldface headings indicate the classifications used by the NCSP.
N/A = This case type is handled by the court, but the data are unavailable.

[d]Case definition or unit of count:
A civil case is counted with the filing of a petition or complaint.
The criminal case unit of count is the number of charges.
[j]Explanation of data included in the category:
Probable cause dispositions are determinations for both felony and misdemeanor cases.

Source: Office of Court Administration, Annual Report 1976-1977 (Hato Rey, Puerto Rico: 1978). Statistics are from the annual report except that totals have been computed where necessary.

RHODE ISLAND COURT SYSTEM, 1977

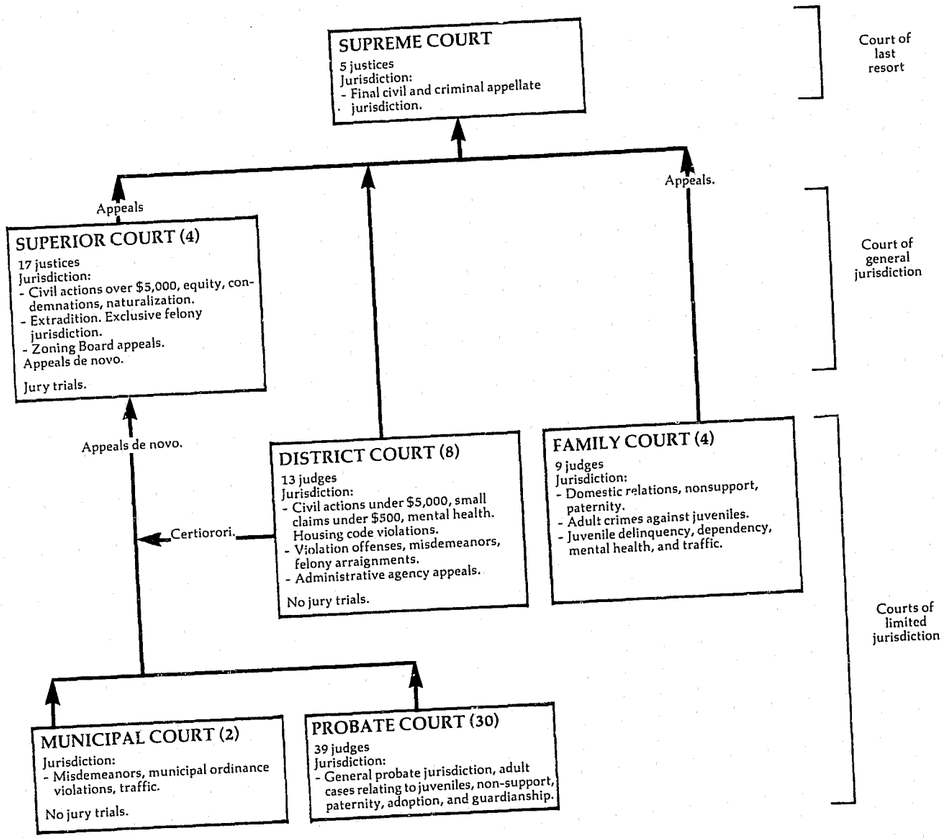

Preceding page blank

RHODE ISLAND SUPREME COURT
Court of last resort
5 justices
October 1, 1976 to September 30, 1977

	Beginning pending	Filed	Disposed	End pending
Cases:				
Appeals:				
Civil:				
Civil	X	175	X	X
Family Court	X	32	X	X
Total	X	207	X	X
Criminal	X	51	X	X
Appeal of administrative agency case:				
Workmen's compensation	X	34	X	X
Total appeals	X	292	X	X
Other cases:				
Original proceedings:				
Original jurisdiction:				
Habeas corpus	X	24	X	X
Miscellaneous petitions	X	12	X	X
Total	X	36	X	X
Disciplinary:				
Bar disciplinary	X	2	2	X
Advisory opinion	X	1	1	X
Total	X	39	X	X
Requests to appeal:				
Certiorari	X	96	X	X
Total other cases	X	135	X	X
Total cases	447	427	353	521
Other proceedings:				
Other matters:				
Arbitrator appointments	0	10	10	0
Petitions on bar exams	0	1	1	0
Total	0	11	11	0
Total other proceedings	0	11	11	0

Manner of disposition

Written opinion	182[m]
Dismissed/withdrawn	90
Order of court	10
Consolidated	13

Boldface headings indicate the classifications used by the NCSP.
X = The data for this case type are known to be included in the total but were not available by category.

[m]Information on dispostion type or trial data:
These 182 opinions were written on 195 cases; 13 cases were consolidated before the opinions were written.

Source: Administrative Office of the Courts, Report on the Judiciary, 1977 (Providence, Rhode Island) and National Center for State Courts, The Appellate Process in the Rhode Island Supreme Court (North Andover, Massachusetts, 1977). Statistics are from the annual report except that totals have been computed where necessary, and additions have been made during verification by the office of the court administrator.

RHODE ISLAND SUPERIOR COURT
Court of general jurisdiction
4 counties, 17 justices
January 1, 1977 to December 31, 1977

	Beginning pending	Filed	Disposed	End pending
Civil[d]:				
Appeals:				
Appeal of trial court case:				
Probate appeals	N/A	61	N/A	N/A
Other civil:				
Civil	N/A	5,511	N/A	N/A
Miscellaneous petitions	N/A	769	N/A	N/A
Total	N/A	6,280	N/A	N/A
Total civil	N/A	6,341	N/A	N/A
Criminal[d]:				
Felony:				
Indictments	N/A	2,267	N/A	N/A
Misdemeanor	N/A	601[h]	N/A	N/A
Appeal	N/A	285[l]	N/A	N/A
Total criminal	N/A	3,153	N/A	N/A
Grand total	N/A	9,494	N/A	N/A

Boldface headings indicate the classifications used by the NCSP.
N/A = This case type is handled by the court but the data are unavailable.

[d]Case definition or unit of count:
A civil case is counted with the filing of a petition or complaint.
The criminal case unit of count is the number of indictments.
[h]Figure was computed:
Misdemeanor filing figure was obtained by subtracting the number of appeals of District Court cases from the total number of cases transferred to the Superior Court from the District Court. These misdemeanor cases are transferred to the Superior Court for jury trial.
[l]Special source or revision in data:
Criminal appeal filing figure was obtained from District Court data.

Source: Administrative Office of the Courts, Report on the Judiciary, 1977 (Providence, Rhode Island). Statistics are from the annual report except that totals have been computed where necessary.

RHODE ISLAND FAMILY COURT
Court of limited jurisdiction
4 counties, 9 judges
January 1, 1977 to December 31, 1977

	Beginning pending	Filed	Disposed	End pending
Civil[d]:				
Domestic relations:				
Marriage dissolution:				
Absolute divorce	N/A	4,825	X	N/A
Support/custody:				
Bed and board	N/A	271	X	N/A
Nonsupport of minor children	N/A	0	N/A	N/A
Total	N/A	271	N/A	N/A
Adoption	N/A	418	N/A	N/A
Other domestic relations:				
Bastardy	N/A	5	N/A	N/A
Termination of parental rights	N/A	133	N/A	N/A
Alleged paternity	N/A	1	N/A	N/A
Other	N/A	13	N/A	N/A
Other dispositions of absolute divorce and bed and board	--	--	261[i]	--
Total	N/A	152	261[i]	N/A
Total	N/A	5,666	3,498[i]	N/A
Other civil:				
Change of name	N/A	1	N/A	N/A
Total civil	N/A	5,667	3,498[i]	N/A
Criminal[d]:				
Other criminal:				
Neglect of children	N/A	0	N/A	N/A
Neglect to send children to school	N/A	1	N/A	N/A
Contributing to delinquency of a minor	N/A	7	N/A	N/A
Battered children (by father)	N/A	0	N/A	N/A
Total	N/A	8	N/A	N/A
Total criminal	N/A	8	N/A	N/A
Traffic:				
Other traffic violation:				
Juvenile motor vehicle	N/A	828	N/A	N/A
Total traffic	N/A	828	N/A	N/A
Juvenile:				
Criminal-type offense:				
Wayward/delinquent	N/A	4,464	N/A	N/A
Non-offense:				
Dependency and neglect	N/A	180	N/A	N/A
Diverted to Youth Diversionary Unit	N/A	940	N/A	N/A
Battered/abused children	N/A	74	N/A	N/A
Total	N/A	1,194	N/A	N/A
Other juvenile:				
Child marriages	N/A	59	N/A	N/A
Other	N/A	44	N/A	N/A
Total	N/A	103	N/A	N/A
Total juvenile	N/A	5,761	N/A	N/A
Grand total	N/A	12,264	3,498[i]	N/A

Boldface headings indicate the classifications used by the NCSP.
N/A = This case type is handled by the court, but the data are unavailable.
X = The data for this case type are known to be included in the total but were not available by category.
-- = Not applicable.

[d]Case definition or unit of count:
A civil case is counted with the filing of a petition or complaint.
The criminal case unit of count is the number of indictments or complaints.
[i]Data are not complete:
Total domestic relations, total civil, and grand total disposed figures do not include all the reported case categories. Dispositions were reported for the categories of absolute divorce and bed and board only.

Source: Administrative Office of the Courts, Report on the Judiciary, 1977 (Providence, Rhode Island). Statistics are from the annual report except that totals have been computed where necessary.

RHODE ISLAND DISTRICT COURT
Court of limited jurisdiction
8 divisions, 13 judges
January 1, 1977 to December 31, 1977

	Beginning pending	Filed	Disposed	End pending
Civil[d]:				
Law:				
Regular civil	N/A	22,430	16,970[j]	N/A
Small claims	N/A	6,058	4,275[j]	N/A
Total civil	N/A	28,488	21,245	N/A
Criminal[d]:				
Misdemeanor[j]	N/A	23,211[j]	25,881[j]	N/A
Preliminary hearing:				
Felony	N/A	6,907	8,339	N/A
Total criminal	N/A	30,118	34,220	N/A
Traffic:[j]				
Total traffic[j]	N/A	(j)	(j)	N/A
Grand total	N/A	58,606	55,465	N/A

Non-jury trial[d]		Civil dispositions		
		Law	Small claims	Total
Civil (Law) 2,999	Hearing judgments	--	547	547
Criminal 12,404[m]	Defaults and stipulations	13,971	3,728	17,699
Total 15,403				

Boldface headings indicate the classifications used by the NCSP.
N/A = This case type is handled by the court but the data are unavailable.
-- = Not applicable.

[d]Case definition or unit of count:
A civil case is counted with the filing of a petition or complaint.
The criminal case unit of count is the number of indictments or complaints.
A non-jury trial is counted at the point when an opening statement or the introduction of any evidence occurs. Criminal trials include changed pleas.

[j]Explanation of data included in the category:
Civil law disposition figure was assumed to be the sum of trials and judgments after default.
Small claims disposed were assumed to be the sum of small claims hearings, defaults, and settlements.
Traffic cases not handled by the Administrative Adjudication Division of the Department of Transportation are included with the misdemeanor data.

[m]Information on disposition type on trial data:
The number of criminal trials includes cases disposed after a changed plea.

Source: Administrative Office of the Courts, Report on the Judiciary, 1977 (Providence, Rhode Island). Statistics are from the annual report except that totals have been computed where necessary.

RHODE ISLAND MUNICIPAL COURT
Court of limited jurisdiction
2 courts
January 1, 1977 to December 31, 1977

There were no data available for cases handled in the Municipal Court for 1977. The Municipal Courts are local courts operated independently by two cities.

RHODE ISLAND PROBATE COURT
Court of limited jurisdiction
39 courts, 39 judges
January 1, 1977 to December 31, 1977

There were no data available for cases handled in the Probate Court for 1977. The Probate Court function is handled by independent probate judges chosen and paid by each of the 39 cities and towns.

SOUTH CAROLINA COURT SYSTEM, 1977

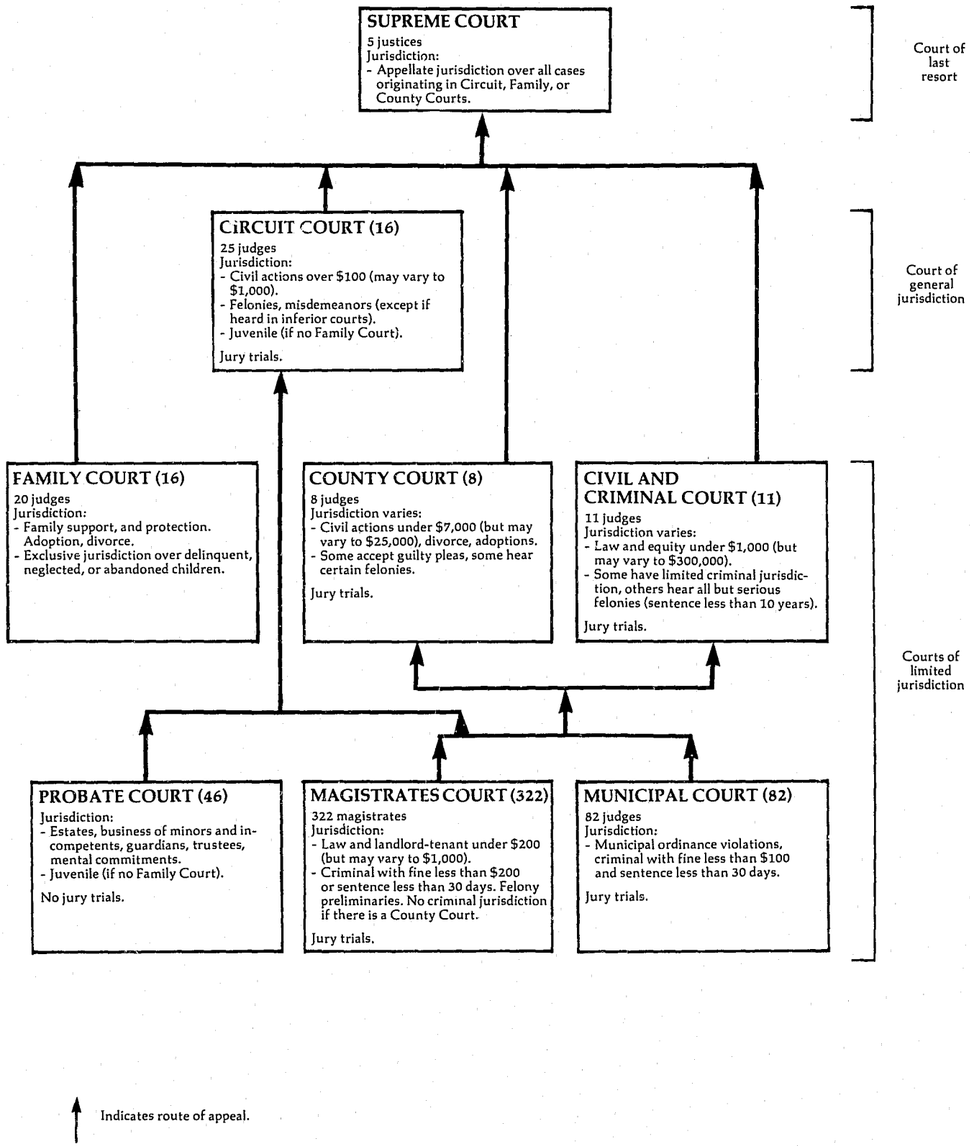

Preceding page blank

SOUTH CAROLINA SUPREME COURT
Court of last resort
5 justices
January 1, 1977 to December 31, 1977

Cases:	Beginning pending	Filed	Disposed	End pending
Appeals:				
Civil[1]	146	278	189	235
Criminal[1]	41	173	192	22
Postconviction remedy:				
Postconviction	4	22	19	7
Total appeals	191	473	400	264
Other cases:				
Original proceedings:				
Original jurisdiction:				
Original proceedings	0	3	3	0
Habeas corpus	0	0	0	0
Total	0	3	3	0
Disciplinary matter	2	11	13	0
Total	2	14	16	0
Requests to appeal				
Total other cases	2	14	16	0
Total cases	193	487	416	264
Other proceedings:				
Rehearing requests	0	42	42	0
Total other proceedings	0	42	42	0

Manner of disposition		Disposition of appeals	
Written opinion	186	Affirmed	256
Per curiam	55	Reversed	23
Memorandum	147	Reversed and remanded	48
Dismissal/withdrawal	28	Affirmed and remanded	3
		Remanded	4
		Other	82

Boldface headings indicate the classifications used by the NCSP.
Blank space = Not enough information is known. The case category may or may not be handled by the court.

[1]Explanation of data included in the category:
Civil appeals include regular and Rule 29 appeals.
Criminal appeals include regular and "no merit" appeals.

Source: Unpublished data provided by the clerk of the Supreme Court. Statistics are from the unpublished data except that totals have been computed where necessary.

SOUTH CAROLINA CIRCUIT COURT
Court of general jurisdiction
16 circuits, 25 judges
January 1, 1977 to December 31, 1977

	Beginning pending	Filed	Disposed	End pending
Civil[d]:				
Total civil	15,813[f]	29,259	28,905	16,167
Criminal[d]:				
Felony/misdemeanor:				
Criminal[j]	8,618[f]	30,829	29,670[l]	9,777[l]
Total criminal[j]	8,618[f]	30,829	29,670[l]	9,777[l]
Grand total[j]	24,431[f]	60,088	58,575	25,944

Trial[d]	Civil dispositions		Criminal dispositions	
Civil 890	Settlement	1,728	Transfer to other court	470[l]
	Voluntary dismissal	6,983		
	Involuntary dismissal/nonsuit	1,318		
	Default	5,150		
	Transfer to other court	2,614		
	Final order	6,708		
	Other disposition	3,514		

Boldface headings indicate the classifications used by the NCSP.

[d]Case definition or unit of count:
A civil case is counted with the filing of a petition or complaint.
The criminal case unit of count is the number of indictments.
A trial is counted if the case is concluded by trial, and judgment on the verdict has been rendered and filed.
[f]Beginning pending figure for the 1977 court year does not equal the end pending figure for the 1976 court year:
Figures are as given in the unpublished data.
[j]Explanation of data included in the category:
Criminal data for felony/misdemeanor, total criminal, and grand total include criminal cases handled in the County Court and the Civil and Criminal Court.
[l]Special source or revision in data:
Corrected criminal disposition and end pending figures were supplied by the court administration office during the data verification process.

Source: Unpublished data provided by the South Carolina Court Administration Office and South Carolina office of the Attorney General. Statistics are from unpublished data except that totals have been computed where necessary, and corrections were made by the court administration office during the process of data verification.

SOUTH CAROLINA COUNTY COURT AND CIVIL AND CRIMINAL COURT
Court of limited jurisdiction
8 counties, 8 judges; 11 courts, 11 judges
January 1, 1977 to December 31, 1977

	Beginning pending	Filed	Disposed	End pending
Civil[d]:				
Total civil	14,790[f]	14,586	20,711	8,665
Criminal[d]:				
Total criminal	(k)	(k)	(k)	(k)
Grand total	14,790[fi]	14,586[i]	20,711[i]	8,665[i]

Trial[d]	Civil dispositions	
Civil 515	Settlement	1,067
	Voluntary dismissal	2,453
	Involuntary dismissal/nonsuit	1,094
	Default	4,971
	Transfer to other court	4,472
	Final order	3,129
	Other disposition	3,010

Boldface headings indicate the classifications used by the NCSP.

[d]Case definition or unit of count:
A civil case is counted with the filing of a petition or complaint.
The criminal case unit of count is the number of indictments.
A trial is counted if the case is concluded by trial, and judgment on the verdict has been rendered and filed.
[f]Beginning pending figure for the 1977 court year does not equal the end pending figure for the 1976 court year:
Figures are as given in the unpublished data.
[i]Data are not complete:
Grand total figures do not include criminal data.
These data are included in the criminal section of the Circuit Court data chart.

Source: Unpublished data provided by the South Carolina Court Administration Office. Statistics are from the unpublished data except that totals have been computed where necessary.

SOUTH CAROLINA FAMILY COURT
Court of limited jurisdiction
16 courts, 20 judges
January 1, 1977 to December 31, 1977

	Beginning pending	Filed	Disposed	End pending
Civil[d]:				
Domestic relations:				
Marriage dissolution:				
Divorce	X	X	11,084	X
Legal separation	X	X	877	X
Annulment	X	X	231	X
Total	X	X	12,192	X
Support/custody:				
Custody	X	X	2,586	X
Support	X	X	7,210	X
Visitation	X	X	775	X
Total	X	X	10,571	X
Adoption	X	X	1,199	X
Other domestic relations:				
All other categories	X	X	11,590	X
Total	14,223[f]	38,746	35,552	17,417
Total civil	14,223[f]	38,746	35,552	17,417
Traffic:				
Other traffic violation:				
Juvenile--traffic law violation	X	X	1,705	X
Total traffic	X	X	1,705	X
Juvenile:				
Criminal-type offense:				
Delinquency	X	X	2,983	X
Felony	X	X	3,552	X
Misdemeanor	X	X	3,547	X
Drug law	X	X	432	X
Total	X	X	10,514	X
Other juvenile:				
Mental commitment of minor	X	X	39	X
Habeas corpus	X	X	6	X
Other	X	X	3,737	X
Total	X	X	3,782	X
Total juvenile	X	X	14,296	X
Grand total	17,502[f]	54,272	51,553	20,221

Boldface headings indicate the classifications used by the NCSP.
X = The data for this case type are known to be included in the total but were not available by category.

[d]Case definition or unit of count:
A civil case is counted with the filing of a petition or complaint.
[f]Beginning pending figure for the 1977 court year does not equal the end pending figure for the 1976 court year:
Figures are as given in the unpublished data.

Source: Unpublished data provided by the South Carolina Court Administration Office. Statistics are from the unpublished data except that totals have been computed where necessary.

SOUTH CAROLINA MAGISTRATE COURT
Court of limited jurisdiction
322 courts, 322 magistrates
January 1, 1977 to December 31, 1977

	Beginning pending	Filed	Disposed	End pending
Civil[d]:				
Law:				
Civil	N/A	105,856	95,320	N/A
Total civil	N/A	105,856	95,320	N/A
Criminal[d]:				
Misdemeanor:				
Non-traffic	N/A	60,314	X	N/A
Preliminary hearing	N/A	15,912	16,032	N/A
Total criminal	N/A	76,226	X	N/A
Traffic:				
DWI/DUI:				
Driving under the influence	N/A	12,075	X	N/A
Other traffic violation:				
Other	N/A	387,593	X	N/A
Total traffic	N/A	399,668	X	N/A
Grand total	N/A	581,750	568,690	N/A

Trial[d]

	Jury	Non-jury	Total
Civil	374	94,946	95,320
Criminal and traffic	2,372	454,966	457,338
Total	2,746	549,912	552,658

Criminal dispositions (preliminary hearing)

Bound over	11,823
Discharged	4,209

Boldface headings indicate the classifications used by the NCSP.
N/A = This case type is handled by the court, but the data are unavailable.
X = The data for this case type are known to be included in the total but were not available by category.

[d]Case definition or unit of count:
A civil case is counted with the filing of a petition or complaint.
The criminal case unit of count is the number of indictments.
A jury trial is counced if the case is concluded by jury, and judgment on the verdict has been rendered and filed. All cases not concluded by jury trial are considered non-jury trials.

Source: Unpublished data provided by the South Carolina Court Administration Office. Statistics are from the unpublished data except that totals have been computed where necessary.

SOUTH CAROLINA PROBATE COURT
Court of limited jurisdiction
46 courts
January 1, 1977 to December 31, 1977

There were no data available for cases handled in the Probate Court for 1977.

SOUTH CAROLINA MUNICIPAL COURT
Court of limited jurisdiction
82 courts, 82 judges
January 1, 1977 to December 31, 1977

There were no data available for cases handled in the Municipal Court for 1977.

SOUTH DAKOTA COURT SYSTEM, 1977

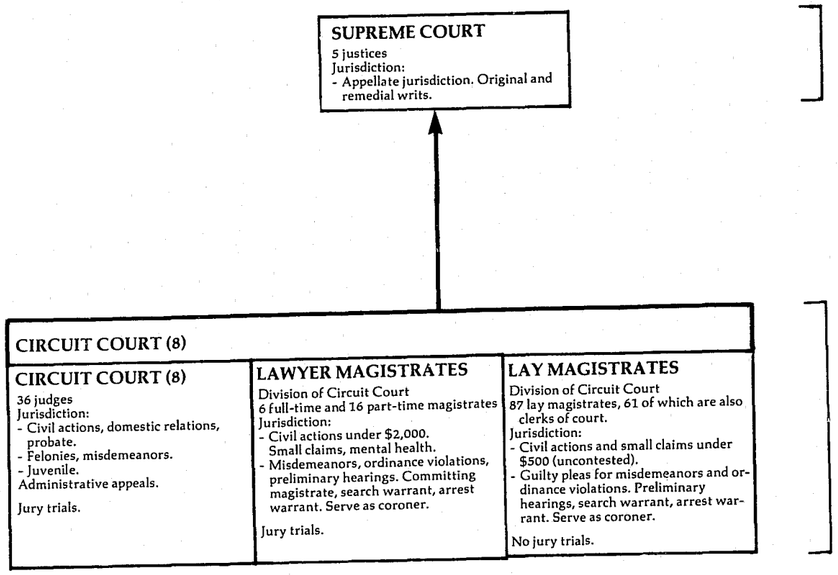

↑ Indicates route of appeal.

Preceding page blank

SOUTH DAKOTA SUPREME COURT
Court of last resort
5 justices
January 1, 1977 to December 31, 1977

	Beginning pending	Filed	Disposed	End pending
Cases:				
Appeals:				
Total appeals	270[l]	257[k](2)[e]	222	307[h]
Other cases:				
Original proceedings:				
Original jurisdiction:				
Habeas corpus	N/A	X	3	N/A
Mandamus	N/A	X	0	N/A
Prohibition	N/A	X	2	N/A
Bail	N/A	X	0	N/A
Writs	N/A	X	0	N/A
Certificate of probable cause	N/A	X	2	N/A
Execution stay	N/A	X	0	N/A
Total	N/A	X	7	N/A
Disciplinary:				
Attorney suspension/disbarment	N/A	X	1	N/A
Certiorari	N/A	X	1	N/A
Total	N/A	X	2	N/A
Total	N/A	15	9	N/A
Requests to appeal:				
Petition for allowance of appeal	N/A	16	15 (2)[e]	N/A
Total other cases	N/A	31	24 (2)[e]	N/A
Total cases	270[l]	288 (2)[e]	246 (2)[e]	307[l]
Other proceedings:				
Rehearing requests	3[l]	22	23	2[h]
Total other proceedings	3[l]	22	23	2[h]

Manner of disposition		Disposition of appeals	
Opinion	99[m]	Remanded	0
		Orders dismissing appeals	92[m]

Boldface headings indicate the classifications used by the NCSP.
N/A = This case type is handled by the court, but the data are unavailable.
X = The data for this case type are known to be included in the total but were not available by category.

[e]Cases not included in the total to avoid double counting:
Petitions for allowance of appeal granted are not counted as disposed until the appeal is disposed; a filing is not counted for the appeal. These granted petitions are the numbers appearing in parentheses.
[h]Figure was computed:
End pending figures were computed from filing, disposition, and beginning pending data.
[l]Data are not complete:
Pending figures for total cases include only appeals pending data.
[k]Additional information:
Appeals filed figure includes 10 reinstated appeals.
[l]Special source or revision in the data:
Beginning pending figures were taken from the 1976 court profile, where they are given as end pending figures for the 1976 court year.
[m]Categories for disposition type or trial data:
There were 130 cases disposed by 99 opinions.
There were 92 cases disposed of by 90 dismissals.

Source: Clerk, Supreme Court, monthly "Business of the Court" statistical reports (unpublished). Calendar year totals were computed from monthly reports. Statistics are from the monthly reports except that totals have been computed where necessary.

SOUTH DAKOTA CIRCUIT COURT[d]
Court of general jurisdiction
8 circuits, 36 judges[c]
July 1, 1976 to June 30, 1977

	Beginning pending	Filed	Disposed	End pending
Civil[d]:				
Small claims	N/A	N/A	8,196	N/A
Domestic relations:				
Marriage dissolution:				
Divorce	N/A	N/A	2,514	N/A
Other civil	N/A	N/A	4,702	N/A
Total civil	N/A	N/A	15,412	N/A
Criminal[d]:				
Felony	N/A	N/A	2,398	N/A
Misdemeanor:				
High grade misdemeanors	N/A	N/A	10,875	N/A
Low grade misdemeanors	N/A	N/A	78,764	N/A
Total	N/A	N/A	89,639	N/A
Total criminal	N/A	N/A	92,037	N/A
Traffic:				
Total traffic	N/A	N/A	N/A	N/A
Juvenile[k]:				
Criminal-type offense:				
Delinquency	N/A	3,020	3,865	N/A
Status offense:				
Child in need of supervision	N/A	499	622	N/A
Total juvenile	N/A	3,519	4,487	N/A
Grand total	N/A	3,519[i]	111,936[i]	N/A

	Trial[d] Jury	Non-jury[m]	Total
Civil:			
Small claims	--	1,521	1,521
Domestic relations	--	259	259
Other civil	136	569	705
Total	136	2,349	2,485
Criminal[m]:			
Felony	167	47	214
High grade misdemeanors	184	467	651
Total	351	514	865
Grand total	487	2,863	3,350

Criminal dispositions

	Felony	High grade misdemeanors	Total
Jury trial:			
Convicted	116	121	237
Acquitted	51	63	114
Non-jury trial:			
Convicted	41	413	454
Acquitted	6	54	60
Guilty plea	894	7,248	8,142
Dismissed	574	1,632	2,206
Pre Hearing	716	1,344	2,060

Boldface headings indicate the classifications used by the NCSP.
N/A = This case type is handled by the court, but the data are unavailable.

[c]Judge information:
This court is also served by 6 full-time and 16 part time Lawyer Magistrates, 26 Lay Magistrates, and 61 Clerk/Magistrates.

[d]Case definition or unit of count:
A civil case is counted with the filing of a petition or complaint.
The criminal case unit of count is the number of informations or indictments.
The juvenile case unit of count is the number of referrals.
A jury trial is counted when the jury is sworn.
A non-jury trial is counted at the point when an opening statement or the introduction of any evidence occurs.

[i]Data are not complete:
Circuit Court figures do not include data for the 10.2 full-time equivalent Lay Magistrates or 13 Lawyer Magistrates of the Circuit Court.
Grand total filed figure includes juvenile filings only.
Grand total disposition figures do not include any traffic data.

[k]Additional information:
The juvenile caseload is handled by the court services department. There were 46.5 full-time equivalent court service officers during 1977.

[m]Categories for disposition type or trial data:
Civil non-jury trial data include contested small claims and domestic relations cases.
Criminal trial and disposition data include only felony and high grade misdemeanor cases.

Source: Court Administrator's Office, Benchmark: A Biannual Report of the South Dakota Unified Judicial System, FY 76-77 (Pierre, South Dakota: 1978). Statistics are from the biannual report except that totals have been computed where necessary.

TENNESSEE COURT SYSTEM, 1977

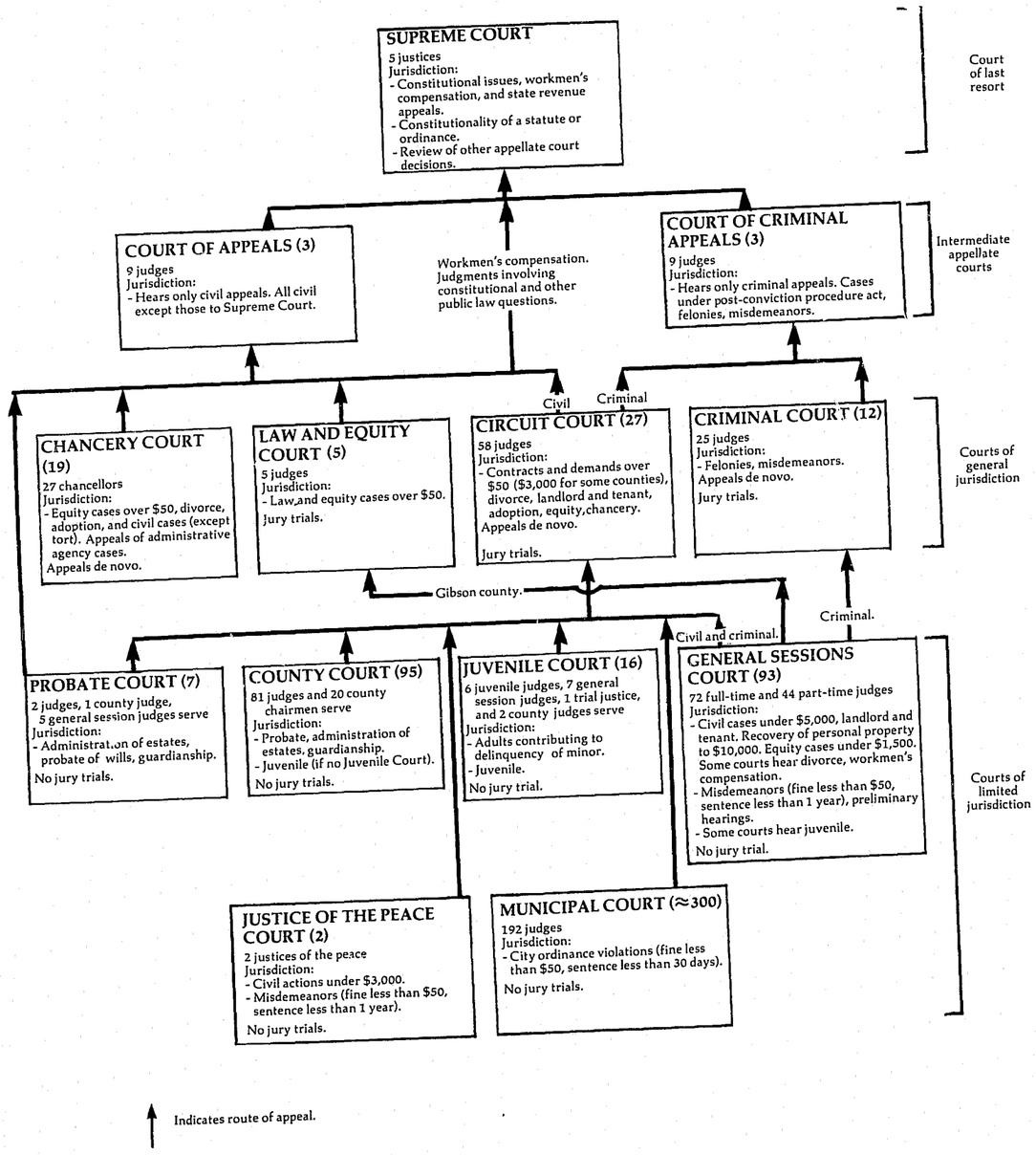

Preceding page blank

TENNESSEE SUPREME COURT
Court of last resort
5 justices
January 1, 1977 to December 31, 1977

	Beginning pending	Filed	Disposed	End pending
Cases:				
Appeals:				
Civil:				
Court of origin:				
Circuit	N/A	97 (X)[e]	X	N/A
Law and equity	N/A	3 (X)[e]	X	N/A
Chancery	N/A	105 (X)[e]	X	N/A
Probate	N/A	2 (X)[e]	X	N/A
Total	N/A	207 (X)[e]	X	N/A
Criminal	N/A	25 (X)[e]	X	N/A
Total appeals	N/A	232 (98)[e]	314	N/A
Other cases:				
Requests to appeal:				
Certiorari	N/A	647	512 (98)[e]	N/A
Total other cases	N/A	647	512 (98)[e]	N/A
Total cases	N/A	879 (98)[e]	826 (98)[e]	N/A

Manner of disposition		Disposition of cases	Appeals	Requests to appeal
Opinion	244[m]	Dismissals	17	1
Per curiam	3	Remanded without opinion	15	--
		Transferred	35	1
		Withdrawn	0	1

Boldface headings indicate the classifications used by the NCSP.
N/A = This case type is handled by the court, but the data are unavailable.
X = The data for this case type are known to be included in the total but were not available by category.
-- = Not applicable.

[e]Cases not included in the total to avoid double counting:
Petitions for certiorari granted are not counted as disposed until the appeal is disposed; a filing is not counted for the resulting appeal.
These granted petitions are the numbers appearing in parentheses.
[m]Information on disposition type or trial data:
Opinions include concurring and dissenting opinions.

Source: Executive Secretary, Supreme Court of Tennessee, 1977 Annual Report (Nashville, Tennessee). Statistics are from the annual report except that totals have been computed where necessary.

TENNESSEE COURT OF APPEALS[a]
Intermediate appellate court
3 divisions, 9 judges
January 1, 1977 to December 31, 1977

	Beginning pending	Filed	Disposed	End pending
Cases:				
Appeals:				
Civil	N/A	758	785	N/A
Total appeals	N/A	758	785	N/A
Other cases:				
Requests to appeal				
Total other cases				
Total cases	N/A	758	785	N/A

Manner of disposition		Disposition of appeals	
Opinion	706[m]	Dismissed	59
Per curiam	8	Transferred	7

Boldface headings indicate the classifications used by the NCSP.
Blank space = Not enough information is known. The case category may or may not be handled by the court.
N/A = This case type is handled by the court, but the data are unavailable.

[a]Court jurisdiction:
This court has civil jurisdiction only.
[m]Information on disposition type or trial data:
Opinions include concurring and dissenting opinions.

Source: Executive Secretary, Supreme Court of Tennessee, 1977 Annual Report (Nashville, Tennessee). Statistics are from the annual report except that totals have been computed where necessary.

TENNESSEE COURT OF CRIMINAL APPEALS[a]
Intermediate appellate court
3 divisions, 9 judges
January 1, 1977 to December 31, 1977

	Beginning pending	Filed	Disposed	End pending
Cases:				
Appeals:				
Criminal	N/A	633	X	N/A
Total appeals	N/A	633	X	N/A
Other cases:				
Original proceedings:				
Original jurisdiction:				
Habeas corpus	N/A	81	X	N/A
Requests to appeal	N/A	81	X	N/A
Total other cases	N/A	81	X	N/A
Total cases	N/A	714	770	N/A

Manner of disposition		Disposition of cases	
Opinion	703[m]	Dismissals	17
Per curiam	3	Transferred	2

Boldface headings indicate the classifications used by the NCSP.
Blank space = Not enough information is known. The case category may or may not be handled by the court.
N/A = This case type is handled by the court, but the data are unavailable.
X = The data for this case type are known to be included in the total but were not available by category.

[a]Court jurisdiction:
This court has criminal jurisdiction only.
[m]Information on disposition type or trial data:
Opinions include concurring and dissenting opinions.

Source: Executive Secretary, Supreme Court of Tennessee, 1977 Annual Report (Nashville, Tennessee). Statistics are from the annual report except that totals have been computed where necessary.

TENNESSEE CIRCUIT COURT AND CRIMINAL COURT[i]
Court of general jurisdiction
27 circuits, 58 judges[c]; 12 circuits, 25 judges
January 1, 1977 to December 31, 1977

	Beginning pending	Filed	Disposed	End pending
Civil[d]:				
Tort:				
Auto tort	X	4,180	3,907	X
Other tort:				
Damages/torts[b]	N/A	3,472	X	N/A
Other	X	3,050	4,024	X
Total	X	6,522	4,024[i]	X
Total	X	10,702	7,931[i]	X
Contract:				
Contracts/debts[b]	N/A	1,140	X	N/A
Real property rights:				
Condemnations	X	480	472	X
Real estate matter[b]	N/A	183	X	N/A
Total	X	663	472[i]	X
Domestic relations:				
Marriage dissolution:				
Divorce[b]	X	19,587	11,982[i]	X
Petitions[b]	X	5,545	4,022[i]	X
Total	X	25,132	16,004[i]	X
Support/custody:				
Reciprocal support[b]	N/A	1,169	X	N/A
Adoption[b]	X	697	537[i]	X
Other domestic relations:				
Other[b]	N/A	83	X	N/A
Total	X	27,081	16,546[i]	X
Estate:				
Probate/wills/intestate:				
Probate[b]	N/A	23	X	N/A
Mental health[b]	N/A	36	X	N/A

(continued on next page)

	Beginning pending	Filed	Disposed	End pending
Appeal:				
Appeal of administrative agency case:				
Appeal from administrative hearing[b]	N/A	24	X	N/A
Tax matter[b]	N/A	1	X	N/A
Workmen's compensation[b]	X	2,823	1,446[i]	Y
Total	X	2,848	1,446[i]	X
Appeal of trial court case:				
Appeal from lower court[b]	N/A	2,672	X	N/A
Total	X	5,520	1,446[i]	X
Extraordinary writ:				
Special remedy[b]	N/A	226	X	N/A
Other civil:				
Miscellaneous	X	3,542	2,854	X
Contempt[b]	N/A	414	X	N/A
Other[b]	N/A	115	X	N/A
Total	X	4,071	2,854[i]	X
Total civil	17,670[fhi]	49,462	42,275[i]	18,328[i]
Criminal[d]:				
Felony	6,922	14,366	14,294	6,964
Misdemeanor	X	4,678	4,917	X
Felony/misdemeanor[b]:				
Against persons	N/A	1,446	X	N/A
Against property	N/A	6,278	X	N/A
Against public welfare[j]	N/A	3,294	X	N/A
Total	N/A	11,018	X	N/A
Total criminal	X	30,062	19,211[i]	X
Traffic:				
DWI/DUI:				
DWI	X	1,811	1,202[i]	X
Total traffic	X	1,811	1,202[i]	X
Grand total	27,311[fhi]	81,335	73,367	27,954[i]

Jury trial[di]		Criminal disposition[i]		Civil disposition[i]	
Civil	1,233	Convicted after trial	221	Judgment after trial	1,775
		Acquitted	117	Default judgment	491
		Guilty plea	2,937	Settled	2,234
		Dismissed	428	Dismissed	6,271
		No true bill	278	Divorce decree	5,461
		Remanded--general sessions	67	Adoption decree	76
		Special remedy relief	103	Termination in probate	5
		Transfer to another court	19	Ruling on petition	828
		Unapprehended defendant	25	Summary judgment	93
		Other	818	Transfer to another court	100
				Special remedy relief	50
				Cite for contempt	289
				Other	353

Boldface headings indicate the classifications used by the NCSP.
N/A = This case type is handled by the court but the data are unavailable.
X = The data for this case type are known to be included in the total but were not available by category.

[b]Particular court or reporting system information:
Ten counties (Bedford, Gibson, Hamilton, Houston, McMinn, McNairy, Putnam, Sequatchie, Shelby, and Sullivan) were selected as pilot sites for the Tennessee Judicial Information System Program. The categories used to classify these cases were somewhat different from the classification system used for the rest of the state. Dispositions for these counties were not available by case type, and no pending data were available. Type of disposition data were available for the ten experimental sites.
[c]Judge information:
The circuit judges also hear chancery cases in the 11 counties with no Chancery Court.
[d]Case definition or unit of count:
A civil case is counted with the filing of a petition or complaint.
The criminal case unit of count is the number of informations or indictments.
A jury trial is counted when the jury is sworn.
[f]Beginning pending figure for the 1977 court year does not equal the end pending figure for the 1976 court year.
Figures include data from locations using the old recordkeeping system only. Data from 10 counties are not included in this figure.
[h]Figure was computed:
Beginning pending figure was computed from filed, disposed, and end pending data.
[i]Data are not complete:
Pending and disposition figures are incomplete as a result of the introduction of the Tennessee Judicial Information System in 10 experimental locations. No pending data were available for these locations. Disposition data were available by type of disposition, but not by case category. Footnotes in these columns reflect the missing data. Grand total filing and disposition figures are complete.
Civil dispositions include data from the 10 experimental Tennessee Judicial Information System pilot sites only.
Criminal dispositions do not include data from Shelby County, or any of the counties not participating in the pilot program for the Tennessee Judicial Information System.
[j]Explanation of a included in the category:
Crimes against public welfare include bribery, disorderly conduct, drugs, gambling, obsenity, obstructing justice, perjury, prostitution, weapons, and other offenses.

Source: Executive Secretary, Supreme Court of Tennessee, 1977 Annual Report (Nashville, Tennessee). Statistics are from the annual report except that totals have been computed where necessary.

TENNESSEE LAW AND EQUITY COURT[a]
Court of general jurisdiction
5 courts, 5 judges
January 1, 1977 to December 31, 1977

	Beginning pending	Filed	Disposed	End pending
Civil[d]:				
Tort:				
Auto tort	X	117	88	X
Other tort:				
Damages/torts[b]	N/A	217	X	N/A
Other	X	65	62	X
Total	X[i]	282	62[i]	X[i]
Total	X	399	150[i]	X[i]
Contract:				
Contracts/debts[b]	X[i]	192	42[i]	X[i]
Real property rights:				
Partitions	X	16	18	X
Land	X	9	4	X
Condemnations	X	15	21	X
Real estate matters[b]	N/A	62	X	N/A
Total	X[i]	102	43[i]	X[i]
Domestic relations:				
Marriage dissolution:				
Divorce[b]	X[i]	2,023	1,241[i]	X[i]
Petitions[b]	X[i]	779	692[i]	X[i]
Total	X[i]	2,802	1,933[i]	X[i]
Support/custody:				
Reciprocal support[b]	N/A	1	X	N/A
Adoptions	X	161	120[i]	X
Other domestic relations:				
Other[b]	N/A	7	X	N/A
Total	X[i]	2,971	2,05?[i]	X[i]
Estate:				
Probate/wills/intestate:				
Probate[b]	N/A	5	X	N/A
Guardianship/conservatorship/trusteeship:				
Trusts[b]	N/A	23	X	N/A
Other estate:				
Conservatorship and probate	X	153	146	X
Total	X[i]	181	146[i]	X[i]
Mental health[b]	N/A	31	X	N/A
Appeal:				
Appeal of administrative agency case:				
Workmen's compensation[b]	X[i]	194	85[i]	X[i]
Appeal from administrative hearing[b]	N/A	2	X	N/A
Tax matter[b]	N/A	7	X	N/A
Total	X[i]	203	85[i]	X[i]
Appeal of trial court case:				
Appeal from lower court[b]	N/A	56	X	N/A
Total	X[i]	259	85[i]	X[i]
Extraordinary writ:				
Special remedy[b]	N/A	2	X	N/A
Other civil:				
Miscellaneous	X	253	226	X
Contempt[b]	N/A	58	X	N/A
Other[b]	N/A	18	X	N/A
Total	X[i]	329	226[i]	X[i]
Total civil	2,514[fhi]	4,466	4,271	2,721[i]
Grand total	2,514[fhi]	4,466	4,271	2,721[i]

Jury trial[di]

Civil 21

Civil dispositions[i]

Judgment after trial	116
Default judgment	35
Settled	136
Dismissed	310
Divorce decree	595
Adoption decree	28
Termination of probate	40
Ruling on petition	74
Summary judgment	5
Transfer to another court	7
Special remedy relief	5
Cite for contempt	33
Other	43

(continued on next page)

Boldface headings indicate the classifications used by the NCSP.
N/A = This case type is handled by the court but the data are unavailable.
X = The data for this case type are known to be included in the total but were not available by category.

[b]Particular court or reporting system information:
Two counties with Law and Equity Courts (Gibson and Sullivan) were selected as pilot sites for the Tennessee Judicial Information System. The categories used to classify these cases were somewhat different from the classification system used for the rest of the state. Dispositions for these two counties were not available by case type, and no pending data were available. Type of disposition data were available for the two experimental counties.

[d]Case definition or unit of count:
A civil case is counted with the filing of a petition or complaint.
A jury trial is counted when the jury is sworn.

[f]Beginning pending figure for the 1977 court year does not equal the end pending figure for the 1976 court year:
Figure is as calculated from data given in the annual report.

[h]Figure was computed:
Beginning pending figure was computed from filed, disposed, and end pending data.

[i]Data are not complete:
Pending and disposition figures are incomplete as a result of the introduction of the Tennessee Judicial Information System into two counties with Law and Equity Courts. No pending data were available for these experimental sites. Disposition data were available by type of disposition, but not by case type. Footnotes in the data columns reflect those categories with missing data. Total civil and grand total filing and disposition figure are complete.
Civil disposition data include only the two experimental Tennessee Judicial Information System pilot sites.
Trial data do not include figures from the two experimental sites.

Source: Executive Secretary, Supreme Court of Tennessee, 1977 Annual Report (Nashville, Tennessee). Statistics are from the annual report except that totals have been computed where necessary.

TENNESSEE CHANCERY COURT[a]
Court of general jurisdiction
19 chancery divisions, 27 chancellors[c]
January 1, 1977 to December 31, 1977

	Beginning pending	Filed	Disposed	End pending
Civil[d]:				
Tort:				
Damages/torts[b]	N/A	161	X	N/A
Contract:				
Contract	X	2,384	2,484	X
Contracts/debts[b]	N/A	885	X	N/A
Total	X[i]	3,269	2,484[i]	X
Real property rights:				
Land cases	X	792	896	X
Partitions	X	398	443	X
Real estate matters[b]	N/A	355	X	N/A
Total	X[i]	1,545	1,339[i]	X[i]
Domestic relations:				
Marriage dissolution:				
Divorce[b]	X[i]	14,877	11,209[i]	X[i]
Petitions[b]	X[i]	3,069	2,780[i]	X[i]
Total	X[i]	17,946	13,989[i]	X[i]
Support/custody:				
Reciprocal support[b]	N/A	4	X	N/A
Adoption[b]	X[i]	1,392	866[i]	X[i]
Other domestic relations:				
Other	N/A	28	X	N/A
Total	X[i]	19,370	14,855[i]	X[i]
Estate:				
Probate/wills/intestate:				
Probate[b]	N/A	768	X	N/A
Guardianship/conservatorship/trusteeship:				
Trusts[b]	N/A	26	X	N/A
Other estate:				
Conservatorship and probate	X	565	544	X
Total	X[i]	1,359	544[i]	X[i]
Mental health[b]	N/A	113	X	N/A
Appeal:				
Appeal of administrative agency case:				
Workmen's compensation[b]	X[i]	2,189	1,647[i]	X[i]
Appeal from administrative hearing[b]	N/A	14	X	N/A
Tax matter[b]	N/A	28	X	N/A
Total	X[i]	2,231	1,647[i]	X[i]
Appeal of trial court case:				
Appeal from lower court[b]	N/A	6	X	N/A
Total	N/A	2,237	1,647[i]	N/A
Extraordinary writ:				
Special remedy	N/A	160	X	N/A
Other civil:				
Miscellaneous	X	3,844	3,758	X
Contempt[b]	N/A	82	X	N/A
Other[b]	N/A	279	X	N/A
Total	X[i]	4,205	3,758[i]	X[i]
Total civil	15,466[f,h,i]	32,419	31,687	14,993[i]
Grand total	15,466[f,h,i]	32,419	31,687	14,993[i]

Civil dispositions[i]

Judgment after trial	582
Default judgment	114
Settled	398
Dismissed	2,075
Divorce decree	2,114
Adoption decree	422
Termination of probate	686
Ruling on petition	253
Summary judgment	33
Transfer to another court	27
Special remedy relief	50
Cite for contempt	72
Other	234

Boldface headings indicate the classifications used by the NCSP.
N/A = This case type is handled by the court, but the data are unavailable.
X = The data for this case type are known to be included in the total but were not available by category.

[b]Particular court or reporting system information:
Nine counties with Chancery Courts (Bedford, Hamilton, Houston, McMinn, McNairy, Putnam, Sequatchie, Shelby, and Sullivan) were selected as pilot sites for the Tennessee Judicial Information System. The categories used to classify these cases were somewhat different from the classification system used for the rest of the state. Dispositions for these counties were not available by case type, and no pending data were available. Type of disposition data were available for the nine experimental counties.

[c]Judge information:
Circuit judges hear chancery cases in 11 counties with no Chancery Court.

[d]Case definition or unit of count:
A civil case is counted with the filing of a petition or complaint.

[f]Beginning pending figure for the 1977 court year does not equal the end pending figure for the 1976 court year:
Figures are as computed from data given in the annual report.

[h]Figure was computed:
Beginning pending figure was computed from filed, disposed, and end pending data.

[i]Data are not complete:
Pending and disposition figures are incomplete as a result of the introduction of the Tennessee Judicial Information system into nine counties with Chancery Courts. No pending data were available for these experimental locations. Disposition data were available by type of disposition, but not by case type. Footnotes in the data columns reflect those categories with missing data. Total civil and grand total filing and disposition figures are complete.
Civil disposition data include only the nine experimental Tennessee Judicial Information System pilot locations only.

Source: Executive Secretary, Supreme Court of Tennessee, 1977 Annual Report (Nashville, Tennessee). Statistics are from the annual report except that totals have been computed where necessary.

TENNESSEE PROBATE COURT
Court of limited jurisdiction
7 courts: 2 judges, 1 county judge, and 5 general sessions judges also serve
January 1, 1977 to December 31, 1977

There were no data available for cases handled in the Probate Court for 1977.

TENNESSEE COUNTY COURT
Court of limited jurisdiction
95 counties: 81 judges, and 20 county chairmen serve
January 1, 1977 to December 31, 1977

There were no data available for cases handled in the County Court for 1977.

TENNESSEE JUVENILE COURT
Court of limited jurisdiction
16 courts: 6 juvenile judges, 7 general sessions judges, 1 trial justice, and 2 county judges serve
January 1, 1977 to December 31, 1977

There were no data available for cases handled in the Juvenile Court for 1977.

TENNESSEE GENERAL SESSIONS COURT
Court of limited jurisdiction
93 courts: 72 full-time and 44 part-time judges serve
January 1, 1977 to December 31, 1977

There were no data available for cases handled in the General Sessions Court for 1977.

TENNESSEE MUNICIPAL COURT
Court of limited jurisdiction
≈300 courts, 192 judges
January 1, 1977 to December 31, 1977

There were no data available for cases handled in the Municipal Court for 1977.

JUSTICE OF THE PEACE COURT
Court of limited jurisdiction
2 courts, 2 justices of the peace
January 1, 1977 to December 31, 1977

There were no data available for cases handled by the Justice of the Peace Court for 1977.

TEXAS COURT SYSTEM, 1977

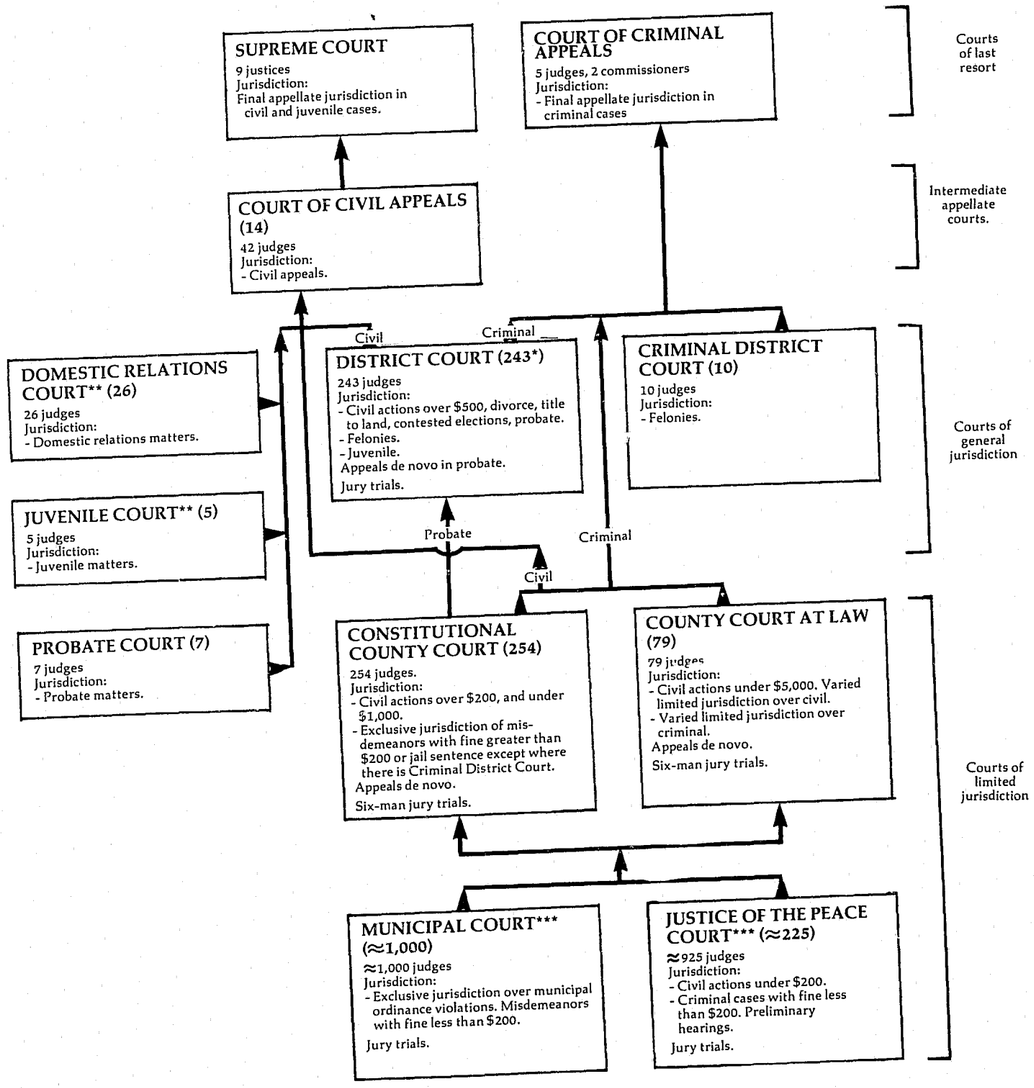

↑ Indicates route of appeal.

*Twenty-three of the District Courts were created on April 1, 1977.
**The Domestic Relations Courts and Juvenile Courts were converted to District Court on September 1, 1977.
***Some Municipal and Justice of the Peace Courts may appeal to the District Court.

TEXAS SUPREME COURT[a]
Court of last resort
9 justices
January 1, 1977 to December 31, 1977

	Beginning pending	Filed	Disposed	End pending
Cases:				
Appeals:				
Civil	30[j]	14 (70)[e]	75	42[j,l]
Total appeals	30[j]	14 (70)[e]	75	42[j]
Other cases:				
Original proceedings:				
Original jurisdiction:				
Habeas corpus	(j)	0 (3)[e]	2	(j)
Mandamus (civil)	(j)	0 (16)[e]	14	(j)
Mandamus (criminal)	0	0	0	0
Prohibition	0	0	0	0
Total	53[i]	0 (19)[e]	16	45[i]
Requests to appeal:				
Motions for leave to file petitions for writ of:				
Mandamus (civil)	4	88	74 (16)[e]	2
Mandamus (criminal)	49	153	159 (0)[e]	43
Habeas corpus	0	11	8 (3)[e]	0
Prohibition	0	3	3 (0)[e]	0
Total	53	255	244 (19)[e]	45
Applications for writs of error	122	766	615 (102)[e]	171
Total	175	1,021	859 (121)[e]	216
Total other cases	228[i]	1,021 (19)[e]	875 (121)[e]	261[i]
Total cases	258	1,035 (89)[e]	950 (121)[e]	3038
Other proceedings:				
Rehearing requests[j]	14	341	318	37
Other matters:				
Miscellaneous motions	--	73	73	--
Total other proceedings	14	414	391	37

Manner of disposition

Written opinion	75[m]
Per curiam	9

Status of pending cases (12/31/77)

Set for submission	15
Under submission	27

Disposition of cases

	Civil appeals	Original jurisdiction
Affirmed Court of Civil Appeals	22	--
Affirmed judgment of trial court	3	--
Reversed judgment of trial court	1	--
Reversed Court of Civil Appeals, affirmed trial court	23	--
Reversed and remanded to trial court	13	--
Reversed and remanded to Court of Civil Appeals	2	--
Reversed and rendered	5	--
Dismissed as moot	4	1
Writs granted	--	14
Relator discharged (withdrawn by petitioner)	--	1

Boldface headings indicate the classifications used by the NCSP.
-- = Not applicable.

[a]Court jurisdiction:
The Supreme Court is the court of last resort for civil cases only.
[e]Cases not included in the total to avoid double counting:
Motions for leave to file petitions for writs of mandamus, habeas corpus, or prohibition, and applications for writs of error when granted are not counted as disposed cases until the associated original jurisdiction cases or appeals are disposed. Similarly, a filing is not counted for the resulting original jurisdiction case or appeal. These granted petitions and applications are the numbers appearing in parentheses.
[i]Change in pending does not equal the difference between filings and dispositions:
Data are as given in the annual reports.
[j]Data are not complete:
Pending figures for total original jurisdictions and total other cases do not include habeas corpus or civil mandamus. They are included in the appeals pending figures.
[j]Explanation of data included in the category:
Rehearing requests include motions for rehearing of causes, motions for rehearing of applications for writs of error, and motions for rehearing of motions for leave to file petition.
Pending figures for habeas corpus and civil mandamus cases listed under original jurisdiction are included in the civil appeals data.
[l]Special source or revision in the data:
The end pending civil appeals figure was taken from the 50th Annual Report 1978 where it is listed as the beginning pending figure for that year.
[m]Information on disposition type or trial data:
The court also filed 23 dissenting opinions and 4 concurring opinions.

Source: Texas Judicial Council, 49th Annual Report 1977 (Austin, Texas: May, 1978). Statistics are from the annual report except that totals have been computed where necessary.

TEXAS COURT OF CRIMINAL APPEALS[a]
Court of last resort
5 judges, 2 commissioners
January 1, 1977 to December 31, 1977

	Beginning pending	Filed	Disposed	End pending
Cases:				
Appeals:				
Criminal:				
Criminal	X	3,183	X	X
Reinstated criminal	X	113	X	X
Applications for writ of habeas corpus, etc., granted	X	(97)[e]	X	X
Total appeals	1,075	3,296 (97)[e]	2,564	1,904
Other cases:				
Requests to appeal:				
Habeas corpus and mandamus	64[f]	1,396	1,264 (97)[e]	99[h]
Total other cases	64[f]	1,396	1,264 (97)[e]	99[h]
Total cases	1,139[f]	4,692 (97)[e]	3,828 (97)[e]	2,003
Other proceedings:				
Rehearing requests	0	426	426	0
Total other proceedings	0	426	426	0

Manner of disposition

	Criminal appeals	Other cases	Other proceedings	Total
Signed opinion	491[m]	--	--	491
Per curiam	2,102	--	39	2,141
With written order	6	X	X	36

Status of pending appeals (12/31/77)

Under submission on rehearing	7
Under original submission	97
Unsubmitted cases	1,669
Pending decision on rehearing	129
Appeal to U.S. Supreme Court	2

Disposition of appeals

	Criminal	Requests to appeal
Affirmed	1,825	--
Reformed and affirmed	60	--
Dismissed	162	19
Reversed and remanded	142	--
Reversed	2	--
Remanded	5	--
Abated	99	--
Reversed and dismissed	129	--
Reversed and bail granted	10	--
Granted	86	97
Denied	31	1,163
No action	--	71
Hearing ordered	--	11

Boldface headings indicate the classifications used by the NCSP.
Blank space = Not enough information is known. The case category may or may not be handled by the court.
X = The data for this case type are known to be included in the total but were not available by category.
-- = Not applicable.

[a]Court jurisdiction:
The Court of Criminal Appeals is the court of last resort for criminal cases only. It has no original jurisdiction.
[e]Cases not included in the total to avoid double counting:
Applications for writ of habeas corpus, etc., when granted, are not counted as disposed until the associated habeas corpus appeal is disposed; a new filing is not counted for the resulting appeal. The applications granted are the figures appearing in parentheses.
Eighty-four of these granted applications were disposed of with written opinion.
[f]Beginning pending figure for the 1977 court year does not equal the end pending figure for the 1976 court year:
Figures are as given in the annual report.
[h]Figure was computed:
End pending figure was computed from filing, disposition, and beginning pending data. There were 35 of the 99 habeas corpus petitions under consideration at year end.
[m]Information on disposition type or trial data:
The court also filed 101 dissenting opinions, 34 concurring opinions, and 11 opinions dissenting in part, concurring in part.

Source: Texas Judicial Council, 49th Annual Report 1977 (Austin, Texas: May, 1978). Statistics are from the annual report except that totals have been computed where necessary.

TEXAS COURTS OF CIVIL APPEALS[a]
Intermediate appellate court
14 divisions, 42 judges
January 1, 1977 to December 31, 1977

	Beginning pending	Filed	Disposed	End pending
Cases:				
Appeals:				
Civil	978	1,969	1,867[k]	1,080
Total appeals	978	1,969	1,867[k]	1,080
Other cases:				
Original proceedings				
Requests to appeal				
Total other cases	----	----	----	----
Total cases	978	1,969	1,867[k]	1,080

Manner of disposition

Written opinion	1,616[m]
Per curiam	83

Disposition of appeals

	Civil
Affirmed	863
Reversed and rendered	138
Reversed and remanded	305
Modified and affirmed or modified	51
Partially affirmed	71
Dismissed with opinion	125
Dismissed without opinion	166

Time interval (average months)

Filing to disposition	6

Age of pending cases

Under 6 months	877
6+ to 12 months	194
Over 12 months	9

Boldface headings indicate the classifications used by the NCSP.
Blank space = Not enough information is known. The case may or may not be handled by the court.

[a]Court jurisdiction:
The Courts of Civil Appeals have civil jurisdiction only.
[k]Additional information:
During 1977, 31 cases were granted a rehearing after disposition. These cases were subtracted from the total number disposed and were not added to the number filed to avoid double counting of cases.
[m]Information on disposition type or trial data:
The 1,616 majority opinions included 1,491 in cases on the merits, 25.5 refusing rehearing, 31.5 refusing rehearing, and 68 dismissing appeals. In addition, the court filed 47 dissenting, 24 concurring, and 1 dissenting in part, concurring in part opinions.

Source: Texas Judicial Council, 49th Annual Report 1977 (Austin, Texas: May, 1978). Statistics are from the annual report except that totals have been computed where necessary.

TEXAS DISTRICT COURT, CRIMINAL DISTRICT COURT,
DOMESTIC RELATIONS COURT[b], and JUVENILE COURT[bi]
Court of general jurisdiction
243[b] courts, 243 judges; 10 courts, 10 judges; 28[b] courts, 28 judges; 5[b] courts, 5 judges
January 1, 1977 to December 31, 1977

	Beginning pending	Filed[j]	Disposed	End pending
Civil[d]:				
Tort:				
Auto tort:				
Personal injury	28,519[f]	17,301	15,672	30,148
Domestic relations:				
Marriage dissolution:				
Divorce	75,743[f]	123,519	117,539	81,723
Annulment	856[f]	1,617	1,531	942
Total	76,599	125,136	119,070	82,665
Other domestic relations:				
Nonadversary[j]	9,845[f]	21,212	18,896	12,161
Total	86,444[f]	146,348	137,966	94,826
Appeal:				
Appeal of administrative agency case:				
Workmen's compensation	7,696[f]	7,938	6,629	9,005
Tax	59,041[f]	20,564	20,798	58,807
Total	66,737[f]	28,502	27,427	67,812
Extraordinary writ:				
Habeas corpus	1,122[f]	4,331	4,349	1,104
Other civil	110,011[f]	88,853	77,198	121,666
Total civil	292,833[f]	285,335	262,612	315,556
Criminal[d]:				
Felony:				
Criminal categories	56,096[f]	68,836	72,092	52,840
Misdemeanor	5,475	5,985	5,211	6,249
Postconviction remedy:				
Postconviction habeas corpus	632[f]	1,444	1,554	522
Other criminal:				
Contempt, extradition	631[f]	936	911	656
Bond forfeitures	6,917	4,637	3,342	8,212
Total	7,548[f]	5,573	4,253	8,868
Total criminal	69,751[f]	81,838	83,110	68,479
Juvenile:				
Criminal-type offense:				
Delinquency	X	8,148	X	X
Status offense:				
Child in need of supervision	X	1,297	X	X
Other juvenile	X	1,696	X	X
Total juvenile	4,952[f]	11,141	10,808	5,285
Grand total	367,536[f]	378,314	356,530	389,320

Trial[d]

	Jury	Non-jury	Directed verdict[m]	Total
Civil:				
Auto tort	726	1,245	28	1,999
Domestic relations:				
Marriage dissolution	101	92,043	89	92,233
Other	51	13,856	29	13,936
Total	152	105,899	118	106,169
Appeal	557	2,570	56	3,183
Other civil	1,466	20,142	215	21,823
Total	2,901	129,856	417	133,174
Criminal:				
Felony	2,884	1,026	29	3,939
Misdemeanor	24	120	1	145
Total	2,908	1,146	30	4,084
Juvenile	83	6,372	21	6,476
Grand total	5,892	137,374	468	143,734

Civil dispositions

	Domestic relations					
	Auto tort	Marriage dissolution	Other	Agency appeal	Other civil	Total
Default judgment	449	--	61	4,808	9,145	14,463
Agreed judgment	4,876	--	2,094	4,378	10,026	21,374
Complete summary judgment	104	--	100	178	1,628	2,010
Dismissed for want of prosecution	2,312	17,332	993	3,349	12,533	36,519
Dismissed by plaintiff	4,483	8,074	1,102	10,385	15,337	39,381
Removed to federal court	22	11	6	1	222	262
Transferred--plea/ privilege	225	92	161	93	1,434	2,005
Other	1,202	1,330	443	1,050	5,050	9,075

(continued on next page)

Criminal dispositions

	Felony	Misdemeanor	Total
Jury trial:			
Conviction	2,489	10	2,499
Acquittal	395	14	409
Directed verdict[m]:			
Acquittal	29	1	30
Non-jury trial:			
Conviction	634	0	634
Acquittal	392	120	512
Guilty plea	39,321	1,849	41,170
Transfer	446	1,191	1,637
Dismissal, insufficient evidence	5,210	1,140	6,350
Other dismissals	23,176	886	24,062

Boldface headings indicate the classifications used by the NCSP.
X = The data for this case type are known to be included in the total but were not available by category.
-- = Not applicable.

[b]Particular court or reporting system information:
Twenty-three of the district courts were created on April 1, 1977. The domestic relations courts and juvenile courts were converted to District Courts on September 1, 1977.

[d]Case definition or unit of count:
A civil case is counted with the filing of a petition or complaint.
The criminal case unit of count is the number of defendants on the information or indictment.
A jury trial is counted when the jury is sworn.
A non-jury trial is counted at the point when an opening statement or the introduction of any evidence occurs. Guilty pleas in criminal cases after the start of a non-jury trial are not counted as trials.

[f]Beginning pending figure for the 1977 court year does not equal the end pending figure for the 1976 court year:
Figures are as given in the annual report.

[i]Data are not complete:
The data were compiled from 3,002 out of a possible 3,048 monthly county reports from the court.

[j]Explanation of data included in the category:
Filings include new cases filed and other cases reaching docket.
Domestic relations "nonadversary" category includes adoptions, change of name, occupational drivers' licenses, dependent and neglected children decisions, and removal of disability of minority.

[m]Information on disposition type or trial data:
Directed verdict cases are counted as jury trials on the tables in Part II of this report.
Total convictions include felony convictions and lesser offense convictions.

Source: Texas Judicial Council, 49th Annual Report 1977 (Austin, Texas: May, 1978). Statistics are from the annual report except that totals have been computed where necessary.

TEXAS COUNTY COURT AT LAW, CONSTITUTIONAL COUNTY COURT, AND PROBATE COURT[a]
Court of limited jurisdiction
79 courts, 79 judges; 254 courts, 254 judges; 7 courts, 7 judges
January 1, 1977 to December 31, 1977

	Beginning pending	Filed	Disposed	End pending
Civil[d]:				
Law:				
Other civil[j]	58,638[f]	46,692	48,501	56,829
Tort:				
Auto tort:				
Auto damage	14,134[f]	9,223	8,909	14,448
Contract:				
Suit on debt	39,755[f]	25,535	25,994	39,296
Real property rights:				
Condemnation	1,833[f]	330	467	1,696
Estate:				
Probate/wills/intestate:				
Probate	N/A	59,911	N/A	N/A
Total civil	114,360[f,i]	141,691	83,871[i]	112,269[g,i]
Criminal[d]:				
Misdemeanor:				
Worthless checks	69,746[f]	34,380	41,572	62,629[g]
Marijuana	12,601[f]	25,457	24,145	13,913
Other criminal	99,020[f]	78,972	116,341	109,969[g]
Total[j]	181,367[f,j]	138,809	182,058[j]	186,518[g,j]
Appeal	(j)	48,393	(j)	(j)
Total criminal	181,367[f]	187,202	182,058	186,511
Traffic:				
DWI/DUI:				
Driving while intoxicated	45,607[f]	82,360	77,800	50,167
Total traffic	45,607[f]	82,360	77,800	50,167
Juvenile:				
Criminal-type offense:				
Delinquency	X	1,312	X	X
Status offense:				
Child in need of supervision	X	338	X	X
Total juvenile	1,144[f]	1,650	1,369	1,425
Grand total	342,478[f,i]	412,903	345,098[i]	350,372[g,i]

Trial[d]

	Jury	Non-jury	Total
Civil:			
Law	836	1,491	2,327
Tort:			
Auto tort	165	430	595
Contract	103	1,144	1,247
Real property rights	12	13	25
Total	1,116	3,078	4,194
Criminal:			
Misdemeanor	1,098	1,704	2,802
Traffic:			
DWI/DUI	874	413	1,287
Grand total	3,088	5,195	8,283

Civil dispositions

	Law	Auto tort	Contract	Real property rights	Total
Default or agreed judgments	23,506	320	502	17	2,171
Dismissed	21,336	3,308	14,503	301	41,618
Other	1,332	4,686	9,742	124	35,888

Criminal dispositions

Jury trial:	
Conviction	650
Acquittal	448
Non-jury trial:	
Conviction	793
Acquittal	911
Pleas of guilty/nolo contendere	73,868
Dismissed	89,863
Other	15,525

Traffic dispositions

Jury trial:	
Conviction	482
Acquittal	392
Non-jury trial:	
Conviction	266
Acquittal	147
Pleas of guilty/nolo contendere	63,866
Dismissed	10,861
Other	1,786

Boldface headings indicate the classifications used by the NCSP.
N/A = This case type is handled by the court, but the data are unavailable.
X = The data for this case type are known to be included in the total but were not available by category.

[d]Case definition or unit of count:
A civil case is counted with the filing of a petition.
The criminal case unit of count is the number of defendants on the information or complaint.
A trial is counted if tried to verdict or decision.
[f]Beginning pending figure for the 1977 court year does not equal the end pending figure for the 1976 court year:
The number of cases pending is adjusted by computer to reflect transfers and other year-end input.
[g]Change in pending does not equal the difference between filings and dispositions:
Criminal appeals pending and disposed figures are reported in the misdemeanor categories. Criminal appeals filed are reported separately.
As a result, neither misdemeanor or criminal appeals figures balance.
[i]Data are not complete:
In the calendar year 1977, clerks in 242 counties reported data for all 12 months, 6 others reported fewer than 12 months' activities, and 6 submitted no reports at all. On a statewide basis 2,954 monthly county reports were received out of a possible 3,048 for the 12-month period.
Total civil and grand total disposition and pending figures do not include estate cases. Filings are for all categories.
[j]Explanation of data included in the category:
"Other civil" includes all of Harris County (Houston) activity which was not reported in the four detailed civil categories.
Misdemeanor totals include appeal dispositions and pending cases. Appeal filings are separated from the misdemeanor cases.

Source: Texas Judicial Council, 49th Annual Report 1977 (Austin, Texas: May 1978). Statistics are from the annual report except that totals have been computed where necessary.

TEXAS MUNICIPAL COURT[d]
Court of limited jurisdiction
≈1,000[b] courts, ≈1,000 judges
January 1, 1977 to December 31, 1977

	Beginning pending	Filed	Disposed	End pending
Criminal[d]:				
Misdemeanor:				
Non-traffic	N/A	420,020[i]	280,217[i]	N/A
Total criminal[k]	N/A	420,020[i,k]	280,217[i,k]	N/A
Traffic:				
Parking	N/A	2,549,391[i]	1,322,945[i]	N/A
Other traffic violation	N/A	2,331,933[i]	1,755,310[i]	N/A
Total traffic	N/A	4,881,324[i]	3,078,255[i]	N/A
Grand total	N/A	5,301,344[i]	3,358,472[i]	N/A

Trial[d]

	Jury	Non-jury	Total
Criminal (misdemeanor)	561	55,816	56,377
Traffic[m] (other traffic violation)	1,284	245,315	246,599
Total	1,845	301,131	302,976

Criminal dispositions

Jury trial:	
Conviction	329
Acquittal	232
Non-jury trial:	
Conviction	48,081
Acquittal	7,735
Dismissed	36,448
Bond forfeitures	63,730
Payments of fine	123,662

Traffic dispositions[m]

Jury trial:	
Conviction	802
Acquittal	482
Non-jury trial:	
Conviction	195,788
Acquittal	49,527
Dismissed	246,891
Bond forfeitures	171,615
Payments of fine	1,090,205

Boldface headings indicate the classifications used by the NCSP.
N/A = This case type is handled by the court, but the data are unavailable.
[b]Particular court or reporting system information:
Monthly reports were requested only from the 214 cities with a 1970 population of over 5,000.
[d]Case definition or unit of count:
The criminal case unit of count is the number of defendants on the complaint.
A trial is counted if tried to verdict or decision.
[i]Data are not complete:
Data reported here represent 2,168 Municipal Court monthly reports out of a possible 2,568. Data includes only courts in cities with a 1970 population of 5,000 or greater.
[k]Additional information:
There were 3,738 felony complaints accepted and 43 examining trials conducted.
[m]Information on disposition type or trial data:
Trial and disposition data for traffic cases include only other traffic violations cases.

Source: Texas Judicial Council, 49th Annual Report 1977 (Austin, Texas: May, 1978). Statistics are from the annual report except that totals have been computed where necessary.

TEXAS JUSTICE OF THE PEACE COURT[d]
Court of limited jurisdiction
925 courts, 925 judges
January 1, 1977 to December 31, 1977

	Beginning pending	Filed	Disposed	End pending
Civil[d]:				
Law:				
Civil suits	N/A	195,536[i]	165,101[i]	N/A
Total civil	N/A	195,536[i]	165,101[i]	N/A
Criminal[d]:				
Misdemeanor:				
Non-traffic	N/A	322,534[i]	215,292[i]	N/A
Total criminal	N/A	322,534[i]	215,292[i]	N/A
Traffic:				
Total traffic	N/A	1,065,738[i]	944,937[i]	N/A
Grand total	N/A	1,583,808[i]	1,325,330[i]	N/A

Trial[d]

	Jury	Non-jury	Total
Civil (law)	817	44,751	45,568
Criminal (misdemeanor)	713	39,905	40,618
Traffic	2,691	118,928	121,619
Total	4,221	203,584	207,085

Civil dispositions

	Law
Settlement	58,338
Dismissed	61,195

Criminal dispositions

Jury trial:	
Conviction	483
Acquittal	230
Non-jury trial:	
Conviction	36,547
Acquittal	3,358
Dismissed	40,963
Bond forfeitures	3,014
Payments of fine	130,697

Traffic dispositions

Jury trial:	
Conviction	2,104
Acquittal	587
Non-jury trial:	
Conviction	113,155
Acquittal	5,773
Dismissed	42,549
Bond forfeitures	8,863
Payments of fine	771,906

Boldface headings indicate the classifications used by the NCSP.
N/A = This case type is handled by the court, but the data are unavailable.

[d]Case definition or unit of count:
A civil case is counted with the filing of a petition.
The criminal case unit of count is the number of defendants on the complaint.
A trial is counted if tried to verdict or decision.

[i]Data are not complete:
Data reported here represent 8,521 Justice of the Peace Court monthly reports out of a possible 11,100.

Source: Texas Judicial Council, 49th Annual Report 1977 (Austin, Texas: May, 1978). Statistics are from the annual report except that totals have been computed where necessary.

UTAH COURT SYSTEM, 1977

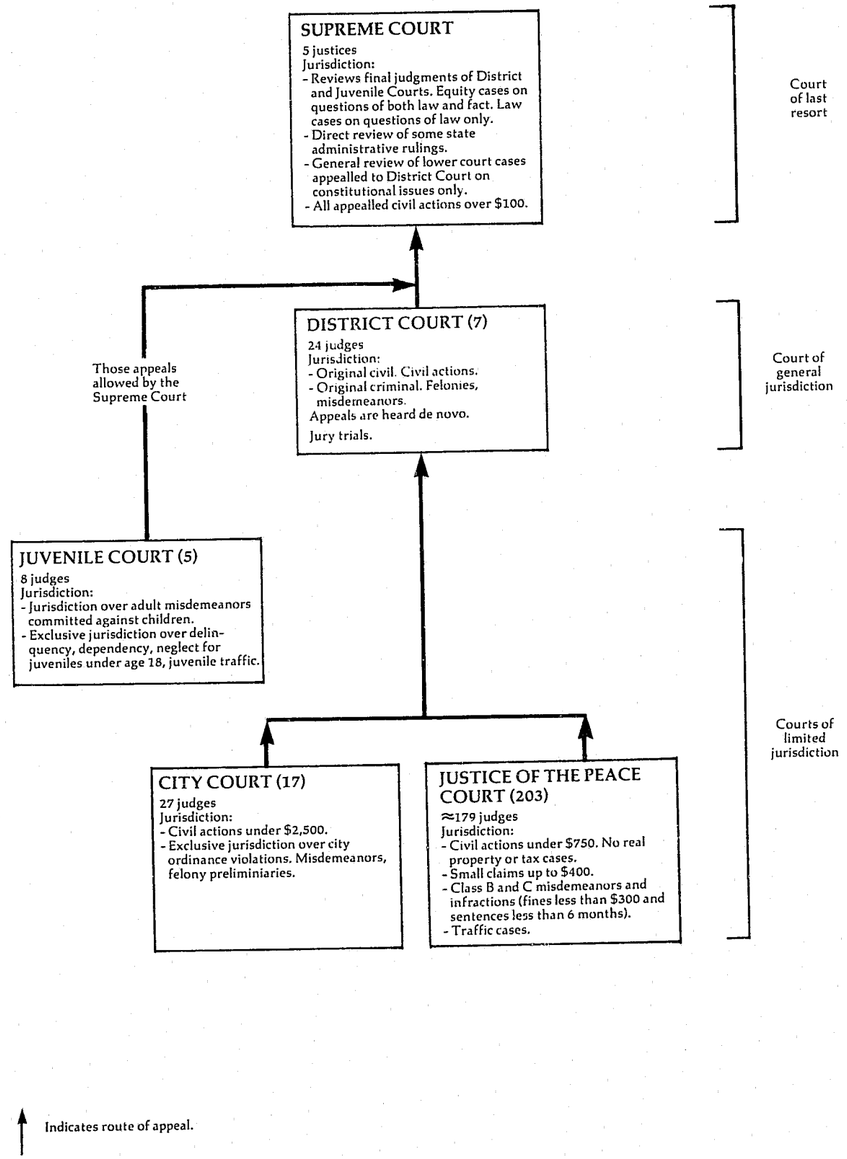

UTAH SUPREME COURT
Court of last resort
5 justices
January 1, 1977 to December 31, 1977

	Beginning pending	Filed	Disposed	End pending
Cases:				
Appeals:				
Civil	N/A	362	X	N/A
Criminal	N/A	129	X	N/A
Other appeals:				
Miscellaneous[1]	N/A	143	X	N/A
Total appeals	N/A	634	659[1]	N/A
Other cases:				
Original proceedings				
Requests to appeal				
Total other cases	—	—	—	—
Total cases	N/A	634	659[1]	N/A
Other proceedings:				
Other matters:				
Law and motions	--	319	319	--
Total other proceedings	--	319	319	--

Manner of disposition

Opinion	350
Dismissal	309

Boldface headings indicate the classifications used by the NCSP.
Blank space = Not enough information is known. The case category may or may not be handled by the court.
N/A = This case type is handled by the court, but the data are unavailable.
X = The data for this case type are known to be included in the total but were not available by category.
— = Not applicable.

[1]Data are not complete:
Total appeals and total cases disposed include only those cases disposed by opinion or dismissed.
[2]Explanation of data included in the category:
Miscellaneous cases include appeals from interlocutory orders, juvenile matters, and writs of review.

Source: Utah Judicial Council, Annual Report, Utah Courts July 1, 1977 to June 30, 1978 (Salt Lake City, Utah: 1978). Statistics are from the annual report except that totals have been computed where necessary.

UTAH DISTRICT COURT
Court of general jurisdiction
7 districts, 24 judges
July 1, 1976 to June 30, 1977

	Beginning pending	Filed	Disposed	End pending
Civil[d]:				
Tort:				
Personal injury	X	751	X	X
Real property rights:				
Eminent domain	X	120	X	X
Domestic relations:				
Marriage dissolution:				
Divorce	X	9,230	X	X
Estate:				
Probate/wills/intestate:	2,281[f]	3,484	2,921	2,844
Probate	X	802	829	X
Mental health	X	117	63	X
Appeal				
Extraordinary writ:	X	203	X	X
Writs[j]				
Other civil:				
Complaints[j]	X	12,303	X	X
Total civil	18,342[f]	27,010	22,843	22,212[g]
Criminal[d]:				
Felony/misdemeanor:				
Criminal categories	X	2,759	2,606	X
Appeal	X	593	393	X
Total criminal	894[f]	3,352	2,999	1,250[g]
Grand total	19,236[f]	30,362	25,842	23,462[g]

Trial[d]

	Jury	Non-jury	Total
Civil	246	1,804	2,050
Criminal	304	131	435
Total	550	1,935	2,485

Civil dispositions

Clerk judgment	894
Summary judgment	823
Defaults	8,743
Dismissed	6,520

Criminal dispositions

Pleas of guilty	1,591
Dismissed	580

Boldface headings indicate the classifications used by the NCSP.
X = The data for this case type are known to be included in the total but were not available by category.

[d]Case definition or unit of count:
A civil case is counted with the filing of a petition or complaint.
The criminal case unit of count is the number of informations, indictments, or complaints.
A jury trial is counted when the jury is sworn.
A non-jury trial is counted at the point when an opening statement or the introduction of any evidence occurs.
[f]Beginning pending figure for the 1977 court year does not equal the end pending figure for the 1976 court year:
Data are as given in the annual report.
[g]Change in pending does not equal the difference between filings and dispositions:
Figures are as given in the annual report.
[h]Data were computed:
Beginning pending figures for the 6th District Court were computed using filed, disposed, and end pending data for that court available in the annual report.
[j]Explanation of data included in the category:
Complaints (other civil) include filings not set forth in other categories, e.g., Uniform Enforcement of Support Act.
Writs contain such matters as writs of review, prohibition, coram nobis, and habeas corpus.

Source: Utah Judicial Council, Annual Report, Utah Courts July 1, 1976-June 30, 1977 (Salt Lake City, Utah: 1977). Statistics are from the annual report except that totals have been computed where necessary.

UTAH CITY COURT[b]
Court of limited jurisdiction
17 courts, 27 judges
July 1, 1976 to June 30, 1977

	Beginning pending	Filed	Disposed	End pending
Civil[d]:				
Small claims	N/A	7,546	X	N/A
Other civil:				
Complaints	N/A	18,811	X	N/A
New trials	N/A	82	X	N/A
Total	N/A	18,868	X	N/A
Total civil	N/A	26,439	22,380	N/A
Criminal[d]:				
Misdemeanor:				
State[j]	N/A	9,103	X	N/A
Ordinance violation:				
City	N/A	17,243	X	N/A
Preliminary hearing:				
Felony preliminary	N/A	(j)	X	N/A
Other criminal:				
New trials	N/A	46	X	N/A
Total criminal	N/A	26,392	21,602	N/A
Traffic[d]:				
Parking	N/A	313,992	X	N/A
Other traffic violation:				
Moving	N/A	90,561	X	N/A
Nonmoving	N/A	26,834	X	N/A
Total	N/A	117,395	X	N/A
Total traffic	N/A	431,218	353,148	N/A
Grand total	N/A	484,049	397,130	N/A

Trial[d]

	Jury	Non-jury	Total
Civil	65	2,376	2,441
Criminal	N/A	N/A	N/A
Traffic	227	5,925	6,152
Total	292[i]	8,301[i]	8,593[i]

Civil dispositions

Dismissed	5,586
Defaults	8,442
Summary judgments	735
Clerk judgment	5,176

Traffic dispositions

Guilty pleas	40,045
Bail forfeiture	299,172
Dismissed	7,779

Boldface headings indicate the classifications used by the NCSP.
N/A = This case type is handled by the court, but the data are unavailable.
X = The data for this case type are known to be included in the total but were not available by category.

[b]Particular court or reporting system information:
The City Court was repealed effective July 1, 1978 and replaced by the Circuit Court.
[d]Case definition or unit of count:
A civil case is counted with the filing of a petition or complaint.
The criminal case unit of count is the number of informations, indictments, or complaints.
The traffic case unit of count is the number of citations issued, regardless of the number of violations contained in each citation.
A jury trial is counted when the jury is sworn.
A non-jury trial is counted at the point when an opening statement or the introduction of any evidence occurs.
[i]Data are not complete:
Total trial figures do not include criminal trial data.
[j]Explanation of data included in the category:
State case filings include felony preliminary hearings and state misdemeanors.

Source: Utah Judicial Council, Annual Report, Utah Courts July 1, 1976-June 30, 1977 (Salt Lake City, Utah: 1977). Statistics are from the annual report except that totals have been computed where necessary, and additions were made by the office of the state court administrator during verification.

UTAH JUSTICE OF THE PEACE COURT[i]
Courts of limited jurisdiction
203 courts, 179 justices of the peace
January 1, 1977 to June 30, 1977

	Beginning pending	Filed	Disposed	End pending
Civil[d]:				
Small claims	N/A	1,296[i]	N/A	N/A
Other civil	N/A	258[i]	N/A	N/A
Total civil	N/A	1,554[i]	N/A	N/A
Criminal[d]:				
Misdemeanor	N/A	8,714[i]	N/A	N/A
Preliminary hearing	N/A	148[i]	N/A	N/A
Total criminal	N/A	8,862[i]	N/A	N/A
Traffic[d]:				
DWI/DUI	N/A	1,448[i]	N/A	N/A
Parking	N/A	6,486[i]	N/A	N/A
Other traffic violations:				
License violations	N/A	4,965[i]	N/A	N/A
Speeding	N/A	40,824[i]	N/A	N/A
Other moving	N/A	9,479[i]	N/A	N/A
Other non-moving	N/A	16,893[i]	N/A	N/A
Total	N/A	72,161[i]	N/A	N/A
Total traffic	N/A	80,095[i]	N/A	N/A
Grand total	N/A	90,511[i]	N/A	N/A

Boldface headings indicate the classifications used by the NCSP.
N/A = This case type is handled by the court, but the data are unavailable.

[d]Case definition or unit of count:
A civil case is counted with the filing of a complaint.
The criminal case unit of count is the number of complaints filed.
The traffic case unit of count is the number of violations contained within each citation.
[i]Data are not complete:
Data represent a six-month period from January 1, 1977 to June 30, 1977. There were 769 individual monthly statistical reports submitted by 149 Justices of the Peace reflecting the workload of their courts. No data were submitted by justices in Brian Head, Enterprise, Henefer, Hildale, Huntsville, Ivins, Laverkin, Park City, Parowan, Perry, Riverdale, Snowville, St. George, Tooele County, or by two justices in Washington County.

Source: Utah Judicial Council, Annual Report, Utah Courts July 1976-June 1977 (Salt Lake City, Utah: 1977). Statistics are from the annual report except that totals have been computed where necessary, and additions were made by the office of the state court administrator during the process of data verification.

UTAH JUVENILE COURT
Court of limited jurisdiction
5 districts, 8 judges
January 1, 1977 to December 31, 1977

	Beginning pending	Filed[j]	Disposed[j]	End pending
Criminal[d]:				
Misdemeanor:				
Adult referrals	N/A	270	N/A	N/A
Total criminal	N/A	270	N/A	N/A
Traffic:				
Other traffic violations:				
Traffic--juvenile	N/A	12,884	N/A	N/A
Total traffic	N/A	12,884	N/A	N/A
Juvenile:				
Criminal-type offense:				
Criminal	N/A	15,338	15,862	N/A
Status offense	N/A	6,049	N/A	N/A
Non-offense:				
Dependency, neglect, abuse	N/A	1,552	N/A	N/A
Total juvenile	N/A	22,939	15,862[i]	N/A
Grand total	N/A	36,093	15,862[i]	N/A

Boldface headings indicate the classifications used by the NCSP.
N/A = This case type is handled by the court, but the data are unavailable.

[d]Case definition or unit of count:
The criminal case unit of count is the number of informations, indictments, or complaints.
[i]Data are not complete:
Total juvenile and grand total disposed figures include only criminal-type offense cases. Filings are given for all categories.
[j]Explanation of data included in the category:
Filed figures are the number of referrals.
Disposed figures include intake action dispositions and judicial action dispositions of the referrals.

Source: Administrative Office of Juvenile Court, Juvenile Court for the State of Utah, Annual Report, 1977 (Salt Lake City, Utah). Statistics are from the annual report except that totals have been computed where necessary.

VERMONT COURT SYSTEM, 1977

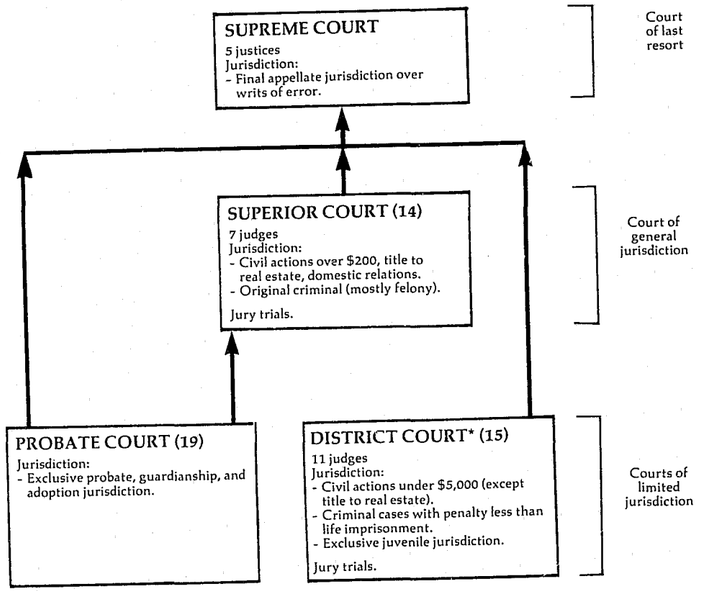

↑ Indicates route of appeal.

*The District Court was created as a court of limited jurisdiction but since its creation has steadily increased its scope to include almost all criminal business except for homicides and cases where the sentence may be life imprisonment.

Preceding page blank

VERMONT SUPREME COURT[b]
Court of last resort
5 justices
July 1, 1976 to June 30, 1977

	Beginning pending[b]	Filed	Disposed	End pending
Cases:				
Appeals:				
Civil:				
Civil	X	276	262	X
Small claims	X	0	4	X
URESA	X	0	1	X
Habeas corpus	X	4	2	X
Total	X	280	269	X
Criminal:				
Criminal	X	57	45	X
Traffic	X	0	3	X
Bail	X	8	5	X
Total	X	65	53	X
Postconviction remedy	X	4	5	X
Juvenile	X	5	7	X
Total appeals	267	354	334	287
Other cases:				
Original proceedings:				
Original jurisdiction:				
Habeas corpus	X	1	1	X
Extraordinary relief	X	7	7	X
Other	X	1	0	X
Total	X	9	8	X
Disciplinary matter	X	1	2	X
Total	2	10	10	2
Requests to appeal				
Total other cases	2	10	10	2
Total cases	269	364	344	289
Other proceedings:				
Rehearing requests:				
Motions requesting reargument	2	18	18	2
Total other proceedings	2	18	18	2

Manner of disposition

	Appeals	Original Proceedings	Total
Written opinion by justice	120[a]	0	120[a]
Per curiam	23	2	25
Without written opinion	75	6	81
Stipulation of parties	116	2	118

Age of pending cases

	Appeals	Original proceedings
Under 6 months	153	1
6+ to 12 months	77	1
12+ to 18 months	41	0
18+ to 24 months	12	0
24+ to 30 months	2	0
30+ to 36 months	1	0
Over 36 months	1	0

Disposition of appeals

Written and per curiam opinions:	
Affirmed	68
Affirmed with instructions	1
Affirmed with modifications	3
Reversed	10
Affirmed in part, reversed in part	7
Dismissed	3
Reversed and remanded	36
Reversed and remanded with instructions	3
Dismissed and cause remanded	1
Remanded with instructions	1
Affirmed and remanded	1
Vacated and judgment made by court	4
Certified questions answered	4
Vacated and remanded with instructions	1

Boldface headings indicate the classifications used by the NCSP.
Blank space = Not enough information is known. The case category may or may not be handled by the court.
X = The data for this case type are known to be included in the total but were nor available by category.

[b]Particular court or reporting system information:
Vermont has changed the reporting period for Supreme Court data from the calendar year to the fiscal year. As a result, the beginning pending figure for the 1977 court year does not equal the end pending figure for the 1976 court year.
[a]Information on disposition type or trial data:
Three concurring and two dissenting opinions were also written.

Source: Office of the Court Administrator, Judicial Statistics for Year Ending June 30, 1977 (Montpelier, Vermont). Sources of case data are available. Statistics are from the annual report except that totals have been computed where necessary, and additions and corrections have been made during verification by the office of the court administrator.

VERMONT SUPERIOR COURT[b]
Court of general jurisdiction
14 counties, 7 judges
July 1, 1976 to June 30, 1977

	Beginning pending[b]	Filed	Disposed	End pending
Civil[d]:				
Law:				
Civil	4,116	3,520	3,367	4,269
Domestic relations:				
Marriage dissolution:				
Matrimonial[j]	2,487	2,753	2,855	2,385
Appeal:				
Miscellaneous[j]	472	306	381	397
Extraordinary writ:				
Habeas corpus	12	22	29	5
Total civil	7,087	6,601	6,632	7,056
Criminal[d]:				
Felony	9	51	35	25
Misdemeanor	0	1	0	1
Appeals	(j)	(j)	(j)	(j)
Postconviction remedy	9	19	21	7
Total criminal	18	71	56	33
Grand total	7,105	6,672	6,688	7,089

Trial[d]

	Jury	Non-jury	Total
Civil[m]:			
Law	141	521	662
Appeal	20	125	145
Total	161	646	807
Criminal	3	6	9
Grand total	164	652	816

Criminal dispositions

Plea	11
Dismissed	7
Nolle prosse	6

Civil dispositions

	Law	Domestic relations	Appeal	Total
Default judgment	481	--	5	486
Consent judgment	321	--	46	367
Summary judgment	5	--	--	5
Dismissed before trial	1,897	426	185	2,508
Dismissed after trial	116	--	6	122
Transferred	1	--	--	1
Granted	--	2,151	--	2,151
Discontinued and other	--	278	--	278

Age of pending cases

	Law	Domestic relations	Appeal	Felony	Misdemeanor
Under 3 months	(n)	(n)	(n)	5	1
3+ to 6 months	(n)	(n)	(n)	8	0
6+ to 12 months	(n)	(n)	(n)	9	0
Under 12 months	2,240	1,861	207	3	0
12+ to 24 months	1,472	460	113	0	0
24+ to 36 months	440	60	53	0	0
Over 36 months	117	4	24	0	0

Boldface headings indicate the classifications used by the NCSP.
-- = Not applicable.

[b]Particular court or reporting system information:
Vermont has changed the reporting period of the Superior Court from the calendar year to the fiscal year. As a result the beginning pending figures for the 1977 court year do not equal the end pending figures for the 1976 court year.
[d]Case definition or unit of count:
A civil case is counted with the filing of a petition or complaint.
The criminal case unit of count is the number of informations or indictments.
A jury trial is counted if the drawing of the jury begins.
A non-jury trial is counted when the trial begins.
[j]Explanation of data included in the category:
Matrimonial cases include divorce and annulment cases.
Miscellaneous cases include both civil and criminal appeals as well as some habeas corpus and postconviction remedy cases.
[m]Categories for disposition type or trial data:
Civil trials include data only for law and appeal cases.
[n]Time interval or age of pending data:
The data for law, domestic relations, and appeal cases under 3 months, 3+ to 6 months, and 6+ to 12 months in age are included in the total listed as under 12 months.

Source: Office of the Court Administrator, Judicial Statistics for Year Ending June 30, 1977 (Montpelier, Vermont). Statistics are from the annual report except that totals have been computed where necessary, and corrections were made by the Office of the Court Administrator during data verification.

VERMONT DISTRICT COURT[b]
Court of limited jurisdiction
15 circuits, 11 judges
July 1, 1976 to June 30, 1977

	Beginning pending[b]	Filed	Disposed	End pending
Civil[d]:				
Law:				
Civil	4,070	3,112	4,401	2,781
Small claims	5,907	6,454	10,349	2,012
Domestic relations:				
Support/custody:				
Uniform Reciprocal Enforcement of Support Act	1,699	611	543	1,767
Mental health:				
Mentally ill commitments	34	459	422	71
Total civil	11,710	10,636	15,715	6,631
Criminal[d]:				
Felony	935	2,619	2,545	1,009
Misdemeanor	3,248	15,369	15,476	3,141
Total criminal	4,183	17,988	18,021	4,150
Traffic:				
Total traffic	3,679	43,893	44,822	2,750
Juvenile:				
Total juvenile	254	1,038	1,094	198
Grand total	19,826	73,555	79,652	13,729

Trial[d]

	Jury	Non-jury	Total
Civil[m]:			
Law	8	199	207
Small claims	17	618	635
Total	25	817	842
Criminal	127	67	194
Traffic	17	396	413
Total	169	1,280	1,449

Civil dispositions[m]

Law:	
Voluntary dismissal	1,807
Default judgment	1,803
Dismissed by judge	568
Transferred	16
Small claims:	
Settled/discontinued/ dismissed/summary judgment	9,714

Criminal dispositions

Jury trial:	
Guilty plea	241
Nonjury trial:	
Guilty plea	24
Guilty plea before trial	12,590
Dismissed by court	1,038
Transferred to Juvenile Court	130
Dismissed by attorney for the state	3,804

Age of pending cases

	Civil (law)	Felony	Misdemeanor	Traffic
Under 3 months	(n)	449	1,568	(n)
3+ to 6 months	(n)	225	532	(n)
Under 6 months	(n)	674	2,100	2,158
6+ to 12 months	(n)	205	601	326
Under 12 months	1,602	879	2,701	2,484
12+ to 24 months	668	80	305	207
24+ to 36 months	293	35	112	43
Over 36 months	218	15	23	16

Traffic dispositions

Plea	36,804
Nolle prosequi	753
Dismissed	712
Referred to Department of Motor Vehicles (noncompliance)	6,140

Boldface headings indicate the classifications used by the NCSP.

[a]Court jurisdiction:
The District Court was created as a court of limited jurisdiction but since its creation has steadily increased its scope to include almost all criminal business except for homicides and cases where the sentence may be life imprisonment.
[b]Particular court or reporting system information:
Vermont has changed the reporting period of the District Court from the calendar year to the fiscal year. As a result, the beginning pending figures for the 1977 court year do not equal the end pending figures for the 1976 court year.
[d]Case definition or unit of count:
A civil case is counted with the filing of a petition or complaint.
The criminal case unit of count is the number of informations, indictments, or complaints.
A jury trial is counted if tried to verdict.
A non-jury trial is counted if tried to decision.
[m]Categories for disposition type or trial data:
Civil trials and civil dispositions only include data for law and small claims cases.
[n]Time intervals or age of pending data:
Civil age of pending cases under 3 months, 3+ to 6 months, under 6 months, and 6+ to 12 months are listed as under 12 months.
Traffic age of pending cases under 3 months and 3+ to 6 months are listed as under 6 months.

Source: Office of the Court Administrator, Judicial Statistics for Year Ending June 30, 1977 (Montpelier, Vermont). Statistics are from the annual report except that totals have been computed where necessary.

VERMONT PROBATE COURT[b]
Court of limited jurisdiction
19 circuits
July 1, 1976 to June 30, 1977

	Beginning pending[b]	Filed	Disposed	End pending
Civil[d]:				
Domestic relations:				
Adoptions	124	494	504	114
Other domestic relations:				
Pre-marriage matters	0	635	635	0
Total	124	1,129	1,139	114
Estate:				
Probate/wills/intestate:				
Decedent estates and testamentary trusts	4,615[i]	1,961	2,065[i]	4,626[i]
Guardianship/conservatorship/trusteeship:				
Guardianship	3,215[i]	717	406[i]	3,628[i]
Other estate:				
Gifts to minors	2	9	11	0
Cemetaries	0	0	0	0
Vital records	102	442	425	119
Total	104	451	436	119
Total	7,934[i]	3,129	2,907[i]	8,373[i]
Mental health:				
Alcohol and drug commitments	0	6	5	1
Other civil:				
Change of name	11	167	167	11
Total civil	8,069[i]	4,431	4,218[i]	8,498[i]
Grand total	8,069[i]	4,431	4,218[i]	8,498[i]

Number of contested hearings held

Domestic relations:	
Adoptions	35
Estate:	
Decedent estates and testamentary trusts	80[i]
Guardiarships	27[i]
Mental health	3
Total	145[i]

Boldface headings indicate the classifications used by the NCSP.

[b]Particular court or reporting system information:
Vermont has changed the reporting period of the Probate Court from the calendar year to the fiscal year. As a result, the beginning pending figures for the 1977 court year do not equal the end pending figures for the 1976 court year.

[d]Case definition or unit of count:
A civil case is counted with the filing of a petition or complaint.

[δ]Change in pending does not equal the difference between filings and dispositions:
This difference is because pending figures do not include cases commenced prior to January 1, 1970 for these categories. All cases are counted in the dispositions column. Figures are as reported in the annual report.

[i]Data are not complete:
Figures for pending cases, dispositions, and for the number of contested hearings held in decedent estates and testamentary trusts and guardianship cases do not include hearings held for cases commenced prior to January 1, 1970.

Source: Office of the Court Administrator, Judicial Statistics for Year Ending June 30, 1977 (Montpelier, Vermont). Statistics are from the year ending report except that totals have been computed where necessary.

VIRGINIA COURT SYSTEM, 1977

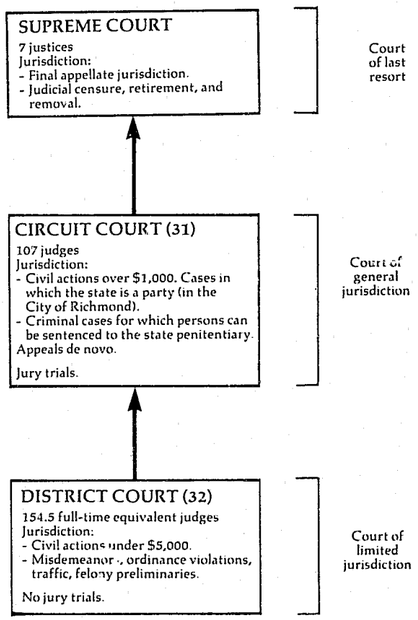

↑ Indicates route of appeal.

Preceding page blank

VIRGINIA SUPREME COURT
Court of last resort
7 justices
January 10, 1977 to January 7, 1978

	Beginning pending	Filed	Disposed	End pending
Cases:				
Appeals:				
Petitions to appeal granted:				
Civil	X	(153)[e]	X	X
Criminal	X	(59)[e]	X	X
Postconviction remedy:				
Habeas corpus	X	(0)[e]	X	X
Total appeals	112	(212)[e]	229	1368
Other cases:				
Original proceedings:				
Original jurisdiction:				
Habeas corpus	X	X	213	X
Mandamus	X	X	42	X
Prohibition	X	X	6	X
Total	61[1]	X	261	70
Requests to appeal:				
Petitions to appeal:				
Withdrawn	--	X	58	--
Civil	197[1]	X	426 (153)[e]	228
Criminal	210[1]	X	757 (59)[e]	300
Postconviction remedy:				
Habeas corpus	11[1]	X	36 (0)[e]	14
Total	418[1]	X	1,277 (212)[e]	542
Total other cases	479[1]	1,932	1,538 (212)[e]	612[g]
Total cases	591	1,932 (212)[e]	1,767 (212)[e]	748[g]
Other proceedings:				
Rehearing requests	N/A	75	71	N/A
Other matters:				
Orders to show cause or respond	--	--	264	--
Total other proceedings	N/A	75	335	N/A

Manner of disposition

	Appeals
Written opinion	164
By order	65
Withdrawn	58

Disposition of cases

	Appeals	Requests to appeal	Original jurisdiction
Affirmed	75	--	--
Reversed, remanded, etc.	89	--	--
Denied	--	1,219	236
Withdrawn	--	58	--

Boldface headings indicate the classifications used by the NCSP.
N/A = This case type is handled by the court, but the data are unavailable.
X = The data for this case type are known to be included in the total but were not available by category.
-- = Not applicable.

[e]Cases not included in the total to avoid double counting:
Petitions to appeal granted are not counted as disposed until the appeal is disposed; a filing is not counted for the appeal. The number of granted petitions to appeal appear in parentheses.
[g]Change in pending does not equal the difference between filings and dispositions:
Figures are as reported in the annual report.
[1]Special source or revision in data:
Beginning pending figures for other cases were taken from the 1976 annual report, where they are listed as end pending figures for 1976.

Source: Office of the Executive Secretary, Supreme Court, State of the Judiciary Report 1976 and State of the Judiciary Report 1977 (Richmond, Virginia: 1977 and 1978). Statistics are from the annual report except that totals have been computed where necessary.

VIRGINIA CIRCUIT COURT
Court of general jurisdiction
31 circuits, 107 judges
January 1, 1977 to December 31, 1977

	Beginning pending	Filed	Disposed	End pending
Civil[d]:				
Law:				
Other law	X	21,990	20,749	X
Real property rights:				
Condemnation	X	1,140	1,198	X
Equity:				
Other chancery	X	11,097	10,578	X
Domestic relations:				
Marriage dissolution:				
Divorce	X	31,107	29,748	X
Appeal	X	2,351	1,470	X
Total civil	86,296[fh]	67,685	63,743	90,238
Criminal[d]:				
Felony	8,655[fh]	27,762	27,876	8,541
Misdemeanor	4,465[fh]	21,482	19,658	6,289
Extraordinary writ:				
Habeas corpus	25[fh]	422	409	38
Total criminal	13,145[fh]	49,666	47,943	14,868
Grand total	99,441[fh]	117,351	111,686	105,106

Trial[d]

	Jury	Non-jury	Total
Civil			
Law	1,451	3,632	5,083
Real property rights	281	483	764
Equity	34	3,944	3,978
Domestic relations:			
Marriage dissolution	23	23,742	23,765
Appeal	159	450	609
Total	1,948	32,251	34,199
Criminal:			
Felony	1,283	6,425	7,708
Misdemeanor	725	5,414	6,139
Extraordinary writ	0	140	140
Total	2,008	11,979	13,987
Grand total	3,956	44,230	48,186

Civil dispositions

	Law	Real property rights	Equity	Marriage dissolution	Appeal	Total
Settled/dismissal	12,439	377	3,033	2,311	660	18,820
Default judgment	1,155	1	26	53	27	1,262
Case purged	1,390	23	1,481	3,066	137	6,097

Criminal dispositions

	Felony	Misdemeanor	Extraordinary writ	Total
Withdrawal prior to trial	--	1,592	6	1,598
Dismissed without trial	507	876	172	1,555
Nolle Prosequi	5,187	2,730	--	7,917
Guilty plea prior to trial	12,230	7,507	--	19,737
Other	1,668	814	91	2,573

Boldface headings indicate the classifications used by the NCSP.
X = The data for this case type are known to be included in the total but were not available by category.
-- = Not applicable.

[d]Case definition or unit of count:
A civil case is counted with the filing of a petition or complaint.
The criminal case unit of count is the number of defendants on the indictment.
A jury trial is counted when the jury is sworn.
A non-jury trial is counted at the point when an opening statement or the introduction of any evidence occurs.
[f]Beginning pending figure for the 1977 court year does not equal the end pending figure for the 1976 court year:
Figures are as given in the annual report.
[h]Figure was computed:
Beginning pending figure was calculated from filings, dispositions, and end pending figures.

Source: Office of the Executive Secretary, Supreme Court, State of the Judiciary Report 1977 (Richmond, Virginia: 1978). Statistics are from the report except that totals have been computed where necessary.

VIRGINIA DISTRICT COURT
Court of limited jurisdiction
32 districts, 154.5[c] full-time equivalent judges
January 1, 1977 to December 31, 1977

	Beginning pending	Filed	Disposed	End pending
Civil[d]:				
Domestic relations	N/A	46,693	41,166	N/A
Other civil:				
Civil	N/A	356,452	339,224	N/A
Total civil	N/A	403,145	380,390	N/A
Criminal[d]:				
Other criminal:				
Criminal	N/A	280,238	261,861	N/A
Total criminal	N/A	280,238	261,861	N/A
Traffic:				
Total traffic	N/A	844,365	802,353	N/A
Juvenile:				
Total juvenile	N/A	115,745	94,048	N/A
Grand total	N/A	1,643,493	1,538,652	N/A

Boldface headings indicate the classifications used by the NCSP.
N/A = This case type is handled by the court, but the data are unavailable.

[c]Judge information:
The court is also served by magistrates. There are 410 positions authorized, 241 of which serve full-time. During the 1977 court year, they issued 287,405 arrest warrants, 208,572 bonds, 36,428 summons, 2,287 search warrants, 166,426 committals and releases, and 153,466 civil warrants. Starting July 1, 1977, they were authorized to dispose of minor traffic infractions by prepayment, and handled 9,112 of these cases in the remaining six months of the court year.
[d]Case definition or unit of count:
A civil case is counted with the filing of a petition or complaint.
The criminal case unit of count is the number of defendants on the indictment or complaint.

Source: Office of the Executive Secretary, Supreme Court, State of the Judiciary Report 1977 (Richmond, Virginia: 1978). Statistics are from the annual report except that totals have been computed where necessary.

WASHINGTON COURT SYSTEM, 1977

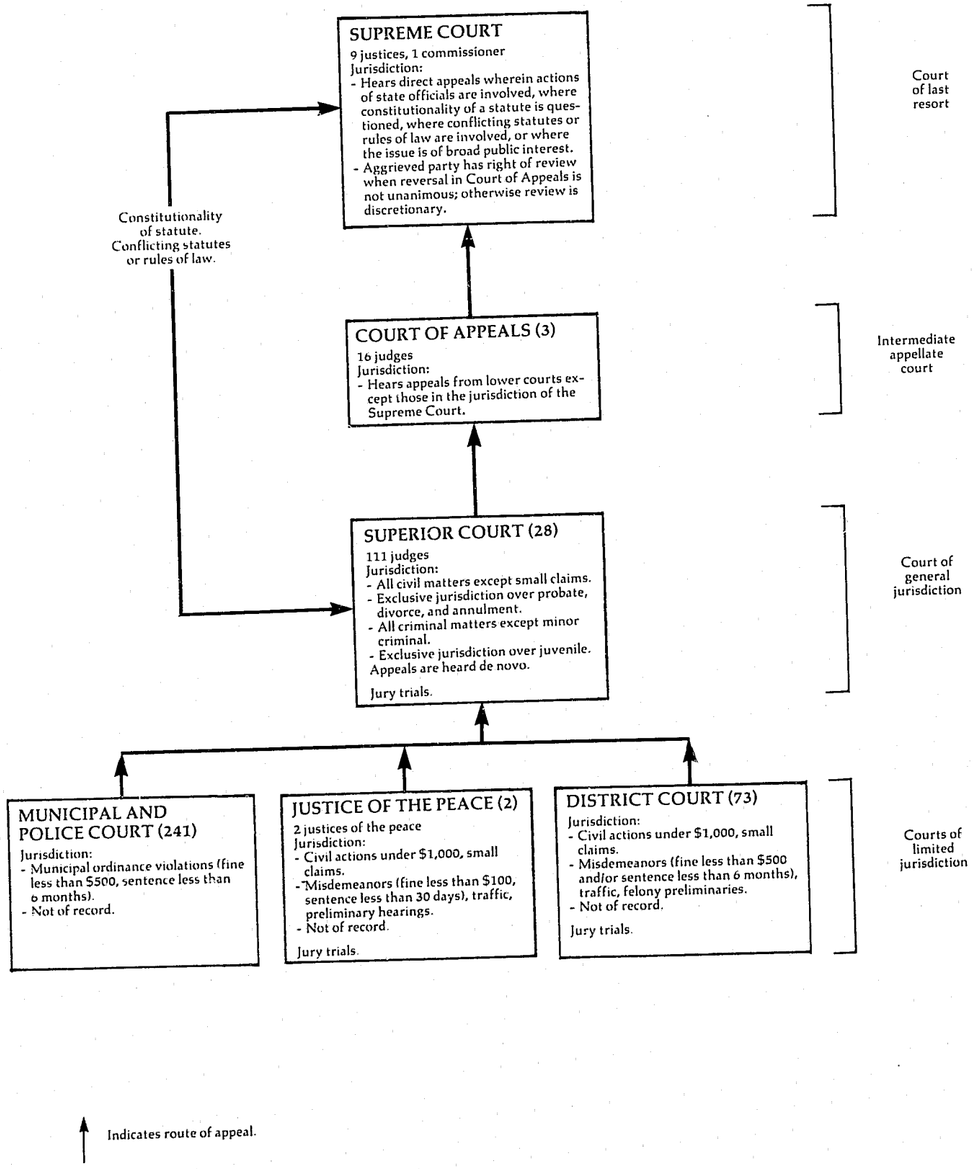

WASHINGTON SUPREME COURT
Court of last resort
9 justices[c]
January 1, 1977 to December 31, 1977

	Beginning pending	Filed	Disposed	End pending
Cases:				
Appeals:				
Civil	154	156	146	164
Criminal	44	66	54	56
Total appeals	198	222	200	220
Other cases:				
Original proceedings:				
Disciplinary matter	3	11	6	8
Total	3	11	6	8
Requests to appeal:				
Petitions for review:				
Civil	42	136	113	64
Criminal	60	155	148	68
Total	102	291	261	132
Motions, writs, etc.[j]	32[f]	114	95	51
Total	134[f]	405	356	183
Total other cases	137[f]	416	362	191
Total cases	335	638	562	411

Manner of disposition

	Appeals	Disciplinary	Petitions for review	Motions/wills	Total
Opinion	113	1	23	21	158
Order:					
Denied	13	0	236	31	280
Dismissed	51	5	2	41	99
Transferred	23	0	0	2	25

Time interval[n] (median months)

	Median
Filing of notice of appeal to date perfected (ready for setting)	6.5
Date perfected to date argued	4.0
Date argued to filing of opinion	7.5
Filing of notice of appeal to date opinion filed	18.0

Status of pending cases (12/31/77)

Not ready	83
Ready for setting	25
Set for hearing	196
Opinion/order in process	96
Opinion/order filed	11

Boldface headings indicate the classifications used by the NCSP.

[c]Judge information:
In addition, one commissioner serves the Supreme Court.
[f]Beginning pending figure for the 1977 court year does not equal the end pending figure for the 1976 court year:
Figures were revised by the clerk of the Supreme Court.
[j]Explanation of data included in the category:
Motions, writs, etc. includes cases of personal restraint and discretionary review.
[n]Information on time interval or age of pending data:
This data includes only those appeals which were filed directly in the Supreme Court. The appeals which were filed originally in the Court of Appeals and were later certified or transferred to the Supreme Court required an average of five months more in processing.

Source: Office of the Administrator for the Courts, 21st Annual Report 1977 (Olympia, Washington). Statistics are from the annual report except that totals have been computed where necessary.

WASHINGTON COURT OF APPEALS
Intermediate appellate court
3 divisions, 16 judges
January 1, 1977 to December 31, 1977

	Beginning pending	Filed	Disposed	End pending
Cases:				
Appeals:				
Civil	1,153	1,057	938[h]	1,272
Criminal	688	640	442[h]	886
Total appeals	1,841	1,697	1,380	2,158
Other cases:				
Original proceedings:				
Personal restraint petitions[j]	21	143	102[h]	62
Requests to appeal:				
Motions for discretionary review	53	156	152[h]	57
Total other cases	74	299	254	119
Total cases	1,915	1,996	1,634	2,277

Manner of disposition

	Appeals	Other cases	Total
Published opinion	270	17	287
Unpublished opinion	387	20	407
Order:			
Denied	—	152	152
Dismissed	615	53	668
Transferred	108	12	120

Time interval (median months)

	Div. I	Div. II	Div. III
Filing of notice of appeal to date perfected	5.0	7.4	6.0
Date perfected to date argued	7.0	8.0	7.0
Date argued to filing of opinion	4.0	2.0	2.0
Filing of notice of appeal to date opinion filed	16.0	17.4	15.0

Status of pending case (12/31/77)

Not ready for setting	1,000
Ready for setting	446
Set for hearing	372
Opinion/order in process	145
Opinion/final order filed	314

Boldface headings indicate the classifications used by the NCSP.
— = Not applicable.

[h]Figure was computed:
Disposed figures were computed from pending and filed data.
[j]Explanation of data included in the category:
Personal restraint petitions include habeas corpus, writs and motions, and CcR 7.7 cases.

Source: Office of the Administrator for the Courts, 21st Annual Report 1977 (Olympia, Washington). Statistics are from the annual report except that totals have been computed where necessary.

WASHINGTON SUPERIOR COURT
Court of general jurisdiction
28 courts, 110 judges
January 1, 1977 to December 31, 1977

	Beginning pending	Filed	Disposed	End pending
Civil[d]:				
Tort:				
Auto tort	N/A	3,857	X	N/A
Other tort	N/A	3,464	X	N/A
Total	N/A	7,321	X	N/A
Contract	N/A	19,779	X	N/A
Real property rights:				
Property rights	N/A	3,663	X	N/A
Condemnations	N/A	156	X	N/A
Total	N/A	3,819	X	N/A
Domestic relations:				
Marriage dissolution:				
Dissolutions	N/A	32,995	X	N/A
Other domestic relations	N/A	6,979	X	N/A
Total	N/A	39,974	X	N/A
Estate:				
Probate/wills/intestate:				
Probate	N/A	16,164	12,355	N/A
Mental health	N/A	2,810	N/A	N/A
Appeal:				
Appeal of trial court case:				
Lower court appeals	N/A	517	X	N/A
Extraordinary writ:				
Writs and injunctions	N/A	1,216	X	N/A
Other civil	N/A	7,400	X	N/A
Total civil	N/A	99,000	85,141[i]	N/A
Criminal[d]:				
Felony/misdemeanor:				
Crime against person[j]	N/A	2,451	X	N/A
Crime against property[j]	N/A	3,827	X	N/A
Liquor/narcotics	N/A	1,722	X	N/A
Other criminal	N/A	2,738	X	N/A
Total	N/A	10,738	X	N/A
Appeal:				
Lower appeals	N/A	3,403	X	N/A
Total criminal	N/A	14,141	14,664	N/A
Juvenile:				
Total juvenile	N/A	14,824	N/A	N/A
Grand total	N/A	127,965	99,805[i]	N/A

Trial[d]

	Jury	Non-jury	Total
Civil[m]	990	6,967	7,957
Criminal	2,153	610	2,763
Total	3,143	7,577	10,720

Boldface headings indicate the classifications used by the NCSP.
N/A = This case type is handled by the court, but the data are unavailable.
X = The data for this case type are known to be included in the total but were not available by category.

[d]Case definition or unit of count:
A civil case is counted with the filing of a petition or complaint.
The criminal case unit of count is the number of defendants on the information or indictment.
A jury trial is counted when the jury is sworn.
A non-jury trial is counted when the first witness is sworn.
[i]Data are not complete:
Total civil disposition figure does not include mental health cases.
Grand total disposition figure does not include mental health or juvenile cases.
[j]Explanation of data included in the category:
Crime against person category includes homicide, assault, sex offenses, and robbery.
Crime against property category includes burglary, larceny, and forgery.
[m]Information on disposition type or trial data:
Civil trials data do not include estate or mental health cases.

Source: Office of the Administrator for the Courts, 21st Annual Report 1977 (Olympia, Washington). Statistics are from the annual report except that totals have been computed where necessary.

WASHINGTON DISTRICT COURT AND JUSTICES OF THE PEACE[k]
Court of limited jurisdiction
73 district courts, 2 justices of the peace
January 1, 1977 to December 31, 1977

	Beginning pending	Filed	Disposed	End pending
Civil[d]:				
Law:	N/A	50,681	N/A	N/A
Civil	N/A	21,074	N/A	N/A
Small claims	N/A	71,755	N/A	N/A
Total civil				
Criminal[d]:				
Misdemeanor	N/A	67,264	N/A	N/A
Preliminary hearing:				
Felony preliminary	N/A	6,731	N/A	N/A
Total criminal	N/A	73,995	N/A	N/A
Traffic:				
Total traffic	N/A	559,596	N/A	N/A
Grand total	N/A	705,346	N/A	N/A

Trial[d]

	Jury	Non-jury	Total
Civil	161	4,797	4,958
Criminal, District Court workload	253	8,501	8,754
Traffic, District Court workload	690	39,086	39,776
Criminal and traffic, Municipal Court workload[kl]	280	18,719	18,999
Grand total	1,384	71,103	72,487

Criminal dispositions[m]

Bail forfeitures 14,938

Traffic dispositions[m]

Bail forfeitures 336,634

Boldface headings indicate the classifications used by the NCSP.
N/A = This case type is handled by the court, but the data are unavailable.

[d]Case definition or unit of count:
A civil case is counted with the filing of a petition or complaint.
The criminal case unit of count is the number of defendants on the information, indictment, or complaint.
A jury trial is counted when the jury is sworn.
A non-jury trial is counted when the first witness is sworn.

[k]Additional information:
District Court and Justices of the Peace data include Municipal Court cases that are processed by District Courts, which contract with municipalities for this purpose.

[l]Special source or revision in data:
Data for trial information for criminal and traffic cases handled in the Municipal Court were supplied by the Office of the Administrator for the Courts during the data verification process.

[m]Explanation of data included in the category:
Criminal and traffic dispositions include figures for bail forfeiture listed under both the court business of the District Courts and of Municipal Courts that contract with the District Courts.

Source: Office of the Administrator for the Courts, 21st Annual Report 1977 (Olympia, Washington). Statistics are from the annual report except that totals have been computed where necessary, and additions were made by the Office of the Administrator for the Courts during data verification.

WASHINGTON MUNICIPAL COURT
Court of limited jurisdiction
241 courts
January 1, 1977 to December 31, 1977

	Beginning pending	Filed	Disposed	End pending
Criminal[d]:				
Ordinance violation:				
Criminal	N/A	43,379[i]	N/A	N/A
Total criminal	N/A	43,379[i]	N/A	N/A
Traffic:				
Parking:				
Parking citations	N/A	1,015,296[i]	N/A	N/A
Other traffic violation:				
Traffic	N/A	260,434[i]	N/A	N/A
Total traffic	N/A	1,275,730[i]	N/A	N/A
Grand total	N/A	1,319,109[i]	N/A	N/A

Trial[d]

	Jury	Non-jury	Total
Criminal	X	X	X
Traffic	X	X	X
Total	273	31,294	31,567

Criminal dispositions

Bail forfeitures ..... 10,389[l]

Traffic dispositions

Bail forfeitures ..... 160,361[l]

Boldface headings indicate the classifications used by the NCSP.
N/A = This case type is handled by the court, but the data are unavailable.
X = The data for this case type are known to be included in the total but were not available by category.

[d]Case definition or unit of count:
The criminal case unit of count is the number of defendants on the information, indictment, or complaint.
A jury trial is counted when the jury is sworn.
A non-jury trial is counted when the first witness is sworn.

[i]Data are not complete:
No data were available for the towns of Anacortes, Elma, George, Ocean Shores, Omak, Riverside, Rockford, Skykomish, Soap Lake, West Richland, and Zillah.

[k]Additional information:
Municipal and Police Court figures do not include those Municipal Court cases (municipal ordinance violations/traffic violations) that are processed by District Courts, which contract with municipalities for this purpose.

[l]Special source or revision in data:
Disposition figures for criminal and traffic cases were supplied by the Office of the Administrator for the Courts during the data verification process.

Source: Office of the Administrator for the Courts, 21st Annual Report 1977 (Olympia, Washington). Statistics are from the annual report except that totals have been computed where necessary, and corrections were made by the Office of the Administrator for the Courts during data verification.

WEST VIRGINIA COURT SYSTEM, 1977

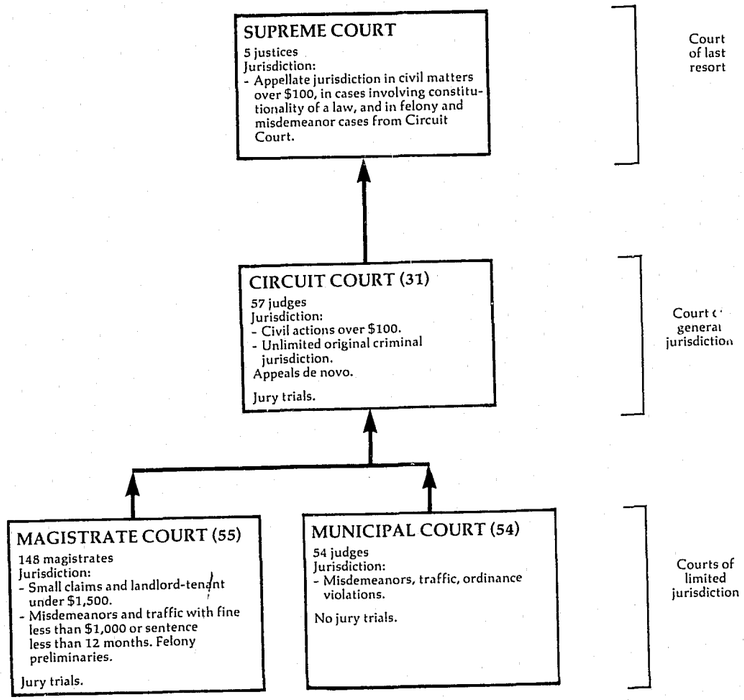

WEST VIRGINIA SUPREME COURT OF APPEALS
Court of last resort
5 justices
January 1, 1977 to December 31, 1977

	Beginning pending	Filed	Disposed	End pending
Cases:				
Appeals:				
Total appeals	5[h]	0 (185)[e]	179	11
Other cases[k]:				
Original proceedings:				
Advisory opinion:				
Certified quesion	X	2	2	X
Original jurisdiction	X	441	441	X
Total	3[f]	443	443	3[h]
Requests to appeal	43	420	198 (222)[e]	43[h]
Total other cases	46[f]	863	641 (222)[e]	46
Total cases	51	863 (185)[e]	820 (222)[e]	57
Other proceedings:				
Rehearing requests	0	13	13	0
Total other proceedings	0	13	13	0

Manner of disposition (matured cases)

Written and per curiam opinion	139
Dismissal/withdrawal	8
Undecided	46

Disposition of original proceedings

	Original jurisdiction	Advisory opinion
Granted	177	1
Denied	259	1

Boldface headings indicate the classifications used by the NCSP.
Blank space = Not enough information is known. The case category may or may not be handled by the court.
X = The data for this case type are known to be included in the total, but were not available by category.

[e]Cases not included in the total to avoid double counting:
Requests to appeal that have been granted are not counted as disposed until the appeal is disposed; a filing is not counted for the resulting appeal. These granted requests to appeal are the numbers appearing in parentheses.
[f]Beginning pending figure for the 1977 court year does not equal the end pending figure for the 1976 court year:
Data are as given in the unpublished report.
[h]Figure was computed:
Pending figures were computed from disposed, filed and the other pending figures.
[k]Additional information:
West Virginia does not have an automatic appeal in either civil or criminal cases. Case accounting provided by the court consists of accounting for petitions for appeal filed and acted upon. Data are not maintained regarding appeals as a separate category.
Original proceedings are heard on a discretionary basis.

Source: Unpublished data provided by the administrative office of the courts. Statistics are from the unpublished data except that totals have been computed where necessary.

WEST VIRGINIA CIRCUIT COURT
Court of general jurisdiction
31 circuits, 57 judges
January 1, 1977 to December 31, 1977

	Beginning pending	Filed	Disposed	End pending
Civil[d]:				
Domestic relations:				
Adoption	187[h]	1,295	1,230	252
Other civil:				
Civil	34,248[h]	33,542	31,691	36,099
Total civil	34,435[h]	34,837	32,921	36,351
Criminal[d]:				
Total criminal	10,351[h]	9,875	8,512	11,714
Juvenile:				
Total juvenile	3,510[h]	7,318	7,522	3,306
Grand total	48,296[h]	52,030	48,955	51,371

Boldface headings indicate the classifications used by the NCSP.

[d]Case definition or unit of count:
A civil case is counted with the filing of a petition or complaint.
The criminal case unit of count is the number of indictments or warrants issued.
[h]Figure was computed:
Beginning pending figures were calculated from filed, disposed, and end pending data.

Source: Unpublished data provided by the administrative office of the courts. Statistics are from the unpublished data except that totals have been computed where necessary.

WEST VIRGINIA MAGISTRATE COURT[a,i]
Court of limited jurisdiction
55 courts, 148 magistrates
July 1, 1977 to December 31, 1977

	Beginning pending	Filed	Disposed	End pending
Civil[d]:				
Total civil	N/A	N/A	13,360[i]	N/A
Criminal[d]:				
Misdemeanor	N/A	N/A	25,126[i]	N/A
Preliminary hearing:				
Felony	N/A	N/A	3,143[i]	N/A
Total criminal	N/A	N/A	28,269[i]	N/A
Traffic:				
Other traffic violation:				
Traffic and D.N.R.	N/A	N/A	42,036[i]	N/A
Total traffic	N/A	N/A	42,036[i]	N/A
Grand total	N/A	N/A	83,665[i]	N/A

Boldface headings indicate the classifications used by the NCSP.
N/A = This case type is handled by the court, but the data are unavailable.

[a]Court jurisdiction:
This court was established January 1, 1977, replacing the Justice Courts throughout the state.
[d]Case definition or unit of count:
A civil case is counted with the filing of a petition or complaint.
The criminal case unit of count is the number of warrants issued.
[i]Data are not complete:
There were no reports received from Lewis, Logan, and Taylor counties; one monthly report was received from Webster and Wood counties; two monthly reports were received from Berkeley and Ritchie counties; three monthly reports from Tucker and Wyoming counties; four monthly reports from Kanawha and Raleigh counties; and five monthly reports from Mingo, Pendleton, Putnam, Randolph, and Wirt counties.
[j]Explanation of data included in the category:
"D.N.R." are cases, primarily traffic violations, occurring in state parks under the jurisdiction of the Department of Natural Resources.

Source: Unpublished data provided by the administrative office of the courts. Statistics are from the unpublished data except that totals have been computed where necessary.

WEST VIRGINIA MUNICIPAL COURT
Court of limited jurisdiction
54 courts, 54 judges
January 1, 1977 to December 31, 1977

There were no data available for cases handled in the Municipal Court for 1977.

CONTINUED



WISCONSIN COURT SYSTEM, 1977

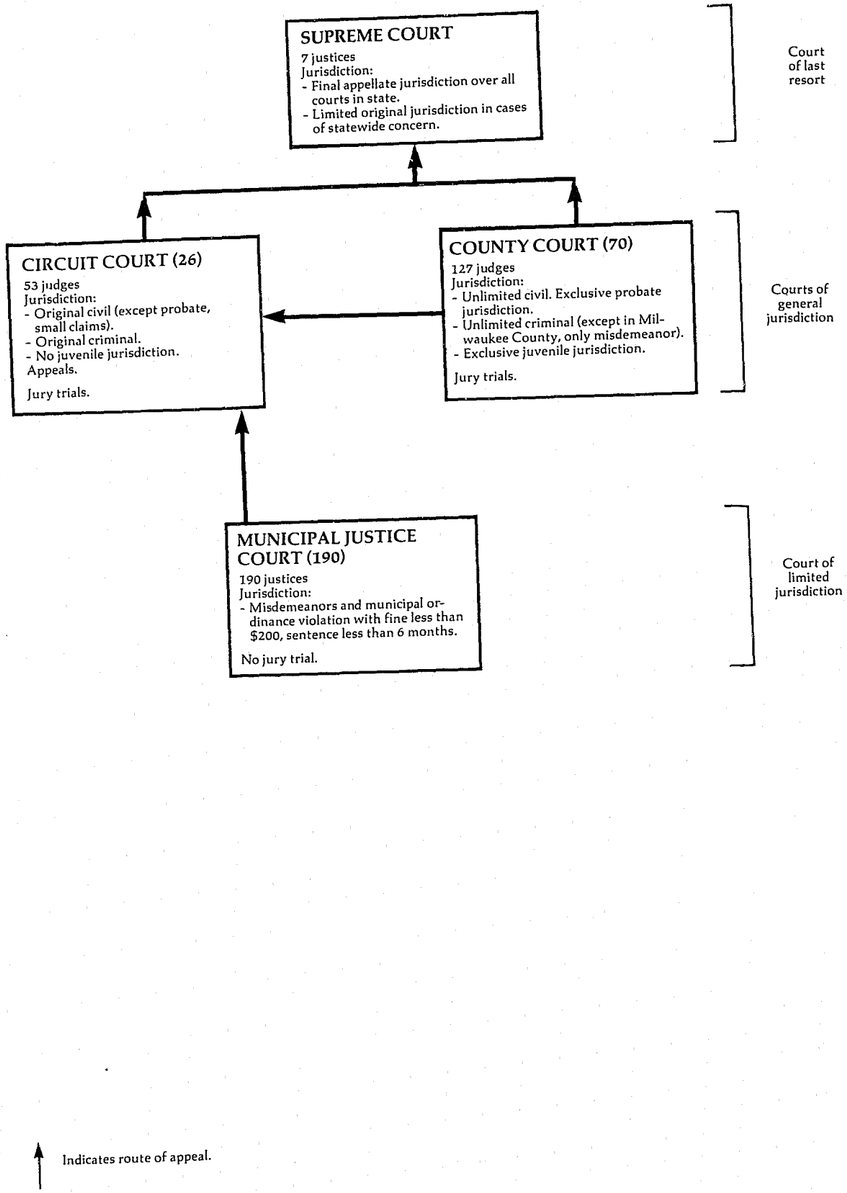

Preceding page blank

WISCONSIN SUPREME COURT
Court of last resort
7 justices
July 1, 1976 to July 1, 1977

	Beginning pending	Filed	Disposed	End pending
Cases:				
Appeals:				
Civil	478	516[j]	433	561
Criminal[k]	152	234	216	170
Total appeals	630	750	649	731
Other cases:				
Original proceedings:				
Habeas corpus	0	6	6	0
Mandamus	0	14	14	0
Prohibition	0	29	29	0
Certiorari	0	2	2	0
Stay	0	21	21	0
Miscellaneous	0	6	6	0
Original actions	3	4	4	3
Total	3	82	82	3
Disciplinary	6	16	14	8
Total	9	98	96	11
Requests to appeal:				
Postconviction remedy:				
Habeas corpus	0	20	20	0
Mandamus	0	16	16	0
Prohibition	0	4	4	0
Certiorari	0	4	4	0
Miscellaneous	0	12	12	0
Total	0	56	56	0
Total other cases	9	154	152	11
Total cases	639	904	801	742
Other proceedings:				
Rehearing requests:				
Motion for rehearing	--	32	32	--
Motion for reconsideration	--	7	7	--
Total	--	39	39	--
Other matters:				
Motions	--	295	295	--
Foreign bar admissions	--	28	28	--
Petition to appoint counsel on denial of postconviction motion	--	12	12	--
Total	--	335	335	--
Total other proceedings	--	374	374	--

Manner of disposition

	Total
Published written opinion	284[m]
Published per curiam	25
Unpublished per curiam	127
Terminated without opinion	228

Disposition of appeals

	Civil	Criminal	Total
Affirmed	158	151	309
Reversed	59	30	89
Dismissed	192	19	211
Affirmed/reversed	13	6	19
Affirmed/dismissed	3	1	4
Affirmed/modified	6	6	12
Vacated	2	3	5

Disposition of other cases

	Granted	Denied	Dismissed
Original jurisdiction	28	53	1
Requests to appeal	0	56	0

Time interval (median months)

	Civil opinions	Criminal opinions	Total opinions
Docketed date to filing date of appellant's brief	2.33	1.30	1.46
Filing date of appellant's brief to filing date of respondent's brief	1.13	1.53	1.40
Filing date of respondent's brief to date of submission	14.06	6.53	10.93
Date of submission to date of decision	1.13	.93	1.13
Date of decision to date of remittitur	2.06	.96	1.66
Total time--docketing date to date of remittitur	21.50	12.66	19.10

Boldface headings indicate the classifications used by the NCSP.
-- = Not applicable.

[j]Explanation of data included in the category:
Civil appeals filed includes one reinstated case.

[k]Additional information:
Pursuant to a new procedure adopted at the beginning of the 1976-77 term, "no merit" cases are now docketed as regular criminal cases by the clerk of court.

[m]Information on disposition type or trial data:
In addition to the 284 majority published written opinions, there were 22 dissenting opinions and 10 concurring opinions published.

Source: Administrator of the Courts, Judicial Statistics 1977 (Madison, Wisconsin: 1977)(unpublished). Statistics are from the unpublished annual report except that totals have been computed where necessary. Revisions and corrections were made by the administrative office of the court during data verification.

WISCONSIN CIRCUIT COURT AND COUNTY COURT[b]
Court of general jurisdiction
26 courts, 53 judges; 70 courts, 127 judges
January 1, 1977 to December 31, 1977

	Beginning pending	Filed	Disposed	End pending
Civil[d]:				
Small claims	N/A	N/A	127,045	N/A
Domestic relations[j]:				
Marriage dissolution:				
Actions affecting marriage	N/A	N/A	19,234	N/A
Estate:				
Probate/wills/intestate:				
Estate	N/A	N/A	44,628	N/A
Other civil[j]:				
Civil:				
Circuit	N/A	N/A	23,151	N/A
County	N/A	N/A	43,452	N/A
Total	N/A	N/A	66,603	N/A
Total civil	N/A	N/A	257,510	N/A
Criminal[d]:				
Felony/misdemeanor:				
Criminal	N/A	N/A	73,664	N/A
Other criminal:				
Forfeiture actions	N/A	N/A	62,913	N/A
Total criminal	N/A	N/A	136,577	N/A
Traffic[d]:				
Total traffic	N/A	N/A	321,610	N/A
Juvenile[d]:				
Total juvenile	N/A	N/A	17,512	N/A
Grand total	N/A	N/A	733,209	N/A

Boldface headings indicate the classifications used by the NCSP.
N/A = This case type is handled by the court, but the data are unavailable.

[b]Particular court or reporting system information:
The change in the 1977 statistical reporting format is due to a change in statewide data collection from an aggregate to a case-by-case tracking system. The conversion resulted in some incongruities, producing some distortion in the 1977 judicial statistics. The statistics reported above were taken from reports prepared by the clerks of court. No filing figures are available.

[d]Case definition or unit of count:
A civil case is counted with the filing of a petition or complaint.
The criminal and traffic case unit of count is the number of informations or indictments where the suit tax is collected. This, therefore does not include dismissals, not guilty judgments, or cases where the defendant was adjudged indigent and unable to pay.
A juvenile disposition is counted with the disposition of a formal petition.

[j]Explanation of data included in the category:
Estate cases include estate, guardianship, trusts, other probate, mental health, adoption, and public assistance cases. These cases are all handled in the County Court.
Domestic relations cases do not include adoption or public assistance cases.
Other civil cases include money judgements, torts, appeals, support actions and other civil cases filed.

Source: Administrator of the Courts, Judicial Statistics 1977 (Madison, Wisconsin: 1977)(unpublished). Statistics are from the unpublished annual report except that totals have been computed where necessary.

WISCONSIN MUNICIPAL JUSTICE COURT[i]
Court of limited jurisdiction
190 courts, 190 justices[c]
January 1, 1977 to December 31, 1977

	Beginning pending	Filed	Disposed	End pending
Criminal[d]:				
Ordinance violation:				
Other ordinance violations	N/A	N/A	29,464[i]	N/A
Other criminal:				
Other cases	N/A	N/A	4,340[i]	N/A
Total criminal[k]	N/A	N/A	33,804[i]	N/A
Traffic:				
Parking	N/A	N/A	108,488[i]	N/A
Other traffic violation:				
Traffic	N/A	N/A	129,812[f]	N/A
Total traffic	N/A	N/A	238,300[i]	N/A
Grand total	N/A	N/A	272,104[i]	N/A

Boldface headings indicate the classifications used by the NCSP.
N/A = This case type is handled by the court, but the data are unavailable.

[c]Judge information:
190 municipal justices reported statistics for 1977, an increase of 54 over the total of 136 who reported data for 1976. The municipal justice an spends average of 2 1/2 hours on the bench and another 3 hours on related court work each week.

[d]Case definition or unit of count:
The criminal case unit of count is the number of complaints.

[i]Data are not complete:
No data were reported for the cities of Abbotsford, Cumberland, Middleton, and Peshtigo, the towns of Blue Mounds, Dunn, Florence, Oregon, Palmyra, and Silver Cliff, and the villages of Avoca, Belleville, Monticello, New Auburn, and Valders.

[k]Additional information:
In addition to criminal cases disposed, there were also 25,629 warrants issued.

Source: Administrator of the Courts, Judicial Statistics 1977 (Madison, Wisconsin: 1977)(unpublished). Statistics are from the unpublished annual report except that totals have been computed where necessary.

WYOMING COURT SYSTEM, 1977

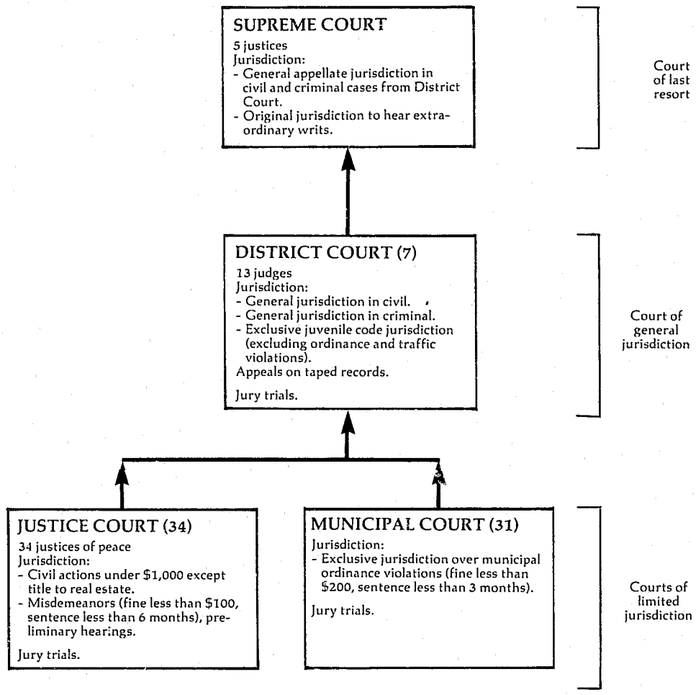

WYOMING SUPREME COURT
Court of last resort
5 justices
January 1, 1977 to December 31, 1977

	Beginning pending	Filed	Disposed	End pending
Cases:				
Appeals:				
Civil:				
School districts	X	3	X	X
County government	X	2	X	X
Municipalities	X	11	X	X
Probate	X	5	X	X
Parental rights	X	1	X	X
Divorce	X	9	X	X
Reserve questions	X	0	X	X
Other civil	X	48	X	X
Total	X	79	X	X
Criminal	X	39	78	X
Appeals of administrative agency case:				
State agency	X	12	X	X
Workmen's compensation	X	4	X	X
Total	X	16	X	X
Juvenile	X	1	X	X
Total appeals	X	135	160	X
Other cases:				
Original proceedings:	X	11	17	X
Total other cases	X	11	17	X
Total cases	153	146	177	122

Manner of disposition[m]

	Appeals				
	Number written	Civil, agency, and juvenile	Criminal	Original proceedings	Total
Opinion ..	102	45	69	0	114
Order	63	37	9	17	63

Time interval (average months)

Docketing to maturity	5
Maturity to argument	4
Argument to opinion	6

Status of pending cases (12/31/77)

Not matured	52
Matured	0
Set	18
Under advisement	44

Boldface headings indicate the classifications used by the NCSP.
X = The data for this case type are known to be included in the total but were not available by category.

[m]Information on disposition type or trial data:
The manner of disposicion chart contains information both on the number of opinions and orders written and the number of cases that were disposed by the opinions and orders, broken down by case type.
The 102 opinions disposed 114 cases; the 63 orders disposed 63 cases.

Source: Unpublished data supplied by the clerk of the Supreme Court. Statistics are from the unpublished data except that totals have been computed where necessary.

WYOMING DISTRICT COURT[i]
Court of general jurisdiction
7 districts, 13 judges
January 1, 1977 to December 31, 1977

	Beginning pending	Filed	Disposed	End pending
Civil[d]:				
Estate:				
Probate/wills/intestate:				
Probate	X	X	2,246[i]	X
Other civil	X	X	6,510[i]	X
Total civil	3,515[i]	9,044	8,756[i]	3,803[i]
Criminal[d]:				
Felony:				
Criminal	687[i]	1,284	1,352[i]	609[i]
Total criminal	687[i]	1,284	1,352[i]	609[i]
Juvenile:				
Total juvenile	N/A	829	N/A	N/A
Grand total	4,202[i]	11,157	10,108[i]	4,412[i]

Trial[d]

	Jury	Non-jury	Total
Civil	33	2,339	2,372
Criminal	78	238	316
Total	111	2,577	2,688

Civil dispositions[i]

Default	3,165
Dismissal	3,168

Criminal dispositions[i]

Guilty plea	582
Dismissal	376

Boldface headings indicate the classifications used by the NCSP.
X = The data for this case type are known to be included in the total but were not available by category.

[d]Case definition or unit of count:
A civil case is counted with the filing of a petition or complaint.
The criminal case unit of count is the number of informations.
The trial definition is not consistent statewide.
[i]Data are not complete:
Pending and disposed cases do not include cases filed before 1974.
Grand total pending and disposition data do not include juvenile cases.

Source: Office of the Court Coordinator for the Supreme Court of Wyoming, 1977 District Court Statistics (unpublished). Statistics are from this unpublished source except that totals have been computed where necessary.

WYOMING JUSTICE COURT
Court of limited jurisdiction
34 courts, 34 justices of the peace
January 1, 1977 to December 31, 1977

There were no data available for cases handled in the Justice Court for 1977.

WYOMING MUNICIPAL COURT
Court of limited jurisdiction
31 courts
January 1, 1977 to December 31, 1977

There were no data available for cases handled in the Municipal Court for 1977.

Appendices

Preceding page blank

Appendix A: Technical discussion of estimation procedures

A. Calculation of Missing and Incomplete Data

Least squares regression was used to estimate the total volume of filings and dispositions in trial and appellate courts for 1977. The procedure followed is similar to the one that was used to estimate the national totals for the 1976 edition of the Annual Report. The same or a reduced number of independent variables in each regression equation were used to predict 1977 filings and dispositions as were identified by the extended study conducted for the 1976 Annual Report. The coefficients of each regression equation were estimated, using all complete state-level caseload data. Puerto Rico and Guam were not included in the estimation procedure or in the 1977 estimated national totals that were subsequently developed since no figures were available for the independent variables for them.

The criterion used to identify which variables best predicted the caseload figures was the coefficient of variation (R^2) which tells the percent of the variation the variable being predicted is explained by variation in the independent variables. The coefficient of variation can have any value between 0% and 100%. The combination of independent variables and variable transformations that produced the highest R^2 for each data element being predicted was chosen as the predictive equation for that data element. The variables and transformations that were found to produce the best predictions of caseload in 1976 still produced highest R^2 values when applied to 1977 data. The equations that were developed to estimate the 1977 national totals are discussed below.

Appellate Courts

Courts of last resort:

$$\text{Filings} = 347 + .00017 \times \text{total state population} \quad (1)$$

$$\text{Dispositions} = 56 + .94 \times \text{court of last resort filings} \quad (2)$$

The number of missing data points that it was necessary to estimate with this pair of equations was small. Complete filing data were supplied by 46 of the 51 possible and dispositions were given for 44. Only one state was unable to supply complete data for either filings or dispositions. For those states with no filing data, the estimate of the filing figure from equation (1) was used as the independent variable in equation (2).

Whether or not complete data were available for the state, estimates of its filings and dispositions were calculated using these equations so that the reader can make an evaluation of the quality of the estimation equations. The estimates for each state are given in Table A. These numbers should be compared to the actual filings and dispositions for each state that are given in the second and third columns of Table 2 in Part I of this report.

The R^2 value of 54% for equation (1) was lower than would be acceptable if our primary goal was to estimate each missing data point. The introduction of two additional independent variables into the equation in the extensive analysis done for the 1976 Annual Report produced an R^2 value in 1976 of 81%. However, for our purposes we were satisfied with the much simpler univariable equation for predicting the missing values. Our goal is to accurately predict the sum of fifty-one numbers. Forty-six of them are already available, so even moderately good estimates for the other five will produce a very accurate estimate of the actual total. For this goal, an R^2 of 54% is adequate.

Intermediate Appellate Courts

$$\text{Filings} = -225 + .00052 \times \text{total state population} \quad (3)$$

$$\text{Dispositions} = -121 + .995 \times \text{intermediate appellate court filings} \quad (4)$$

As was the case with the court of last resort, almost all states reported complete data for filings and dispositions in their intermediate appellate courts. The method used to estimate the filing and disposition volume for courts of last resort was used here, also. Of the 27 states with intermediate appellate courts in 1977, only one did not report complete filings data and a different one did not report disposition data. The number of dispositions from the Court of Appeals, the new intermediate appellate court in Kansas, was not included in the estimation of equation (2) since that court was created during the year and was in session for only the final six months. An estimate of the number of cases this court would have disposed, had the court been in session the full year, was made, based on the number of cases filed in the court, and is found in Table A.

Again, the R^2 value for equation (3) is relatively low, 65%. But we need only predict one number, that of the filings in the New York intermediate appellate courts, and we already know that there were at least 10,368. Adding further variables to the equation for the sake of more precisely identifying one number was considered unnecessary. The state-by-state estimates for filing and dispositions in intermediate appellate courts, based on equations (3) and (4), are given

Preceding page blank

Table A: Estimates of filings and dispositions in courts of last resort and intermediate appellate courts in 1977 by state.

State	Court(s) of last resort		Intermediate appellate courts	
	Filed	Disposed	Filed	Disposed
Alabama	988	821	1,731[a]	1,036[a]
Alaska	415	631	--	--
Arizona	759	960	1,030	1,877
Arkansas	721	707	--	--
California	4,133	3,669	11,326	11,295
Colorado	804	746	1,169	1,003
Connecticut	871	873	--	--
Delaware	448	397	--	--
District of Columbia	463	1,325	--	--
Florida	1,853	2,170	4,369	9,489
Georgia	1,230	1,460	2,469	2,003
Hawaii	508	352	--	--
Idaho	497	407	--	--
Illinois	2,279	1,125	5,670	4,244
Indiana	1,263	502	2,569	759
Iowa	841	1,211	1,281	234
Kansas	740	491	973	248
Kentucky	953	490	1,623	1,794
Louisiana	1,028	2,182	1,851	2,277
Maine	535	411	--	--
Maryland	1,058	579	1,943	1,419
Massachusetts	1,320	1,295	2,744	1,041
Michigan	1,898	1,466	4,508	4,370
Minnesota	1,022	995	--	--
Mississippi	764	804	--	--
Missouri	1,168	682	2,279	2,017
Montana	478	496	--	--
Nebraska	611	629	--	--
Nevada	462	1,081	--	--
New Hampshire	495	351	--	--
New Jersey	1,591	1,549	2,865	5,835
New Mexico	555	649	408	453
New York	3,371	3,219	9,001[a]	8,846[a]
North Carolina	1,307	492	2,705	953
North Dakota	457	230	--	--
Ohio	2,172	1,479	5,342	7,841
Oklahoma	833[a]	1,935[a]	1,256	231
Oregon	761	886	1,036	2,218
Pennsylvania	2,360	1,509	5,916[a]	6,219[a]
Rhode Island	509	457	--	--
South Carolina	854	513	--	--
South Dakota	464	326	--	--
Tennessee	1,093	881	2,050[a]	1,346[a]
Texas	2,582[a]	5,430[a]	6,593	1,841
Utah	5,570	651	--	--
Vermont	5,431	397	--	--
Virginia	1,229	1,869	--	--
Washington	978	655	1,699	1,868
West Virginia	670	866	--	--
Wisconsin	1,129	904	--	--
Wyoming	417	193	--	--

-- = Not applicable.

[a]Data for the two courts of last resort in Oklahoma and in Texas and for the two intermediate appellate courts in Alabama, New York, Pennsylvania, and Tennessee were added together before they were analyzed.

in Table A. They may be compared to the actual data given in columns 8 and 9 of Table 2 in Part I of this report.

Trial Courts

Data for trial courts were estimated by case category: civil, criminal, traffic, and juvenile. Far fewer states reported complete data for general and for limited jurisdiction courts than for appellate courts. As a result, the estimates of the national totals of cases filed and disposed in trial courts are not as accurate as those given for appellate courts.

Civil:

$$\text{Filings} = 22{,}865 + .07 \times \text{total state expenditures} \quad (5)$$

$$\text{Dispositions} = 311 + .96 \times \text{trial court civil filings} \quad (6)$$

Equation (5) is based on data from 19 states, while equation (10) is based on data from only 10. Data from California were excluded from equation (6) when a graph of the data demonstrated that the relationship between filings and dispositions in California was very different from the relationship that existed in other states. Since the filing and disposition volume in California is much greater than it is in other states, it would have had an undue influence on the estimates had it been included in equation (6). Including California would artificially increase the R^2 value but would also increase the error in the estimate of the number of filings in all of the other states. Therefore, California was excluded from the development of equation (6) and Table B does not contain an estimate of civil dispositions in California.

The estimates of the volume of civil filings and dispositions in trial courts in all states but California are given in Table B. These figures may be compared to columns 19 and 20 in Table 17 in Part I of this volume.

Criminal:

$$\text{Filings} = 31{,}194 + .039 \times \text{total state population} \quad (7)$$

$$\text{Dispositions} = 4{,}010 + .91 \times \text{trial court criminal filings} \quad (8)$$

Equation (7) was based on data from 20 states, while equation (8) was based on data from 14 states. Data from California were not included in equation (8) since, as was the case with the estimates of civil dispositions, there is a different relationship between criminal filings and dispositions in California, probably due to the large volume of cases, than exists in the other states. Had California been included, the R^2 value, used to indicate how well the variation of the independent variable (in this case, total state population) explains variation in the variable to be predicted, would have been higher, but the estimate of the number of criminal cases disposed in each state including California would have been less accurate than the estimates calculated excluding the California data.

The estimates of criminal filings and dispositions for all states except California are given in Table B and may be compared to columns 19 and 20 in Table 28 in Part I of this volume.

Traffic:

$$\text{Filings} = 4{,}024 + .25 \times \text{state population living within standard metropolitan statistical areas (SMSA pop)} \quad (9)$$

$$\text{Dispositions} = 21{,}718 + .92 \times \text{trial court traffic filings} \quad (10)$$

The procedure used to estimate the number of traffic cases filed and disposed during 1977 was a modification of that used for 1976. A few states include parking cases as a part of their traffic caseload; most do not. In order to prevent those few states that include parking cases from inflating the estimates for states that do not include parking cases in their caseload, parking cases were subtracted from the traffic caseload where possible before the regression equation was estimated. The states reporting complete traffic data from which parking cases could be eliminated were California, Hawaii, and New Jersey. Equation (9) was estimated with complete traffic filing data (minus parking cases) from 17 states, while equation (10) was estimated with complete dispositions minus parking cases from 12. The estimates given for traffic cases in Table B are for all traffic cases except parking. When the estimates of the number of traffic cases filed and disposed during 1977 were calculated, all known parking data were added back into the total, whether they were complete or not. Since parking cases were included with the rest of the traffic volume through the entire estimation procedure in 1976, the estimates of the number of traffic cases filed and disposed in 1976 may be somewhat inflated. The numbers estimated for 1977 are about ten percent lower than those calculated for 1976. Since the data estimated and given in Table B do not include all traffic cases, they are not directly comparable to any of the tables contained in Part I of this report.

Juvenile:

$$\text{Filings} = -7{,}951 + 621 \times \sqrt{\text{SMSA pop} \div 1{,}000} \quad (11)$$

$$\text{Dispositions} = 2{,}942 + .93 \times \text{trial court juvenile filings} \quad (12)$$

Complete juvenile data were reported by more states than were data for any other category of

Table B: Estimates of filings and dispositions of civil, criminal, traffic, and juvenile cases in trial courts in 1977 by state.

	Civil		Criminal		Traffic[a]		Juvenile	
State	Filed	Disposed	Filed	Disposed	Filed	Disposed	Filed	Disposed
Alabama	201,309	193,509	179,303	167,635	582,951	557,950	21,715	23,031
Alaska	93,645	21,077	46,690	21,994	50,175	101,410	425	4,314
Arizona	139,598	134,284	126,164	119,142	446,017	431,990	17,970	19,567
Arkansas	118,248	113,795	117,555	111,286	213,736	218,325	9,904	12,086
California	1,330,850	(b)	905,761	(b)	5,146,161	4,911,693	80,462	102,657
Colorado	157,647	151,606	136,690	128,748	540,603	518,996	20,609	17,816
Connecticut	170,040	209,033	152,068	87,418	700,106	263,523	24,578	15,273
Delaware	65,558	163,500	54,477	53,723	104,949	118,256	4,435	7,045
District of Columbia	120,828	155,730	57,881	30,511	177,727	132,585	8,299	8,760
Florida	360,323	454,153	379,025	322,342	1,847,565	1,721,214	44,987	73,502
Georgia	237,217	227,970	235,142	218,591	730,283	693,474	25,276	26,326
Hawaii	115,917	30,891	67,038	36,476	186,095	190,531	8,685	10,413
Idaho	69,933	44,013	65,746	30,879	40,793	199,505	0	10,096
Illinois	609,497	610,366	477,517	477,934	2,321,003	2,177,652	51,397	26,705
Indiana	242,073	232,631	242,694	225,483	923,512	871,217	29,436	23,534
Iowa	180,621	124,852	145,220	177,728	277,892	271,035	12,453	8,547
Kansas	132,311	127,291	121,899	115,250	275,864	275,473	12,377	14,392
Kentucky	200,191	125,963	171,086	216,103	400,372	407,103	16,595	27,856
Louisiana	248,381	238,685	188,342	175,884	633,668	604,602	22,987	24,208
Maine	78,154	75,316	74,433	71,934	67,165	83,500	1,846	4,650
Maryland	267,347	256,887	195,347	145,734	893,843	843,926	28,828	27,551
Massachusetts	350,073	395,200	255,960	237,589	1,266,101	1,186,350	35,850	47,922
Michigan	549,070	527,259	389,512	359,464	1,898,029	1,767,634	45,707	30,737
Minnesota	285,739	274,538	186,933	174,598	655,476	624,662	23,518	24,690
Mississippi	142,449	137,021	127,455	120,320	165,048	173,539	7,694	10,060
Missouri	192,564	185,117	220,781	205,486	780,238	739,425	26,400	18,423
Montana	68,811	66,349	61,364	60,008	51,443	69,038	539	3,441
Nebraska	91,557	64,188	92,003	87,968	179,756	187,068	8,393	7,438
Nevada	57,933	55,910	57,724	56,686	135,379	146,247	6,180	8,659
New Hampshire	60,698	58,563	65,316	63,615	93,141	107,394	3,016	5,732
New Jersey	397,939	423,449	318,490	334,370	1,718,491	953,888	43,101	79,027
New Mexico	95,922	92,368	79,129	76,220	105,964	101,610	4,497	7,102
New York	1,289,183	1,237,553	252,986	650,844	4,025,835	3,724,911	70,240	46,830
North Carolina	295,840	301,617	56,590	380,675	636,204	684,979	23,049	23,870
North Dakota	66,031	63,681	452,669	12,147	41,554	59,942	0	3,843
Ohio	463,811	562,116	143,342	417,098	2,169,107	2,016,987	49,419	190,553
Oklahoma	158,102	152,043	126,633	134,818	401,387	390,937	16,626	11,181
Oregon	153,661	147,781	496,143	80,759	366,392	358,746	15,519	16,498
Pennsylvania	638,400	396,100	156,607	525,020	2,412,039	2,470,320	52,552	35,889
Rhode Island	78,148	75,310	68,564	66,579	223,372	227,188	10,309	8,395
South Carolina	170,349	163,797	148,155	139,210	356,249	349,416	15,188	16,993
South Dakota	57,598	55,588	58,155	57,080	52,711	70,205	652	3,545
Tennessee	198,449	190,764	203,447	189,668	689,709	656,152	24,334	25,454
Texas	528,421	507,442	547,404	503,550	2,582,446	3,926,598	54,656	53,506
Utah	95,425	91,891	82,690	79,470	257,605	258,678	11,683	24,164
Vermont	54,574	21,106	50,446	20,490	4,024	62,093	0	3,902
Virginia	264,902	452,171	234,908	305,068	853,270	798,413	27,979	110,021
Washington	253,039	164,186	176,838	165,385	667,394	635,625	23,805	16,656
West Virginia	130,135	125,203	105,777	100,538	173,924	181,703	8,120	9,712
Wisconsin	304,063	292,123	211,703	197,202	746,512	708,402	25,645	26,667
Wyoming	50,552	48,826	47,316	47,189	4,024	25,419	0	2,942

[a]Traffic and total cases estimates do not include parking cases.
[b]No estimate is given for California civil or criminal cases disposed since this figure was not included in the predictive equation. The actual number of civil and criminal dispositions in California was used for the compilation of the national estimates of the number of civil cases and criminal cases disposed during 1977.

trial court cases. Filing estimates were based on data from 32 states; disposition estimates were based on data from 24. However, the R^2 value for measuring the adequacy of the estimation equation was lower for juvenile filings than it was for any of the other equations. This is probably a reflection of the different way each state counts juvenile cases. Equation (11) produced negative estimates of the numbers of the case filings for four states, due to the large negative intercept term and the small number of people who live in SMSAs in those states. When calculating the estimate of the total number of juvenile cases filed, complete data were available for three of the states, and zero was used as the estimate of the number of filings in the fourth.

B. Calculation of the Estimates of National Totals

For each of the twelve categories of data represented above by an estimation equation, an estimate of the national total volume was calculated. The best estimate of the individual figure for each of the twelve categories of data was identified for each state. Complete data were used were they were available. Where complete data were not available, the estimate of the actual figure that was generated by the appropriate estimation equation was used. Actual figures or estimates for all 50 states and the District of Columbia were added together to produce the estimates of the national totals. For traffic filings and dispositions, parking cases that had been removed from analysis at earlier stages of the estimation procedure as discussed above were added into the total of other traffic cases to produce the estimates of filings and dispositions for all traffic cases. Finally, the estimates of total filings were added together by level of court to produce estimates of the total number of cases filed in all appellate courts and in all trial courts. Total dispositions for appellate and trial courts were produced in a similar manner. The estimates of caseload volume for appellate courts is given in Table 1 and for trial courts in Table B in Part I of this volume.

All the reported estimates of the national total caseload figures given in Tables 1 and 13 are actually the midpoints of ranges of numbers, each of which contain the actual number it is meant to estimate. As such, the estimates are reported as round numbers in Tables 1 and 13 and should be considered as "ballpark" estimates of the actual data. They may be compared to the midpoints of the ranges that were reported as estimates of the total caseload in trial and appellate courts in the 1976 Annual Report. Appellate and trial court juvenile cases appear to have increased between 1976 and 1977. Trial court civil cases have remained constant. Criminal and traffic cases have decreased. As has been discussed, the drop in the volume of traffic cases may be more attributable to the method of its estimation than to an actual drop in the traffic caseload in trial courts. The overall total filing and disposition figures for trial courts also fell between 1976 and 1977, primarily due to the decrease in the traffic caseload. Future editions of this report will continue to study the continuing trend in appellate and trial court volume.

Appendix B: Sources of 1977 state court caseload statistics

STATE	COURTS OF LAST RESORT	INTERMEDIATE APPELLATE COURTS	GENERAL JURISDICTION COURTS	LIMITED JURISDICTION COURTS
Alabama	Alabama Judicial System (The Administrative Director of the Courts) and unpublished data provided by the clerk of the Supreme Court	Alabama Judicial System (The Administrative Director of the Courts) and unpublished data provided by the clerk of the Court of Civil Appeals and the Court of Criminal Appeals	Alabama Judicial System (The Administrative Director of the Courts) and unpublished data provided by the Administrative Office of Courts	Alabama Judicial System (The Administrative Director of the Courts)
Alaska	Alaska Court System, 1977 Annual Report (Administrative Director of the Courts) and memo from clerk to justices of Supreme Court entitled "Supreme Court Activity 1977"	---	Alaska Court System, 1977 Annual Report (Administrative Director of the Courts) and memo from clerk to justices of Supreme Court entitled "Supreme Court Activity 1977"	Alaska Court System, 1977 Annual Report (Administrative Director of the Courts)
Arizona	The Arizona Courts, 1977 Judicial Report (Arizona Supreme Court)	The Arizona Courts, 1977 Judicial Report (Arizona Supreme Court)	The Arizona Courts, 1977 Judicial Report (Arizona Supreme Court)	The Arizona Courts, 1977 Judicial Report (Arizona Supreme Court)
Arkansas	Thirteenth Annual Report, 1977 Judicial Statistics (Executive Secretary, Judicial Department)	---	Thirteenth Annual Report, 1977 Judicial Statistics (Executive Secretary, Judicial Department)	Thirteenth Annual Report, 1977 Judicial Statistics (Executive Secretary, Judicial Department)
California	1978 Annual Report of the Administrative Office of the California Courts (Judicial Council of California) and unpublished data provided by the Administrative Office of the Courts	1978 Annual Report of the Administrative Office of the California Courts (Judicial Council of California) and unpublished data provided by the Administrative Office of the Courts	1978 Annual Report of the Administrative Office of the California Courts (Judicial Council of California) and unpublished data provided by the Administrative Office of the Courts	1978 Annual Report of the Administrative Office of the California Courts (Judicial Council of California) and unpublished data provided by the Administrative Office of the Courts
Colorado	Annual Statistical Report of the Colorado Judiciary 1976-77 (Office of the State Court Administrator)	Annual Statistical Report of the Colorado Judiciary 1976-77 (Office of the State Court Administrator)	Annual Statistical Report of the Colorado Judiciary, 1976-77 (Office of the State Court Administrator)	Annual Statistical Report of the Colorado Judiciary, 1976-77 (Office of the State Court Administrator)
Connecticut	Biennial Report of the Connecticut Judicial Department 1976-1978 (Chief Court Administrator, Judicial Department)	---	Biennial Report of the Connecticut Judicial Department 1976-78 (Chief Court Administrator, Judicial Department) and unpublished data provided by the Office of the Chief Court Administrator	Biennial Report of the Connecticut Judicial Department 1976-78 (Chief Court Administrator, Judicial Department) and unpublished data provided by the Office of the Chief Administrator
Delaware	1977 and 1978 Annual Reports of the Delaware Judiciary (Director, Administrative Office of the Courts)	---	1977 Annual Report of the Delaware Judiciary (Director, Administrative Office of the Courts) and unpublished data supplied by the Administrative Office of the Courts	1977 Annual Report of the Delaware Judiciary (Director, Administrative Office of the Courts)
District of Columbia	1977 Annual Report (Joint Committee on Judicial Administration in the District of Columbia and Executive Officer)	---	1977 Annual Report (Joint Committee on Judicial Administration in the District of Columbia and Executive Officer)	---
Florida	Florida Judicial System Statistical Report 1977 (Office of State Courts Administrator)	Florida Judicial System Statistical Report 1977 (Office of State Courts Administrator)	Florida Judicial System Statistical Report 1977 (Office of State Courts Administrator)	Florida Judicial System Statistical Report 1977 (Office of State Courts Administrator)
Georgia	Unpublished data provided by the clerk of the Supreme Court	Unpublished data provided by the clerk of the Court of Appeals	Fourth Annual Report (Administrative Office of the Courts) and unpublished data provided by the Administrative Office of the Courts	Fourth Annual Report (Administrative Office of the Courts) and unpublished data provided by the Administrative Office of the Courts
Guam	---	---	1979 Judicial Plan (Superior Court of Guam)	---

(continued on next page)

--- indicates that the state has no court at this level.

STATE	COURTS OF LAST RESORT	INTERMEDIATE APPELLATE COURTS	GENERAL JURISDICTION COURTS	LIMITED JURISDICTION COURTS
Hawaii	State of Hawaii: Annual Report 1976-1977 (Administrative Director of the Courts) and unpublished data provided by the clerk of the Supreme Court	---	State of Hawaii: Annual Report 1976-77 (Administrative Director of the Courts) and unpublished data provided by the Office of the Administrative Director	State of Hawaii: Annual Report 1976-77 (Administrative Director of the Courts)
Idaho	The Idaho Courts 1977 Annual Report and Appendix (Administrative Office of the Courts)	---	Idaho Courts 1977 Annual Report (Administrative Office of the Courts)	---
Illinois	1977 Annual Report of the Supreme Court of Illinois (Administrative Office of the Illinois Courts)	1977 Annual Report of the Supreme Court of Illinois (Administrative Office of the Illinois Courts)	1977 Annual Report of the Supreme Court of Illinois (Administrative Office of the Illinois Courts)	---
Indiana	1977 Indiana Judicial Report (Division of State Court Administration)	1977 Indiana Judicial Report (Division of State Court Administration)	1977 Indiana Judicial Report (Division of State Court Administration)	1977 Indiana Judicial Report (Division of State Court Administration)
Iowa	Iowa Supreme Court Statistical Report For the Year 1977, Iowa Judiciary (Clerk of the Supreme Court) and 1977 Annual Statistical Report (Court Administrator of the Judicial Department)	Iowa Court of Appeals Statistical Report for the Year 1977 (Amended) (Clerk of the Supreme Court) and 1977 Annual Statistical Report (Administrator of the Judicial Department)	1977 Annual Statistical Report, Iowa Judiciary (Court Administrator of the Judicial Department)	---
Kansas	Kansas Judicial Council Bulletin 1977, 51st Annual Report (Judicial Council)	Kansas Judicial Council Bulletin 1977, 51st Annual Report (Judicial Council)	Kansas Judicial Council Bulletin 1977, 51st Annual Report (Judicial Council) and Statistical Report on the District Courts 1977 (Office of Judicial Administrator)	Kansas Judicial Council Bulletin 1976, 50th Annual Report and 1977, 51st Annual Report (Judicial Council)
Kentucky	Annual Report, 1977 (Administrative Office of the Courts) and unpublished data supplied by the clerk of the Supreme Court	Unpublished data supplied by Administrative Office of the Courts	Annual Report 1977 (Administrative Office of the Courts)	Annual Report, 1977 (Administrative Office of the Courts)
Louisiana	Judicial Council Annual Report with 1977 Statistics and Related Data (Judicial Administrator)	Judicial Council Annual Report with 1977 Statistics and Related Data (Judicial Administrator)	Judicial Council Annual Report with 1977 Statistics and Related Data (Judicial Administrator) and unpublished data supplied by the Office of the Judicial Administrator	Judicial Council Annual Report with 1977 Statistics and Related Data (Judicial Administrator) and unpublished data supplied by the Office of the Judicial Administrator
Maine	Annual Report 1977 (Administrative Office of the Courts)	---	Annual Report 1977 (Administrative Office of the Courts)	Annual Report 1977 (Administrative Office of the Courts)
Maryland	Annual Report 1976-77 (Administrative Office of the Courts)	Annual Report 1976-77 (Administrative Office of the Courts)	Annual Report 1976-77 (Administrative Office of the Courts)	Annual Report 1976-77 (Administrative Office of the Courts)
Massachusetts	Unpublished data supplied by the Office of the Chief Administrative Justice	Annual Report (unpublished) (Clerk and Administrator of the Appeals Court)	Annual Report--The Office of the Chief Administrative Justice of the Trial Court, 1978 (Chief Administrative Justice)	Annual Report--The Office of the Chief Administrative Justice of the Trial Court, 1978 (Chief Administrative Justice)
Michigan	Unpublished data provided by the clerk of the Supreme Court	Annual Report 1977-78 (State Court Administrator)	Annual Report 1976-77 (State Court Administrator) and 1977 Annual Report (Recorder's Court of the City of Detroit, Michigan)	Annual Report 1976-77 (State Court Administrator)
Minnesota	Unpublished data supplied by the Office of the State Court Administrator	---	Unpublished data supplied by the Office of the State Court Administrator	Unpublished data supplied by the Office of the State Court Administrator
Mississippi	11th and 12th Annual Statistical Reports 1976, 1977 (Executive Assistant, Supreme Court)	---	Unpublished data provided by the Mississippi Judicial Council	Unpublished data provided by the Mississippi Judicial Council

--- indicates that the state has no court at this level

(continued on next page)

Sources of 1977 state court caseload statistics (continued)

STATE	COURTS OF LAST RESORT	INTERMEDIATE APPELLATE COURTS	GENERAL JURISDICTION COURTS	LIMITED JURISDICTION COURTS
Missouri	Judicial Department of Missouri Annual Statistical Report 1977 (Office of the State Court Administrator)	Judicial Department of Missouri Annual Statistical Report 1977 (Office of the State Court Administrator)	Judicial Department of Missouri Annual Statistical Report 1977 (Office of the State Court Administrator)	Judicial Department of Missouri Annual Statistical Report 1977 (Office of the State Court Administrator)
Montana	1978 Annual Report (Montana Supreme Court)	----------	Not available	Not available
Nebraska	The Courts of Nebraska 1977 (Office of the State Court Administrator) and unpublished data provided by the clerk of the Supreme Court	----------	The Courts of Nebraska 1977 (Office of the State Court Administrator) and unpublished data provided by the Office of the State Court Administrator	The Courts of Nebraske 1977 (Office of the State Court Administrator) and unpublished data provided by the Office of the State Court Administrator
Nevada	Unpublished data provided by the Administrative Office of the Courts	----------	Unpublished data from the one district	Not available
New Hampshire	Seventeenth Biennial Report of the Judicial Council of the State of New Hampshire (Chairman, Judicial Council)	----------	Seventeenth Biennial Report of the Judicial Council of the State of New Hampshire (Chairman, Judicial Council)	Seventeenth Biennial Report of the Judicial Council of the State of New Hampshire (Chairman, Judicial Council) and 1978 New Hampshire Court System (Chief Justice, Supreme Court and Chairman, Judicial Planning Council)
New Jersey	Annual Report 1976-77 (Administrative Director of the Courts)	Annual Report 1976-77 (Administrative Director of the Courts)	Annual Report 1976-77 (Administrative Director of the Courts)	Annual Report 1976-77 and Proceedings in the Municipal Courts, Sept 1, 1976 to Aug. 31, 1977 (Administrative Director of the Courts)
New Mexico	Annual Report 1977 (Judicial Department of the State of New Mexico)	Annual Report 1977 (Judicial Department of the State of New Mexico)	Annual Report 1977 (Judicial Department of the State of New Mexico)	Annual Report, 1978 (Judicial Department of the State of Mexico)
New York	23rd Annual Report 1978 (The Administrative Board of the Judicial Conference) and unpublished data provided by the clerk of the Court of Appeals	23rd Annual Report 1978 (The Administrative Board of the Judicial Conference)	23rd Annual Report 1978 (Administrative Board of the Judicial Conference)	23rd Annual Report 1978 (Administrative Board of the Judicial Conference) and unpublished data provided by the Office of the Chief Administrative Judge
North Carolina	Supreme Court Caseload Statistics, Spring Term 1977; Fall Term 1977 (unpublished) (Clerk of Supreme Court)	North Carolina Courts 1977 (Administrative Office of the Courts) and unpublished data from clerk of Court of Appeals	North Carolina Courts 1977 (Administrative Office of the Courts)	North Carolina Courts 1977 and 1978 (Administrative Office of the Courts)
North Dakota	Annual Report, 1977 (North Dakota Judicial Council)	----------	Annual Report, 1977 (North Dakota Judicial Council)	Annual Report, 1977 (North Dakota Judicial Council)
Ohio	Ohio Courts Summary 1977 (Office of the Administrative Director)	Ohio Courts Summary 1977 (Office of the Administrative Director)	Ohio Courts Summary 1977 (Office of the Administrative Director)	Ohio Courts Summary 1977 (Office of the Administrative Director)
Oklahoma	Report on the Judiciary 1977 (Administrative Director of the Courts)	Report on the Judiciary 1977 (Administrative Director of the Courts)	Report on the Judiciary 1977 (Administrative Director of the Courts)	Report on the Juuiciary 1977 (Administrative Director of the Courts)
Oregon	24th Annual Report Relating to Judicial Administration in the Courts of Oregon, 1977 (Office of the State Court Administrator)	24th Annual Report Relating to Judicial Administration in the Courts of Oregon, 1977 (Office of the State Court Administrator)	23rd and 24th Annual Reports Relating to Judicial Administration in the Courts of Oregon, 1976 and 1977 (Office of the State Court Administrator)	23rd and 24th Annual Reports Relating to Judicial Administration in the Courts of Oregon, 1976 and 1976 (Office of the State Court Administrator)

--- indicates that the state has no court at this level

(continued on next page)

STATE	COURTS OF LAST RESORT	INTERMEDIATE APPELLATE COURTS	GENERAL JURISDICTION COURTS	LIMITED JURISDICTION COURTS
Pennsylvania	1977 Annual Report (Administrative Office of the Pennsylvania Courts)	1977 Annual Report (Administrative Office of the Pennsylvania Courts)	1977 Annual Report (Administrative Office of the Pennsylvania Courts)	1977 Annual Report (Administrative Office of the Pennsylvania Courts)
Puerto Rico	Annual Report 1976-77 (Office of Court Administration)	----------	Annual Report 1976-77 (Office of Court Administration)	Annual Report 1976-77 (Office of Court Administration)
Rhode Island	Report on the Judiciary, 1977 (Administrative Office of the Courts) and The Appellate Process in the Rhode Island Supreme Court (National Center for State Courts)	----------	Report on the Judiciary, 1977 (Administrative Office of the Courts)	Report on the Judiciary, 1977 (Administrative Office of the Courts)
South Carolina	Unpublished data provided by the clerk of the Supreme Court	----------	Unpublished data provided by the South Carolina Court Administration Office and South Carolina Office of the Attorney General	Unpublished data provided by the South Carolina Court Administration Office
South Dakota	"Business of the Court" (unpublished) from clerk of Supreme Court	----------	Benchmark: A Biannual Report of the South Dakota Unified Judicial System, FY76-77 (Court Administrator's Office)	----------
Tennessee	1977 Annual Report (Executive Secretary, Supreme Court of Tennessee)	1977 Annual Report (Executive Secretary, Supreme Court of Tennessee)	1977 Annual Report (Executive Secretary, Supreme Court of Tennessee)	Not available
Texas	49th Annual Report 1977 (Texas Judicial Council)	49th Annual Report 1977 (Texas Judicial Council)	49th Annual Report 1977 (Texas Judicial Council)	49th Annual Report 1977 (Texas Judicial Council)
Utah	Annual Report, Utah Courts July 1, 1977 to June 30, 1978 (Utah Judicial Council)	----------	Annual Report, Utah Courts July 1, 1976-June 30, 1977 (Utah Judicial Council)	Annual Report, Utah Courts July 1, 1976-June 30, 1977 (Utah Judicial Council) and Juvenile Court for the State of Utah, Annual Report, 1977 (Administrative Office of Juvenile Court)
Vermont	Judicial Statistics for Year Ending June 30, 1977 (Office of the Court Administrator)	----------	Judicial Statistics for Year Ending June 30, 1977 (Office of the Court Administrator)	Judicial Statistics for Year Ending June 30, 1977 (Office of the Court Administrator)
Virginia	State of the Judiciary Report 1976 and 1977 (Office of the Executive Secretary, Supreme Court)	----------	State of the Judiciary Report 1977 (Office of the Executive Secretary, Supreme Court)	State of the Judiciary Report 1977 (Office of the Executive Secretary, Supreme Court)
Washington	21st Annual Report 1977 (Office of the Administrator for the Courts)	21st Annual Report 1977 (Office of the Administrator for the Courts)	21st Annual Report 1977 (Office of the Administrator for the Courts)	21st Annual Report 1977 (Office of the Administrator for the Courts) and unpublished data provided by the Office of the Administrator for the Courts
West Virginia	Unpublished data provided by Administrative Office of the Courts	----------	Unpublished data provided by the Administrative Office of the Courts	Unpublished data provided by the Administrative Office of the Courts
Wisconsin	Judicial Statistics 1977 (unpublished) (Administrator of the Courts)	----------	Judicial Statistics 1977 (unpublished) (Administrator of the Courts)	Judicial Statistics 1977 (unpublished) (Administrator of the Courts)
Wyoming	Unpublished data from the clerk of the Supreme Court	----------	1977 District Court Statistics (unpublished) (Office of the Court Coordinator for the Supreme Court of Wyoming)	Not available

--- Indicates that the state has no court at this level.

NATIONAL CENTER FOR STATE COURTS
National Court Statistics Project

USER EVALUATION
State Court Caseload Statistics: Annual Report, 1977

Dear Reader:
The National Court Statistics Project is interested in your comments and suggestions about this report. We have provided this form for whatever opinions you wish to express about it. Please cut out both of these pages, staple them together, and mail to the preprinted address.

Thank you for your help.

1. For what purpose did you use this report?

2. For that purpose, the report-

- ☐ Met most of my needs
- ☐ Met some of my needs
- ☐ Met none of my needs

3. How will this report be useful to you?

- ☐ Data source
- ☐ Teaching material
- ☐ Reference for article or report
- ☐ General information
- ☐ Criminal justice program planning
- ☐ Other (please specify)_____
- ☐ Will not be useful to me (please explain)_____

4. Which parts of the report, if any, were difficult to understand or use? How could they be improved?

9. If you used this report as a governmental employee, please indicate the level of government.

- ☐ Federal
- ☐ State
- ☐ County
- ☐ Municipal
- ☐ Other - Specify_____

10. If you used this report as a criminal justice agency employee, please indicate the sector in which you work.

- ☐ Law enforcement (police)
- ☐ Legal services and prosecution
- ☐ Public or private defense services
- ☐ Courts or court administration
- ☐ Probation
- ☐ Corrections
- ☐ Parole
- ☐ Criminal justice planning
- ☐ Other criminal justice agency - Specify type

11. If you used this report as a criminal justice employee, please indicate the type of position you hold. Mark all that apply.

- ☐ Agency or institution administrator
- ☐ General program planner/evaluator/analyst
- ☐ Budget planner/evaluator/analyst
- ☐ Operations or management planner/evaluator/analyst
- ☐ Program or project manager
- ☐ Statistician
- ☐ Other - Specify _____

12. Additional comments

5. Can you point out specific parts of the text or table notes that are not clear or terms that need to be defined?

6. Are there ways this report could be improved that you have not mentioned?

7. Please suggest other topics you would like to see addressed in future reports using state court caseload data.

8. In what capacity did you use this report?

- ☐ Researcher
- ☐ Educator
- ☐ Student
- ☐ Criminal justice agency employee
- ☐ Government other than criminal justice - Specify _____
- ☐ Other - Specify _____

9. If you used this report as a governmental employee, please indicate the level of government.

- ☐ Federal
- ☐ State
- ☐ County
- ☐ Municipal
- ☐ Other - Specify _____

10. If you used this report as a criminal justice agency employee, please indicate the sector in which you work.

- ☐ Law enforcement (police)
- ☐ Legal services and prosecution
- ☐ Public or private defense services
- ☐ Courts or court administration
- ☐ Probation
- ☐ Corrections
- ☐ Parole
- ☐ Criminal justice planning
- ☐ Other criminal justice agency - Specify type _____

11. If you used this report as a criminal justice employee, please indicate the type of position you hold. Mark all that apply.

- ☐ Agency or institution administrator
- ☐ General program planner/evaluator/analyst
- ☐ Budget planner/evaluator/analyst
- ☐ Operations or management planner/evaluator/analyst
- ☐ Program or project manager
- ☐ Statistician
- ☐ Other - Specify _____

12. Additional comments

Please
Affix
Postage

National Court Statistics Project
National Center for State Courts
300 Newport Avenue
Williamsburg, VA 23185

(fold here)

(fold here)

(Optional)

Name _____ Telephone ( ) -_____

Number and street _____

City _____ State _____ Zip _____

END