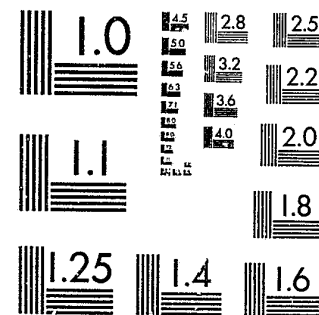


National Criminal Justice Reference Service

**ncjrs**

This microfiche was produced from documents received for inclusion in the NCJRS data base. Since NCJRS cannot exercise control over the physical condition of the documents submitted, the individual frame quality will vary. The resolution chart on this frame may be used to evaluate the document quality.



MICROCOPY RESOLUTION TEST CHART  
NATIONAL BUREAU OF STANDARDS-1963-A

Microfilming procedures used to create this fiche comply with the standards set forth in 41CFR 101-11.504.

Points of view or opinions stated in this document are those of the author(s) and do not represent the official position or policies of the U. S. Department of Justice.

National Institute of Justice  
United States Department of Justice  
Washington, D. C. 20531

11/22/83

90070

# FEDERAL OFFENDERS in UNITED STATES DISTRICT COURTS

1979

including summary data  
for 1975 through 1978



U.S. Department of Justice  
National Institute of Justice

This document has been reproduced exactly as received from the person or organization originating it. Points of view or opinions stated in this document are those of the authors and do not necessarily represent the official position or policies of the National Institute of Justice.

Permission to reproduce this copyrighted material has been granted by  
Public Domain/Administrative  
Office of the U.S. Courts

to the National Criminal Justice Reference Service (NCJRS).

Further reproduction outside of the NCJRS system requires permission of the copyright owner.

# **FEDERAL OFFENDERS in UNITED STATES DISTRICT COURTS 1979**

**including summary data  
for 1975 through 1978**

**NCJRS**

**APR 10 1981**

**ACQUISITIONS**

## **ADMINISTRATIVE OFFICE OF THE UNITED STATES COURTS WASHINGTON, D.C. 20544**

**WILLIAM E. FOLEY  
DIRECTOR**

**JOSEPH F. SPANIOL, JR.  
DEPUTY DIRECTOR**


### **Preface**

Federal Offenders in United States District Courts was first published in 1963 with an annual publication each year through 1974. The implementation of the Speedy Trial Act of 1974 with the requirement for an additional report using the criminal data base delayed publication of the 1975 - 1978 Federal Offender series. Therefore, this report summarizes 1975 - 1978 data and also provides detailed data for 1979.

Serious researchers may still want detailed data by district for the years 1975 - 1978. Upon request, these can be provided along with the description of the data base and the various technical methods used in classifying the data, particularly the method used to aggregate sentences.

The high speed technology of the computer age has provided a substantial increase in computer print outs which are suitable for analysis. Only recently, however, could these statistical tables be easily published. This report is printed from computer print tapes which improves the legibility of the printed data and reduces the process of manually typing and proofing copy.

This report was prepared under the direction of James A. McCafferty, Chief of the Statistical Analysis and Reports Division. Comments about the report should be directed to Chief, Statistical Analysis and Reports Division, Administrative Office of the United States Courts, Washington, D.C. 20544

  
William E. Foley  
Director

# TABLE OF CONTENTS

Page

## Part I. Narrative

Introduction .....	1
Type of Disposition .....	1
Assignment of Counsel .....	1
Type and Length of Sentences of Defendants Convicted .....	4
Demographic Characteristics .....	4
Defendants Convicted of Marihuana Violations During the Twelve Month Periods Ended June 30, 1962 - 1979 .....	11
Disposition of Defendants with Weapon and Firearm Violations During the Twelve Month Periods Ended June 30, 1970 - 1979 .....	11
Defendants Convicted of Violations of Selective Service Acts During the Twelve Month Periods June 30, 1945 - 1979 .....	14

## Charts

1	Criminal Defendants Disposed of by Type of Disposition, 1979 .....	2
2	Assignment of Counsel for Criminal Defendants by Method of Disposition, 1979 .....	3
3A	Number of Defendants Sentenced to Split Sentences, 1975 - 1979 .....	5
	Number of Defendants Sentenced to Fines Only, 1975 - 1979 .....	5
	Number of Defendants Sentenced to Imprisonment Terms, 1975 - 1979 .....	6
	Number of Defendants Sentenced to Probation Terms, 1975 - 1979 .....	6
3B	Length of Imprisonment and Probation Terms Imposed on Convicted Defendants, 1975 - 1979 .....	7
4A	Sex of Convicted Defendants, 1975 - 1979 .....	8
4B	Age of Convicted Defendants, 1975 - 1979 .....	9
4C	Prior Record of Convicted Defendants, 1975 - 1979 .....	10
5	Average Sentence of Imprisonment for Defendants Convicted of Marihuana Violations, 1962 - 1979 .....	12
6	Disposition of Defendants with Weapon and Firearm Violations, 1970 - 1979 .....	13
7	Defendants Convicted of Violations of Selective Service Acts, 1945 - 1979 .....	15

## Tables

1	Criminal Defendants Disposed of by Type of Disposition,	
	1975 .....	16
	1976 .....	18
	1977 .....	20
	1978 .....	22
	1979 .....	24
2	Assignment of Counsel for Criminal Defendants by Method of Disposition,	
	1975 .....	26
	1976 .....	28
	1977 .....	30
	1978 .....	32
	1979 .....	34
3	Type and Length of Sentences for Convicted Defendants,	
	1975 .....	36
	1976 .....	40
	1977 .....	44
	1978 .....	48
	1979 .....	52
4	Type of Sentence for Convicted Criminal Defendants,	
	1975 .....	56
	1976 .....	58
	1977 .....	60
	1978 .....	62
	1979 .....	64
5	Age, Prior Record, and Sex of Convicted Defendants,	
	1975 .....	66
	1976 .....	68
	1977 .....	70
	1978 .....	72
	1979 .....	74

## Part II. Historical Offense Tables

H-1	Federal Offenses, 1945 - 1979 .....	H-1
H-1a	Federal Offenses in the District of Columbia, 1962-1979 .....	H-3
H-2	Violation of Immigration laws, 1961 - 1979 .....	H-5
H-3	Income Tax Fraud, 1961 - 1979 .....	H-7
H-4	Liquor Law Violations, 1961 - 1979 .....	H-9
H-5	Larceny and Theft (Excludes Transportation of Stolen Property) 1961 - 1979 .....	H-11
H-6	Forgery, 1961 - 1979 .....	H-13
H-7	Assault and Homicide, 1961 - 1979 .....	H-15

H-8	Homicide, 1961 - 1979 .....	H-17
H-9	Marihuana Violations, 1960 - 1979 .....	H-19
H-10	Violations of the Selective Service Act, 1945 - 1979 .....	H-21
H-11	Auto Theft, 1961 - 1979 .....	H-23
H-12	Violation of the Narcotic Drug Laws, 1945 - 1979 .....	H-25
H-13	Robbery, 1961 - 1979 .....	H-27
H-14	Weapon and Firearm Violations, 1961 - 1979 .....	H-29
H-15	Federal Gambling Violations (Including Lottery), 1961 - 1979 .....	H-31

## Part III. Appendix Detail Tables

X-1	Criminal Defendants Disposed of by Type of Disposition, 1979 .....	X-1-1
X-2	Assignment of Counsel for Criminal Defendants by Method of Disposition, 1979 .....	X-2-1
X-3	Type and Length of Sentence for Convicted Defendants by Offense, 1979 .....	X-3-1
X-4	Type of Sentence of Convicted Criminal Defendants, 1979 .....	X-4-1
X-5	Age, Prior Record, and Sex of Convicted Defendants, 1979 .....	X-5-1



## FEDERAL OFFENDERS IN THE UNITED STATES DISTRICT COURTS

### Introduction

The Federal Offenders Report, begun in 1963, was approved by a resolution of the Judicial Conference of the United States. The publications provide basic statistics on criminal offenders in federal courts.

This publication, the thirteenth in the series, brings the series up-to-date by providing summary data for 1975 through 1978 and detailed data for the twelve month period ended June 30, 1979.

There are five basic sets of data in this report reflecting sentencing and demographic characteristics of defendants whose cases were disposed of in U.S. district courts. In addition, there are 15 historical tables on selected offenses such as robbery, immigration, narcotics, and Selective Service violations.

### Type of Disposition

During the twelve month period ended June 30, 1979, there were 41,175 defendants whose cases were adjudicated in the U.S. district courts. Nearly 80 percent or 32,913 were convicted. Defendants convicted by a plea of guilty or nolo contendere accounted for 66.3 percent of all defendants. Of the 8,262 defendants not convicted, 1,471 or 3.6 percent of all defendants were acquitted by court or jury, while the remaining 6,791 or 16.5 percent had their cases dismissed. (See Chart 1.)

### Assignment of Counsel

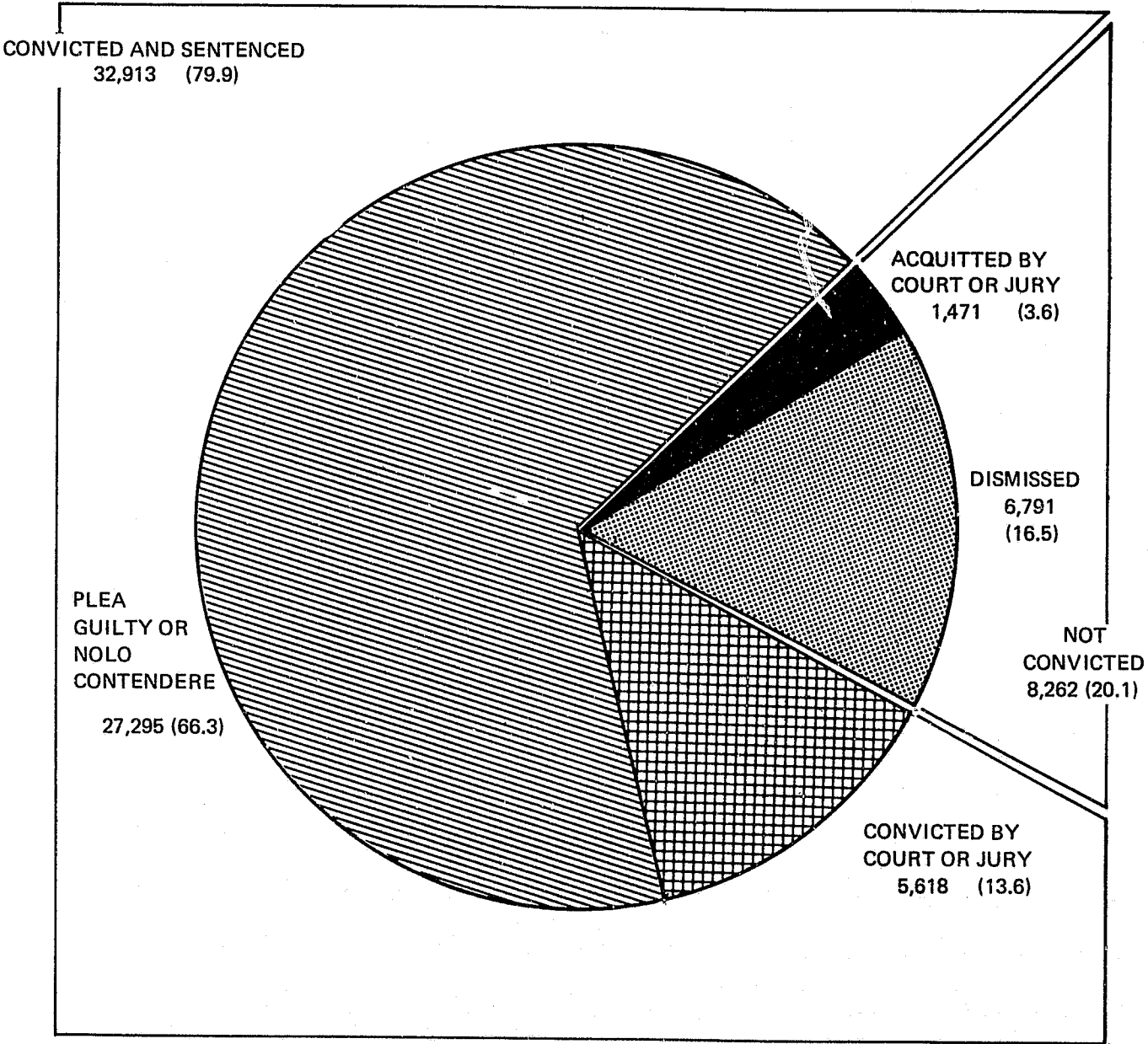
Of the 41,175 defendants whose cases were terminated during the twelve month period ended June 30, 1979, nearly 40 percent (15,991) were represented by counsel assigned by the court. Assigned counsel includes staff attorneys from federal and public defender organizations and private panel attorneys appointed by the court pursuant to provisions of the Criminal Justice Act.

More than 41 percent of the convicted defendants were represented by assigned counsel in 1979. Approximately 29 percent of defendants who were acquitted or whose cases were dismissed were represented by assigned counsel. Statistics on assigned counsel are shown in Chart 2.

CHART 1  
**CRIMINAL DEFENDANTS DISPOSED OF  
BY TYPE OF DISPOSITION**

Twelve Month Period Ended June 30, 1979

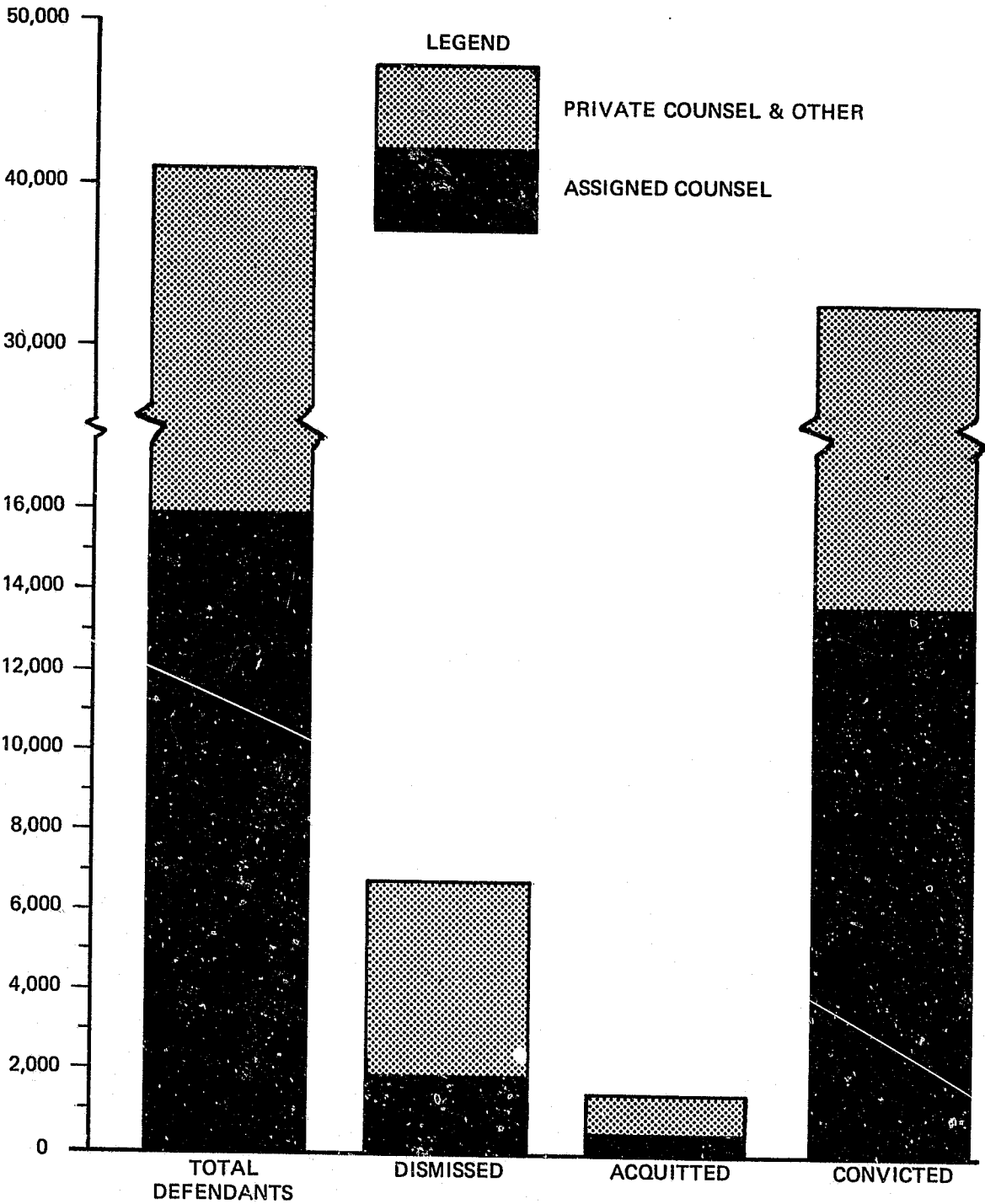
TOTAL: 41,175



Source: Administrative Office of the United States Courts.

CHART 2  
**ASSIGNMENT OF COUNSEL FOR CRIMINAL  
DEFENDANTS BY METHOD OF DISPOSITION**

Twelve Month Period Ended June 30, 1979



Source: Administrative Office of the United States Courts.

### Type and Length of Sentence of Defendants Convicted

In 1979 the number of defendants receiving imprisonment terms totalled 11,384 or 34.6 percent of all convicted defendants. The number of defendants sentenced to probation terms fell to 12,415 or 37.7 percent of the total in 1979. Defendants receiving split sentences numbered 3,234 while sentences of fine only accounted for 4,368 defendants or 13.3 percent of the total. (See Chart 3A.)

Of the total number of defendants convicted during the five year period from 1975 through 1979, the percentage of persons receiving probation supervision ranged from 36.8 percent in 1977 to 47.7 percent in 1975. The percentages for those sentenced to prison ranged from 34.6 percent in 1979 to 39.9 percent in 1976. In 1979 approximately 59 percent of the imprisonment sentences and 58 percent of the probation terms were two years or more. These percentages have remained almost constant throughout the five year period from 1975 through 1979. (See Chart 3B.)

### Demographic Characteristics

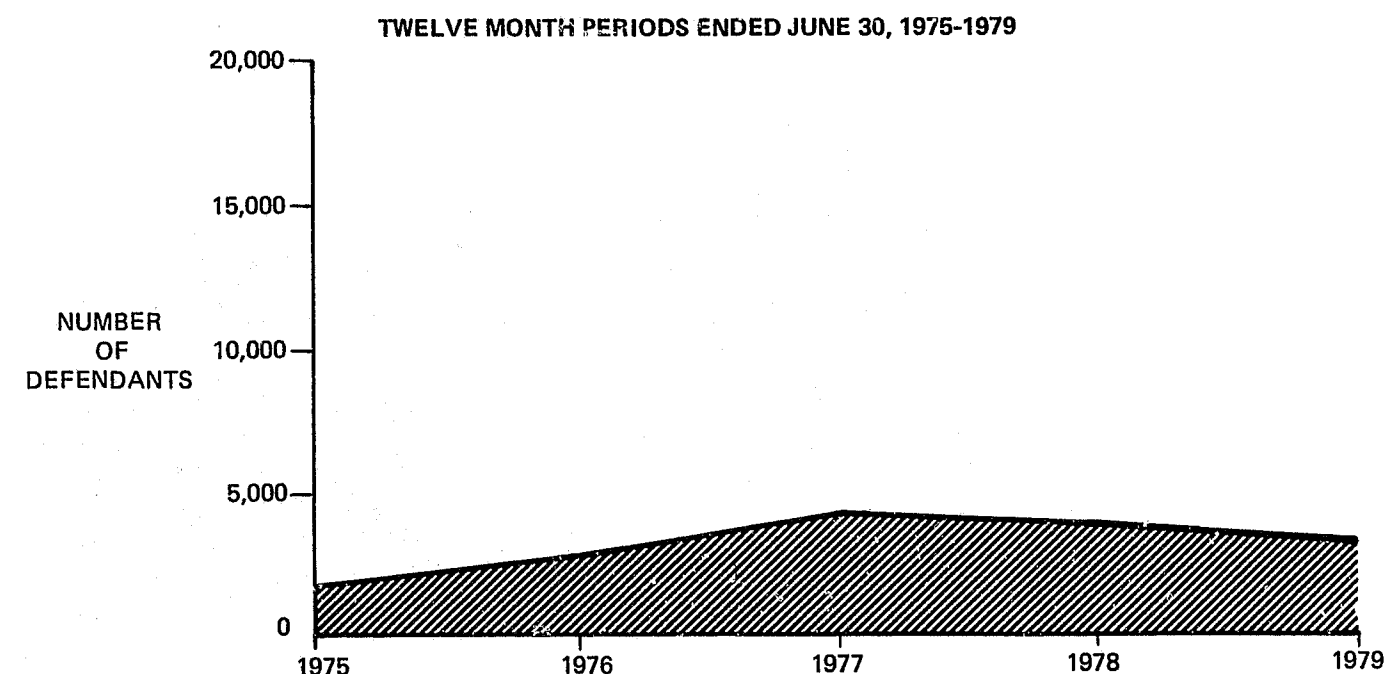
Of the total defendants convicted in U.S. district courts during the five year period from 1975 through 1979, 89 percent were males, 10 percent were females, while corporations comprised a half-percent. (See Chart 4A.)

Chart 4B reflects the age of convicted defendants. In 1979, nearly 40 percent of the convicted defendants for which age was reported were 35 years or older. In 1975, however, this age group represented only 33 percent of the convicted defendants.

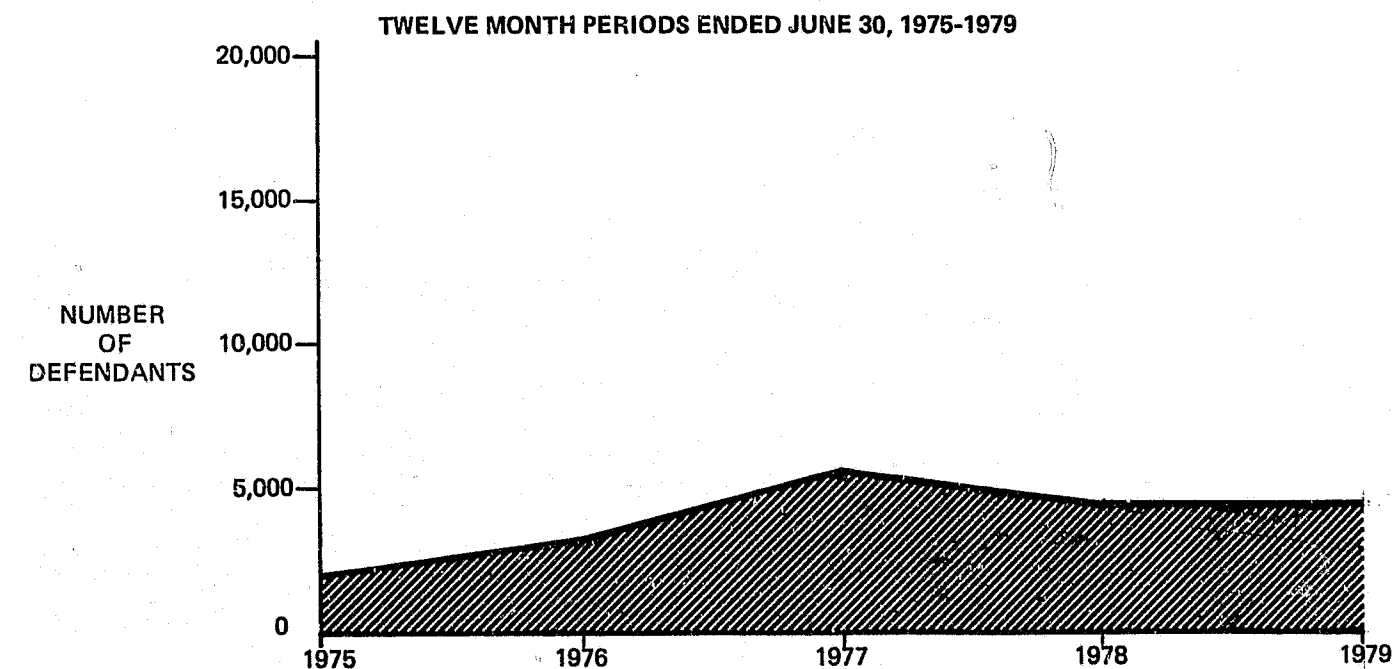
Of the 19,126 convicted defendants with prior criminal records reported in 1979, 5,868 or 31 percent had previously served imprisonment terms. The proportion of defendants with prior records has been decreasing over the last three years. The percentage dropped from 68.5 percent in 1976 to 64.4 percent in 1977 and then to 60.3 percent in 1979. (See Chart 4C.)

### UNITED STATES DISTRICT COURTS

CHART 3A  
**NUMBER OF DEFENDANTS SENTENCED TO SPLIT SENTENCES**

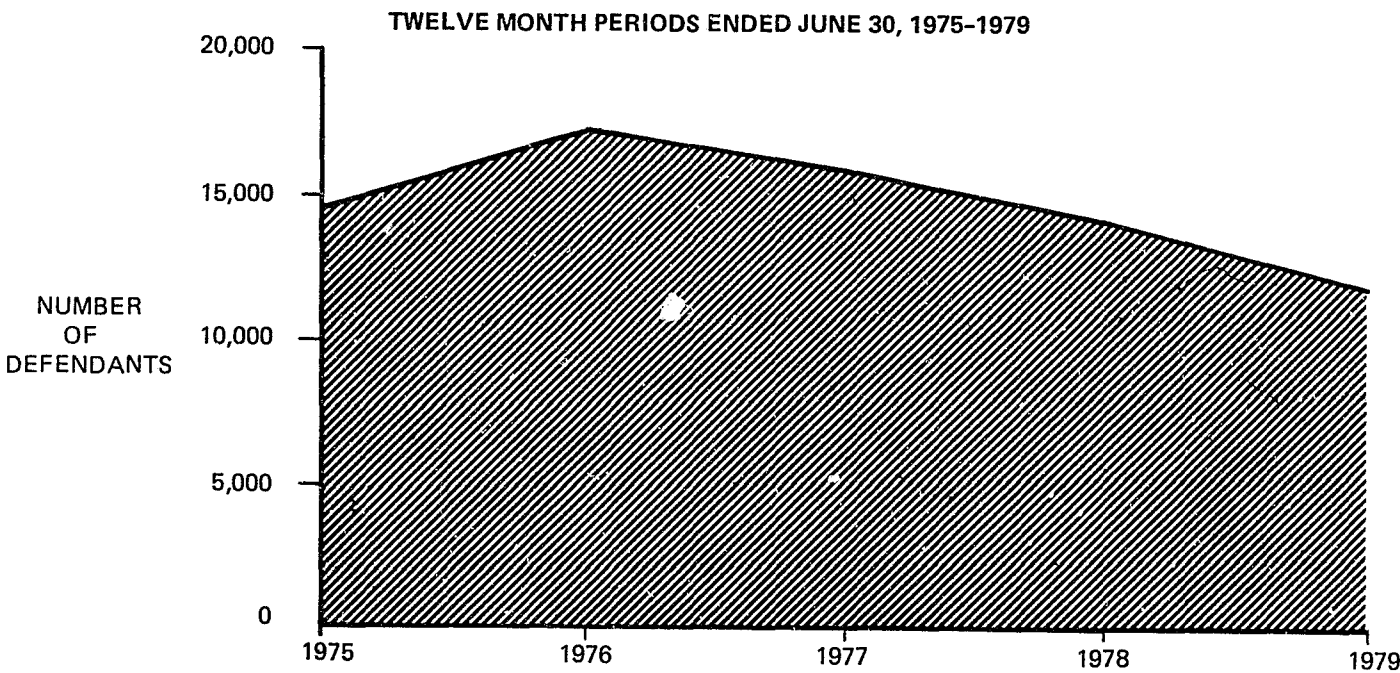


**NUMBER OF DEFENDANTS SENTENCED TO FINES ONLY**

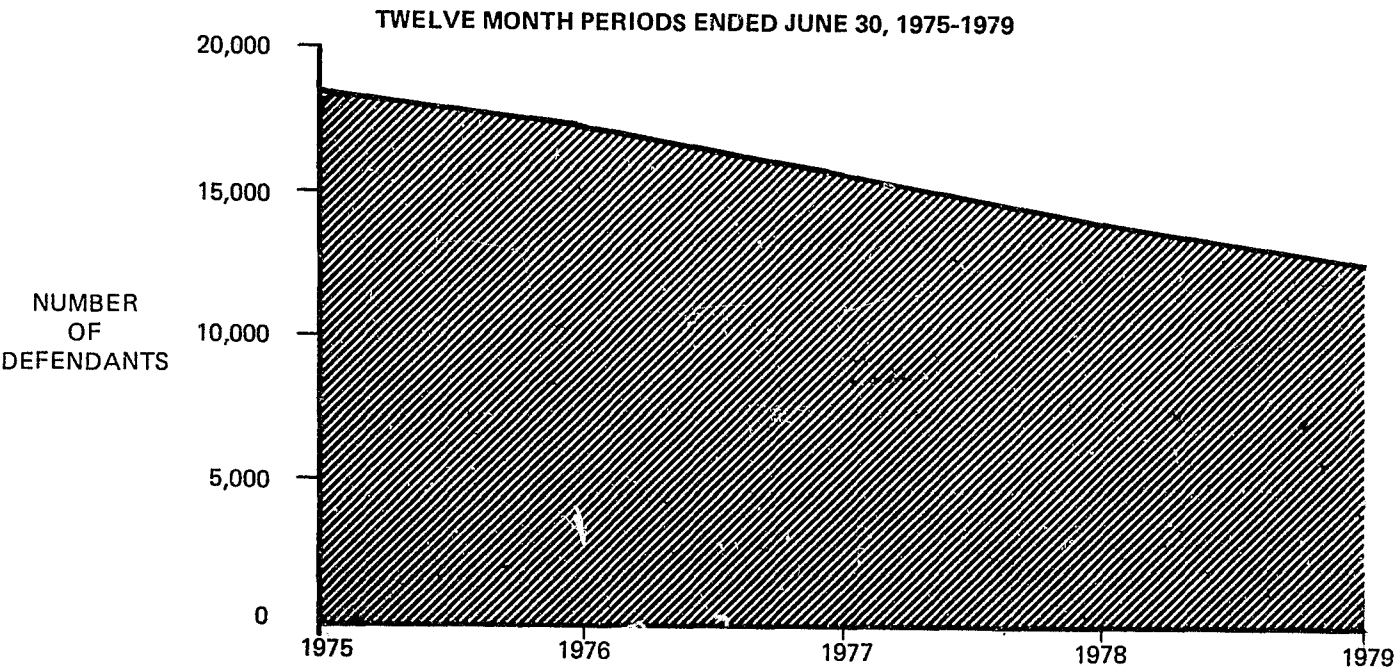


Source: Administrative Office of the United States Courts.

CHART 3A  
NUMBER OF DEFENDANTS SENTENCED TO IMPRISONMENT TERMS

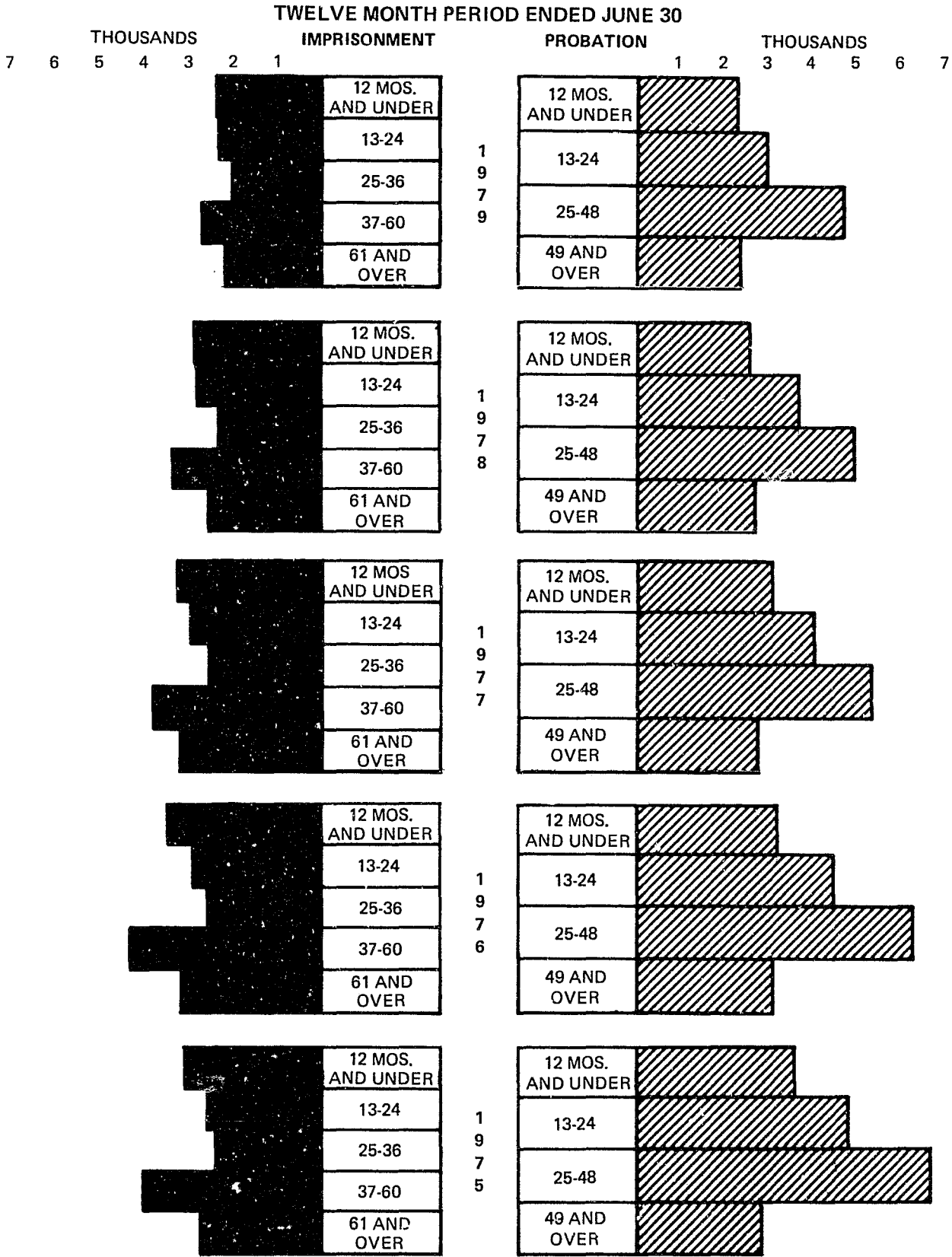


NUMBER OF DEFENDANTS SENTENCED TO PROBATION TERMS



Source: Administrative Office of the United States Courts.

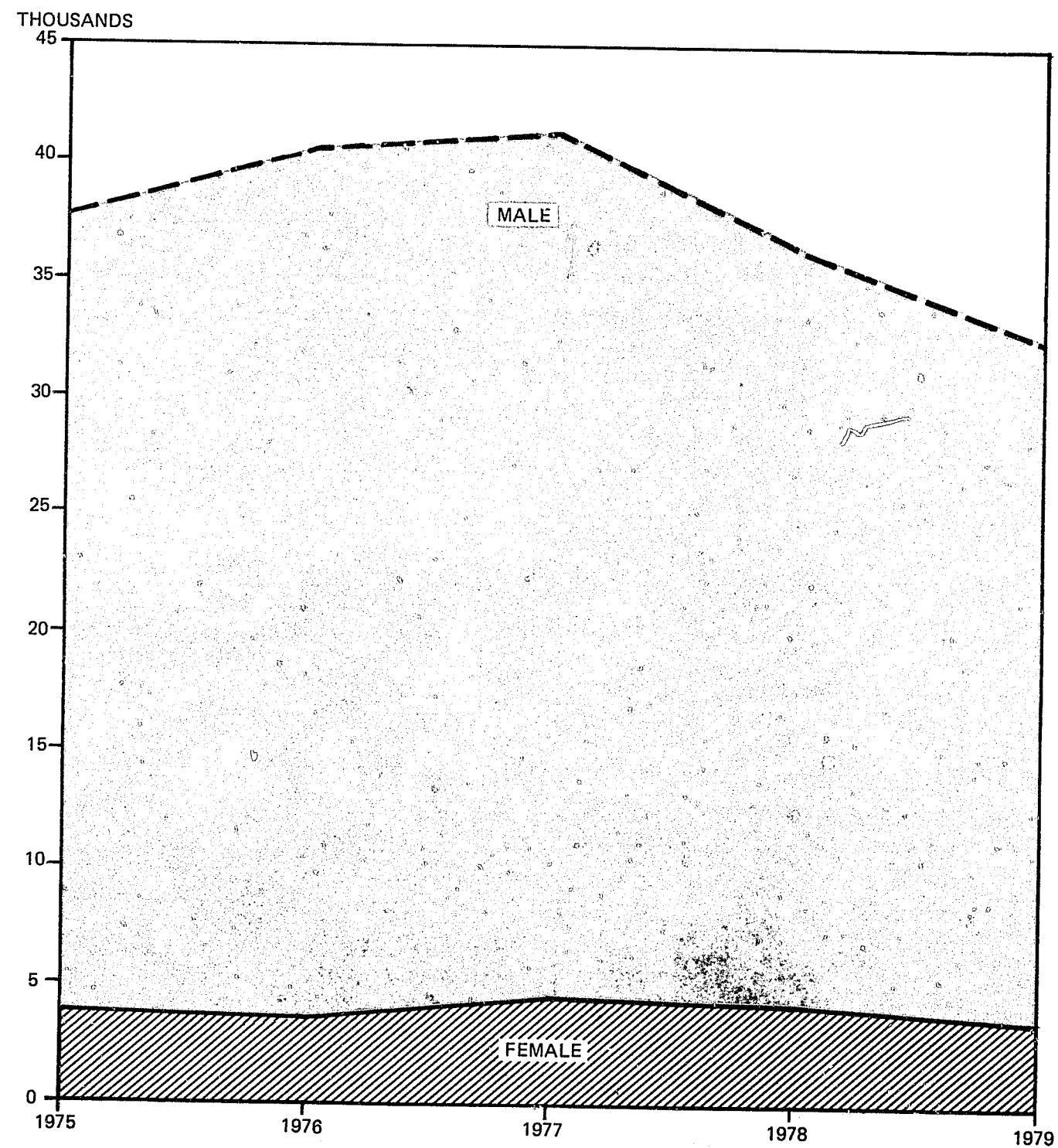
CHART 3B  
LENGTH OF IMPRISONMENT AND PROBATION TERMS  
IMPOSED ON CONVICTED DEFENDANTS



Source: Administrative Office of the United States Courts.

# SEX OF CONVICTED DEFENDANTS

TWELVE MONTH PERIODS ENDED JUNE 30, 1975-1979



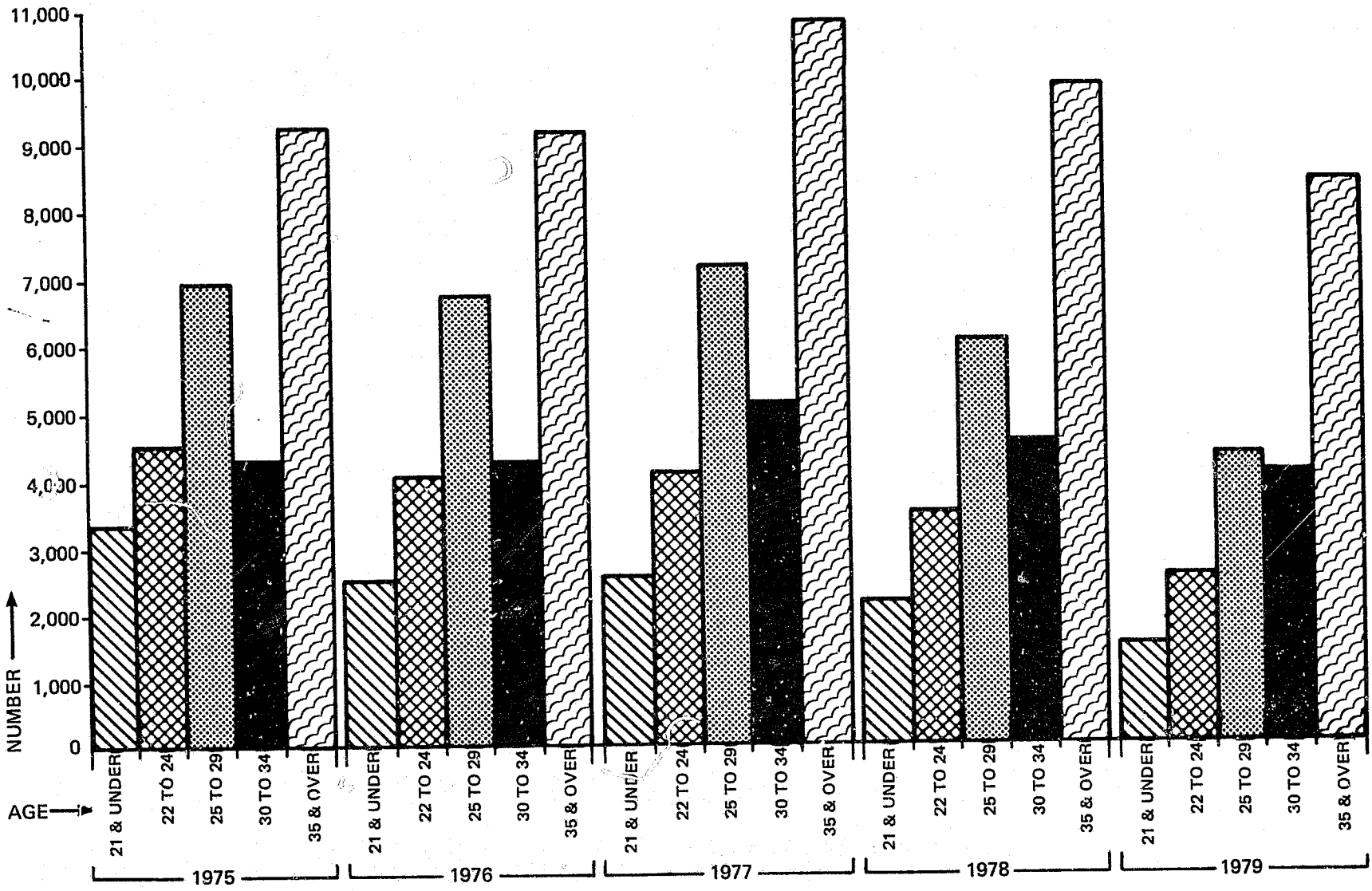
Note: Figures for convicted corporation defendants not plotted. The figures for each year are: 188-1975; 114-1976; 189-1977; 132-1978; and 130-1979.

Source: Administrative office of the United States Courts.



AGE OF CONVICTED DEFENDANTS

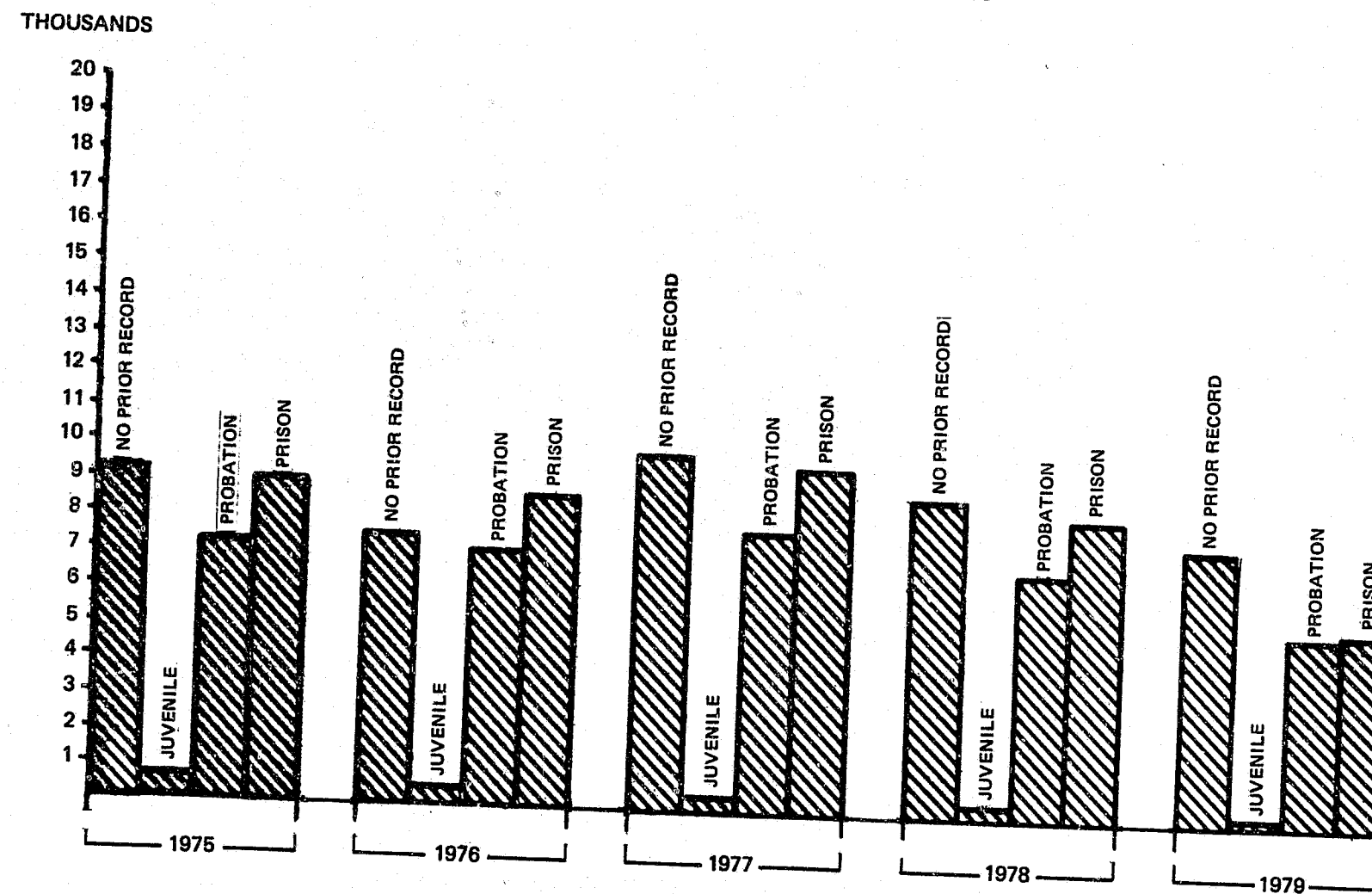
TWELVE MONTH PERIODS ENDED JUNE 30, 1975-1979



Source: Administrative Office of the United States Courts.

# PRIOR RECORD OF CONVICTED DEFENDANTS

TWELVE MONTH PERIODS ENDED JUNE 30, 1975-1979



Source: Administrative Office of the United States Courts.

**Defendants Convicted of Marihuana Violations During the Twelve Month Periods Ended June 30, 1962 through 1979.**

The average sentence to imprisonment for defendants convicted of marihuana violations has generally followed a declining pattern. These sentences were imposed pursuant to statutes that changed in focus and penalty during the years. Prior to May 1, 1971, drug law provisions such as the Harrison Narcotics Drug Act and the Marihuana Tax Act applied. The statistics for year 1962 to 1970, therefore, reflect convictions of narcotic violators and addicts failing to register prior to crossing the border (Title 18: U.S.C. Section 1407) and Marihuana Tax Act violators. The average sentence to imprisonment for defendants convicted of marihuana violations was in excess of 40 months for the years before 1971, as shown on Chart 5.

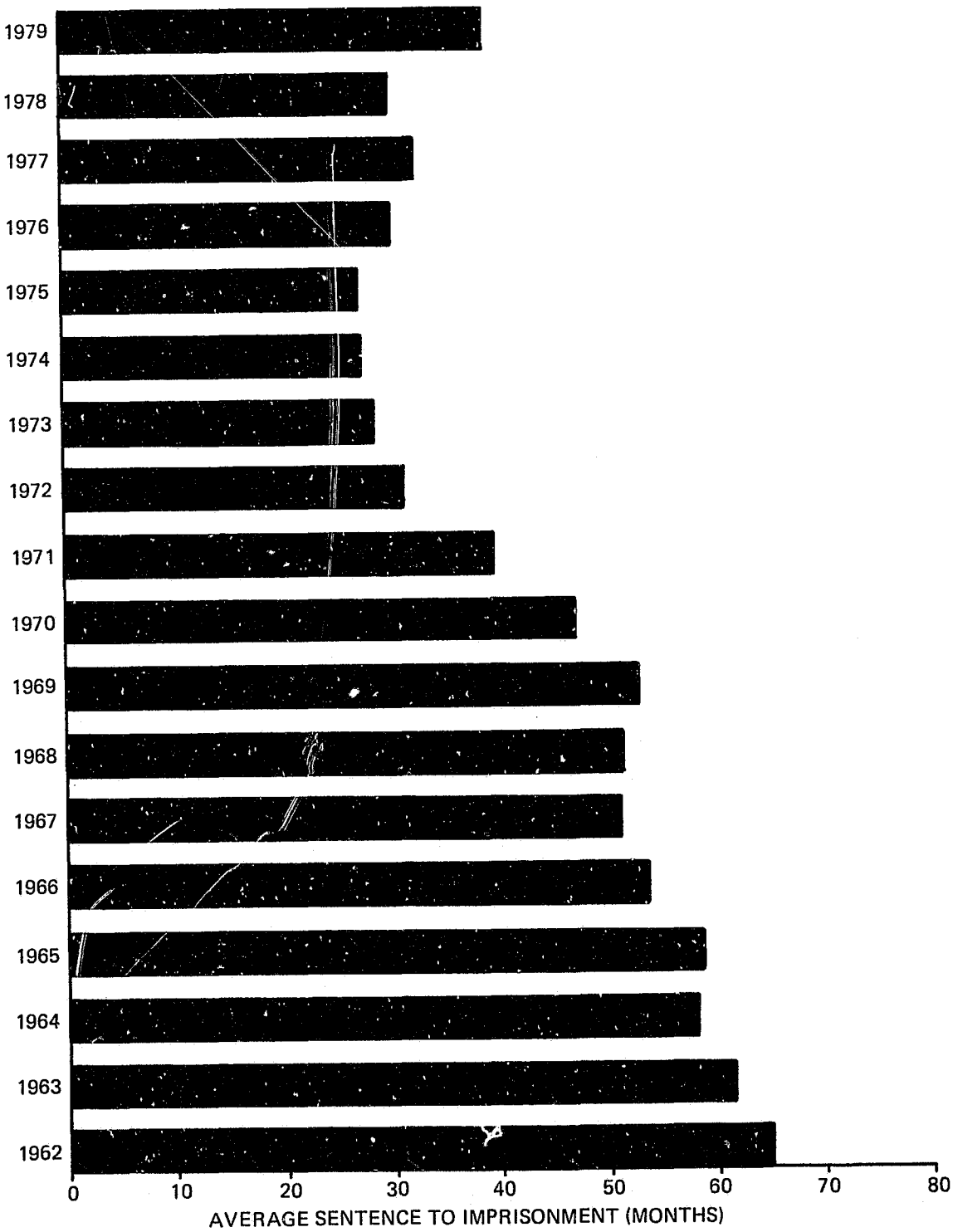
On May 1, 1971, the Comprehensive Drug Abuse Prevention and Control Act of 1970 became effective during the following years from 1971 through 1979. The average sentence of imprisonment ranged from 27.6 months to 39.9 months. The average sentence to imprisonment for defendants convicted in 1978 and 1979, however, excluded split sentences under Title 18: U.S.C. Section 3651, indeterminate sentences under Title 18: U.S.C. Sections 4205 (b) (1) and (2), and Youth Corrections Act sentences under Title 18: U.S.C. Sections 5010 (b) and (c). Differences in average sentences are expected for the years that show regular and special sentences combined when compared to years that exclude the special sentences.

**Disposition of Defendants With Weapon and Firearm Violations During The Twelve Month Periods Ended June 30, 1970 through 1979.**

The number of defendants convicted of weapon and firearm violations dropped sharply in 1979 to 1,533 after a slow-paced fall that began in 1977. (See Chart 6.) Convictions for weapon and firearm violations in 1979 were 40.6 percent fewer than in the previous year. The downturn in convictions is directly related to the drop in filings of firearms cases which have been declining steadily through the years. The decline in such filings has generally been attributed to the Treasury Department's policy of prosecuting defendants with prior criminal records, while remanding first time offenders to state and local authorities for prosecution. As is the case with marihuana violation sentences, the average sentence to imprisonment for

CHART 5  
**AVERAGE SENTENCE OF IMPRISONMENT FOR  
DEFENDANTS CONVICTED OF  
MARIHUANA VIOLATIONS**

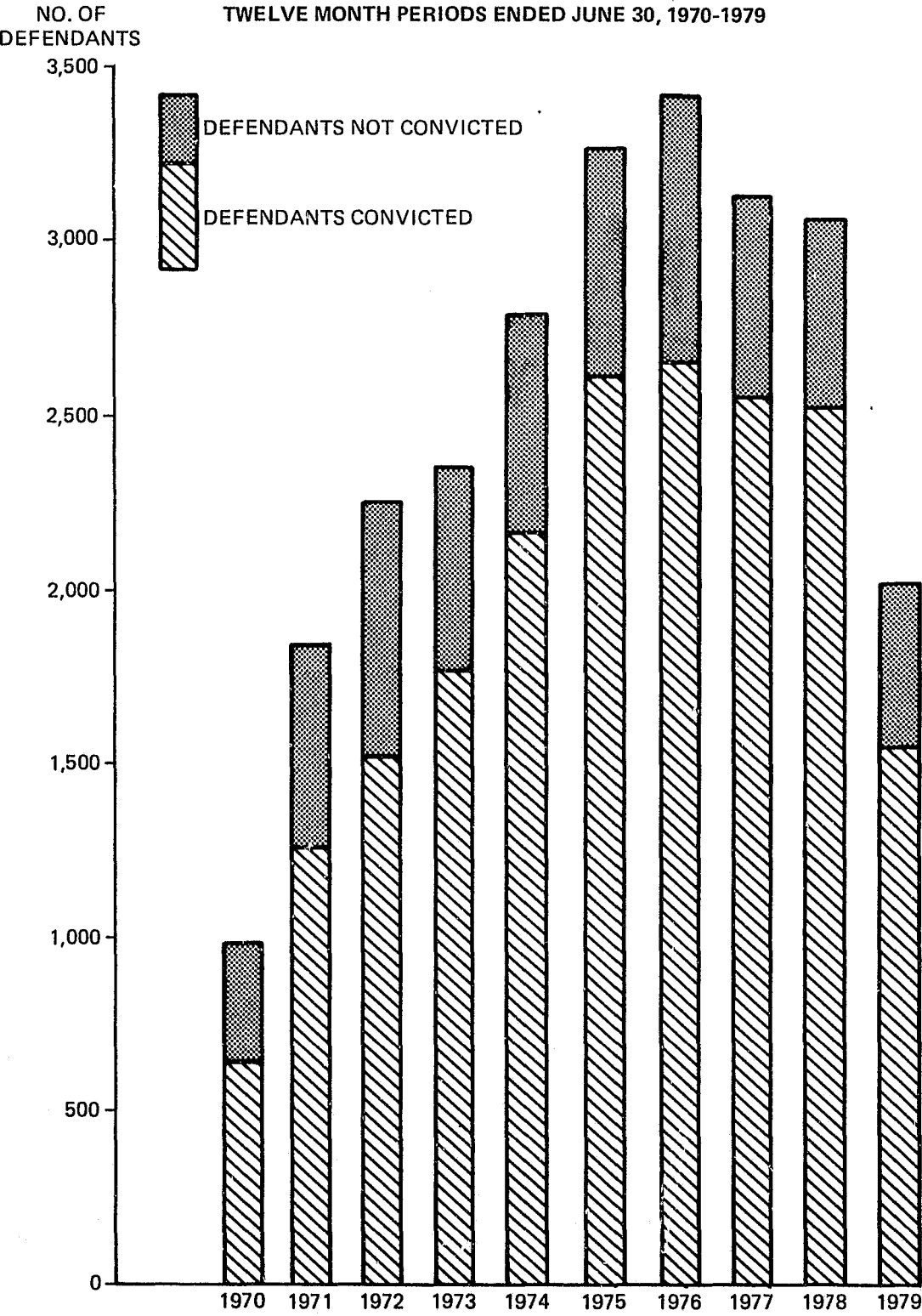
TWELVE MONTH PERIODS ENDED JUNE 30, 1962-1979



Source: Administrative Office of the United States Courts.

CHART 6  
**DISPOSITION OF DEFENDANTS  
WITH WEAPON AND FIREARM VIOLATIONS**

TWELVE MONTH PERIODS ENDED JUNE 30, 1970-1979



Source: Administrative Office of the United States Courts.

weapon violations in 1978 and 1979 excludes split sentences under Title 18: U.S.C. Section 3651, indeterminate sentences under Title 18: U.S.C. Sections 4205 (b) (1) and (2), and Youth Corrections Act sentences under Title 18: U.S.C. Sections 5010 (b) and (c). The average sentences for the two years were 39.8 and 38.4 months, respectively.

**Defendants Convicted of Violations of Selective Service Acts During The Twelve Month Periods Ended June 30, 1945 through 1979.**

Chart 7 shows the trend in the disposition of defendants charged and convicted of violating provisions of the Selective Service Acts during the twelve month periods ended June 30, 1945 through 1979. For every year until 1969, the number of convictions closely aligns with the number of dispositions. The years 1973 and 1977 presented the most divergent picture. Of the 3,495 defendants charged with Selective Service Acts violations in 1973, 2,518 or 72.0 percent were not convicted while only 977 or 28.0 percent were convicted and sentenced to mostly probation terms. During 1977, 2,146 or 99 percent of the 2,175 Selective Service Act violators were not convicted. This high incidence of non-convictions is attributed to the Presidential Proclamation of Pardon for Violations of the Selective Service Act (Executive Order 11967, issued by President Carter) on January 21, 1977, for the period August 4, 1964 to March 28, 1973.

The effect of this order was to require case dismissal for the majority of the Selective Service Act violators pending on the criminal docket. Thus, with the dismissal of 2,142 defendants in 1977, the largest volume of such dispositions since 1972, the number of pending Selective Service Act cases dropped to 65 on June 30, 1977. With only 65 cases pending at the end of the 1977 year and a total of 16 cases filed during 1978 and 1979, such defendants are now a negligible part of the criminal caseload as compared to earlier years. (See Chart 7.)

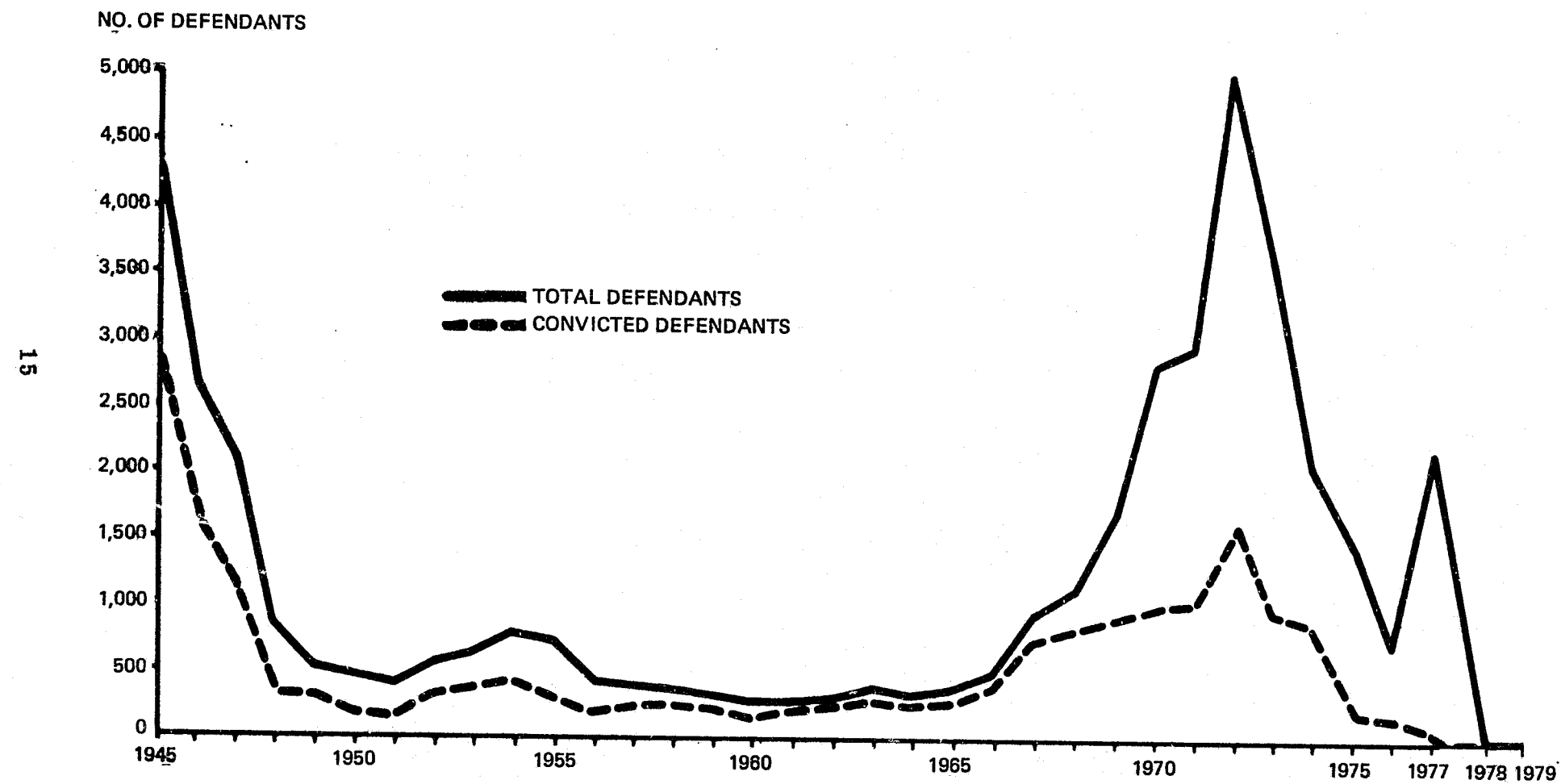


UNITED STATES DISTRICT COURTS

CHART 7

# **DEFENDANTS CONVICTED OF VIOLATIONS OF SELECTIVE SERVICE ACTS**

TWELVE MONTH PERIODS ENDED JUNE 30, 1945-1979



Source: Administrative Office of the United States Courts.

**TABLE 1 - 1975**  
**UNITED STATES DISTRICT COURTS**  
**CRIMINAL DEFENDANTS DISPOSED OF BY TYPE OF DISPOSITION**  
**TWELVE MONTH PERIOD ENDED JUNE 30, 1975.**

CIRCUIT AND DISTRICT	TOTAL DEFENDANTS	NOT CONVICTED				CONVICTED AND SENTENCED			
		TOTAL	DIS-MISSED	ACQUITTED BY		TOTAL	PLEA OF GUILTY OR Nolo CONTENDERE	CONVICTED BY	
				COURT	JURY			COURT	JURY
TOTAL ALL DISTRICTS...	50,044	12,004	10,459	415	1,130	38,040	32,286	1,651	4,103
DISTRICT OF COLUMBIA...	968	178	130	14	34	790	646	34	110
FIRST CIRCUIT.....	1,255	350	314	5	31	905	789	29	87
MAINE.....	117	36	31	-	5	81	70	-	11
MASSACHUSETTS.....	628	184	166	1	17	444	368	23	53
NEW HAMPSHIRE.....	64	9	5	2	2	55	52	1	2
RHODE ISLAND.....	143	15	11	1	3	128	115	2	11
PUERTO RICO.....	303	106	101	1	4	197	184	3	10
SECOND CIRCUIT....	4,165	1,391	1,215	13	163	2,774	2,360	41	373
CONNECTICUT.....	395	122	118	-	4	273	247	1	25
NEW YORK NORTHERN....	168	34	28	-	6	134	123	1	10
NEW YORK EASTERN....	1,257	404	365	3	36	853	736	12	105
NEW YORK SOUTHERN....	1,891	687	590	9	88	1,204	972	23	209
NEW YORK WESTERN....	304	119	90	1	28	185	166	3	14
VERMONT.....	150	25	24	-	1	125	114	1	10
THIRD CIRCUIT.....	3,543	973	847	25	101	2,570	2,170	87	313
DELAWARE.....	165	35	30	-	5	130	120	-	10
NEW JERSEY.....	1,132	462	429	2	31	670	578	5	87
PENNSYLVANIA EASTERN...	1,057	172	144	10	18	885	760	37	88
PENNSYLVANIA MIDDLE...	280	84	68	4	12	196	172	3	21
PENNSYLVANIA WESTERN...	556	106	80	5	21	450	366	23	61
VIRGIN ISLANDS.....	353	114	96	4	14	239	174	19	46
FOURTH CIRCUIT....	4,566	805	673	38	94	3,761	3,162	193	406
MARYLAND.....	976	172	155	2	15	804	696	30	78
NO. CAROLINA EASTERN...	418	101	91	4	6	317	278	11	28
NO. CAROLINA MIDDLE...	409	31	23	6	2	378	323	37	18
NO. CAROLINA WESTERN...	393	70	58	3	9	323	276	6	41
SOUTH CAROLINA.....	562	92	70	2	20	470	385	4	81
VIRGINIA EASTERN.....	1,106	261	217	17	27	845	631	95	119
VIRGINIA WESTERN.....	335	29	26	1	2	306	291	8	7
W. VIRGINIA NORTHERN...	85	15	7	3	5	70	65	1	4
W. VIRGINIA SOUTHERN...	282	34	26	-	8	248	217	1	30
FIFTH CIRCUIT.....	10,393	2,096	1,730	130	236	8,297	6,848	552	897
ALABAMA NORTHERN....	591	55	41	1	13	536	477	2	57
ALABAMA MIDDLE.....	330	70	60	2	8	260	216	-	44
ALABAMA SOUTHERN....	190	39	22	12	5	151	127	2	22
FLORIDA NORTHERN....	228	52	38	-	14	176	155	4	17
FLORIDA MIDDLE.....	901	236	223	2	11	665	573	13	79
FLORIDA SOUTHERN....	682	161	105	19	37	721	591	21	109
GEORGIA NORTHERN....	731	145	114	7	24	586	485	13	88
GEORGIA MIDDLE.....	293	52	43	1	8	241	184	5	52
GEORGIA SOUTHERN....	558	104	57	38	9	454	228	201	25
LOUISIANA EASTERN....	818	196	167	9	20	622	491	89	42
LOUISIANA MIDDLE....	91	18	18	-	-	73	65	1	7
LOUISIANA WESTERN....	442	71	55	4	11	371	335	5	31
MISSISSIPPI NORTHERN...	161	30	20	1	9	131	113	1	17
MISSISSIPPI SOUTHERN...	152	27	25	-	2	125	112	2	11
TEXAS NORTHERN.....	712	90	75	5	10	622	543	12	67
TEXAS EASTERN.....	199	37	30	-	7	162	144	4	14
TEXAS SOUTHERN.....	1,472	421	369	13	39	1,051	833	90	128
TEXAS WESTERN.....	1,247	227	218	2	7	1,020	905	39	76
CANAL ZONE.....	395	65	49	14	2	330	271	48	11

**TABLE 1 - 1975**  
**UNITED STATES DISTRICT COURTS**  
**CRIMINAL DEFENDANTS DISPOSED OF BY TYPE OF DISPOSITION**  
**TWELVE MONTH PERIOD ENDED JUNE 30, 1975.**

CIRCUIT AND DISTRICT	TOTAL DEFENDANTS	NOT CONVICTED				CONVICTED AND SENTENCED			
		TOTAL	DIS-MISSED	ACQUITTED BY		TOTAL	PLEA OF GUILTY OR Nolo CONTENDERE	CONVICTED BY	
				COURT	JURY			COURT	JURY
SIXTH CIRCUIT.....	5,623	1,339	1,180	37	122	4,284	3,715	136	433
KENTUCKY EASTERN....	523	124	109	1	14	399	322	7	70
KENTUCKY WESTERN....	463	52	44	1	7	411	386	7	18
MICHIGAN EASTERN....	2,057	592	549	14	29	1,465	1,279	58	128
MICHIGAN WESTERN....	270	48	46	-	2	222	208	-	14
OHIO NORTHERN.....	891	212	180	15	17	679	624	19	36
OHIO SOUTHERN.....	371	53	48	-	5	318	272	10	36
TENNESSEE EASTERN....	290	43	27	3	13	247	180	8	59
TENNESSEE MIDDLE....	418	131	114	2	15	287	257	17	13
TENNESSEE WESTERN....	340	84	63	1	20	256	187	10	59
SEVENTH CIRCUIT....	2,995	697	581	40	76	2,298	1,940	63	295
ILLINOIS NORTHERN....	1,195	271	218	21	32	924	794	30	100
ILLINOIS EASTERN....	209	43	31	3	9	166	135	2	29
ILLINOIS SOUTHERN....	223	67	63	2	2	156	130	-	26
INDIANA NORTHERN....	460	85	75	3	7	395	311	10	74
INDIANA SOUTHERN....	443	72	52	1	19	371	326	14	31
WISCONSIN EASTERN....	324	107	93	9	5	217	186	5	26
WISCONSIN WESTERN....	121	52	49	1	2	69	58	2	9
EIGHTH CIRCUIT....	3,634	1,012	889	47	76	2,622	2,241	94	287
ARKANSAS EASTERN....	300	59	48	6	5	241	188	18	35
ARKANSAS WESTERN....	101	14	7	1	6	87	76	3	8
IOWA NORTHERN.....	119	16	15	-	1	103	85	1	17
IOWA SOUTHERN.....	172	21	20	-	1	151	135	6	10
MINNESOTA.....	386	99	87	2	10	287	244	5	38
MISSOURI EASTERN....	465	82	73	1	8	383	307	14	62
MISSOURI WESTERN....	1,313	470	413	33	24	843	763	31	49
NEBRASKA.....	248	66	56	2	8	182	145	6	31
NORTH DAKOTA.....	141	26	19	1	6	115	87	7	21
SOUTH DAKOTA.....	383	159	151	1	7	230	211	3	16
NINTH CIRCUIT.....	10,772	2,670	2,478	49	143	8,103	7,076	393	634
ALASKA.....	225	61	60	-	1	164	157	2	5
ARIZONA.....	1,538	462	428	7	27	1,076	917	38	121
CALIFORNIA NORTHERN...	912	351	327	9	15	562	471	60	31
CALIFORNIA EASTERN...	1,227	201	193	4	4	1,026	968	28	30
CALIFORNIA CENTRAL...	2,210	531	485	14	32	1,679	1,450	99	130
CALIFORNIA SOUTHERN...	2,693	541	516	5	20	2,152	1,899	120	133
HAWAII.....	179	56	49	2	5	123	108	6	9
IDAHO.....	133	34	29	-	5	99	91	2	6
MONTANA.....	157	34	29	1	4	123	116	3	4
NEVADA.....	312	99	88	3	8	213	167	4	42
OREGON.....	312	93	84	1	8	219	181	8	30
WASHINGTON EASTERN...	186	42	40	1	1	144	129	3	12
WASHINGTON WESTERN...	604	119	110	2	7	485	397	16	72
GUAM.....	84	46	40	-	6	38	26	4	9
TENTH CIRCUIT.....	2,129	493	422	17	54	1,636	1,339	29	268
COLORADO.....	515	167	147	11	9	348	279	7	62
KANSAS.....	500	108	88	2	18	392	293	6	93
NEW MEXICO.....	358	90	88	1	1	268	237	8	23
OKLAHOMA NORTHERN...	145	31	28	-	3	114	101	-	13
OKLAHOMA EASTERN....	89	21	12	2	7	68	49	3	16
OKLAHOMA WESTERN....	304	47	35	-	12	257	205	3	49
UTAH.....	103	23	18	1	4	80	73	2	5
WYOMING.....	115	6	6	-	-	109	102	-	7

**TABLE 1 - 1976**  
**UNITED STATES DISTRICT COURTS**  
**CRIMINAL DEFENDANTS DISPOSED OF BY TYPE OF DISPOSITION**  
**TWELVE MONTH PERIOD ENDED JUNE 30, 1976.**

CIRCUIT AND DISTRICT	TOTAL DEFENDANTS	NOT CONVICTED				CONVICTED AND SENTENCED			
		TOTAL	DIS-MISSED	ACQUITTED BY		TOTAL	PLEA OF GUILTY OR NOLO CONTENDERE	CONVICTED BY	
				COURT	JURY			COURT	JURY
TOTAL ALL DISTRICTS...	52,547	11,846	10,657	520	1,269	40,715	34,538	1,630	4,547
DISTRICT OF COLUMBIA...	1,004	152	119	9	24	852	714	48	90
FIRST CIRCUIT.....	1,539	448	377	18	53	1,091	884	46	161
MAINE.....	93	30	29	-	1	63	56	-	7
MASSACHUSETTS.....	840	185	148	11	26	655	504	34	117
NEW HAMPSHIRE.....	57	13	6	1	6	44	40	-	4
RHODE ISLAND.....	127	33	31	-	2	94	83	3	8
PUERTO RICO.....	422	187	163	6	18	235	201	9	25
SECOND CIRCUIT....	4,241	1,310	1,158	18	134	2,931	2,481	43	407
CONNECTICUT.....	406	119	112	1	6	287	256	3	28
NEW YORK NORTHERN....	149	33	29	1	3	116	99	-	17
NEW YORK EASTERN....	1,235	291	241	10	40	944	822	15	107
NEW YORK SOUTHERN....	2,030	742	671	5	66	1,288	1,038	21	229
NEW YORK WESTERN....	518	108	89	1	18	210	169	3	18
VERMONT.....	163	17	16	-	1	86	77	1	8
THIRD CIRCUIT.....	3,660	860	729	29	102	2,800	2,385	82	333
DELAWARE.....	186	55	52	3	-	131	119	1	11
NEW JERSEY.....	1,120	243	202	2	39	877	766	5	106
PENNSYLVANIA EASTERN...	1,054	188	159	14	16	866	751	32	83
PENNSYLVANIA MIDDLE..	256	61	54	-	7	195	175	5	15
PENNSYLVANIA WESTERN..	524	88	65	6	17	438	341	33	62
VIRGIN ISLANDS.....	520	225	197	4	24	295	233	6	56
FOURTH CIRCUIT....	5,122	1,056	910	43	103	4,066	3,454	222	386
MARYLAND.....	1,351	344	305	21	18	1,007	867	64	76
NO. CAROLINA EASTERN...	375	60	44	1	15	315	257	14	44
NO. CAROLINA MIDDLE..	360	39	36	2	1	321	288	11	22
NO. CAROLINA WESTERN..	360	55	47	1	7	305	266	10	29
SOUTH CAROLINA.....	639	99	80	1	18	540	455	9	76
VIRGINIA EASTERN.....	1,424	362	318	16	26	1,062	840	107	115
VIRGINIA WESTERN.....	252	27	24	-	3	225	215	3	7
W. VIRGINIA NORTHERN..	90	9	7	1	1	81	76	1	4
W. VIRGINIA SOUTHERN..	271	61	49	-	12	210	194	3	13
FIFTH CIRCUIT.....	12,644	2,445	1,969	201	275	10,199	8,665	533	1,001
ALABAMA NORTHERN....	755	77	68	1	8	678	632	7	39
ALABAMA MIDDLE.....	308	60	42	8	10	248	153	9	46
ALABAMA SOUTHERN....	244	34	29	1	4	210	170	4	36
FLORIDA NORTHERN....	279	111	92	-	19	168	125	2	41
FLORIDA MIDDLE.....	808	147	128	6	13	661	529	17	115
FLORIDA SOUTHERN....	1,162	228	167	13	48	934	725	53	156
GEORGIA NORTHERN....	706	172	151	3	18	534	427	4	103
GEORGIA MIDDLE.....	356	35	26	2	7	321	293	4	24
GEORGIA SOUTHERN....	1,833	228	158	62	8	1,305	1,137	140	28
LOUISIANA EASTERN....	1,095	259	217	21	21	836	723	49	64
LOUISIANA MIDDLE.....	186	41	32	4	5	145	134	2	9
LOUISIANA WESTERN....	951	146	99	32	15	805	765	26	14
MISSISSIPPI NORTHERN..	132	32	19	1	12	100	77	1	22
MISSISSIPPI SOUTHERN..	148	22	21	-	1	126	106	1	19
TEXAS NORTHERN.....	709	101	87	3	11	608	521	21	66
TEXAS EASTERN.....	204	34	22	3	9	170	155	2	13
TEXAS SOUTHERN.....	1,678	350	284	15	56	1,323	1,069	126	128
TEXAS WESTERN.....	1,049	302	275	18	9	747	645	28	74
CANAL ZONE.....	341	61	52	8	1	280	239	37	4

**TABLE 1 - 1976**  
**UNITED STATES DISTRICT COURTS**  
**CRIMINAL DEFENDANTS DISPOSED OF BY TYPE OF DISPOSITION**  
**TWELVE MONTH PERIOD ENDED JUNE 30, 1976.**

CIRCUIT AND DISTRICT	TOTAL DEFENDANTS	NOT CONVICTED				CONVICTED AND SENTENCED			
		TOTAL	DIS-MISSED	ACQUITTED BY		TOTAL	PLEA OF GUILTY OR NOLO CONTENDERE	CONVICTED BY	
				COURT	JURY			COURT	JURY
SIXTH CIRCUIT.....	5,448	1,136	985	26	125	4,312	3,746	74	492
KENTUCKY EASTERN....	509	142	120	2	20	367	261	6	100
KENTUCKY WESTERN....	433	47	35	-	12	386	363	3	20
MICHIGAN EASTERN....	2,019	541	495	10	36	1,478	1,305	27	146
MICHIGAN WESTERN....	329	79	71	2	6	250	234	1	15
OHIO NORTHERN.....	847	119	104	1	14	728	663	15	50
OHIO SOUTHERN.....	492	67	62	2	3	425	368	7	50
TENNESSEE EASTERN....	232	37	21	4	12	195	153	3	39
TENNESSEE MIDDLE....	349	67	56	5	6	282	242	10	30
TENNESSEE WESTERN....	238	37	21	-	16	201	157	2	42
SEVENTH CIRCUIT...	2,738	622	499	20	103	2,116	1,764	63	289
ILLINOIS NORTHERN....	1,060	215	164	10	41	845	707	37	101
ILLINOIS EASTERN....	264	80	67	-	13	184	145	1	38
ILLINOIS SOUTHERN....	165	33	26	1	6	132	105	4	23
INDIANA NORTHERN....	519	125	105	3	17	394	314	4	76
INDIANA SOUTHERN....	374	52	41	2	9	322	293	9	20
WISCONSIN EASTERN....	242	71	60	-	11	171	140	7	24
WISCONSIN WESTERN....	114	46	36	4	6	68	60	1	7
EIGHTH CIRCUIT....	3,482	826	687	41	98	2,656	2,245	106	305
ARKANSAS EASTERN....	350	55	39	1	15	295	217	17	61
ARKANSAS WESTERN....	94	27	16	1	10	67	60	2	5
IOWA NORTHERN.....	127	22	18	1	3	105	92	-	13
IOWA SOUTHERN.....	159	30	23	3	4	129	94	-	35
MINNESOTA.....	376	59	47	2	10	317	271	9	37
MISSOURI EASTERN....	494	91	72	2	17	403	327	16	60
MISSOURI WESTERN....	1,053	287	253	23	11	766	677	49	40
NEBRASKA.....	207	55	48	-	7	152	132	5	15
NORTH DAKOTA.....	139	21	15	3	3	118	104	4	10
SOUTH DAKOTA.....	483	179	156	5	18	304	271	4	29
NINTH CIRCUIT.....	10,462	2,439	2,166	94	179	8,023	6,853	376	794
ALASKA.....	224	50	44	2	4	174	159	-	15
ARIZONA.....	1,683	433	387	9	37	1,250	1,035	64	151
CALIFORNIA NORTHERN..	848	221	197	10	14	627	544	21	62
CALIFORNIA EASTERN...	1,209	210	198	2	10	999	936	12	51
CALIFORNIA CENTRAL...	2,259	485	417	24	44	1,774	1,519	77	178
CALIFORNIA SOUTHERN..	2,152	409	363	22	24	1,743	1,512	92	139
HAWAII.....	204	62	54	5	3	142	120	2	20
IDaho.....	179	44	41	1	2	135	111	6	18
MONTANA.....	213	55	49	-	6	158	145	4	9
NEVADA.....	357	139	117	3	19	218	176	3	39
OREGON.....	296	115	108	4	3	181	139	17	25
WASHINGTON EASTERN..	168	26	25	1	-	142	109	10	23
WASHINGTON WESTERN..	581	130	110	11	9	451	322	68	61
GUAM.....	89	60	56	-	4	29	26	-	3
TENTH CIRCUIT.....	2,221	552	458	21	73	1,669	1,343	37	289
COLORADO.....	350	61	45	4	11	289	221	4	64
KANSAS.....	525	148	138	-	10	377	323	4	50
NEW MEXICO.....	402	120	116	-	4	282	237	7	38
OKLAHOMA NORTHERN...	205	40	37	-	3	165	139	1	25
OKLAHOMA EASTERN....	95	33	10	2	21	62	41	-	21
OKLAHOMA WESTERN....	275	38	27	1	10	237	190	6	41
UTAH.....	224	94	68	12	14	130	83	14	33
WYOMING.....	145	18	16	2	-	127	109	1	17

**TABLE 1 - 1977**  
**UNITED STATES DISTRICT COURTS**  
**CRIMINAL DEFENDANTS DISPOSED OF BY TYPE OF DISPOSITION**  
**TWELVE MONTH PERIOD ENDED JUNE 30, 1977.**

CIRCUIT AND DISTRICT	TOTAL DEFENDANTS	NOT CONVICTED				CONVICTED AND SENTENCED			
		TOTAL	DIS-MISSED	ACQUITTED BY		TOTAL	PLEA OF GUILTY OR NOLO CONTENDERE	CONVICTED BY	
				COURT	JURY			COURT	JURY
TOTAL ALL DISTRICTS...	53,188	11,720	9,940	392	1,382	41,468	35,335	1,629	4,504
DISTRICT OF COLUMBIA...	1,141	144	123	3	18	997	880	32	85
FIRST CIRCUIT.....	1,361	338	274	10	54	1,023	835	19	169
MAINE.....	100	35	31	2	2	65	55	-	10
MASSACHUSETTS.....	782	193	157	2	34	589	473	8	108
NEW HAMPSHIRE.....	49	21	18	1	2	28	25	-	3
RHODE ISLAND.....	128	27	22	1	4	101	90	1	10
PUERTO RICO.....	302	62	46	4	12	240	192	10	38
SECOND CIRCUIT....	4,672	1,416	1,255	6	155	3,256	2,735	32	489
CONNECTICUT.....	434	148	134	1	13	286	257	2	27
NEW YORK NORTHERN....	223	61	56	-	5	162	134	6	22
NEW YORK EASTERN....	1,310	345	300	2	43	965	827	11	127
NEW YORK SOUTHERN....	2,104	655	587	3	65	1,449	1,190	12	247
NEW YORK WESTERN....	476	171	150	-	22	304	256	-	48
VERMONT.....	125	35	28	-	7	90	71	1	18
THIRD CIRCUIT.....	3,733	820	695	24	101	2,913	2,450	81	382
DELAWARE.....	153	32	32	-	-	121	106	-	15
NEW JERSEY.....	1,354	190	153	4	31	1,164	1,043	14	107
PENNSYLVANIA EASTERN...	915	162	116	7	39	753	617	39	97
PENNSYLVANIA MIDDLE..	245	61	41	3	7	184	159	6	29
PENNSYLVANIA WESTERN..	562	208	189	6	13	354	254	18	82
VIRGIN ISLANDS.....	504	177	162	4	11	327	271	4	52
FOURTH CIRCUIT....	5,386	1,554	1,384	91	79	3,832	3,074	101	357
MARYLAND.....	1,596	520	486	14	20	1,076	928	58	90
NO. CAROLINA EASTERN...	318	57	54	1	2	261	236	4	21
NO. CAROLINA MIDDLE..	311	34	31	1	2	277	243	14	20
NO. CAROLINA WESTERN..	292	52	40	2	10	240	210	7	23
SOUTH CAROLINA.....	443	89	70	3	16	354	304	3	47
VIRGINIA EASTERN.....	1,603	437	352	66	19	1,166	736	309	121
VIRGINIA WESTERN.....	202	28	23	1	4	174	158	5	11
W. VIRGINIA NORTHERN..	94	11	9	-	2	83	76	-	7
W. VIRGINIA SOUTHERN..	527	326	319	3	4	201	183	1	17
FIFTH CIRCUIT.....	12,944	2,144	1,702	146	296	10,800	9,413	430	957
ALABAMA NORTHERN....	732	72	61	-	11	660	628	3	29
ALABAMA MIDDLE.....	297	59	40	9	10	238	176	19	43
ALABAMA SOUTHERN....	204	29	18	-	11	175	151	1	23
FLORIDA NORTHERN....	199	53	33	1	19	146	96	5	45
FLORIDA MIDDLE.....	689	150	117	2	31	539	445	7	87
FLORIDA SOUTHERN....	984	206	161	-	45	778	606	34	138
GEORGIA NORTHERN....	690	127	89	1	37	563	449	14	100
GEORGIA MIDDLE.....	868	67	39	14	14	801	730	26	45
GEORGIA SOUTHERN....	1,813	285	227	39	19	1,528	1,470	32	26
LOUISIANA EASTERN....	919	148	105	28	15	771	679	35	57
LOUISIANA MIDDLE....	178	18	15	2	1	160	147	4	9
LOUISIANA WESTERN....	667	115	96	14	5	552	511	21	26
MISSISSIPPI NORTHERN..	123	19	8	1	10	104	69	3	32
MISSISSIPPI SOUTHERN..	163	22	22	-	-	141	132	-	9
TEXAS NORTHERN.....	759	75	63	2	10	684	612	11	61
TEXAS EASTERN.....	145	24	22	-	4	159	147	3	9
TEXAS SOUTHERN.....	1,832	332	288	11	33	1,500	1,312	67	121
TEXAS WESTERN.....	1,319	284	254	10	20	1,035	846	94	95
CANAL ZONE.....	323	57	44	12	1	266	207	51	8

**TABLE 1 - 1977**  
**UNITED STATES DISTRICT COURTS**  
**CRIMINAL DEFENDANTS DISPOSED OF BY TYPE OF DISPOSITION**  
**TWELVE MONTH PERIOD ENDED JUNE 30, 1977.**

CIRCUIT AND DISTRICT	TOTAL DEFENDANTS	NOT CONVICTED				CONVICTED AND SENTENCED			
		TOTAL	DIS-MISSED	ACQUITTED BY		TOTAL	PLEA OF GUILTY OR NOLO CONTENDERE	CONVICTED BY	
				COURT	JURY			COURT	JURY
SIXTH CIRCUIT.....	5,282	1,159	992	28	139	4,123	3,546	118	459
KENTUCKY EASTERN....	368	81	63	2	16	287	217	5	64
KENTUCKY WESTERN....	559	38	29	2	7	521	458	40	23
MICHIGAN EASTERN....	1,776	549	502	5	42	1,227	1,076	25	126
MICHIGAN WESTERN....	340	101	90	2	8	239	224	1	14
OHIO NORTHERN.....	928	194	186	-	8	734	671	11	52
OHIO SOUTHERN.....	352	37	33	1	3	315	267	3	45
TENNESSEE EASTERN....	252	49	27	-	22	203	171	2	30
TENNESSEE MIDDLE....	458	48	30	10	8	410	337	22	51
TENNESSEE WESTERN....	249	62	32	6	24	187	125	8	54
SEVENTH CIRCUIT...	2,740	595	421	29	145	2,145	1,753	89	303
ILLINOIS NORTHERN....	1,226	215	127	17	71	1,011	815	67	129
ILLINOIS EASTERN....	182	45	29	1	15	137	107	1	29
ILLINOIS SOUTHERN....	150	52	35	1	16	98	70	3	25
INDIANA NORTHERN....	485	114	92	-	22	374	313	4	57
INDIANA SOUTHERN....	311	63	58	3	2	248	206	6	36
WISCONSIN EASTERN....	290	79	56	7	16	211	182	7	22
WISCONSIN WESTERN....	93	27	24	-	3	66	60	1	5
EIGHTH CIRCUIT....	3,123	724	600	14	110	2,399	2,050	46	303
ARKANSAS EASTERN....	290	56	31	1	24	234	179	4	51
ARKANSAS WESTERN....	82	12	9	1	2	70	61	-	9
IOWA NORTHERN.....	168	37	31	-	6	131	119	1	11
IOWA SOUTHERN.....	125	29	19	-	10	96	78	2	16
MINNESOTA.....	444	101	90	1	10	343	293	4	46
MISSOURI EASTERN....	420	65	54	-	11	355	289	5	61
MISSOURI WESTERN....	758	166	154	11	21	572	490	24	58
NEBRASKA.....	255	72	70	-	2	183	159	3	21
NORTH DAKOTA.....	167	30	21	-	9	137	121	2	14
SOUTH DAKOTA.....	414	136	121	-	15	278	261	1	16
NINTH CIRCUIT.....	10,296	2,309	2,062	45	202	7,987	6,942	328	717
ALASKA.....	225	61	53	-	8	164	143	3	18
ARIZONA.....	1,566	443	398	2	43	1,123	948	41	134
CALIFORNIA NORTHERN..	796	155	135	4	16	641	570	24	47
CALIFORNIA EASTERN...	680	148	142	1	5	532	483	13	36
CALIFORNIA CENTRAL...	2,381	416	362	13	41	1,965	1,696	88	181
CALIFORNIA SOUTHERN..	1,470	317	275	11	31	1,153	969	89	95
HAWAII.....	836	146	139	2	5	690	655	14	21
IDAHO.....	159	46	40	1	5	113	95	2	16
MONTANA.....	249	95	81	2	12	154	126	2	26
NEVADA.....	243	87	72	2	13	156	123	9	24
OREGON.....	387	157	148	1	8	230	184	10	36
WASHINGTON EASTERN...	186	47	44	2	1	139	111	10	18
WASHINGTON WESTERN...	1,089	179	161	4	14	910	826	23	61
GUAM.....	29	12	12	-	-	17	13	-	4
TENTH CIRCUIT.....	2,510	517	432	2	83	1,993	1,657	53	283
COLORADO.....	571	113	92	-	21	458	375	15	68
KANSAS.....	545	131	117	1	13	414	370	11	33
NEW MEXICO.....	338	92	88	-	4	246	192	8	46
OKLAHOMA NORTHERN...	262	46	37	1	8	216	179	5	32
OKLAHOMA EASTERN....	89	18	11	-	7	71	58	2	11
OKLAHOMA WESTERN....	441	43	31	-	12	398	323	9	66
UTAH.....	120	45	32	-	13	75	57	2	16
WYOMING.....	144	29	24	-	5	115	103	1	11

**TABLE 1 - 1978**  
**UNITED STATES DISTRICT COURTS**  
**CRIMINAL DEFENDANTS DISPOSED OF BY TYPE OF DISPOSITION**  
**TWELVE MONTH PERIOD ENDED JUNE 30, 1978.**

CIRCUIT AND DISTRICT	TOTAL DEFEN- DANTS	NOT CONVICTED				CONVICTED AND SENTENCED			
		TOTAL	DIS- MISSED	ACQUITTED BY		TOTAL	PLEA OF GUILTY OR NOLO CON- TENDERE	CONVICTED BY	
				COURT	JURY			COURT	JURY
TOTAL ALL DISTRICTS..	45,922	9,417	7,792	311	1,314	36,505	31,112	1,431	3,962
DISTRICT OF COLUMBIA..	1,033	149	116	5	28	884	762	27	95
FIRST CIRCUIT.....	1,073	155	109	-	46	918	751	6	161
MAINE.....	82	17	12	-	5	65	55	-	10
MASSACHUSETTS.....	617	83	52	-	31	534	416	4	114
NEW HAMPSHIRE.....	35	5	4	-	1	30	23	-	7
RHODE ISLAND.....	98	11	7	-	4	87	76	-	11
PUERTO RICO.....	241	39	34	-	5	202	181	2	19
SECOND CIRCUIT.....	3,561	824	671	13	140	2,737	2,307	23	407
CONNECTICUT.....	261	34	31	1	2	227	205	3	19
NEW YORK NORTHERN.....	174	41	24	-	17	133	122	-	11
NEW YORK EASTERN.....	1,084	199	151	-	48	885	747	16	122
NEW YORK SOUTHERN.....	1,634	468	412	10	46	1,166	943	3	220
NEW YORK WESTERN.....	322	70	41	2	27	252	219	1	32
VERMONT.....	86	12	12	-	-	74	71	-	3
THIRD CIRCUIT.....	3,173	587	409	37	141	2,586	2,204	84	298
DELAWARE.....	104	22	18	1	3	82	77	-	5
NEW JERSEY.....	1,271	183	112	11	60	1,088	1,004	19	65
PENNSYLVANIA EASTERN..	792	130	82	12	36	662	542	35	85
PENNSYLVANIA MIDDLE..	179	21	17	2	2	158	135	6	17
PENNSYLVANIA WESTERN..	463	118	79	6	33	345	257	14	74
VIRGIN ISLANDS.....	364	113	101	5	7	251	189	10	52
FOURTH CIRCUIT.....	4,796	1,193	1,032	40	121	3,603	3,073	218	312
MARYLAND.....	1,403	413	367	22	24	990	839	59	92
NO. CAROLINA EASTERN..	289	57	39	2	16	232	180	18	34
NO. CAROLINA MIDDLE..	279	34	28	-	6	245	231	7	7
NO. CAROLINA WESTERN..	274	41	31	3	7	233	192	6	35
SOUTH CAROLINA.....	474	105	73	5	27	369	301	15	53
VIRGINIA EASTERN.....	1,624	441	402	7	32	1,183	1,015	111	57
VIRGINIA WESTERN.....	173	29	25	1	3	144	132	2	10
W. VIRGINIA NORTHERN..	76	14	11	-	3	62	51	-	11
W. VIRGINIA SOUTHERN..	204	59	56	-	3	145	132	-	13
FIFTH CIRCUIT.....	10,927	1,893	1,422	95	318	9,034	7,577	499	958
ALABAMA NORTHERN.....	835	86	70	2	14	749	712	2	35
ALABAMA MIDDLE.....	342	55	32	3	20	287	214	20	53
ALABAMA SOUTHERN.....	210	41	33	1	7	169	152	2	15
FLORIDA NORTHERN.....	160	41	29	-	12	119	80	1	38
FLORIDA MIDDLE.....	778	107	85	1	21	671	537	4	130
FLORIDA SOUTHERN.....	971	193	129	4	60	778	570	32	176
GEORGIA NORTHERN.....	591	136	96	1	39	455	350	10	95
GEORGIA MIDDLE.....	1,071	68	36	24	8	1,003	956	29	18
GEORGIA SOUTHERN.....	603	127	70	37	20	476	225	218	33
LOUISIANA EASTERN.....	533	75	56	3	16	458	413	5	40
LOUISIANA MIDDLE.....	109	14	13	-	1	95	87	1	7
LOUISIANA WESTERN.....	263	41	38	2	1	222	215	3	4
MISSISSIPPI NORTHERN..	85	15	8	-	7	70	50	-	20
MISSISSIPPI SOUTHERN..	162	32	27	1	4	130	121	1	8
TEXAS NORTHERN.....	725	98	79	2	17	627	540	6	81
TEXAS EASTERN.....	173	34	26	1	7	139	129	-	10
TEXAS SOUTHERN.....	1,674	311	278	7	26	1,363	1,235	34	94
TEXAS WESTERN.....	1,326	359	326	3	30	967	813	74	80
CANAL ZONE.....	316	60	51	3	6	256	178	57	21

**TABLE 1 - 1978**  
**UNITED STATES DISTRICT COURTS**  
**CRIMINAL DEFENDANTS DISPOSED OF BY TYPE OF DISPOSITION**  
**TWELVE MONTH PERIOD ENDED JUNE 30, 1978.**

CIRCUIT AND DISTRICT	TOTAL DEFEN- DANTS	NOT CONVICTED				CONVICTED AND SENTENCED			
		TOTAL	DIS- MISSED	ACQUITTED BY		TOTAL	PLEA OF GUILTY OR NOLO CON- TENDERE	CONVICTED BY	
				COURT	JURY			COURT	JURY
SIXTH CIRCUIT.....	4,434	840	713	10	117	3,594	3,131	79	384
KENTUCKY EASTERN.....	339	61	46	1	14	278	220	8	50
KENTUCKY WESTERN.....	698	69	56	-	13	629	565	12	52
MICHIGAN EASTERN.....	1,303	409	373	1	35	894	790	22	82
MICHIGAN WESTERN.....	230	36	30	1	5	194	172	6	16
OHIO NORTHERN.....	592	75	69	1	5	517	469	9	39
OHIO SOUTHERN.....	428	42	35	-	7	386	342	3	41
TENNESSEE EASTERN.....	190	32	18	-	14	158	129	2	27
TENNESSEE MIDDLE.....	338	68	57	3	8	270	231	6	33
TENNESSEE WESTERN.....	316	48	29	3	16	268	213	11	44
SEVENTH CIRCUIT....	2,154	340	245	17	78	1,814	1,500	86	228
ILLINOIS NORTHERN....	970	143	80	14	49	827	624	73	130
ILLINOIS EASTERN.....	204	31	28	-	3	173	155	3	15
ILLINOIS SOUTHERN....	152	16	7	-	9	136	117	1	18
INDIANA NORTHERN.....	244	50	36	2	12	194	161	1	32
INDIANA SOUTHERN.....	285	35	34	-	1	250	241	-	9
WISCONSIN EASTERN....	224	53	51	1	1	171	147	6	18
WISCONSIN WESTERN....	75	12	9	-	3	63	55	2	6
EIGHTH CIRCUIT....	2,652	538	447	17	74	2,114	1,796	71	247
ARKANSAS EASTERN.....	298	71	49	3	19	227	173	14	40
ARKANSAS WESTERN.....	88	12	6	-	6	76	68	1	7
IOWA NORTHERN.....	115	17	15	1	1	98	85	2	11
IOWA SOUTHERN.....	106	11	8	1	2	95	77	1	17
MINNESOTA.....	363	65	53	-	12	298	255	7	36
MISSOURI EASTERN.....	328	42	36	-	4	286	233	8	45
MISSOURI WESTERN.....	747	188	161	11	16	559	493	30	36
NEBRASKA.....	165	25	23	1	1	140	125	2	13
NORTH DAKOTA.....	153	20	12	-	8	133	112	1	20
SOUTH DAKOTA.....	289	87	82	-	5	202	175	5	22
NINTH CIRCUIT.....	9,785	2,433	2,206	49	178	7,352	6,436	278	638
ALASKA.....	196	46	44	-	2	150	141	2	7
ARIZONA.....	1,324	442	412	2	28	882	756	21	105
CALIFORNIA NORTHERN..	773	175	158	1	16	598	525	10	63
CALIFORNIA EASTERN....	621	116	108	2	6	505	455	16	34
CALIFORNIA CENTRAL....	1,921	306	262	6	38	1,615	1,438	40	137
CALIFORNIA SOUTHERN..	1,444	322	286	1	35	1,122	930	89	103
HAWAII.....	1,131	470	463	7	-	661	628	23	10
IDAH0.....	167	57	54	-	3	110	95	3	12
MONTANA.....	254	100	86	4	10	154	137	3	14
NEVADA.....	235	79	70	3	6	156	129	3	24
OREGON.....	349	88	78	3	7	261	214	9	38
WASHINGTON EASTERN..	161	37	33	-	4	124	105	3	16
WASHINGTON WESTERN..	1,160	176	134	20	22	984	861	56	67
GUAM.....	49	19	18	-	1	30	22	-	8
NORTHERN MARIANAS....	-	-	-	-	-	-	-	-	-
TENTH CIRCUIT.....	2,334	465	362	28	75	1,869	1,575	60	234
COLORADO.....	426	94	64	12	18	332	270	13	49
KANSAS.....	478	115	98	4	13	363	325	5	33
NEW MEXICO.....	380	84	74	1	9	296	242	22	32
OKLAHOMA NORTHERN....	121	21	14	2	5	100	91	4	5
OKLAHOMA EASTERN.....	143	35	18	3	14	108	87	1	20
OKLAHOMA WESTERN.....	425	59	52	2	5	366	326	7	33
UTAH.....	235	25	17	2	6	210	147	8	55
WYOMING.....	126	32	25	2	5	94	87	-	7



**TABLE 1 - 1979**  
**UNITED STATES DISTRICT COURTS**  
**CRIMINAL DEFENDANTS DISPOSED OF BY TYPE OF DISPOSITION**  
**TWELVE MONTH PERIOD ENDED JUNE 30, 1979.**

CIRCUIT AND DISTRICT	TOTAL DEFENDANTS	NOT CONVICTED				CONVICTED AND SENTENCED			
		TOTAL	DIS-MISSED	ACQUITTED BY		TOTAL	PLEA OF GUILTY OR NOLO CONTENDERE	CONVICTED BY	
				COURT	JURY			COURT	JURY
TOTAL ALL DISTRICTS...	41,175	8,262	6,791	303	1,168	32,913	27,295	2,006	3,612
DISTRICT OF COLUMBIA...	852	92	73	3	16	760	666	30	64
FIRST CIRCUIT...	1,296	204	154	1	49	1,092	943	28	121
MAINE...	140	19	17	-	2	121	110	-	11
MASSACHUSETTS...	678	102	73	1	28	576	489	21	66
NEW HAMPSHIRE...	56	5	5	-	-	51	41	1	9
RHODE ISLAND...	85	15	10	-	5	70	55	2	13
PUERTO RICO...	337	63	49	-	14	274	248	4	22
SECOND CIRCUIT...	3,389	539	441	4	94	2,850	2,455	36	359
CONNECTICUT...	211	21	16	-	5	190	174	-	16
NEW YORK NORTHERN...	195	27	22	1	4	168	161	1	6
NEW YORK EASTERN...	1,094	181	143	2	36	913	762	9	142
NEW YORK SOUTHERN...	1,421	252	211	-	41	1,169	996	22	151
NEW YORK WESTERN...	401	44	38	1	5	357	318	4	35
VERMONT...	67	14	11	-	3	53	44	-	9
THIRD CIRCUIT...	2,433	447	327	45	75	1,986	1,669	55	262
DELAWARE...	123	44	24	20	-	79	72	1	6
NEW JERSEY...	775	101	71	10	20	674	615	11	48
PENNSYLVANIA EASTERN...	561	69	42	7	20	492	395	15	82
PENNSYLVANIA MIDDLE...	113	10	8	-	2	103	93	1	9
PENNSYLVANIA WESTERN...	447	88	67	1	20	359	284	4	71
VIRGIN ISLANDS...	414	135	115	7	13	279	210	23	46
FOURTH CIRCUIT...	4,178	1,128	990	54	84	3,050	2,534	232	283
MARYLAND...	1,073	408	363	20	25	665	568	41	56
NO. CAROLINA EASTERN...	290	51	44	2	5	239	166	41	32
NO. CAROLINA MIDDLE...	228	23	17	5	1	205	172	10	23
NO. CAROLINA WESTERN...	326	58	45	1	12	268	229	11	28
SOUTH CAROLINA...	448	95	77	-	18	353	306	4	43
VIRGINIA EASTERN...	1,358	403	369	25	9	955	781	119	55
VIRGINIA WESTERN...	170	32	29	1	2	138	121	5	12
W. VIRGINIA NORTHERN...	86	24	15	-	9	62	48	-	14
W. VIRGINIA SOUTHERN...	199	34	31	-	3	165	143	2	20
FIFTH CIRCUIT...	10,291	1,874	1,425	120	329	8,417	6,664	846	907
ALABAMA NORTHERN...	621	77	61	5	11	544	487	18	39
ALABAMA MIDDLE...	266	51	29	5	17	215	163	17	35
ALABAMA SOUTHERN...	141	23	18	-	5	118	97	1	20
FLORIDA NORTHERN...	153	43	39	-	4	110	82	2	26
FLORIDA MIDDLE...	672	135	84	3	48	537	385	11	141
FLORIDA SOUTHERN...	801	198	141	16	41	603	465	24	114
GEORGIA NORTHERN...	448	115	84	4	27	333	255	21	57
GEORGIA MIDDLE...	1,131	68	25	24	19	1,063	988	54	21
GEORGIA SOUTHERN...	1,028	141	66	48	27	887	759	579	49
LOUISIANA EASTERN...	394	68	47	2	19	326	278	-	48
LOUISIANA MIDDLE...	52	4	2	1	1	48	44	-	4
LOUISIANA WESTERN...	180	35	30	1	4	145	129	5	11
MISSISSIPPI NORTHERN...	85	14	8	-	8	71	56	1	14
MISSISSIPPI SOUTHERN...	86	15	11	-	4	71	63	-	8
TEXAS NORTHERN...	621	86	73	1	12	535	483	6	46
TEXAS EASTERN...	183	33	29	-	4	150	129	2	19
TEXAS SOUTHERN...	1,974	334	282	2	50	1,640	1,476	39	125
TEXAS WESTERN...	1,174	381	356	4	21	793	639	46	108
CANAL ZONE...	281	53	42	4	7	228	186	20	22

**TABLE 1 - 1979**  
**UNITED STATES DISTRICT COURTS**  
**CRIMINAL DEFENDANTS DISPOSED OF BY TYPE OF DISPOSITION**  
**TWELVE MONTH PERIOD ENDED JUNE 30, 1979.**

CIRCUIT AND DISTRICT	TOTAL DEFENDANTS	NOT CONVICTED				CONVICTED AND SENTENCED			
		TOTAL	DIS-MISSED	ACQUITTED BY		TOTAL	PLEA OF GUILTY OR NOLO CONTENDERE	CONVICTED BY	
				COURT	JURY			COURT	JURY
SIXTH CIRCUIT...	3,740	784	650	12	122	2,956	2,566	51	339
KENTUCKY EASTERN...	282	60	48	1	11	222	174	4	44
KENTUCKY WESTERN...	604	118	95	6	17	486	457	8	21
MICHIGAN EASTERN...	938	274	243	1	30	664	549	13	102
MICHIGAN WESTERN...	217	34	30	-	4	183	164	4	15
OHIO NORTHERN...	456	73	60	1	12	383	354	1	26
OHIO SOUTHERN...	313	35	24	-	11	278	245	3	30
TENNESSEE EASTERN...	201	51	34	3	14	150	133	4	13
TENNESSEE MIDDLE...	325	67	62	-	5	258	214	12	32
TENNESSEE WESTERN...	404	72	54	-	18	332	276	2	54
SEVENTH CIRCUIT...	2,004	286	194	13	79	1,718	1,374	106	238
ILLINOIS NORTHERN...	924	109	63	10	36	815	635	72	108
ILLINOIS CENTRAL...	190	28	19	2	7	162	133	1	28
ILLINOIS SOUTHERN...	137	21	19	-	2	116	89	2	25
INDIANA NORTHERN...	248	48	36	1	11	200	156	5	39
INDIANA SOUTHERN...	206	28	19	-	9	178	167	-	11
WISCONSIN EASTERN...	226	37	29	-	8	189	148	23	18
WISCONSIN WESTERN...	73	15	9	-	6	58	46	3	9
EIGHTH CIRCUIT...	2,509	481	394	16	71	2,028	1,738	99	191
ARKANSAS EASTERN...	278	52	39	2	11	226	194	4	28
ARKANSAS WESTERN...	168	21	13	-	8	147	129	4	14
IOWA NORTHERN...	86	16	14	-	2	70	65	1	4
IOWA SOUTHERN...	305	51	47	1	3	254	219	6	29
MINNESOTA...	307	38	33	-	5	269	222	7	40
MISSOURI EASTERN...	225	25	18	1	6	200	163	17	20
MISSOURI WESTERN...	627	190	157	11	12	437	370	51	16
NEBRASKA...	155	27	22	-	5	128	114	1	13
NORTH DAKOTA...	137	13	6	-	7	124	106	5	13
SOUTH DAKOTA...	221	48	35	1	12	173	156	3	14
NINTH CIRCUIT...	8,279	1,995	1,810	17	168	6,284	5,216	474	595
ALASKA...	112	30	27	-	3	82	68	2	12
ARIZONA...	1,033	275	246	-	29	758	645	16	97
CALIFORNIA NORTHERN...	601	119	97	-	22	482	395	20	67
CALIFORNIA EASTERN...	546	122	114	-	8	424	389	11	24
CALIFORNIA CENTRAL...	1,447	201	170	-	31	1,246	1,063	48	134
CALIFORNIA SOUTHERN...	1,057	216	203	2	11	841	705	42	94
HAWAII...	1,236	434	422	2	10	802	762	27	13
IDAHO...	142	30	25	1	4	112	103	2	7
MONTANA...	160	63	57	2	4	97	88	1	8
NEVADA...	168	52	35	-	17	116	89	2	25
OREGON...	281	72	67	-	5	209	167	9	33
WASHINGTON EASTERN...	154	71	67	2	2	83	70	1	12
WASHINGTON WESTERN...	1,240	262	238	8	16	978	620	292	66
GUAM...	80	35	34	-	1	45	44	-	1
NORTHERN MARIANAS...	22	13	8	-	5	9	7	-	2
TENTH CIRCUIT...	2,204	432	333	18	81	1,772	1,471	48	253
COLORADO...	506	119	96	7	16	387	310	10	67
KANSAS...	219	85	76	-	9	234	200	4	20
NEW MEXICO...	345	66	56	1	9	279	220	14	45
OKLAHOMA NORTHERN...	151	27	17	1	9	124	105	2	17
OKLAHOMA EASTERN...	146	37	22	2	13	109	87	-	22
OKLAHOMA WESTERN...	447	55	40	5	10	392	367	7	18
UTAH...	218	29	16	2	11	189	129	9	51
WYOMING...	72	14	10	-	4	58	53	2	3

\* The Eastern and Southern Districts of Illinois were reorganized on April 1, 1979 pursuant to the provisions of the Federal District Court Organization Act of 1978 (P.L. 95-409). The data shown is for the new Central and Southern districts for the entire year.

**TABLE 2 - 1975**  
**UNITED STATES DISTRICT COURTS**  
**ASSIGNMENT OF COUNSEL FOR CRIMINAL DEFENDANTS BY METHOD OF DISPOSITION**  
**TWELVE MONTH PERIOD ENDED JUNE 30, 1975**

CIRCUIT AND DISTRICT	TOTAL DEFENDANTS			DISMISSED			ACQUITTED			CONVICTED		
	ASSIGNED COUNSEL			ASSIGNED COUNSEL			ASSIGNED COUNSEL			ASSIGNED COUNSEL		
	TOTAL	NUMBER		TOTAL	NUMBER		TOTAL	NUMBER		TOTAL	NUMBER	
		CJA 1	FPD 2		CJA 1	FPD 2		CJA 1	FPD 2		CJA 1	FPD 2
TOTAL ALL DISTRICTS...	50,044	16,415	5,311	43.4	10,459	2,017	711	26.0	1,545	421	97	33.5
DISTRICT OF COLUMBIA...	968	712	4	73.9	130	104	-	80.0	42	40	-	83.2
FIRST CIRCUIT...	1,255	426	1	34.0	314	71	1	22.9	36	16	-	44.4
MAINE...	117	47	-	40.1	31	4	-	12.9	5	-	-	-
MASSACHUSETTS...	528	179	1	28.6	166	28	1	17.4	18	10	-	55.5
NEW HAMPSHIRE...	64	14	-	21.8	5	-	-	-	4	1	-	25.0
RHODE ISLAND...	143	40	-	27.9	11	2	-	18.1	4	3	-	75.0
PUERTO RICO...	303	146	-	48.1	101	37	-	36.6	5	2	-	40.0
SECOND CIRCUIT...	4,165	905	120	24.6	1,215	192	12	16.7	176	17	1	10.2
CONNECTICUT...	395	178	25	51.3	118	50	9	50.0	4	1	-	25.0
NEW YORK NORTHERN...	168	56	-	33.3	28	3	-	10.7	6	2	-	33.3
NEW YORK EASTERN...	1,257	335	47	30.3	365	59	1	16.4	39	7	1	20.5
NEW YORK SOUTHERN...	1,891	168	48	11.4	590	39	2	6.9	97	4	-	4.1
NEW YORK WESTERN...	304	102	-	33.5	90	30	-	33.3	29	3	-	10.3
VERMONT...	150	66	-	44.0	24	11	-	45.8	1	-	-	-
THIRD CIRCUIT...	3,543	1,157	217	38.7	847	161	18	21.1	126	34	11	35.7
DELAWARE...	165	93	-	56.3	30	12	-	40.0	5	3	-	60.0
NEW JERSEY...	1,132	224	92	27.9	429	50	11	14.2	33	7	6	39.3
PENNSYLVANIA EASTERN...	1,057	320	46	34.6	144	29	2	21.5	28	6	-	21.4
PENNSYLVANIA MIDDLE...	280	102	-	36.4	68	9	-	13.2	16	5	-	31.2
PENNSYLVANIA WESTERN...	556	232	17	44.7	80	18	-	22.5	26	8	-	30.7
VIRGIN ISLANDS...	353	186	62	70.2	96	43	5	50.0	18	5	5	55.5
FOURTH CIRCUIT...	4,566	2,071	164	48.9	673	179	17	29.1	132	47	-	35.6
MARYLAND...	976	260	164	43.4	155	30	17	30.3	17	9	-	52.9
NO. CAROLINA EASTERN...	418	167	-	39.9	91	21	-	23.0	10	4	-	40.0
NO. CAROLINA MIDDLE...	409	279	-	68.2	23	6	-	26.0	8	2	-	25.0
NO. CAROLINA WESTERN...	393	164	-	41.7	58	16	-	27.5	12	5	-	41.6
SOUTH CAROLINA...	562	275	-	48.9	70	26	-	37.1	22	4	-	18.1
VIRGINIA EASTERN...	1,106	597	-	53.9	217	67	-	30.8	44	15	-	34.0
VIRGINIA WESTERN...	335	137	-	40.8	26	3	-	11.5	3	2	-	66.6
W. VIRGINIA NORTHERN...	85	48	-	56.4	7	-	-	-	8	2	-	25.0
W. VIRGINIA SOUTHERN...	282	144	-	51.0	26	10	-	38.4	8	4	-	50.0
FIFTH CIRCUIT...	10,393	3,216	555	36.2	1,730	300	52	20.3	366	79	24	28.1
ALABAMA NORTHERN...	591	281	-	44.1	41	12	-	29.2	14	2	-	14.2
ALABAMA MIDDLE...	330	174	-	52.7	60	18	-	30.0	10	3	-	30.0
ALABAMA SOUTHERN...	190	80	-	42.1	22	3	-	13.6	17	6	-	35.2
FLORIDA NORTHERN...	228	130	-	57.0	38	13	-	34.2	14	1	-	7.1
FLORIDA MIDDLE...	901	406	-	45.0	223	38	-	17.0	13	4	-	30.7
FLORIDA SOUTHERN...	882	70	230	34.0	105	7	13	19.0	56	3	8	19.6
GEORGIA NORTHERN...	731	157	104	35.7	114	10	8	15.7	31	8	8	51.6
GEORGIA MIDDLE...	293	76	-	25.9	43	4	-	9.3	9	3	-	33.3
GEORGIA SOUTHERN...	558	222	-	39.7	57	10	-	17.5	47	18	-	38.2
LOUISIANA EASTERN...	818	116	93	25.5	167	23	14	22.1	29	4	3	24.1
LOUISIANA MIDDLE...	91	48	-	52.7	18	6	-	33.3	-	-	-	-
LOUISIANA WESTERN...	442	154	-	34.8	56	14	-	25.0	15	4	-	26.6
MISSISSIPPI NORTHERN...	161	52	-	32.2	20	4	-	20.0	10	2	-	20.0
MISSISSIPPI SOUTHERN...	152	60	-	32.8	25	2	-	8.0	2	1	-	50.0
TEXAS NORTHERN...	712	396	-	55.6	75	25	-	33.3	15	10	-	66.6
TEXAS EASTERN...	199	79	-	39.6	30	11	-	36.6	7	3	-	42.8
TEXAS SOUTHERN...	1,472	249	128	25.6	369	44	17	16.5	52	5	5	19.2
TEXAS WESTERN...	1,247	496	-	39.7	218	56	-	25.6	9	2	-	22.2
CANAL ZONE...	355	-	-	-	49	-	-	-	16	-	-	-

**TABLE 2 - 1975**  
**UNITED STATES DISTRICT COURTS**  
**ASSIGNMENT OF COUNSEL FOR CRIMINAL DEFENDANTS BY METHOD OF DISPOSITION**  
**TWELVE MONTH PERIOD ENDED JUNE 30, 1975**

CIRCUIT AND DISTRICT	TOTAL DEFENDANTS			DISMISSED			ACQUITTED			CONVICTED		
	ASSIGNED COUNSEL			ASSIGNED COUNSEL			ASSIGNED COUNSEL			ASSIGNED COUNSEL		
	TOTAL	NUMBER		TOTAL	NUMBER		TOTAL	NUMBER		TOTAL	NUMBER	
		CJA 1	FPD 2		CJA 1	FPD 2		CJA 1	FPD 2		CJA 1	FPD 2
SIXTH CIRCUIT...	5,623	1,495	608	37.3	1,180	170	117	24.3	159	42	8	31.4
KENTUCKY EASTERN...	523	288	-	55.0	109	33	-	30.2	15	12	-	80.0
KENTUCKY WESTERN...	463	230	-	49.6	44	16	-	36.3	8	2	-	25.0
MICHIGAN EASTERN...	2,057	221	488	34.4	549	52	107	26.9	43	4	7	25.5
MICHIGAN WESTERN...	270	71	-	26.2	46	14	-	30.4	2	1	-	50.0
OHIO NORTHERN...	891	128	70	22.2	180	23	7	16.6	32	7	-	21.8
OHIO SOUTHERN...	371	174	-	46.9	48	7	-	14.5	5	-	-	-
TENNESSEE EASTERN...	290	133	2	46.5	27	6	2	29.6	16	5	-	31.2
TENNESSEE MIDDLE...	418	173	-	41.3	114	16	-	14.0	17	8	-	47.0
TENNESSEE WESTERN...	340	77	18	36.7	63	3	1	6.3	21	3	1	19.0
SEVENTH CIRCUIT...	2,995	1,086	71	38.6	581	110	9	20.4	116	32	-	27.5
ILLINOIS NORTHERN...	1,195	314	71	32.2	218	21	9	13.7	53	5	-	9.4
ILLINOIS EASTERN...	209	113	-	54.0	31	5	-	16.1	12	6	-	50.0
ILLINOIS SOUTHERN...	223	68	-	30.4	63	11	-	17.4	4	1	-	25.0
INDIANA NORTHERN...	480	199	-	41.4	75	20	-	26.6	10	5	-	50.0
INDIANA SOUTHERN...	443	255	-	57.5	52	19	-	36.5	20	12	-	60.0
WISCONSIN EASTERN...	324	98	-	30.2	93	24	-	25.8	14	2	-	14.2
WISCONSIN WESTERN...	121	39	-	32.2	49	10	-	20.4	3	1	-	33.3
EIGHTH CIRCUIT...	3,634	1,171	179	37.1	889	141	29	19.1	123	41	3	35.7
ARKANSAS EASTERN...	300	128	-	42.6	48	5	-	10.4	11	2	-	18.1
ARKANSAS WESTERN...	101	61	-	60.3	7	4	-	57.1	7	5	-	71.4
IOWA NORTHERN...	119	48	-	40.3	15	4	-	26.6	1	-	-	-
IOWA SOUTHERN...	172	78	-	45.3	20	10	-	50.0	1	1	-	100.0
MINNESOTA...	386	157	7	42.4	87	26	2	32.1	12	3	-	25.0
MISSOURI EASTERN...	465	199	2	43.2	73	10	-	13.6	9	3	-	33.3
MISSOURI WESTERN...	1,313	86	170	19.4	413	15	27	10.1	57	8	3	19.2
NEBRASKA...	248	105	-	42.3	56	12	-	21.4	10	8	-	80.0
NORTH DAKOTA...	141	69	-	48.9	19	5	-	26.3	7	4	-	57.1
SOUTH DAKOTA...	389	240	-	61.6	151	50	-	33.1	8	7	-	87.5
NINTH CIRCUIT...	10,773	3,395	3,062	59.9	2,478	498	407	36.5	192	56	45	52.6
ALASKA...	225	88	-	39.1	60	16	-	26.6	1	1	-	100.0
ARIZONA...	1,538	321	605	60.2	428	67	101	39.2	34	5	15	58.8
CALIFORNIA NORTHERN...	913	103	250	38.6	327	14	31	13.7	24	2	3	20.8
CALIFORNIA EASTERN...	1,227	532	343	71.3	193	44	22	34.1	8	5	1	75.0
CALIFORNIA CENTRAL...	2,210	563	817	62.4	485	84	107	39.3	46	16	14	65.2
CALIFORNIA SOUTHERN...	2,693	942	930	59.5	516	147	132	54.0	25	7	10	68.0
HAWAII...	179	52	-	29.0	49	10	-	20.4	7	3	-	42.8
IDAH0...	133	71	-	53.3	29	12	-	41.3	5	-	-	-
MONTANA...	157	97	-	61.7	29	19	-	65.5	5	2	-	40.0
NEVADA...	312	92	50	45.5	88	17	8	28.4	11	2	1	27.2
OREGON...	312	37	64	32.2	84	6	5	13.0	9	5	1	66.6
WASHINGTON EASTERN...	186	105	-	56.4	40	18	-	45.0	2	-	-	-
WASHINGTON WESTERN...	604	385	2	64.0	110	42	1	39.0	9	6	-	66.6
GUAM...	84	7	1	9.5	40	2	-	5.0	6	2	-	33.3
TENTH CIRCUIT...	2,129	781	330	52.1	422	91	49	33.1	71	17	5	30.9
COLORADO...	515	227	1	44.2	147	35	-	23.8	20	5	-	25.0
KANSAS...	500	93	206	59.8	88	15	23	43.1	20	3	4	35.0
NEW MEXICO...	358	88	123	58.9	88	18	26	50.0	2	-	1	50.0
OKLAHOMA NORTHERN...	145	69	-	47.5	28	3	-	10.7	3	-	-	-
OKLAHOMA EASTERN...	89	45	-	50.5	12	1	-	8.3	9	5	-	55.5
OKLAHOMA WESTERN...	304	141	-	46.3	35	8	-	22.8	12	4	-	33.3
UTAH...	103	43	-	41.7	18	7	-	38.8	5	-	-	-
WYOMING...	115	75	-	65.2	6	4	-	66.6	-	-	-	-

<sup>1</sup> CJA (Criminal Justice Act). This category reflects the number of defendants who were represented by private

**TABLE 2 - 1976**  
**UNITED STATES DISTRICT COURTS**  
**ASSIGNMENT OF COUNSEL FOR CRIMINAL DEFENDANTS BY METHOD OF DISPOSITION**  
**TWELVE MONTH PERIOD ENDED JUNE 30, 1976**

CIRCUIT AND DISTRICT	TOTAL DEFENDANTS				DISMISSED				ACQUITTED				CONVICTED			
	ASSIGNED COUNSEL				ASSIGNED COUNSEL				ASSIGNED COUNSEL				ASSIGNED COUNSEL			
	TOTAL	NUMBER		PERCENT	TOTAL	NUMBER		PERCENT	TOTAL	NUMBER		PERCENT	TOTAL	NUMBER		PERCENT
		CJA 1	FPD 2			CJA 1	FPD 2			CJA 1	FPD 2			CJA 1	FPD 2	
TOTAL ALL DISTRICTS	52,561	13,845	5,712	37.2	10,057	1,752	728	24.6	1,785	389	134	29.2	40,715	11,704	4,850	40.6
DISTRICT OF COLUMBIA	1,004	664	13	67.4	119	70	2	60.5	33	21	1	66.6	852	573	10	68.4
FIRST CIRCUIT	1,539	355	-	23.0	377	41	-	10.8	71	14	-	19.7	1,091	300	-	27.4
MAINE	93	24	-	25.8	29	2	-	6.8	1	1	-	100.0	63	21	-	33.3
MASSACHUSETTS	840	159	-	18.9	148	15	-	10.1	37	6	-	16.2	655	138	-	21.0
NEW HAMPSHIRE	57	30	-	52.6	6	3	-	50.0	7	4	-	57.1	44	23	-	52.2
RHODE ISLAND	127	29	-	22.8	31	5	-	16.1	2	-	-	-	94	24	-	25.5
PUERTO RICO	422	113	-	26.7	163	16	-	9.8	24	3	-	12.5	235	94	-	40.0
SECOND CIRCUIT	4,241	512	200	16.7	1,158	86	31	10.1	152	11	4	9.8	2,931	415	165	19.7
CONNECTICUT	406	47	134	44.5	112	13	26	34.8	7	2	12	57.1	287	32	106	48.0
NEW YORK NORTHERN	149	50	-	33.5	29	3	-	10.3	4	1	-	25.0	116	46	-	39.6
NEW YORK EASTERN	1,235	143	19	13.1	241	17	2	7.8	50	3	1	8.0	944	123	16	14.7
NEW YORK SOUTHERN	2,030	134	46	8.3	671	32	3	5.2	71	1	1	2.8	1,288	101	42	11.1
NEW YORK WESTERN	318	98	1	31.1	89	17	-	19.1	19	4	-	21.0	210	77	1	37.1
VERMONT	103	40	-	38.8	16	4	-	25.0	1	-	-	-	86	36	-	41.8
THIRD CIRCUIT	3,660	866	344	33.0	729	146	49	26.7	131	28	12	30.5	2,800	692	283	34.8
DELAWARE	186	75	-	40.3	52	14	-	26.9	3	-	-	-	131	61	-	46.5
NEW JERSEY	1,120	165	153	28.3	202	28	15	21.2	41	4	4	19.5	877	133	134	30.4
PENNSYLVANIA EASTERN	1,054	233	20	24.0	159	23	5	17.6	29	6	-	20.6	866	204	15	25.2
PENNSYLVANIA MIDDLE	256	112	-	43.7	54	21	-	38.8	7	3	-	42.8	195	88	-	45.1
PENNSYLVANIA WESTERN	524	83	73	29.7	65	5	2	10.7	23	2	-	8.6	436	76	71	33.7
VIRGIN ISLANDS	520	198	98	56.9	197	55	27	41.6	28	13	8	75.0	295	130	53	65.4
FOURTH CIRCUIT	5,122	1,880	272	42.0	910	199	27	24.8	146	43	4	32.1	4,066	1,638	241	46.2
MARYLAND	1,351	182	268	33.3	305	32	26	19.0	39	5	4	23.0	1,007	145	238	38.0
NO. CAROLINA EASTERN	375	150	-	40.0	44	7	-	15.9	16	0	-	50.0	315	135	-	42.8
NO. CAROLINA MIDDLE	360	208	1	58.0	36	13	-	36.1	3	1	-	33.3	321	194	1	60.7
NO. CAROLINA WESTERN	360	142	-	39.4	47	20	-	42.5	8	2	-	25.0	305	120	-	39.3
SOUTH CAROLINA	539	312	1	48.8	80	32	-	40.0	19	8	-	42.1	540	272	1	50.5
VIRGINIA EASTERN	1,424	573	1	40.3	318	75	1	23.8	44	15	-	34.0	1,062	463	-	45.4
VIRGINIA WESTERN	252	145	-	57.5	24	4	-	16.6	3	1	-	33.3	225	140	-	62.2
W. VIRGINIA NORTHERN	90	48	-	53.3	7	1	-	14.2	2	1	-	50.0	81	46	-	56.7
W. VIRGINIA SOUTHERN	271	120	1	44.6	49	15	-	30.6	12	2	-	16.6	210	103	1	49.5
FIFTH CIRCUIT	12,644	2,702	1,196	30.8	1,969	286	120	20.6	476	82	30	23.5	10,199	2,334	1,046	33.1
ALABAMA NORTHERN	755	349	-	46.2	68	18	-	26.4	9	2	-	22.2	678	329	-	48.5
ALABAMA MIDDLE	308	118	-	38.3	42	14	-	33.3	18	3	-	16.6	248	101	-	40.7
ALABAMA SOUTHERN	244	115	1	47.5	29	12	-	41.3	5	1	-	20.0	210	102	1	49.0
FLORIDA NORTHERN	279	133	-	47.6	92	18	-	19.5	19	8	-	42.1	168	107	-	63.6
FLORIDA MIDDLE	808	335	1	41.5	128	30	1	24.2	19	4	-	21.0	661	301	-	45.5
FLORIDA SOUTHERN	1,162	97	301	34.2	167	9	17	15.5	61	5	9	22.9	934	83	275	38.3
GEORGIA NORTHERN	706	97	116	30.1	151	11	10	13.9	21	4	2	28.5	534	82	104	34.8
GEORGIA MIDDLE	356	58	5	17.6	26	4	-	15.3	9	4	-	44.4	321	50	5	17.1
GEORGIA SOUTHERN	1,533	246	85	21.5	158	12	3	9.4	70	29	2	44.2	1,305	205	80	21.8
LOUISIANA EASTERN	1,095	42	180	20.2	217	8	20	12.9	42	2	4	14.2	836	32	156	22.4
LOUISIANA MIDDLE	166	52	9	32.7	32	7	3	31.2	9	-	-	-	145	45	6	35.1
LOUISIANA WESTERN	951	104	64	17.6	99	12	7	19.1	47	5	2	14.8	805	87	55	17.6
MISSISSIPPI NORTHERN	132	38	2	30.3	19	6	-	31.5	12	5	1	46.1	100	27	1	28.0
MISSISSIPPI SOUTHERN	148	42	5	31.7	21	2	-	9.5	1	-	-	-	126	40	5	35.7
TEXAS NORTHERN	709	294	44	47.6	87	14	10	27.5	14	3	2	35.7	608	277	32	50.8
TEXAS EASTERN	204	69	5	36.2	22	8	-	36.3	12	-	-	-	170	61	5	38.8
TEXAS SOUTHERN	1,678	169	276	26.5	284	30	36	23.2	71	1	7	11.2	1,323	138	233	28.0
TEXAS WESTERN	1,049	342	24	34.8	275	69	7	27.6	27	6	-	22.2	747	267	17	38.0
CANAL ZONE	341	2	78	23.4	52	2	6	15.3	9	-	1	11.1	280	71	-	25.3

<sup>1</sup> CJA (Criminal Justice Act). This category reflects the number of defendants who were represented by private attorneys appointed by the court from Criminal Justice Act panels.

<sup>2</sup> FPD (Federal Public Defender). These figures also include persons represented by Community Defenders.

**TABLE 2 - 1976**  
**UNITED STATES DISTRICT COURTS**  
**ASSIGNMENT OF COUNSEL FOR CRIMINAL DEFENDANTS BY METHOD OF DISPOSITION**  
**TWELVE MONTH PERIOD ENDED JUNE 30, 1976**

CIRCUIT AND DISTRICT	TOTAL DEFENDANTS				DISMISSED				ACQUITTED				CONVICTED			
	ASSIGNED COUNSEL				ASSIGNED COUNSEL				ASSIGNED COUNSEL				ASSIGNED COUNSEL			
	TOTAL	NUMBER		PERCENT	TOTAL	NUMBER		PERCENT	TOTAL	NUMBER		PERCENT	TOTAL	NUMBER		PERCENT
		CJA 1	FPD 2			CJA 1	FPD 2			CJA 1	FPD 2			CJA 1	FPD 2	
SIXTH CIRCUIT.....	5,448	1,481	552	37.3	985	172	68	24.3	151	37	13	33.1	4,312	1,272	471	40.4
KENTUCKY EASTERN.....	509	155	113	52.6	120	32	8	33.3	22	4	4	36.3	367	119	101	59.9
KENTUCKY WESTERN.....	433	159	2	37.1	35	4	-	11.4	12	3	-	25.0	386	152	2	39.8
MICHIGAN EASTERN.....	2,019	446	195	31.7	495	67	47	23.0	46	9	4	28.2	1,478	370	144	34.7
MICHIGAN WESTERN.....	329	89	1	27.3	71	12	-	16.9	8	-	-	-	250	77	1	31.2
OHIO NORTHERN.....	847	160	182	40.3	104	16	11	25.9	15	4	3	46.6	728	140	168	42.3
OHIO SOUTHERN.....	492	213	-	43.2	62	16	-	25.8	5	-	-	-	425	197	-	46.3
TENNESSEE EASTERN.....	232	76	-	32.7	21	7	-	33.3	16	7	-	43.7	195	62	-	31.7
TENNESSEE MIDDLE.....	349	152	-	43.5	56	15	-	26.7	11	9	-	81.8	282	128	-	45.3
TENNESSEE WESTERN.....	238	31	59	37.8	21	3	2	23.8	16	1	2	18.7	201	27	55	40.7
SEVENTH CIRCUIT.....	2,738	846	107	34.8	499	78	9	17.4	123	26	3	23.5	2,116	742	95	39.5
ILLINOIS NORTHERN.....	1,060	231	105	31.6	164	18	7	15.2	51	11	3	27.4	845	202	95	35.1
ILLINOIS EASTERN.....	264	103	-	39.0	67	4	-	5.9	13	2	-	15.3	184	97	-	52.7
ILLINOIS SOUTHERN.....	165	30	-	18.1	26	1	-	3.8	7	2	-	28.5	132	27	-	20.4
INDIANA NORTHERN.....	519	178	-	34.2	105	21	-	20.0	20	3	-	15.0	394	154	-	39.0
INDIANA SOUTHERN.....	371	190	-	50.8	41	10	-	24.3	11	6	-	54.5	322	174	-	54.0
WISCONSIN EASTERN.....	242	68	-	28.0	60	13	-	21.6	11	1	-	9.0	171	54	-	31.5
WISCONSIN WESTERN.....	114	46	2	42.1	36	11	2	36.1	10	1	-	10.0	68	34	-	50.0
EIGHTH CIRCUIT.....	3,482	1,218	193	40.5	687	165	22	27.2	139	34	8	30.2	2,656	1,019	163	44.5
ARKANSAS EASTERN.....	350	142	-	40.5	39	10	-	25.6	16	3	-	18.7	295	129	-	43.7
ARKANSAS WESTERN.....	94	35	-	37.2	16	1	-	6.2	11	2	-	18.1	67	32	-	47.7
IOWA NORTHERN.....	127	59	-	46.4	18	2	-	11.1	4	1	-	25.0	105	56	-	53.3
IOWA SOUTHERN.....	159	77	-	48.4	23	8	-	34.7	7	3	-	42.8	129	66	-	51.1
MINNESOTA.....	376	122	5	33.7	47	15	1	34.0	12	-	-	-	317	107	4	35.0
MISSOURI EASTERN.....	494	213	-	43.1	72	18	-	25.0	19	4	-	21.0	403	191	-	47.3
MISSOURI WESTERN.....	1,053	66	188	24.1	253	6	21	10.6	34	-	8	23.5	766	60	159	28.5
NEBRASKA.....	207	67	-	32.3	48	6	-	12.5	7	1	-	14.2	152	60	-	39.4
NORTH DAKOTA.....	139	83	-	59.7	15	6	-	40.0	6	4	-	66.6	118	73	-	61.8
SOUTH DAKOTA.....	483	354	-	73.2	156	93	-	59.6	23	16	-	69.5	304	245	-	80.5
NINTH CIRCUIT.....	10,462	2,701	2,408	48.8	2,166	437	324	35.1	273	68	52	43.9	6,023	2,196	2,032	52.6
ALASKA.....	224	70	1	31.6	44	10	1	25.0	6	4	-	66.6	174	56	-	32.1
ARIZONA.....	1,683	302	628	55.2	387	53	81	34.6	46	9	18	58.6	1,250	240	529	61.5
CALIFORNIA NORTHERN.....	848	110	321	50.8	197	26	60	43.6	24	3	9	50.0	627	81	252	53.1
CALIFORNIA EASTERN.....	1,209	461	233	57.4	198	71	26	48.9	12	7	-	58.3	999	383	207	59.0
CALIFORNIA CENTRAL.....	2,259	455	862	58.3	417	61	98	38.1	68	16	17	48.5	1,774	378	747	63.4
CALIFORNIA SOUTHERN.....	2,152	695	100	36.9	363	102	15	32.2	46	18	3	45.6	1,743	575	82	37.6
HAWAII.....	204	66	2	33.3	54	11	-	20.3	8	2	-	25.0	142	53	2	38.7
IDAHO.....	179	90	-	50.2	41	13	-	31.7	3	-	-	-	135	77	-	57.0
MONTANA.....	213	130	-	61.0	49	27	-	55.1	6	2	-	33.3	152	101	-	63.9
NEVADA.....	357	45	82	35.5	117	12	14	22.2	22	-	3	13.6	218	33	65	44.9
OREGON.....	296	33	56	30.0	108	15	14	26.8	7	-	-	-	181	18	42	33.1
WASHINGTON EASTERN.....	168	105	-	62.5	25	12	-	48.0	1	1	-	100.0	142	92	-	64.7
WASHINGTON WESTERN.....	581	133	114	42.5	110	24	13	33.6	20	3	2	25.0	451	106	99	45.4
GUAM.....	88	6	8	16.8	56	-	2	3.5	4	3	-	75.0	29	3	7	34.4
TENTH CIRCUIT.....	2,221	620	427	47.1	458	72	76	32.3	94	25	7	34.0	1,669	523	344	51.9
COLORADO.....	350	75	89	46.8	46	8	6	30.4	15	5	2	46.6	289	62	81	49.4
KANSAS.....	525	79	223	57.5	138	14	38	37.6	10	3	4	70.0	377	62	181	64.4
NEW MEXICO.....	402	93	115	51.7	116	24	32	48.2	4	-	1	25.0	282	69	82	53.5
OKLAHOMA NORTHERN.....	205	69	-	33.6	37	3	-	8.1	3	1	-	33.3	165	65	-	39.3
OKLAHOMA EASTERN.....	95	38	-	40.0	10	4	-	40.0	23	5	-	21.7	62	29	-	46.7
OKLAHOMA WESTERN.....	275	132	-	48.0	27	2	-	7.4	11	3	-	27.2	237	127	-	53.5
UTAH.....	224	64	-	28.5	68	12	-	17.6	26	7	-	26.9	130	45	-	34.6
WYOMING.....	145	70	-	48.2	16	5	-	31.2	2	1	-	50.0	127	64	-	50.3

**TABLE 2 - 1977**  
**UNITED STATES DISTRICT COURTS**  
**ASSIGNMENT OF COUNSEL FOR CRIMINAL DEFENDANTS BY METHOD OF DISPOSITION**  
**TWELVE MONTH PERIOD ENDED JUNE 30, 1977**

CIRCUIT AND DISTRICT	TOTAL DEFENDANTS				DISMISSED				ACQUITTED				CONVICTED			
	ASSIGNED COUNSEL				ASSIGNED COUNSEL				ASSIGNED COUNSEL				ASSIGNED COUNSEL			
	TOTAL	NUMBER	PERCENT	CJA 1 <sup>1</sup> FPD 2 <sup>2</sup>	TOTAL	NUMBER	PERCENT	CJA 1 <sup>1</sup> FPD 2 <sup>2</sup>	TOTAL	NUMBER	PERCENT	CJA 1 <sup>1</sup> FPD 2 <sup>2</sup>	TOTAL	NUMBER	PERCENT	CJA 1 <sup>1</sup> FPD 2 <sup>2</sup>
TOTAL ALL DISTRICTS . .	53,188	14,757	6,428	39.8	9,940	1,728	872	26.1	1,780	444	151	33.4	41,468	12,585	5,405	43.3
DISTRICT OF COLUMBIA . .	1,141	889	2	78.0	123	96	-	78.0	21	17	-	80.9	997	776	2	78.0
FIRST CIRCUIT . . . . .	1,361	329	-	24.1	274	22	-	8.0	64	12	-	18.7	1,023	295	-	28.8
MAINE . . . . .	100	18	-	18.0	31	1	-	3.2	4	-	-	-	65	17	-	25.1
MASSACHUSETTS . . . . .	782	134	-	17.1	157	6	-	3.8	36	7	-	19.4	589	121	-	20.5
NEW HAMPSHIRE . . . . .	49	8	-	16.3	18	-	-	-	3	-	-	-	28	8	-	28.5
RHODE ISLAND . . . . .	128	42	-	32.8	22	4	-	18.1	5	-	-	-	101	38	-	37.6
PUERTO RICO . . . . .	302	127	-	42.0	46	11	-	23.9	16	5	-	31.2	240	111	-	46.2
SECOND CIRCUIT . . . . .	4,672	1,050	525	33.7	1,255	232	102	26.6	161	26	9	21.7	3,256	792	414	37.0
CONNECTICUT . . . . .	434	91	55	33.6	134	32	9	30.5	14	3	4	50.0	286	56	42	34.2
NEW YORK NORTHERN . . . . .	223	95	-	42.6	56	20	-	35.7	5	2	-	40.0	162	73	-	45.0
NEW YORK EASTERN . . . . .	1,310	321	256	44.0	300	95	64	53.0	45	6	2	17.7	965	220	190	42.4
NEW YORK SOUTHERN . . . . .	2,104	329	208	25.5	587	58	23	13.7	68	6	3	13.2	1,449	265	182	30.8
NEW YORK WESTERN . . . . .	476	156	6	34.0	150	25	6	20.6	22	4	-	18.1	304	127	-	41.7
VERMONT . . . . .	125	58	-	46.4	28	2	-	7.1	7	5	-	71.4	90	51	-	56.6
THIRD CIRCUIT . . . . .	3,733	808	324	30.3	695	117	47	23.5	125	21	10	24.8	2,913	670	267	32.1
DELAWARE . . . . .	153	76	-	49.6	32	10	-	31.2	-	-	-	-	121	66	-	54.5
NEW JERSEY . . . . .	1,354	128	176	22.4	155	9	17	16.7	35	2	5	20.0	1,164	117	150	23.2
PENNSYLVANIA EASTERN . . . . .	915	180	-	19.6	116	15	-	12.9	46	5	-	10.8	753	160	-	21.2
PENNSYLVANIA MIDDLE . . . . .	245	115	1	47.3	41	6	-	14.6	10	5	-	50.0	194	104	1	54.1
PENNSYLVANIA WESTERN . . . . .	562	74	35	19.3	189	11	3	7.4	19	4	2	31.5	354	59	30	25.1
VIRGIN ISLANDS . . . . .	504	235	112	68.8	162	66	27	57.4	15	5	3	53.3	327	164	82	75.2
FOURTH CIRCUIT . . . . .	5,386	1,578	331	35.4	1,384	179	48	16.4	170	35	5	23.5	3,832	1,364	278	42.8
MARYLAND . . . . .	1,596	215	312	33.0	486	42	44	17.6	34	6	5	32.3	1,076	167	263	39.9
NO. CAROLINA EASTERN . . . . .	318	163	-	51.2	54	12	-	22.2	3	2	-	66.6	261	149	-	57.0
NO. CAROLINA MIDDLE . . . . .	311	180	-	57.8	31	13	-	41.9	3	1	-	33.3	277	166	-	59.9
NO. CAROLINA WESTERN . . . . .	292	100	1	34.5	40	10	-	25.0	12	5	-	41.6	240	85	1	35.8
SOUTH CAROLINA . . . . .	443	190	12	45.5	70	24	3	38.5	19	4	-	21.0	354	162	9	48.3
VIRGINIA EASTERN . . . . .	1,603	433	2	27.1	352	47	1	13.6	85	12	-	14.1	1,166	374	1	32.1
VIRGINIA WESTERN . . . . .	202	122	3	61.8	23	15	-	65.2	5	3	-	60.0	174	104	3	61.4
W. VIRGINIA NORTHERN . . . . .	94	60	-	63.8	9	5	-	55.5	2	1	-	50.0	83	54	-	65.0
W. VIRGINIA SOUTHERN . . . . .	527	115	1	22.0	319	11	-	3.4	7	1	-	14.2	201	103	1	51.7
FIFTH CIRCUIT . . . . .	12,944	3,173	1,101	33.0	1,702	218	137	20.8	442	102	38	31.6	10,800	2,853	926	34.9
ALABAMA NORTHERN . . . . .	732	383	-	52.3	61	16	-	26.2	11	4	-	36.3	660	363	-	55.0
ALABAMA MIDDLE . . . . .	297	113	-	38.0	40	16	-	40.0	19	3	-	15.7	238	94	-	39.4
ALABAMA SOUTHERN . . . . .	204	80	1	39.7	18	6	-	33.3	11	5	-	45.4	175	69	1	40.0
FLORIDA NORTHERN . . . . .	199	106	1	53.7	33	11	-	33.3	20	7	-	35.0	146	88	1	60.9
FLORIDA MIDDLE . . . . .	689	349	-	50.6	117	30	-	25.5	33	17	-	51.5	539	302	-	56.0
FLORIDA SOUTHERN . . . . .	984	106	280	39.2	161	10	19	18.0	45	3	10	28.8	778	95	251	44.2
GEORGIA NORTHERN . . . . .	690	166	163	47.6	89	9	7	17.9	38	5	12	44.7	563	152	144	52.5
GEORGIA MIDDLE . . . . .	868	63	1	7.3	39	4	-	10.2	28	1	-	3.5	801	56	1	7.3
GEORGIA SOUTHERN . . . . .	1,813	296	3	16.4	227	6	-	2.6	58	31	-	53.4	1,528	259	3	17.1
LOUISIANA EASTERN . . . . .	919	42	64	11.5	105	4	9	12.3	43	1	3	9.3	771	37	52	11.5
LOUISIANA MIDDLE . . . . .	178	66	-	37.0	15	4	-	26.6	3	-	-	-	160	62	-	38.7
LOUISIANA WESTERN . . . . .	667	140	2	21.2	96	13	-	13.5	19	2	-	10.5	552	125	2	23.0
MISSISSIPPI NORTHERN . . . . .	123	52	-	42.2	8	1	-	12.5	11	3	-	27.2	104	48	-	45.1
MISSISSIPPI SOUTHERN . . . . .	163	67	-	41.1	22	1	-	4.5	-	-	-	-	141	65	-	46.8
TEXAS NORTHERN . . . . .	759	398	-	52.4	63	12	-	19.0	12	6	-	50.0	684	380	-	55.5
TEXAS EASTERN . . . . .	185	85	-	45.9	22	7	-	31.8	4	2	-	50.0	159	76	-	47.7
TEXAS SOUTHERN . . . . .	1,832	449	250	38.1	288	32	34	22.9	44	9	5	31.8	1,500	408	211	41.2
TEXAS WESTERN . . . . .	1,319	210	187	30.0	254	34	55	35.0	30	3	3	20.0	1,035	173	129	29.1
CANAL ZONE . . . . .	323	2	149	46.7	44	2	13	34.0	13	-	5	38.4	266	-	131	49.2

**TABLE 2 - 1977**  
**UNITED STATES DISTRICT COURTS**  
**ASSIGNMENT OF COUNSEL FOR CRIMINAL DEFENDANTS BY METHOD OF DISPOSITION**  
**TWELVE MONTH PERIOD ENDED JUNE 30, 1977**

CIRCUIT AND DISTRICT	TOTAL DEFENDANTS				DISMISSED				ACQUITTED				CONVICTED			
	TOTAL	ASSIGNED COUNSEL			TOTAL	ASSIGNED COUNSEL			TOTAL	ASSIGNED COUNSEL			TOTAL	ASSIGNED COUNSEL		
		NUMBER	PERCENT			NUMBER	PERCENT			NUMBER	PERCENT			NUMBER	PERCENT	
SIXTH CIRCUIT.....	5,242	1,576	739	42.8	992	153	123	27.8	167	52	22	44.3	4,123	1,371	594	47.6
KENTUCKY EASTERN.....	368	72	128	54.6	63	8	13	33.3	18	2	8	55.5	287	63	107	59.2
KENTUCKY WESTERN.....	559	245	-	43.8	29	3	-	10.3	9	4	-	44.4	521	238	-	45.6
MICHIGAN EASTERN.....	1,776	397	376	43.5	502	66	89	30.8	47	6	9	31.9	1,227	325	278	49.1
MICHIGAN WESTERN.....	340	104	1	30.8	90	15	1	17.7	11	6	-	54.5	239	83	-	34.7
OHIO NORTHERN.....	928	225	171	42.6	185	19	17	19.3	8	4	1	62.5	734	202	153	48.3
OHIO SOUTHERN.....	352	182	-	51.7	33	16	-	48.4	4	1	-	25.0	315	165	-	52.3
TENNESSEE EASTERN.....	252	101	1	40.4	27	4	-	14.8	22	12	-	54.5	203	85	1	42.3
TENNESSEE MIDDLE.....	458	204	1	44.7	30	14	-	46.6	18	6	-	33.3	410	184	1	45.1
TENNESSEE WESTERN.....	249	45	61	42.5	32	8	3	34.3	30	11	4	50.0	187	26	54	42.7
SEVENTH CIRCUIT.....	2,740	918	153	39.0	421	67	15	19.4	174	30	4	19.5	2,145	821	134	44.5
ILLINOIS NORTHERN.....	1,226	295	152	36.4	127	23	15	29.9	88	10	4	15.9	1,011	262	133	39.0
ILLINOIS EASTERN.....	182	87	-	47.8	29	8	-	27.5	16	3	-	18.7	137	76	-	55.4
ILLINOIS SOUTHERN.....	150	52	-	34.6	35	2	-	5.7	17	3	-	17.6	98	47	-	47.9
INDIANA NORTHERN.....	488	202	-	41.3	92	12	-	13.0	22	5	-	22.7	374	185	-	49.4
INDIANA SOUTHERN.....	311	147	1	47.5	58	3	-	5.1	5	1	-	20.0	248	143	1	58.0
WISCONSIN EASTERN.....	290	104	-	35.8	56	15	-	26.7	23	8	-	34.7	211	81	-	38.3
WISCONSIN WESTERN.....	93	31	-	33.3	24	4	-	16.6	3	-	-	-	66	27	-	40.9
EIGHTH CIRCUIT.....	3,123	1,221	184	44.9	600	205	15	36.6	124	39	8	37.9	2,399	977	161	47.4
ARKANSAS EASTERN.....	290	158	-	54.4	31	12	-	38.7	25	12	-	48.0	234	134	-	57.2
ARKANSAS WESTERN.....	82	37	-	45.1	9	4	-	44.4	3	1	-	33.3	70	32	-	45.7
IOWA NORTHERN.....	168	57	-	33.9	31	7	-	22.5	6	2	-	33.3	131	48	-	36.6
IOWA SOUTHERN.....	125	64	-	51.2	19	2	-	10.5	10	2	-	20.0	96	60	-	62.5
MINNESOTA.....	444	134	35	38.0	90	32	1	36.6	11	5	1	54.5	343	97	33	37.9
MISSOURI EASTERN.....	420	205	-	48.8	54	16	-	29.6	11	2	-	18.1	355	187	-	52.6
MISSOURI WESTERN.....	758	25	146	22.5	154	5	14	12.3	32	1	7	25.0	572	19	125	25.1
NEBRASKA.....	255	95	2	38.0	70	28	-	40.0	2	-	-	-	183	67	2	37.7
NORTH DAKOTA.....	167	110	-	65.8	21	9	-	42.8	9	5	-	55.5	137	96	-	70.0
SOUTH DAKOTA.....	414	336	1	81.6	121	90	-	74.3	15	9	-	60.0	278	237	1	85.6
NINTH CIRCUIT.....	10,296	2,514	2,606	49.7	2,062	365	320	33.2	247	84	48	53.4	7,987	2,065	2,238	53.8
ALASKA.....	225	85	1	38.2	83	12	1	24.5	8	2	-	25.0	164	71	-	43.2
ARIZONA.....	1,566	367	660	65.5	398	88	92	45.2	45	18	13	68.8	1,123	261	555	72.6
CALIFORNIA NORTHERN.....	796	89	423	64.3	135	10	59	51.1	20	4	9	65.0	641	75	355	67.0
CALIFORNIA EASTERN.....	680	197	237	63.8	142	21	32	37.3	6	-	4	66.6	532	176	201	70.8
CALIFORNIA CENTRAL.....	2,381	574	803	61.6	362	45	74	32.8	54	22	16	70.3	1,865	507	802	66.6
CALIFORNIA SOUTHERN.....	1,470	492	21	34.8	275	70	3	26.5	42	14	-	33.3	1,153	408	18	36.9
HAWAII.....	836	129	-	15.4	139	21	-	15.1	7	1	-	14.2	690	107	-	15.5
IDAHO.....	159	82	-	51.5	40	14	-	35.0	6	5	-	83.3	113	63	-	55.7
MONTANA.....	249	147	1	59.4	81	39	-	48.1	14	7	-	50.0	154	101	1	66.2
NEVADA.....	243	36	68	42.7	72	5	12	23.6	15	3	1	26.6	156	28	55	53.2
OREGON.....	387	32	120	52.1	148	16	33	33.1	9	-	1	11.1	230	66	86	66.0
WASHINGTON EASTERN.....	186	111	-	59.6	44	12	-	27.2	3	3	-	100.0	139	96	-	69.0
WASHINGTON WESTERN.....	1,089	116	177	26.9	161	12	14	16.1	18	5	4	50.0	910	99	159	28.3
GUAM.....	29	7	5	41.3	12	-	-	-	-	-	-	-	17	7	5	70.5
TENTH CIRCUIT.....	2,510	701	463	46.3	432	74	65	32.1	85	26	7	38.8	1,993	601	391	49.7
COLORADO.....	571	38	156	33.9	92	3	17	21.7	21	-	5	23.8	458	35	134	36.8
KANSAS.....	545	99	201	55.0	117	19	27	39.3	14	4	2	42.8	414	76	172	59.9
NEW MEXICO.....	338	79	106	54.7	88	17	21	43.1	4	1	-	25.0	246	61	85	59.3
OKLAHOMA NORTHERN.....	262	102	-	38.9	37	4	-	10.8	9	4	-	44.4	216	94	-	43.5
OKLAHOMA EASTERN.....	89	45	-	50.5	11	5	-	45.4	7	5	-	71.4	71	35	-	49.2
OKLAHOMA WESTERN.....	441	237	-	53.7	31	15	-	48.3	12	8	-	66.6	398	214	-	53.7
UTAH.....	120	18	-	15.0	32	3	-	9.3	13	-	-	-	75	15	-	20.0
WYOMING.....	144	83	-	57.6	24	8	-	33.3	5	4	-	80.0	115	71	-	61.7

**TABLE 2 - 1978**  
**UNITED STATES DISTRICT COURTS**  
**ASSIGNMENT OF COUNSEL FOR CRIMINAL DEFENDANTS BY METHOD OF DISPOSITION**  
**TWELVE MONTH PERIOD ENDED JUNE 30, 1978**

CIRCUIT AND DISTRICT	TOTAL DEFENDANTS				DISMISSED				ACQUITTED				CONVICTED			
	TOTAL	ASSIGNED COUNSEL			TOTAL	ASSIGNED COUNSEL			TOTAL	ASSIGNED COUNSEL			TOTAL	ASSIGNED COUNSEL		
		NUMBER	PERCENT	CJA <sup>1</sup>		FPD <sup>2</sup>	NUMBER	PERCENT		CJA <sup>1</sup>	FPD <sup>2</sup>	NUMBER		PERCENT	CJA <sup>1</sup>	FPD <sup>2</sup>
TOTAL ALL DISTRICTS...	45,922	12,801	6,727	42.5	7,792	1,554	895	31.4	1,625	409	126	32.9	36,505	10,838	5,706	45.3
DISTRICT OF COLUMBIA...	1,033	795	3	77.2	116	83	-	71.5	33	23	-	69.6	884	689	3	78.2
FIRST CIRCUIT.....	1,073	391	40	40.1	109	28	1	26.6	46	11	-	23.9	918	352	39	42.5
MAINE.....	82	29	-	35.3	12	3	-	25.0	5	1	-	20.0	65	25	-	38.4
MASSACHUSETTS.....	617	230	2	37.6	52	15	-	28.8	31	6	-	19.3	534	209	2	39.5
NEW HAMPSHIRE.....	35	11	-	31.4	4	-	-	-	1	1	-	100.0	30	10	-	33.3
RHODE ISLAND.....	98	29	-	29.5	7	-	-	-	4	1	-	25.0	87	28	-	32.1
PUERTO RICO.....	241	92	38	53.9	34	10	1	32.3	5	2	-	40.0	202	80	37	57.9
SECOND CIRCUIT.....	3,561	812	633	40.5	671	126	52	26.5	153	31	8	25.4	2,737	655	573	44.8
CONNECTICUT.....	261	32	74	40.6	31	5	13	58.0	3	-	1	33.3	227	27	60	38.3
NEW YORK NORTHERN....	174	79	-	45.4	24	8	-	33.3	17	7	-	41.1	133	64	-	48.1
NEW YORK EASTERN....	1,084	212	244	42.0	151	36	9	29.8	48	6	3	18.7	885	170	232	45.4
NEW YORK SOUTHERN....	1,634	327	315	39.2	412	61	30	22.0	56	14	4	32.1	1,166	252	281	45.7
NEW YORK WESTERN....	322	113	-	35.0	41	13	-	31.7	29	4	-	13.7	252	96	-	38.0
VERMONT.....	86	49	-	56.9	12	3	-	25.0	-	-	-	-	74	46	-	62.1
THIRD CIRCUIT.....	3,173	572	391	30.3	409	88	44	32.2	178	42	18	33.7	2,586	442	329	29.8
DELAWARE.....	104	57	-	54.8	18	9	-	50.0	4	1	-	25.0	82	47	-	57.3
NEW JERSEY.....	1,271	137	196	26.3	112	9	18	24.1	71	27	9	50.7	1,088	101	171	25.0
PENNSYLVANIA EASTERN...	792	135	1	17.1	82	16	-	19.5	48	7	-	14.5	662	112	1	17.0
PENNSYLVANIA MIDDLE...	179	75	-	41.8	17	11	-	64.7	4	2	-	50.0	158	62	-	39.2
PENNSYLVANIA WESTERN...	463	30	70	21.5	79	6	9	18.9	39	1	2	7.6	345	23	59	23.7
VIRGIN ISLANDS.....	364	138	122	71.4	101	37	17	53.4	12	4	7	91.6	251	97	98	77.6
FOURTH CIRCUIT....	4,796	1,274	417	35.2	1,032	167	61	22.0	161	41	6	29.1	3,603	1,066	350	39.3
MARYLAND.....	1,403	253	257	36.3	367	48	37	23.1	46	7	5	26.0	990	198	215	41.7
NO. CAROLINA EASTERN...	289	129	-	44.6	39	12	-	30.7	18	8	-	44.4	232	109	-	46.9
NO. CAROLINA MIDDLE...	279	182	-	65.2	28	9	-	32.1	6	1	-	16.6	245	172	-	70.2
NO. CAROLINA WESTERN...	274	108	-	39.4	31	8	-	25.8	10	4	-	40.0	233	96	-	41.2
SOUTH CAROLINA.....	474	100	123	47.0	73	19	17	49.3	32	8	1	28.1	369	73	105	48.2
VIRGINIA EASTERN.....	1,624	347	-	21.3	402	54	-	13.4	39	9	-	23.0	1,183	284	-	24.0
VIRGINIA WESTERN.....	173	83	-	47.9	25	9	-	36.0	4	3	-	75.0	144	71	-	49.3
W. VIRGINIA NORTHERN...	76	36	-	47.3	11	3	-	27.2	3	-	-	-	62	33	-	53.2
W. VIRGINIA SOUTHERN...	204	36	37	35.7	56	5	7	21.4	3	1	-	33.3	145	30	30	41.3
FIFTH CIRCUIT.....	10,927	2,837	1,284	37.7	1,482	265	168	29.2	411	93	24	28.4	9,034	2,479	1,092	39.5
ALABAMA NORTHERN....	835	347	-	41.5	70	23	-	32.8	16	7	-	43.7	749	317	-	42.3
ALABAMA MIDDLE.....	342	143	1	42.1	32	6	-	18.7	23	11	-	47.8	287	126	1	44.2
ALABAMA SOUTHERN....	210	111	-	52.8	33	7	-	21.2	8	6	-	75.0	169	98	-	57.9
FLORIDA NORTHERN....	160	58	32	56.2	29	5	3	27.5	12	4	2	50.0	119	49	27	63.8
FLORIDA MIDDLE.....	778	450	16	59.8	85	36	4	47.0	22	12	-	54.5	671	402	12	61.6
FLORIDA SOUTHERN....	571	72	213	29.3	129	10	24	26.3	64	3	9	18.7	778	59	180	30.7
GEORGIA NORTHERN....	591	146	38	31.1	96	11	4	15.6	40	9	2	27.5	455	126	32	34.7
GEORGIA MIDDLE.....	1,071	67	1	6.3	36	8	1	25.0	32	2	-	6.2	1,003	57	-	5.6
GEORGIA SOUTHERN....	603	131	60	31.6	70	6	3	12.8	57	19	5	42.1	476	106	52	33.1
LOUISIANA EASTERN....	533	42	118	30.0	56	5	7	21.4	19	2	1	15.7	458	35	110	31.6
LOUISIANA MIDDLE....	109	53	-	48.6	13	6	-	46.1	1	-	-	-	95	47	-	49.4
LOUISIANA WESTERN....	263	107	-	40.6	38	12	-	31.5	3	-	-	-	222	95	-	42.7
MISSISSIPPI NORTHERN...	85	34	-	40.0	6	3	-	37.5	7	5	-	71.4	70	26	-	37.1
MISSISSIPPI SOUTHERN...	162	55	-	33.9	27	1	-	3.7	5	-	-	-	130	54	-	41.5
TEXAS NORTHERN.....	725	376	-	51.8	79	25	-	31.6	19	3	-	15.7	627	348	-	55.5
TEXAS EASTERN.....	173	93	-	53.7	26	9	-	34.6	8	2	-	25.0	139	82	-	58.9
TEXAS SOUTHERN.....	1,674	271	375	38.5	278	35	30	23.3	33	1	1	6.0	1,363	235	344	42.4
TEXAS WESTERN.....	1,326	281	232	38.6	326	57	66	37.7	33	7	2	27.2	967	217	164	39.4
CANAL ZONE.....	316	-	198	62.6	51	-	26	50.9	9	-	2	22.2	256	-	170	66.4

<sup>1</sup> CJA (Criminal Justice Act). This category reflects the number of defendants who were represented by private attorneys appointed by the court from Criminal Justice Act panels.  
<sup>2</sup> FPD (Federal Public Defender). These figures also include persons represented by Community Defenders.

**TABLE 2 - 1978**  
**UNITED STATES DISTRICT COURTS**  
**ASSIGNMENT OF COUNSEL FOR CRIMINAL DEFENDANTS BY METHOD OF DISPOSITION**  
**TWELVE MONTH PERIOD ENDED JUNE 30, 1978**

CIRCUIT AND DISTRICT	TOTAL DEFENDANTS				DISMISSED				ACQUITTED				CONVICTED				
	TOTAL	ASSIGNED COUNSEL			TOTAL	ASSIGNED COUNSEL			TOTAL	ASSIGNED COUNSEL			TOTAL	ASSIGNED COUNSEL			
		NUMBER	PERCENT	CJA <sup>1</sup>		NUMBER	PERCENT	CJA <sup>1</sup>		NUMBER	PERCENT	CJA <sup>1</sup>		NUMBER	PERCENT	CJA <sup>1</sup>	
SIXTH CIRCUIT.....	4,434	1,410	738	48.4	713	130	132	36.7	127	26	11	29.1	3,594	1,254	595	51.4	
KENTUCKY EASTERN.....	339	94	110	60.1	46	5	8	28.2	15	5	3	53.3	278	84	99	65.8	
KENTUCKY WESTERN.....	698	306	1	43.9	56	22	-	39.2	13	4	-	30.7	629	280	1	44.6	
MICHIGAN EASTERN.....	1,303	224	411	48.7	373	37	109	39.1	36	2	8	27.7	894	185	294	53.5	
MICHIGAN WESTERN.....	230	91	-	39.5	30	10	-	33.3	6	1	-	16.6	194	80	-	41.2	
OHIO NORTHERN.....	592	209	109	53.7	69	16	9	36.2	6	3	-	50.0	517	190	100	56.0	
OHIO SOUTHERN.....	428	209	-	48.8	35	10	-	28.5	7	-	-	-	366	199	-	51.5	
TENNESSEE EASTERN.....	190	97	-	51.0	18	7	-	38.8	14	4	-	28.5	158	86	-	54.4	
TENNESSEE MIDDLE.....	338	133	4	40.5	57	19	-	33.3	11	5	-	45.4	270	109	4	41.8	
TENNESSEE WESTERN.....	316	47	103	47.4	29	4	6	34.4	19	2	-	10.5	268	41	97	51.4	
SEVENTH CIRCUIT...	2,154	789	172	44.6	245	60	13	29.7	95	26	5	32.6	1,814	703	154	47.2	
ILLINOIS NORTHERN....	970	231	170	41.3	80	9	12	26.2	63	19	5	38.0	827	203	153	43.0	
ILLINOIS EASTERN.....	204	103	1	50.9	28	13	-	46.4	3	2	-	66.6	173	88	1	51.4	
ILLINOIS SOUTHERN....	152	74	-	48.6	7	-	-	-	9	-	-	-	136	74	-	54.4	
INDIANA NORTHERN.....	244	99	-	40.5	36	12	-	33.3	14	4	-	28.5	194	83	-	42.7	
INDIANA SOUTHERN.....	285	148	-	51.9	34	4	-	11.7	1	1	-	100.0	250	143	-	57.2	
WISCONSIN EASTERN....	224	91	1	41.0	51	17	1	35.2	2	-	-	-	171	74	-	43.2	
WISCONSIN WESTERN....	75	43	-	57.3	9	5	-	55.5	3	-	-	-	63	38	-	60.3	
EIGHTH CIRCUIT....	2,652	1,018	159	44.3	447	126	15	31.5	91	30	4	37.3	2,114	862	140	47.3	
ARKANSAS EASTERN.....	298	157	-	52.6	49	14	-	28.5	22	12	-	54.5	227	131	-	57.7	
ARKANSAS WESTERN.....	88	34	-	38.6	6	-	-	-	6	-	-	-	76	34	-	44.7	
IOWA NORTHERN.....	115	56	-	48.6	15	3	-	20.0	2	-	-	-	98	53	-	54.0	
IOWA SOUTHERN.....	106	54	-	50.9	8	2	-	25.0	3	-	-	-	95	52	-	54.7	
MINNESOTA.....	363	106	18	34.1	53	13	1	26.4	12	4	-	33.3	298	89	17	35.5	
MISSOURI EASTERN.....	328	176	-	53.6	38	12	-	31.5	4	-	-	-	286	164	-	57.3	
MISSOURI WESTERN.....	747	51	141	25.7	161	10	14	14.9	27	3	4	25.9	559	38	123	28.8	
NEBRASKA.....	165	57	-	34.5	23	3	-	13.0	2	1	-	50.0	140	53	-	37.8	
NORTH DAKOTA.....	153	91	-	59.4	12	1	-	8.3	8	6	-	75.0	133	84	-	63.1	
SOUTH DAKOTA.....	289	236	-	81.6	82	68	-	82.9	5	4	-	80.0	202	164	-	81.1	
NINTH CIRCUIT.....	9,785	2,284	2,432	48.1	2,206	417	342	36.4	227	59	37	42.2	7,352	1,808	2,053	52.5	
ALASKA.....	198	81	-	41.3	44	14	-	31.8	2	-	-	-	150	67	-	44.6	
ARIZONA.....	1,324	306	519	62.3	412	75	86	39.0	30	8	12	66.6	882	223	421	73.0	
CALIFORNIA NORTHERN..	773	98	391	63.2	158	26	48	46.8	17	1	2	17.6	598	71	341	68.8	
CALIFORNIA EASTERN...	621	125	336	74.2	108	25	48	67.5	8	2	2	50.0	505	98	286	76.0	
CALIFORNIA CENTRAL...	1,921	479	766	64.8	262	56	89	55.3	44	8	13	47.7	1,615	415	664	66.8	
CALIFORNIA SOUTHERN..	1,444	497	2	34.5	286	79	-	27.6	36	9	-	25.0	1,122	409	2	36.6	
HAWAII.....	1,131	93	-	8.2	463	29	-	6.2	7	1	-	14.2	661	63	-	9.5	
IDAHO.....	167	84	-	50.2	54	14	-	25.9	3	2	-	66.6	110	68	-	61.8	
MONTANA.....	254	164	-	64.5	86	37	-	43.0	14	11	-	78.5	154	116	-	75.3	
NEVADA.....	235	50	69	50.6	70	8	12	28.5	9	2	1	33.3	156	40	56	61.5	
OREGON.....	349	74	119	55.3	78	18	20	48.7	10	1	-	10.0	261	55	99	59.0	
WASHINGTON EASTERN..	161	108	2	68.3	33	18	-	54.5	4	3	-	75.0	124	87	2	71.7	
WASHINGTON WESTERN..	1,160	114	223	29.0	134	18	36	40.2	42	11	7	42.8	984	85	160	26.9	
GUAM.....	49	11	5	32.6	18	-	3	16.6	1	-	-	-	30	11	2	43.3	
NORTHERN MARIANAS...	-	-	-	-	-	-	-	-	-	-	-	-	-	-	-	-	-
TENTH CIRCUIT.....	2,334	619	458	46.1	362	64	67	36.1	103	27	13	38.8	1,869	528	378	48.4	
COLORADO.....	426	54	131	43.4	64	5	15	32.8	30	5	6	36.6	332	43	110	46.0	
KANSAS.....	478	70	194	55.2	98	13	36	50.0	17	4	4	47.0	363	53	154	57.0	
NEW MEXICO.....	380	88	133	58.1	74	15	16	41.8	10	-	3	30.0	296	73	114	63.1	
OKLAHOMA NORTHERN...	121	62	-	51.2	14	4	-	28.5	7	-	-	-	100	56	-	58.0	
OKLAHOMA EASTERN...	143	63	-	44.0	18	5	-	27.7	17	12	-	70.5	108	46	-	42.5	
OKLAHOMA WESTERN...	425	132	-	31.0	52	6	-	11.5	7	3	-	42.8	366	123	-	33.6	
UTAH.....	235	87	-	37.0	17	5	-	29.4	8	1	-	12.5	210	81	-	38.5	
WYOMING.....	126	63	-	50.0	25	10	-	40.0	7	2	-	28.5	94	61	-	54.2	



**TABLE 2 - 1979**  
**UNITED STATES DISTRICT COURTS**  
**ASSIGNMENT OF COUNSEL FOR CRIMINAL DEFENDANTS BY METHOD OF DISPOSITION**  
**TWELVE MONTH PERIOD ENDED JUNE 30, 1979**

CIRCUIT AND DISTRICT	TOTAL DEFENDANTS				DISMISSED				ACQUITTED				CONVICTED			
	ASSIGNED COUNSEL				ASSIGNED COUNSEL				ASSIGNED COUNSEL				ASSIGNED COUNSEL			
	TOTAL	NUMBER		PERCENT	TOTAL	NUMBER		PERCENT	TOTAL	NUMBER		PERCENT	TOTAL	NUMBER		PERCENT
		CJA <sup>1</sup>	FPD <sup>2</sup>			CJA <sup>1</sup>	FPD <sup>2</sup>			CJA <sup>1</sup>	FPD <sup>2</sup>			CJA <sup>1</sup>	FPD <sup>2</sup>	
TOTAL ALL DISTRICTS...	41,175	9,871	6,120	38.8	6,791	1,188	773	28.8	1,471	287	143	29.2	32,913	8,396	5,204	41.3
DISTRICT OF COLUMBIA...	852	587	1	69.0	73	47	-	64.3	19	9	-	47.3	760	531	1	70.0
FIRST CIRCUIT...	1,295	443	99	41.8	154	48	12	38.9	50	10	3	26.0	1,092	385	84	42.9
MAINE...	140	33	1	24.2	17	2	-	11.7	2	1	-	50.0	121	30	1	25.6
MASSACHUSETTS...	678	251	-	37.0	73	35	-	47.9	29	4	-	13.7	576	212	-	36.8
NEW HAMPSHIRE...	56	19	-	33.9	5	3	-	60.0	-	-	-	-	51	16	-	31.3
RHODE ISLAND...	85	21	-	24.7	10	-	-	-	5	2	-	40.0	70	19	-	27.1
PUERTO RICO...	337	119	98	64.3	49	8	12	40.8	14	3	3	42.8	274	108	83	69.7
SECOND CIRCUIT...	3,389	674	683	40.0	441	72	49	27.4	98	18	9	27.5	2,850	584	625	42.4
CONNECTICUT...	211	39	67	50.2	16	1	5	37.5	5	1	1	40.0	190	37	61	51.5
NEW YORK NORTHERN...	195	80	-	41.0	22	10	-	45.4	5	1	-	20.0	163	69	-	41.0
NEW YORK EASTERN...	1,094	147	277	38.7	143	29	10	27.2	38	6	5	28.9	913	112	262	46.9
NEW YORK SOUTHERN...	1,421	278	339	43.4	211	24	34	27.4	41	7	3	24.3	1,169	247	302	46.9
NEW YORK WESTERN...	401	104	-	25.9	38	7	-	18.4	6	2	-	33.3	357	95	-	26.6
VERMONT...	67	26	-	38.8	11	1	-	9.0	3	1	-	33.3	53	24	-	45.2
THIRD CIRCUIT...	2,433	389	420	33.2	327	47	71	36.0	120	8	17	20.8	1,986	334	332	33.5
DELAWARE...	123	33	-	26.8	24	2	-	8.3	20	-	-	-	79	31	-	39.2
NEW JERSEY...	775	77	155	29.9	71	6	24	42.2	30	2	6	26.6	674	69	125	28.7
PENNSYLVANIA EASTERN...	561	76	-	13.5	42	5	-	11.9	27	3	-	11.1	492	68	-	13.8
PENNSYLVANIA MIDDLE...	113	46	-	40.7	8	3	-	37.5	2	-	-	-	103	43	-	41.7
PENNSYLVANIA WESTERN...	447	52	78	29.0	67	6	11	25.3	21	-	2	9.5	359	46	65	30.9
VIRGIN ISLANDS...	414	105	187	70.5	115	25	36	53.0	20	3	9	60.0	279	77	142	78.4
FOURTH CIRCUIT...	4,178	1,076	388	35.0	990	163	62	22.7	138	36	10	33.3	3,050	877	316	39.1
MARYLAND...	1,073	202	220	39.3	363	65	41	29.2	45	10	5	33.3	665	127	174	45.2
NO. CAROLINA EASTERN...	290	117	-	40.3	44	14	-	31.8	7	1	-	14.2	239	102	-	42.6
NO. CAROLINA MIDDLE...	228	132	-	57.8	17	10	-	58.8	6	4	-	66.6	205	118	-	57.5
NO. CAROLINA WESTERN...	326	122	-	37.4	45	8	-	17.7	13	4	-	30.7	268	110	-	41.0
SOUTH CAROLINA...	448	69	112	40.4	77	7	15	28.5	18	3	4	38.8	353	59	93	43.0
VIRGINIA EASTERN...	1,356	286	-	21.0	369	39	-	10.5	34	10	-	29.4	955	237	-	24.8
VIRGINIA WESTERN...	170	73	1	43.5	29	10	-	34.4	3	-	-	-	138	63	1	46.3
W. VIRGINIA NORTHERN...	86	43	-	50.0	15	5	-	33.3	9	4	-	44.4	62	34	-	54.8
W. VIRGINIA SOUTHERN...	199	32	55	43.7	31	5	6	35.4	3	-	1	33.3	165	27	48	45.4
FIFTH CIRCUIT...	10,291	1,905	1,332	31.4	1,425	197	121	22.3	449	60	34	20.9	8,417	1,648	1,177	33.5
ALABAMA NORTHERN...	621	263	-	42.3	61	12	-	19.6	16	4	-	25.0	544	247	-	45.4
ALABAMA MIDDLE...	266	92	-	34.5	29	11	-	37.9	22	5	-	22.7	215	76	-	35.3
ALABAMA SOUTHERN...	141	59	-	41.8	18	5	-	27.7	5	1	-	20.0	118	53	-	44.9
FLORIDA NORTHERN...	193	29	30	38.5	39	1	5	15.3	4	-	-	-	110	28	25	48.1
FLORIDA MIDDLE...	672	205	106	46.2	84	8	7	17.8	51	18	9	52.9	537	179	90	50.0
FLORIDA SOUTHERN...	801	55	142	24.5	141	5	12	12.0	57	5	4	16.7	603	45	126	28.3
GEORGIA NORTHERN...	448	60	8	17.1	64	6	3	10.7	31	5	1	2.3	1,063	36	-	3.3
GEORGIA MIDDLE...	1,131	42	-	3.7	25	5	-	20.0	43	1	-	10.6	887	47	62	12.2
GEORGIA SOUTHERN...	1,028	54	77	12.7	64	5	9	21.2	75	2	6	14.2	326	26	98	38.0
LOUISIANA EASTERN...	394	30	106	34.5	47	1	8	50.0	2	2	-	100.0	48	20	-	41.6
LOUISIANA MIDDLE...	52	23	-	44.2	2	1	-	50.0	-	-	-	-	145	53	-	36.5
LOUISIANA WESTERN...	180	59	-	32.7	30	6	-	20.0	5	1	-	12.5	71	22	-	30.9
MISSISSIPPI NORTHERN...	85	27	-	31.7	6	4	-	66.6	8	1	-	25.0	71	25	-	35.2
MISSISSIPPI SOUTHERN...	86	27	-	31.3	11	1	-	9.0	4	1	-	30.7	535	295	-	55.1
TEXAS NORTHERN...	621	318	-	51.2	73	19	-	26.0	13	4	-	30.7	150	63	-	42.0
TEXAS EASTERN...	183	67	-	36.6	29	4	-	13.7	4	-	-	-	1,640	198	501	42.6
TEXAS SOUTHERN...	1,974	228	533	38.5	282	27	28	19.5	62	3	4	13.4	793	177	135	39.3
TEXAS WESTERN...	1,174	258	180	37.3	356	76	39	32.3	25	5	6	44.0	793	177	135	39.3
CANAL ZONE...	281	-	150	53.3	42	-	10	23.8	11	-	4	36.3	228	-	136	59.6

<sup>1</sup> CJA (Criminal Justice Act). This category reflects the number of defendants who were represented by private attorneys appointed by the court from Criminal Justice Act panels.

<sup>2</sup> FPD (Federal Public Defender). These figures also include persons represented by Community Defenders.

**TABLE 2 - 1979**  
**UNITED STATES DISTRICT COURTS**  
**ASSIGNMENT OF COUNSEL FOR CRIMINAL DEFENDANTS BY METHOD OF DISPOSITION**  
**TWELVE MONTH PERIOD ENDED JUNE 30, 1979**

CIRCUIT AND DISTRICT	TOTAL DEFENDANTS				DISMISSED				ACQUITTED				CONVICTED			
	TOTAL	ASSIGNED COUNSEL			TOTAL	ASSIGNED COUNSEL			TOTAL	ASSIGNED COUNSEL			TOTAL	ASSIGNED COUNSEL		
		NUMBER	PERCENT			NUMBER	PERCENT			NUMBER	PERCENT			NUMBER	PERCENT	
SIXTH CIRCUIT.....	3,740	936	533	39.2	650	115	77	25.5	134	23	18	30.5	2,956	798	438	41.8
KENTUCKY EASTERN.....	282	56	82	48.9	48	10	10	41.6	12	2	5	58.3	222	44	67	50.0
KENTUCKY WESTERN.....	604	192	-	31.7	95	31	-	32.6	23	6	-	26.0	486	155	-	31.8
MICHIGAN EASTERN.....	938	132	225	38.0	243	23	44	27.5	31	2	8	32.2	664	107	173	42.1
MICHIGAN WESTERN.....	217	85	-	39.1	30	8	-	26.6	4	1	-	25.0	183	76	-	41.5
OHIO NORTHERN.....	456	92	59	33.1	60	5	8	21.6	13	2	-	15.3	383	85	51	35.5
OHIO SOUTHERN.....	313	151	-	48.2	24	8	-	33.3	11	3	-	27.2	276	140	-	50.3
TENNESSEE EASTERN.....	201	81	-	40.2	34	10	-	29.4	17	2	-	11.7	150	69	-	46.0
TENNESSEE MIDDLE.....	325	85	56	43.3	62	18	11	46.7	5	1	1	40.0	258	66	44	42.6
TENNESSEE WESTERN.....	404	62	111	42.8	54	2	4	11.1	18	4	4	44.4	332	56	103	47.8
SEVENTH CIRCUIT...	2,004	658	203	42.9	194	53	15	35.0	92	23	9	34.7	1,718	582	179	44.2
ILLINOIS NORTHERN....	924	232	163	42.7	63	13	7	31.7	46	12	6	39.1	815	207	150	43.8
ILLINOIS CENTRAL.....	190	67	20	45.7	19	6	2	42.1	9	2	1	33.3	162	59	17	46.9
ILLINOIS SOUTHERN....	137	46	20	48.1	19	2	6	42.1	2	-	2	100.0	116	44	12	46.2
INDIANA NORTHERN.....	248	114	-	45.9	36	15	-	41.6	12	1	-	8.3	200	98	-	49.0
INDIANA SOUTHERN.....	206	107	-	51.9	19	3	-	15.7	9	1	-	11.1	178	103	-	57.8
WISCONSIN EASTERN....	226	59	-	26.1	29	10	-	34.4	8	4	-	50.0	189	45	-	23.8
WISCONSIN WESTERN....	73	33	-	45.2	9	4	-	44.4	6	3	-	50.0	58	26	-	44.8
EIGHTH CIRCUIT.....	2,509	889	113	39.9	394	88	12	25.3	87	26	3	33.3	2,028	775	98	43.0
ARKANSAS EASTERN.....	278	131	-	47.1	39	9	-	23.0	13	5	-	38.4	226	117	-	51.7
ARKANSAS WESTERN.....	168	56	-	33.3	13	2	-	15.3	8	-	-	-	147	54	-	36.7
IOWA NORTHERN.....	86	36	-	41.8	14	5	-	35.7	2	2	-	100.0	70	29	-	41.4
IOWA SOUTHERN.....	305	122	-	40.0	47	16	-	34.0	4	2	-	50.0	254	104	-	40.9
MINNESOTA.....	307	107	17	40.3	33	8	1	27.2	5	1	-	20.0	269	98	16	42.3
MISSOURI EASTERN.....	225	106	-	48.0	18	6	-	33.3	7	-	-	-	200	102	-	51.0
MISSOURI WESTERN.....	627	36	96	21.0	167	11	11	13.1	23	3	3	26.0	437	22	82	23.7
NEBRASKA.....	155	81	-	52.2	22	8	-	36.3	5	1	-	20.0	128	72	-	56.2
NORTH DAKOTA.....	137	72	-	52.5	6	4	-	66.6	7	4	-	57.1	124	64	-	51.6
SOUTH DAKOTA.....	221	140	-	63.3	35	19	-	54.2	13	8	-	61.5	173	113	-	65.3
NINTH CIRCUIT.....	8,279	1,779	2,019	45.8	1,810	319	290	33.6	185	50	34	45.4	6,284	1,410	1,695	49.4
ALASKA.....	112	41	-	36.6	27	6	-	22.2	3	-	-	-	82	35	-	42.6
ARIZONA.....	1,033	259	447	68.3	246	61	69	52.8	29	11	6	58.6	758	187	372	73.7
CALIFORNIA NORTHERN..	601	52	244	49.2	97	5	32	38.1	22	1	4	22.7	482	46	208	52.6
CALIFORNIA EASTERN...	546	122	265	69.0	114	13	39	45.6	8	1	2	37.5	424	108	214	75.9
CALIFORNIA CENTRAL...	1,447	337	572	62.8	170	31	50	47.6	31	7	11	58.0	1,246	289	511	65.0
CALIFORNIA SOUTHERN..	1,057	397	1	37.6	203	69	-	33.9	13	3	-	23.0	841	325	1	38.7
HAWAII.....	1,236	97	-	7.8	422	18	-	4.2	12	5	-	41.6	802	74	-	9.2
IDAHO.....	142	86	-	60.5	25	11	-	44.0	5	-	-	-	112	75	-	66.9
MONTANA.....	160	96	-	60.0	57	30	-	52.6	6	6	-	83.3	97	61	-	62.8
NEVADA.....	168	32	51	49.4	35	4	9	37.1	17	7	2	52.9	116	21	40	52.5
OREGON.....	281	62	99	57.2	67	14	26	58.2	5	1	2	60.0	209	47	72	56.9
WASHINGTON EASTERN...	154	78	-	50.6	67	28	-	41.7	4	2	-	50.0	83	48	-	57.5
WASHINGTON WESTERN..	1,240	103	335	35.3	238	27	62	37.3	24	3	6	37.5	978	73	267	34.7
GUAM.....	80	9	5	17.5	34	1	-	2.9	1	-	-	-	45	8	5	28.8
NORTHERN MARIANAS....	22	8	10	81.8	8	1	4	62.5	5	4	1	100.0	9	3	5	88.8
TENTH CIRCUIT.....	2,204	535	329	39.2	333	39	64	30.9	99	24	6	30.3	1,772	472	259	41.2
COLORADO.....	506	84	121	40.5	96	11	20	32.2	23	5	3	34.7	387	68	98	42.8
KANSAS.....	319	35	113	46.3	76	4	32	47.3	9	-	1	11.1	234	31	80	47.4
NEW MEXICO.....	348	83	95	51.5	56	7	12	33.9	10	3	2	50.0	279	73	81	55.1
OKLAHOMA NORTHERN...	151	59	-	39.0	17	1	-	5.8	10	-	-	-	124	58	-	46.7
OKLAHOMA EASTERN.....	146	49	-	33.5	22	2	-	9.0	15	4	-	26.6	109	43	-	39.4
OKLAHOMA WESTERN....	447	105	-	23.4	40	7	-	17.5	15	2	-	13.3	392	96	-	24.4
UTAH.....	218	85	-	38.9	16	3	-	18.7	13	9	-	69.2	189	73	-	38.6
WYOMING.....	72	35	-	48.6	10	4	-	40.0	4	1	-	25.0	58	30	-	51.7

**TABLE 3 - 1975**  
**UNITED STATES DISTRICT COURTS**  
**TYPE AND LENGTH OF SENTENCES FOR CONVICTED DEFENDANTS**  
**TWELVE MONTH PERIOD ENDED JUNE 30, 1975**

CIRCUIT AND DISTRICT	TOTAL	TERMS OF IMPRISONMENT						PROBATION TERMS OF SPLIT SENTENCES				
		TOTAL	12 MOS. AND UNDER	13-24 MOS.	25-36 MOS.	37-60 MOS.	61 MOS. AND OVER	TOTAL	12 MOS. AND UNDER	13-24 MOS.	25-48 MOS.	49 MOS. AND OVER
TOTAL ALL DISTRICTS	38,040	14,675	3,060	2,554	2,346	4,001	2,714	1,825	142	364	753	547
DISTRICT OF COLUMBIA	790	373	66	54	74	87	92	17	2	7	7	1
FIRST CIRCUIT	905	225	56	45	40	52	32	34	-	23	8	3
MAINE	81	18	5	2	1	5	5	2	-	-	2	-
MASSACHUSETTS	444	113	23	31	23	27	9	29	-	23	6	-
NEW HAMPSHIRE	55	9	4	-	1	1	3	-	-	-	-	-
RHODE ISLAND	128	24	12	5	4	2	1	-	-	-	-	-
PUERTO RICO	197	61	12	7	11	17	14	3	-	-	-	3
SECOND CIRCUIT	2,774	973	219	181	133	264	176	167	25	54	63	25
CONNECTICUT	273	87	14	20	17	21	15	14	1	5	5	3
NEW YORK NORTHERN	134	35	17	5	-	7	6	-	-	-	-	-
NEW YORK EASTERN	853	332	45	44	45	119	79	56	6	14	26	10
NEW YORK SOUTHERN	1,204	441	118	90	63	98	72	88	17	33	26	12
NEW YORK WESTERN	185	52	20	17	5	9	1	2	1	1	-	-
VERMONT	125	26	5	5	3	10	3	7	-	1	6	-
THIRD CIRCUIT	2,570	775	130	97	113	218	217	106	14	28	31	23
DELAWARE	130	36	2	2	1	18	13	5	-	2	3	-
NEW JERSEY	670	180	15	26	30	49	60	30	-	7	8	15
PENNSYLVANIA EASTERN	885	240	35	29	41	71	64	16	-	2	2	12
PENNSYLVANIA MIDDLE	196	53	17	7	6	16	7	8	-	2	6	-
PENNSYLVANIA WESTERN	450	154	12	10	26	53	53	14	-	1	7	6
VIRGIN ISLANDS	239	112	49	23	9	11	20	33	14	14	5	-
FOURTH CIRCUIT	3,761	1,571	265	266	191	412	436	128	4	35	46	43
MARYLAND	804	307	39	49	37	84	98	26	1	10	9	6
NO CAROLINA EASTERN	317	96	10	9	11	32	34	11	1	4	-	6
NO CAROLINA MIDDLE	378	185	41	54	21	34	35	20	1	2	3	14
NO CAROLINA WESTERN	323	113	7	24	16	23	43	1	-	-	-	1
SOUTH CAROLINA	470	214	11	52	37	49	65	22	1	2	13	6
VIRGINIA EASTERN	845	412	72	45	41	124	130	25	-	13	8	5
VIRGINIA WESTERN	306	65	5	15	5	27	13	8	-	-	8	-
W VIRGINIA NORTHERN	70	49	32	5	1	5	6	-	-	-	-	-
W VIRGINIA SOUTHERN	248	130	49	13	22	34	12	14	-	4	5	5
FIFTH CIRCUIT	8,297	3,670	673	701	663	1,068	865	404	41	73	202	88
ALABAMA NORTHERN	536	230	18	44	58	73	37	30	-	11	12	7
ALABAMA MIDDLE	260	141	26	26	27	50	12	3	1	-	2	-
ALABAMA SOUTHERN	151	54	3	8	14	19	10	7	-	-	3	4
FLORIDA NORTHERN	176	116	40	23	16	19	18	2	-	-	1	1
FLORIDA MIDDLE	665	251	32	39	55	99	26	19	1	7	9	2
FLORIDA SOUTHERN	721	318	82	71	73	56	36	40	2	23	12	3
GEORGIA NORTHERN	536	256	39	43	51	78	45	31	2	3	24	2
GEORGIA MIDDLE	241	107	19	21	30	29	8	2	1	-	1	-
GEORGIA SOUTHERN	454	92	35	12	9	19	17	31	19	7	5	-
LOUISIANA EASTERN	622	198	50	31	27	56	34	10	3	1	6	-
LOUISIANA MIDDLE	73	35	2	5	3	22	3	2	-	-	2	-
LOUISIANA WESTERN	371	85	7	19	27	15	17	9	-	3	3	5
MISSISSIPPI NORTHERN	131	43	4	6	10	16	7	11	-	2	8	1
MISSISSIPPI SOUTHERN	125	22	5	3	7	10	7	25	-	7	14	4
TEXAS NORTHERN	622	297	61	72	53	70	41	37	4	4	23	6
TEXAS EASTERN	162	45	15	4	9	12	5	18	-	1	15	2
TEXAS SOUTHERN	1,051	537	84	65	117	181	90	70	-	2	35	33
TEXAS WESTERN	1,020	682	87	166	83	231	135	45	8	3	16	18
CANAL ZONE	330	151	64	43	14	13	17	12	-	1	11	-

**TABLE 3 - 1975**  
**UNITED STATES DISTRICT COURTS**  
**TYPE AND LENGTH OF SENTENCES FOR CONVICTED DEFENDANTS**  
**TWELVE MONTH PERIOD ENDED JUNE 30, 1975**

CIRCUIT AND DISTRICT	TERMS OF PROBATION					PROBATION W/O SUPERVISION SUSPENDED SENTENCE	FINE ONLY			
	TOTAL	12 MOS. AND UNDER	13-24 MOS.	25-48 MOS.	49 MOS. AND OVER		TOTAL	LESS THAN \$1,000	\$1,000-9,999	\$10,000 AND OVER
TOTAL ALL DISTRICTS	16,152	3,620	4,847	6,765	2,920	1,504	1,883	1,285	476	122
DISTRICT OF COLUMBIA	345	85	96	128	36	15	40	12	20	8
FIRST CIRCUIT	549	156	258	102	33	48	49	31	13	-
MAINE	50	14	32	4	-	4	7	4	3	-
MASSACHUSETTS	281	47	166	63	5	6	15	9	6	-
NEW HAMPSHIRE	37	18	8	8	3	-	9	7	2	-
RHODE ISLAND	91	64	21	3	3	2	11	5	6	-
PUERTO RICO	90	13	31	24	22	36	7	6	1	-
SECOND CIRCUIT	1,434	239	498	541	156	89	111	58	33	20
CONNECTICUT	162	34	66	53	9	-	10	9	1	-
NEW YORK NORTHERN	87	30	28	28	1	-	12	6	5	1
NEW YORK EASTERN	412	36	119	190	67	27	26	11	9	6
NEW YORK SOUTHERN	595	104	210	207	74	38	42	13	16	13
NEW YORK WESTERN	110	26	51	31	2	8	13	12	1	-
VERMONT	68	9	24	32	3	16	8	7	1	-
THIRD CIRCUIT	1,473	249	393	523	308	51	165	81	60	24
DELAWARE	83	16	14	40	13	-	6	2	4	-
NEW JERSEY	374	48	111	147	70	21	65	21	25	19
PENNSYLVANIA EASTERN	583	93	123	193	174	13	33	14	17	2
PENNSYLVANIA MIDDLE	117	23	63	28	3	-	18	14	3	1
PENNSYLVANIA WESTERN	253	28	66	112	47	-	29	16	11	2
VIRGIN ISLANDS	63	43	16	3	1	17	14	14	-	-
FOURTH CIRCUIT	1,803	177	409	732	485	81	178	122	46	10
MARYLAND	435	48	156	155	76	12	24	14	9	1
NO CAROLINA EASTERN	194	19	25	66	84	1	15	13	2	-
NO CAROLINA MIDDLE	162	12	10	62	78	7	4	2	2	-
NO CAROLINA WESTERN	192	6	14	67	105	6	11	9	1	1
SOUTH CAROLINA	211	11	31	108	61	14	9	7	2	-
VIRGINIA EASTERN	304	36	70	137	61	35	68	57	7	4
VIRGINIA WESTERN	190	22	58	97	13	6	37	16	18	3
W VIRGINIA NORTHERN	19	-	6	10	3	-	2	-	2	-
W VIRGINIA SOUTHERN	96	23	39	30	4	-	8	4	3	1
FIFTH CIRCUIT	3,263	648	681	1,340	594	439	521	442	72	7
ALABAMA NORTHERN	253	13	65	142	33	3	20	17	3	-
ALABAMA MIDDLE	94	8	6	76	2	3	19	15	4	-
ALABAMA SOUTHERN	72	10	16	22	24	-	18	17	1	-
FLORIDA NORTHERN	50	5	8	30	7	2	6	2	2	2
FLORIDA MIDDLE	339	57	116	148	18	20	36	23	10	3
FLORIDA SOUTHERN	267	83	89	66	29	73	23	12	10	1
GEORGIA NORTHERN	261	26	85	117	33	8	30	18	12	-
GEORGIA MIDDLE	100	5	18	18	59	20	12	10	2	-
GEORGIA SOUTHERN	269	176	29	53	11	24	38	35	3	-
LOUISIANA EASTERN	202	30	33	101	38	87	125	118	7	-
LOUISIANA MIDDLE	21	4	2	14	1	3	12	12	-	-
LOUISIANA WESTERN	145	14	19	45	67	27	105	101	4	-
MISSISSIPPI NORTHERN	70	8	16	41	5	3	4	3	1	-
MISSISSIPPI SOUTHERN	54	6	29	14	5	10	4	2	2	-
TEXAS NORTHERN	268	53	56	98	58	10	13	9	4	-
TEXAS EASTERN	77	7	19	31	20	5	17	15	2	-
TEXAS SOUTHERN	365	36	38	195	96	66	13	9	3	1
TEXAS WESTERN	240	31	32	90	87	41	12	10	2	-
CANAL ZONE	119	78	3	39	1	34	14	14	-	-

**TABLE 3 - 1975**  
**UNITED STATES DISTRICT COURTS**  
**TYPE AND LENGTH OF SENTENCES FOR CONVICTED DEFENDANTS**  
**TWELVE MONTH PERIOD ENDED JUNE 30, 1975**

CIRCUIT AND DISTRICT	TOTAL	TERMS OF IMPRISONMENT						PROBATION TERMS OF SPLIT SENTENCES				
		TOTAL	12 MOS. AND UNDER	13-24 MOS.	25-36 MOS.	37-60 MOS.	61 MOS. AND OVER	TOTAL	12 MOS. AND UNDER	13-24 MOS.	25-48 MOS.	49 MOS. AND OVER
<b>SIXTH CIRCUIT</b>	<b>4,284</b>	<b>1,837</b>	<b>344</b>	<b>348</b>	<b>301</b>	<b>474</b>	<b>370</b>	<b>130</b>	<b>16</b>	<b>56</b>	<b>39</b>	<b>19</b>
KENTUCKY EASTERN	399	233	57	51	31	58	36	14	2	-	9	3
KENTUCKY WESTERN	411	193	58	43	16	33	43	4	1	2	1	-
MICHIGAN EASTERN	1,465	609	68	109	139	167	126	31	2	22	7	-
MICHIGAN WESTERN	222	56	7	3	8	9	29	3	1	-	-	2
OHIO NORTHERN	679	221	54	45	20	51	51	24	3	4	5	12
OHIO SOUTHERN	318	151	18	28	28	48	29	18	3	9	6	-
TENNESSEE EASTERN	247	134	28	24	14	54	14	9	-	9	-	-
TENNESSEE MIDDLE	287	113	33	22	16	25	17	15	3	6	4	2
TENNESSEE WESTERN	256	127	21	23	29	29	25	12	1	4	7	-
<b>SEVENTH CIRCUIT</b>	<b>2,298</b>	<b>873</b>	<b>155</b>	<b>155</b>	<b>147</b>	<b>225</b>	<b>191</b>	<b>86</b>	<b>6</b>	<b>23</b>	<b>35</b>	<b>22</b>
ILLINOIS NORTHERN	924	311	53	84	62	71	41	36	-	4	20	12
ILLINOIS EASTERN	166	71	-	11	15	22	23	4	-	-	3	1
ILLINOIS SOUTHERN	156	61	4	3	10	25	19	10	-	2	4	4
INDIANA NORTHERN	395	201	17	28	25	69	62	13	-	5	4	4
INDIANA SOUTHERN	371	138	39	15	25	26	33	19	3	11	4	1
WISCONSIN EASTERN	217	62	21	12	7	10	12	4	3	1	-	-
WISCONSIN WESTERN	69	29	21	2	3	2	1	-	-	-	-	-
<b>EIGHTH CIRCUIT</b>	<b>2,622</b>	<b>761</b>	<b>111</b>	<b>128</b>	<b>165</b>	<b>232</b>	<b>125</b>	<b>74</b>	<b>9</b>	<b>24</b>	<b>39</b>	<b>2</b>
ARKANSAS EASTERN	241	87	9	18	27	27	6	13	3	10	-	-
ARKANSAS WESTERN	87	33	5	9	5	5	9	2	-	2	-	-
IOWA NORTHERN	103	30	6	6	4	11	3	2	-	-	2	-
IOWA SOUTHERN	151	33	3	2	12	10	6	1	-	-	1	-
MINNESOTA	287	117	23	30	24	21	19	11	1	4	6	-
MISSOURI EASTERN	383	196	10	17	41	73	55	16	-	2	13	1
MISSOURI WESTERN	443	126	33	21	21	32	19	11	2	1	7	1
NEBRASKA	182	55	4	5	14	30	2	10	-	1	9	-
NORTH DAKOTA	115	24	7	4	3	7	3	7	2	4	1	-
SOUTH DAKOTA	230	60	11	16	14	16	3	1	1	-	-	-
<b>NINTH CIRCUIT</b>	<b>8,103</b>	<b>2,896</b>	<b>943</b>	<b>474</b>	<b>399</b>	<b>712</b>	<b>368</b>	<b>637</b>	<b>20</b>	<b>55</b>	<b>267</b>	<b>295</b>
ALASKA	164	26	8	1	3	8	6	4	1	2	1	-
ARIZONA	1,076	592	146	155	91	163	37	33	2	7	16	8
CALIFORNIA NORTHERN	562	181	35	34	21	54	37	30	1	8	15	6
CALIFORNIA EASTERN	1,026	327	223	21	18	38	27	212	4	3	16	190
CALIFORNIA CENTRAL	1,679	518	143	80	78	127	90	112	2	4	73	33
CALIFORNIA SOUTHERN	2,152	692	320	92	93	136	51	161	3	11	113	34
HAWAII	123	21	3	4	3	8	3	5	-	-	1	4
IDAH0	99	30	3	11	7	7	2	7	-	2	5	-
MONTANA	123	26	-	2	1	12	11	6	3	-	3	-
NEVADA	213	78	13	7	11	32	15	7	1	1	1	4
OREGON	219	114	11	11	16	36	40	16	-	2	5	9
WASHINGTON EASTERN	144	46	4	15	4	17	6	17	2	12	2	1
WASHINGTON WESTERN	485	231	33	37	51	72	38	26	1	3	16	6
GUAM	38	14	1	4	2	2	5	1	-	-	1	-
<b>TENTH CIRCUIT</b>	<b>1,636</b>	<b>721</b>	<b>97</b>	<b>105</b>	<b>120</b>	<b>257</b>	<b>142</b>	<b>43</b>	<b>5</b>	<b>6</b>	<b>15</b>	<b>16</b>
COLORADO	348	137	27	31	25	35	19	11	3	3	5	-
KANSAS	392	205	20	19	32	91	43	12	1	2	3	6
NEW MEXICO	268	116	14	12	22	50	18	14	-	-	6	8
OKLAHOMA NORTHERN	114	53	3	8	8	21	13	3	1	-	1	1
OKLAHOMA EASTERN	68	24	3	5	3	7	6	-	-	-	-	-
OKLAHOMA WESTERN	257	148	29	21	25	38	35	2	-	-	1	1
UTAH	80	8	-	1	1	1	5	-	-	-	-	-
WYOMING	109	30	1	8	4	14	3	1	-	1	-	-

**TABLE 3 - 1975**  
**UNITED STATES DISTRICT COURTS**  
**TYPE AND LENGTH OF SENTENCES FOR CONVICTED DEFENDANTS**  
**TWELVE MONTH PERIOD ENDED JUNE 30, 1975**

CIRCUIT AND DISTRICT	TERMS OF PROBATION					PROBATION W/O SUPERVISION SUSPENDED SENTENCE	FINE ONLY			
	TOTAL	12 MOS. AND UNDER	13-24 MOS.	25-48 MOS.	49 MOS. AND OVER		TOTAL	LESS THAN \$1,000	\$1,000-9,999	\$10,000 AND OVER
<b>SIXTH CIRCUIT</b>	<b>2,040</b>	<b>356</b>	<b>909</b>	<b>589</b>	<b>186</b>	<b>90</b>	<b>187</b>	<b>110</b>	<b>65</b>	<b>12</b>
KENTUCKY EASTERN	136	18	16	39	61	8	8	7	1	-
KENTUCKY WESTERN	193	27	140	20	6	2	19	12	7	-
MICHIGAN EASTERN	716	70	423	215	8	42	67	46	17	4
MICHIGAN WESTERN	149	22	56	52	19	3	11	8	3	-
OHIO NORTHERN	388	123	104	100	61	16	30	6	21	3
OHIO SOUTHERN	131	22	57	49	3	4	14	10	4	-
TENNESSEE EASTERN	86	13	44	22	7	3	15	10	5	-
TENNESSEE MIDDLE	139	56	48	28	7	7	13	8	2	3
TENNESSEE WESTERN	102	5	19	64	14	5	10	3	5	2
<b>SEVENTH CIRCUIT</b>	<b>1,194</b>	<b>217</b>	<b>356</b>	<b>439</b>	<b>182</b>	<b>26</b>	<b>119</b>	<b>59</b>	<b>48</b>	<b>12</b>
ILLINOIS NORTHERN	517	45	120	238	114	13	47	21	24	2
ILLINOIS EASTERN	87	10	16	43	18	1	3	2	1	-
ILLINOIS SOUTHERN	70	6	14	39	11	4	11	1	4	6
INDIANA NORTHERN	166	29	53	58	26	4	11	3	8	-
INDIANA SOUTHERN	205	59	90	48	8	-	9	7	2	-
WISCONSIN EASTERN	115	56	43	12	4	-	36	24	8	4
WISCONSIN WESTERN	34	12	20	1	1	4	2	1	1	-
<b>EIGHTH CIRCUIT</b>	<b>1,529</b>	<b>626</b>	<b>399</b>	<b>405</b>	<b>99</b>	<b>36</b>	<b>222</b>	<b>186</b>	<b>33</b>	<b>3</b>
ARKANSAS EASTERN	127	13	57	53	4	6	8	5	3	-
ARKANSAS WESTERN	50	5	26	19	-	-	2	1	-	1
IOWA NORTHERN	55	7	25	22	1	-	16	14	1	1
IOWA SOUTHERN	60	7	19	30	1	5	52	51	1	-
MINNESOTA	139	39	60	31	9	4	16	11	5	-
MISSOURI EASTERN	159	9	24	99	27	1	11	8	3	-
MISSOURI WESTERN	624	447	69	83	25	13	69	62	6	1
NEBRASKA	90	27	30	18	15	2	25	21	4	-
NORTH DAKOTA	69	17	45	5	2	3	12	6	6	-
SOUTH DAKOTA	156	55	44	45	12	2	11	7	4	-
<b>NINTH CIRCUIT</b>	<b>3,725</b>	<b>719</b>	<b>673</b>	<b>1,620</b>	<b>703</b>	<b>614</b>	<b>231</b>	<b>143</b>	<b>64</b>	<b>24</b>
ALASKA	94	28	50	12	4	5	35	31	3	1
ARIZONA	376	59	78	166	73	46	29	20	9	-
CALIFORNIA NORTHERN	311	58	82	122	49	20	20	7	4	9
CALIFORNIA EASTERN	386	128	67	114	77	86	15	12	3	-
CALIFORNIA CENTRAL	977	142	171	512	152	31	41	18	13	10
CALIFORNIA SOUTHERN	917	183	99	441	194	364	18	10	4	4
HAWAII	73	7	17	31	18	1	23	10	13	-
IDAH0	55	12	14	24	5	1	6	3	3	-
MONTANA	73	19	17	24	13	8	10	10	-	-
NEVADA	108	14	10	42	42	13	7	2	5	-
OREGON	76	7	5	14	50	7	6	3	3	-
WASHINGTON EASTERN	72	10	19	38	5	7	2	2	-	-
WASHINGTON WESTERN	186	44	43	82	17	25	17	13	4	-
GUAM	21	8	1	8	4	-	2	2	-	-
<b>TENTH CIRCUIT</b>	<b>797</b>	<b>148</b>	<b>175</b>	<b>336</b>	<b>138</b>	<b>15</b>	<b>60</b>	<b>41</b>	<b>17</b>	<b>2</b>
COLORADO	181	40	44	82	15	2	17	15	2	-
KANSAS	169	24	16	96	33	2	4	3	1	-
NEW MEXICO	117	20	18	37	42	4	17	9	6	2
OKLAHOMA NORTHERN	54	9	10	31	4	2	2	-	-	-
OKLAHOMA EASTERN	41	4	15	20	2	-	3	-	3	-
OKLAHOMA WESTERN	97	18	15	46	18	2	8	3	5	-
UTAH	69	3	20	22	24	1	2	2	-	-
WYOMING	69	30	37	2	-	2	7	7	-	-

**TABLE 3 - 1976**  
**UNITED STATES DISTRICT COURTS**  
**TYPE AND LENGTH OF SENTENCES FOR CONVICTED DEFENDANTS**  
**TWELVE MONTH PERIOD ENDED JUNE 30, 1976**

CIRCUIT AND DISTRICT	TOTAL	TERMS OF IMPRISONMENT						PROBATION TERMS OF SPLIT SENTENCES				
		TOTAL	12 MOS. AND UNDER	13-24 MOS.	25-36 MOS.	37-60 MOS.	61 MOS. AND OVER	TOTAL	12 MOS. AND UNDER	13-24 MOS.	25-48 MOS.	49 MOS. AND OVER
TOTAL ALL DISTRICTS	40,715	16,237	3,428	2,879	2,522	4,308	3,100	2,591	347	597	974	673
DISTRICT OF COLUMBIA	852	441	69	20	69	157	126	13	2	3	7	1
FIRST CIRCUIT	1,091	337	81	82	36	66	72	108	11	70	23	4
MAINE	63	26	10	7	2	4	3	4	-	4	-	-
MASSACHUSETTS	655	181	33	55	17	33	43	94	11	65	16	2
NEW HAMPSHIRE	44	6	1	-	1	-	4	-	-	-	-	-
RHODE ISLAND	94	21	4	5	7	4	1	7	-	-	6	1
PUERTO RICO	235	103	33	15	9	25	21	3	-	1	1	1
SECOND CIRCUIT	2,931	1,094	231	178	155	289	241	249	32	80	99	38
CONNECTICUT	287	118	34	28	10	23	23	15	3	3	5	4
NEW YORK NORTHERN	116	41	18	7	2	10	3	5	-	3	2	-
NEW YORK EASTERN	944	338	39	41	50	119	89	93	10	10	53	20
NEW YORK SOUTHERN	1,288	507	121	85	72	116	113	123	16	59	34	14
NEW YORK WESTERN	210	62	12	12	15	14	9	3	1	1	1	-
VERMONT	86	28	7	5	5	7	4	10	2	4	4	-
THIRD CIRCUIT	2,800	993	206	160	135	248	244	164	42	46	35	41
DELAWARE	131	52	12	2	6	18	14	8	2	6	-	-
NEW JERSEY	877	242	52	41	33	43	73	42	3	11	9	19
PENNSYLVANIA EASTERN	866	307	59	58	48	79	63	21	2	2	8	9
PENNSYLVANIA MIDDLE	195	87	27	19	9	22	10	11	-	4	6	1
PENNSYLVANIA WESTERN	436	186	4	19	28	68	67	24	-	5	8	11
VIRGIN ISLANDS	295	119	52	21	11	18	17	58	35	18	4	1
FOURTH CIRCUIT	4,066	1,596	269	303	206	423	395	176	17	50	77	32
MARYLAND	1,007	309	39	40	31	91	108	59	5	28	21	5
NO CAROLINA EASTERN	315	125	5	4	18	57	41	16	1	1	7	7
NO CAROLINA MIDDLE	321	163	28	58	22	29	26	13	1	-	6	6
NO CAROLINA WESTERN	305	110	16	25	23	24	22	4	1	-	1	2
SOUTH CAROLINA	540	239	19	65	42	55	58	27	2	-	19	6
VIRGINIA EASTERN	1,062	435	115	69	48	85	118	42	7	11	19	5
VIRGINIA WESTERN	225	61	11	13	8	22	7	7	-	4	2	1
W VIRGINIA NORTHERN	81	49	11	8	3	22	5	-	-	-	-	-
W VIRGINIA SOUTHERN	210	105	25	21	11	38	10	8	-	6	2	-
FIFTH CIRCUIT	10,199	3,840	630	751	711	1,118	830	508	37	103	225	143
ALABAMA NORTHERN	678	291	27	63	76	78	47	25	1	8	14	2
ALABAMA MIDDLE	248	133	24	12	15	64	18	4	-	1	2	1
ALABAMA SOUTHERN	210	95	1	13	20	45	16	26	-	1	9	16
FLORIDA NORTHERN	168	117	31	23	20	28	15	10	-	2	8	-
FLORIDA MIDDLE	661	281	33	65	62	74	47	43	-	19	20	4
FLORIDA SOUTHERN	934	480	103	120	89	114	54	76	12	31	28	5
GEORGIA NORTHERN	534	257	35	61	44	76	41	35	3	7	14	11
GEORGIA MIDDLE	321	99	10	22	10	25	32	23	-	-	10	13
GEORGIA SOUTHERN	1,305	94	45	22	7	13	7	14	2	2	9	1
LOUISIANA EASTERN	836	220	49	32	40	63	36	20	5	1	10	4
LOUISIANA MIDDLE	145	48	12	4	6	19	7	11	1	6	4	-
LOUISIANA WESTERN	805	71	12	23	11	17	8	6	1	1	1	3
MISSISSIPPI NORTHERN	100	24	4	4	4	8	4	6	-	-	6	-
MISSISSIPPI SOUTHERN	126	51	9	5	8	18	11	20	-	1	9	10
TEXAS NORTHERN	608	333	44	69	79	99	42	33	4	7	18	4
TEXAS EASTERN	170	63	11	11	24	13	4	11	-	6	4	1
TEXAS SOUTHERN	1,323	543	69	76	134	162	102	96	-	5	45	46
TEXAS WESTERN	747	493	38	86	49	187	133	30	4	2	2	22
CANAL ZONE	280	147	73	40	13	15	6	19	4	3	12	-

**TABLE 3 - 1976**  
**UNITED STATES DISTRICT COURTS**  
**TYPE AND LENGTH OF SENTENCES FOR CONVICTED DEFENDANTS**  
**TWELVE MONTH PERIOD ENDED JUNE 30, 1976**

CIRCUIT AND DISTRICT	TOTAL	TERMS OF PROBATION				PROBATION W/O SUPERVISION SUSPENDED SENTENCE	FINE ONLY		
		12 MOS. AND UNDER	13-24 MOS.	25-48 MOS.	49 MOS. AND OVER		TOTAL	LESS THAN \$1,000	\$1,000- 9,999
TOTAL ALL DISTRICTS	17,141	3,214	4,504	6,299	3,124	1,503	3,243	2,594	460
DISTRICT OF COLUMBIA	317	48	95	165	69	4	17	11	6
FIRST CIRCUIT	537	118	272	121	26	46	63	35	26
MAINE	24	9	12	3	-	2	7	3	4
MASSACHUSETTS	333	62	184	78	9	11	36	22	13
NEW HAMPSHIRE	37	4	21	10	2	-	1	-	1
RHODE ISLAND	53	36	14	2	1	3	10	5	5
PUERTO RICO	90	7	41	28	14	30	9	5	3
SECOND CIRCUIT	1,405	262	401	544	198	73	110	40	34
CONNECTICUT	145	31	60	40	14	-	9	8	1
NEW YORK NORTHERN	57	25	20	10	2	3	10	9	-
NEW YORK EASTERN	445	43	87	217	98	19	49	8	11
NEW YORK SOUTHERN	596	123	200	198	75	37	25	6	14
NEW YORK WESTERN	127	36	25	58	8	6	12	4	8
VERMONT	35	4	9	21	1	8	5	-	-
THIRD CIRCUIT	1,409	242	367	474	326	81	153	70	57
DELAWARE	60	10	12	28	10	4	7	4	2
NEW JERSEY	494	102	146	152	94	29	70	25	32
PENNSYLVANIA EASTERN	508	59	113	175	161	9	21	6	8
PENNSYLVANIA MIDDLE	72	6	38	22	6	3	22	16	6
PENNSYLVANIA WESTERN	207	22	35	96	54	-	19	5	9
VIRGIN ISLANDS	68	43	23	1	1	36	14	14	-
FOURTH CIRCUIT	1,823	319	473	614	417	64	407	374	30
MARYLAND	525	139	202	124	60	16	98	97	1
NO CAROLINA EASTERN	161	16	22	53	70	1	12	7	4
NO CAROLINA MIDDLE	123	9	16	47	51	3	19	9	10
NO CAROLINA WESTERN	173	15	37	38	83	3	15	10	5
SOUTH CAROLINA	249	9	38	145	57	15	10	5	4
VIRGINIA EASTERN	337	85	68	112	72	17	231	228	3
VIRGINIA WESTERN	139	24	32	64	19	9	9	8	1
W VIRGINIA NORTHERN	32	1	15	11	5	-	-	-	-
W VIRGINIA SOUTHERN	84	21	43	20	-	-	13	10	2
FIFTH CIRCUIT	3,533	713	693	1,371	756	610	1,708	1,587	78
ALABAMA NORTHERN	334	31	106	144	53	4	24	15	9
ALABAMA MIDDLE	98	6	12	68	12	-	13	13	-
ALABAMA SOUTHERN	77	19	17	16	25	-	12	12	-
FLORIDA NORTHERN	36	1	6	23	6	-	5	5	-
FLORIDA MIDDLE	299	19	99	153	28	16	22	7	12
FLORIDA SOUTHERN	290	81	84	95	30	71	17	9	5
GEORGIA NORTHERN	220	31	63	70	56	-	22	10	11
GEORGIA MIDDLE	142	2	10	90	40	57	-	-	-
GEORGIA SOUTHERN	363	274	29	45	15	56	778	778	-
LOUISIANA EASTERN	284	53	89	116	56	149	152	141	4
LOUISIANA MIDDLE	46	12	24	8	2	15	25	17	-
LOUISIANA WESTERN	133	25	19	25	64	72	523	517	5
MISSISSIPPI NORTHERN	64	3	18	39	4	1	5	2	3
MISSISSIPPI SOUTHERN	46	4	5	18	19	4	19	5	10
TEXAS NORTHERN	219	30	43	109	37	3	10	10	-
TEXAS EASTERN	83	16	20	35	12	106	39	11	16
TEXAS SOUTHERN	539	30	40	256	213	43	9	5	1
TEXAS WESTERN	172	18	24	46	84	8	28	28	-
CANAL ZONE	78	58	5	15	-	-	-	-	-

**TABLE 3 - 1976**  
**UNITED STATES DISTRICT COURTS**  
**TYPE AND LENGTH OF SENTENCES FOR CONVICTED DEFENDANTS**  
**TWELVE MONTH PERIOD ENDED JUNE 30, 1976**

CIRCUIT AND DISTRICT	TOTAL	TERMS OF IMPRISONMENT						PROBATION TERMS OF SPLIT SENTENCES				
		TOTAL	12 MOS. AND UNDER	13-24 MOS.	25-36 MOS.	37-60 MOS.	61 MOS. AND OVER	TOTAL	12 MOS. AND UNDER	13-24 MOS.	25-48 MOS.	49 MOS. AND OVER
<b>SIXTH CIRCUIT</b>	<b>4,312</b>	<b>1,995</b>	<b>341</b>	<b>394</b>	<b>363</b>	<b>490</b>	<b>407</b>	<b>199</b>	<b>18</b>	<b>85</b>	<b>63</b>	<b>33</b>
KENTUCKY EASTERN	367	241	43	74	36	60	28	20	1	-	3	16
KENTUCKY WESTERN	386	193	41	40	21	51	40	18	-	13	5	-
MICHIGAN EASTERN	1,478	728	115	158	151	168	136	56	6	40	9	1
MICHIGAN WESTERN	250	69	12	1	12	19	25	4	-	1	3	-
OHIO NORTHERN	728	250	51	40	50	61	48	36	3	3	17	13
OHIO SOUTHERN	425	223	16	31	42	51	83	20	4	4	11	1
TENNESSEE EASTERN	195	92	16	18	13	29	16	16	2	7	6	1
TENNESSEE MIDDLE	282	106	27	20	17	24	18	13	-	8	4	1
TENNESSEE WESTERN	201	93	20	12	21	27	13	16	2	9	5	-
<b>SEVENTH CIRCUIT</b>	<b>2,116</b>	<b>926</b>	<b>188</b>	<b>176</b>	<b>137</b>	<b>232</b>	<b>193</b>	<b>149</b>	<b>19</b>	<b>32</b>	<b>66</b>	<b>32</b>
ILLINOIS NORTHERN	845	351	66	87	56	81	61	74	5	9	36	24
ILLINOIS EASTERN	184	84	2	21	24	20	17	11	-	-	10	1
ILLINOIS SOUTHERN	132	39	10	1	6	14	8	9	-	3	3	3
INDIANA NORTHERN	394	198	29	26	26	67	50	25	3	11	8	3
INDIANA SOUTHERN	322	154	32	22	19	40	41	22	7	6	8	1
WISCONSIN EASTERN	171	59	23	11	3	9	13	7	4	2	1	-
WISCONSIN WESTERN	68	41	26	8	3	1	3	1	-	1	-	-
<b>EIGHTH CIRCUIT</b>	<b>2,656</b>	<b>941</b>	<b>138</b>	<b>150</b>	<b>174</b>	<b>302</b>	<b>177</b>	<b>120</b>	<b>12</b>	<b>49</b>	<b>52</b>	<b>7</b>
ARKANSAS EASTERN	295	112	12	24	21	34	21	47	3	24	17	3
ARKANSAS WESTERN	67	22	2	6	5	3	6	3	-	2	1	-
IOWA NORTHERN	105	31	-	6	3	17	5	1	-	1	-	-
IOWA SOUTHERN	129	52	5	3	5	28	11	2	-	1	1	-
MINNESOTA	317	169	47	38	21	40	23	9	2	5	2	-
MISSOURI EASTERN	403	227	14	18	60	74	61	24	1	4	18	1
MISSOURI WESTERN	765	151	19	27	26	46	33	18	3	6	7	2
NEBRASKA	152	44	5	8	12	15	4	6	3	2	1	-
NORTH DAKOTA	113	45	14	5	1	20	5	2	-	1	-	1
SOUTH DAKOTA	304	83	20	15	20	25	8	8	-	3	5	-
<b>NINTH CIRCUIT</b>	<b>8,023</b>	<b>3,277</b>	<b>1,144</b>	<b>555</b>	<b>380</b>	<b>700</b>	<b>498</b>	<b>829</b>	<b>156</b>	<b>64</b>	<b>266</b>	<b>323</b>
ALASKA	174	38	11	6	4	5	8	5	3	-	2	-
ARIZONA	1,250	780	230	199	105	194	52	58	4	9	32	13
CALIFORNIA NORTHERN	627	249	48	32	31	63	75	35	-	8	15	12
CALIFORNIA EASTERN	999	296	160	24	12	51	49	322	139	5	20	158
CALIFORNIA CENTRAL	1,774	658	187	98	78	137	158	175	1	9	56	69
CALIFORNIA SOUTHERN	1,743	735	406	113	52	102	52	122	2	11	48	31
HAWAII	142	44	5	11	4	16	8	9	1	1	4	3
IDAH0	135	46	17	11	9	6	3	7	-	3	2	2
MONTANA	158	35	4	2	9	13	7	5	-	1	3	1
NEVADA	218	90	16	9	18	29	18	16	-	4	1	11
OREGON	181	81	10	10	16	22	23	14	-	1	3	10
WASHINGTON EASTERN	142	45	5	11	6	14	9	15	2	6	6	1
WASHINGTON WESTERN	451	175	44	28	24	44	35	36	4	6	14	12
GUAM	29	5	1	1	2	-	1	-	-	-	-	-
<b>TENTH CIRCUIT</b>	<b>1,669</b>	<b>797</b>	<b>131</b>	<b>110</b>	<b>156</b>	<b>283</b>	<b>117</b>	<b>76</b>	<b>1</b>	<b>15</b>	<b>41</b>	<b>19</b>
COLORADO	289	118	17	24	16	39	22	12	-	3	7	2
KANSAS	377	183	14	14	37	86	32	18	-	4	13	1
NEW MEXICO	282	151	33	18	29	58	13	31	1	4	11	15
OKLAHOMA NORTHERN	185	70	3	14	24	24	5	6	-	-	5	1
OKLAHOMA EASTERN	62	25	3	3	5	8	6	-	-	-	-	-
OKLAHOMA WESTERN	237	160	51	28	25	36	20	4	-	1	3	-
UTAH	130	37	5	4	4	9	15	1	-	-	1	-
WYOMING	127	53	5	5	16	23	4	4	-	3	1	-

**TABLE 3 - 1976**  
**UNITED STATES DISTRICT COURTS**  
**TYPE AND LENGTH OF SENTENCES FOR CONVICTED DEFENDANTS**  
**TWELVE MONTH PERIOD ENDED JUNE 30, 1976**

TOTAL	TERMS OF PROBATION					PROBATION W/O SUPERVISION SUSPENDED SENTENCE	FINE ONLY				CIRCUIT AND DISTRICT
	12 MOS. AND UNDER	13-24 MOS.	25-48 MOS.	49 MOS. AND OVER			TOTAL	LESS THAN \$1,000	\$1,000- 9,999	\$10,000 AND OVER	
<b>1,863</b>	<b>313</b>	<b>768</b>	<b>562</b>	<b>220</b>		<b>25</b>	<b>230</b>	<b>121</b>	<b>84</b>	<b>25</b>	<b>SIXTH CIRCUIT</b>
93	7	10	23	53		-	13	5	3	5	KENTUCKY EASTERN
142	36	80	24	2		1	32	13	14	5	KENTUCKY WESTERN
615	65	337	200	13		10	69	28	33	8	MICHIGAN EASTERN
143	28	44	55	16		-	34	19	12	3	MICHIGAN WESTERN
418	82	132	111	93		2	22	13	8	1	OHIO NORTHERN
167	16	52	76	23		5	10	8	1	1	OHIO SOUTHERN
71	10	42	14	5		-	16	13	3	-	TENNESSEE EASTERN
137	53	48	25	11		5	21	19	2	-	TENNESSEE MIDDLE
77	16	23	34	4		2	13	3	8	2	TENNESSEE WESTERN
<b>951</b>	<b>170</b>	<b>213</b>	<b>398</b>	<b>170</b>		<b>26</b>	<b>64</b>	<b>25</b>	<b>26</b>	<b>13</b>	<b>SEVENTH CIRCUIT</b>
398	32	66	181	119		12	10	4	5	1	ILLINOIS NORTHERN
87	18	12	41	16		-	2	2	-	-	ILLINOIS EASTERN
70	7	15	40	8		2	12	2	4	6	ILLINOIS SOUTHERN
159	25	36	81	17		4	8	5	3	-	INDIANA NORTHERN
133	45	48	37	2		2	11	6	4	1	INDIANA SOUTHERN
83	33	28	15	7		4	18	6	7	5	WISCONSIN EASTERN
21	10	8	3	-		2	3	-	3	-	WISCONSIN WESTERN
<b>1,258</b>	<b>379</b>	<b>363</b>	<b>420</b>	<b>96</b>		<b>243</b>	<b>94</b>	<b>75</b>	<b>19</b>	<b>-</b>	<b>EIGHTH CIRCUIT</b>
117	9	43	58	7		8	11	7	4	-	ARKANSAS EASTERN
38	4	21	10	3		2	2	1	1	-	ARKANSAS WESTERN
61	9	24	23	5		-	12	12	-	-	IOWA NORTHERN
62	11	8	37	6		1	12	11	1	-	IOWA SOUTHERN
137	24	71	38	4		-	2	2	-	-	MINNESOTA
147	8	17	98	24		2	3	2	1	-	MISSOURI EASTERN
358	224	48	64	22		228	11	9	2	-	MISSOURI WESTERN
84	27	34	19	4		1	17	14	3	-	NEBRASKA
58	10	37	9	2		-	13	6	7	-	NORTH DAKOTA
196	53	60	64	19		1	11	11	-	-	SOUTH DAKOTA
<b>3,275</b>	<b>548</b>	<b>685</b>	<b>1,315</b>	<b>727</b>		<b>311</b>	<b>331</b>	<b>203</b>	<b>90</b>	<b>38</b>	<b>NINTH CIRCUIT</b>
80	27	29	22	2		-	51	35	12	4	ALASKA
384	66	66	181	71		17	11	8	2	1	ARIZONA
303	65	75	98	65		8	32	8	13	11	CALIFORNIA NORTHERN
297	39	67	60	81		46	38	34	3	1	CALIFORNIA EASTERN
903	110	188	416	189		14	24	8	10	6	CALIFORNIA CENTRAL
680	100	96	335	149		179	17	11	2	4	CALIFORNIA SOUTHERN
64	13	10	22	19		6	19	5	9	5	HAWAII
68	23	11	29	5		1	13	5	7	1	IDAH0
94	11	37	26	20		8	16	6	10	-	MONTANA
90	11	26	21	32		18	4	3	1	-	NEVADA
65	-	5	18	42		1	20	6	11	3	OREGON
73	4	27	30	12		3	6	6	-	-	WASHINGTON EASTERN
153	26	47	51	29		10	77	68	7	2	WASHINGTON WESTERN
21	3	1	6	11		-	3	-	3	-	GUAM
<b>710</b>	<b>102</b>	<b>174</b>	<b>315</b>	<b>119</b>		<b>20</b>	<b>56</b>	<b>53</b>	<b>10</b>	<b>3</b>	<b>TENTH CIRCUIT</b>
141	19	56	53	13		3	15	14	1	-	COLORADO
149	26	19	77	27		5	22	16	6	-	KANSAS
97	10	21	46	20		2	1	1	-	-	NEW MEXICO
66	13	10	47	16		2	1	-	-	-	OKLAHOMA NORTHERN
37	2	4	29	2		-	-	-	-	-	OKLAHOMA EASTERN
69	9	18	34	8		1	3	3	-	-	OKLAHOMA WESTERN
77	15	16	14	32		4	11	5	3	3	UTAH
64	8	30	15	1		3	13	13	-	-	WYOMING

**TABLE 3 - 1977**  
**UNITED STATES DISTRICT COURTS**  
**TYPE AND LENGTH OF SENTENCES FOR CONVICTED DEFENDANTS**  
**TWELVE MONTH PERIOD ENDED JUNE 30, 1977**

CIRCUIT AND DISTRICT	TOTAL	TERMS OF IMPRISONMENT						PROBATION TERMS OF SPLIT SENTENCES				
		TOTAL	12 MOS. AND UNDER	13-24 MOS.	25-36 MOS.	37-60 MOS.	61 MOS. AND OVER	TOTAL	12 MOS. AND UNDER	13-24 MOS.	25-48 MOS.	49 MOS. AND OVER
TOTAL ALL DISTRICTS	41,468	15,619	3,266	2,964	2,451	3,805	3,133	3,986	319	923	1,721	1,023
DISTRICT OF COLUMBIA	997	486	57	57	97	159	116	40	1	7	21	11
FIRST CIRCUIT	1,023	340	90	54	44	85	67	101	14	63	20	4
MAINE	65	17	5	1	1	7	3	5	1	3	1	-
MASSACHUSETTS	589	179	61	38	20	33	27	87	11	57	16	3
NEW HAMPSHIRE	28	6	4	1	1	-	-	-	-	-	-	-
RHODE ISLAND	101	26	5	5	8	6	2	1	1	-	-	-
PUERTO RICO	240	112	15	9	14	39	35	8	1	3	3	1
SECOND CIRCUIT	3,256	1,115	272	183	145	271	244	387	33	115	192	47
CONNECTICUT	286	71	19	14	12	7	19	42	1	24	14	3
NEW YORK NORTHERN	162	53	32	6	2	11	2	5	1	2	2	-
NEW YORK EASTERN	965	328	56	43	47	95	87	128	5	12	90	21
NEW YORK SOUTHERN	1,449	527	127	96	70	129	105	190	26	70	72	22
NEW YORK WESTERN	304	107	28	20	11	21	27	6	-	-	5	1
VERMONT	90	29	10	4	3	8	4	16	-	7	9	-
THIRD CIRCUIT	2,913	1,046	281	174	137	214	240	270	50	76	78	66
DELAWARE	121	43	16	5	6	10	6	8	1	2	4	1
NEW JERSEY	1,164	336	126	37	46	50	77	61	1	24	13	23
PENNSYLVANIA EASTERN	753	282	48	69	39	79	47	51	-	6	22	23
PENNSYLVANIA MIDDLE	194	73	25	11	6	9	22	12	2	2	7	1
PENNSYLVANIA WESTERN	354	173	12	22	24	51	64	57	1	11	28	17
VIRGIN ISLANDS	327	139	54	30	16	15	24	81	45	31	4	1
FOURTH CIRCUIT	3,832	1,317	250	237	165	312	353	325	20	90	118	97
MARYLAND	1,076	312	35	50	38	81	108	104	7	43	43	11
NO CAROLINA EASTERN	261	123	5	4	10	43	61	20	-	1	1	18
NO CAROLINA MIDDLE	277	147	43	46	13	17	28	35	-	-	10	25
NO CAROLINA WESTERN	240	73	4	20	19	12	18	7	-	5	2	-
SOUTH CAROLINA	354	157	17	35	20	36	49	33	-	-	18	15
VIRGINIA EASTERN	1,166	316	106	54	34	70	52	105	12	37	35	21
VIRGINIA WESTERN	174	44	1	7	6	11	19	16	1	4	9	2
W VIRGINIA NORTHERN	83	47	12	7	6	17	5	-	-	-	-	-
W VIRGINIA SOUTHERN	201	98	27	14	19	25	13	5	-	-	-	5
FIFTH CIRCUIT	10,800	3,678	601	800	711	957	609	916	45	138	426	307
ALABAMA NORTHERN	660	259	25	68	72	59	35	43	1	9	29	4
ALABAMA MIDDLE	238	105	27	17	10	41	10	10	1	1	6	2
ALABAMA SOUTHERN	175	72	6	4	12	30	20	28	2	5	18	3
FLORIDA NORTHERN	146	107	25	13	19	27	23	5	-	-	5	-
FLORIDA MIDDLE	539	244	39	51	54	53	47	33	1	12	14	6
FLORIDA SOUTHERN	778	405	94	120	87	61	43	100	8	41	43	8
GEORGIA NORTHERN	563	285	38	53	59	100	35	69	3	17	23	26
GEORGIA MIDDLE	801	93	23	21	11	21	17	14	-	-	3	11
GEORGIA SOUTHERN	1,528	90	20	32	17	11	10	18	3	3	8	4
LOUISIANA EASTERN	771	214	45	56	31	46	36	72	4	5	51	11
LOUISIANA MIDDLE	160	61	10	29	10	10	2	1	-	-	-	1
LOUISIANA WESTERN	552	73	12	24	10	15	12	28	2	2	6	18
MISSISSIPPI NORTHERN	104	37	4	15	7	8	3	7	-	-	7	-
MISSISSIPPI SOUTHERN	141	54	9	11	11	16	7	25	1	4	13	7
TEXAS NORTHERN	684	336	68	69	71	73	95	100	12	18	47	23
TEXAS EASTERN	159	62	19	8	17	10	8	21	3	2	7	9
TEXAS SOUTHERN	1,500	545	60	106	141	155	83	235	-	9	102	124
TEXAS WESTERN	1,035	531	39	72	59	210	151	79	-	6	23	50
CANAL ZONE	266	105	38	31	13	11	12	28	4	3	21	-

**TABLE 3 - 1977**  
**UNITED STATES DISTRICT COURTS**  
**TYPE AND LENGTH OF SENTENCES FOR CONVICTED DEFENDANTS**  
**TWELVE MONTH PERIOD ENDED JUNE 30, 1977**

CIRCUIT AND DISTRICT	TERMS OF PROBATION					PROBATION W/O SUPERVISION SUSPENDED SENTENCE	FINE ONLY			
	TOTAL	12 MOS. AND UNDER	13-24 MOS.	25-48 MOS.	49 MOS. AND OVER		TOTAL	LESS THAN \$1,000	\$1,000-9,999	\$10,000 AND OVER
TOTAL ALL DISTRICTS	15,244	3,093	4,045	5,319	2,787	1,210	5,409	4,802	438	169
DISTRICT OF COLUMBIA	452	96	129	156	71	12	7	6	1	-
FIRST CIRCUIT	488	126	231	96	35	24	70	35	22	13
MAINE	31	4	23	4	-	-	12	3	6	3
MASSACHUSETTS	297	85	157	53	2	2	24	4	11	9
NEW HAMPSHIRE	19	1	5	10	3	1	2	2	-	-
RHODE ISLAND	54	29	17	7	1	13	7	4	2	1
PUERTO RICO	87	7	29	22	29	8	25	22	3	-
SECOND CIRCUIT	1,513	301	444	556	212	40	201	59	109	33
CONNECTICUT	148	33	65	36	14	1	24	4	20	-
NEW YORK NORTHERN	85	41	20	22	2	5	14	12	-	2
NEW YORK EASTERN	447	44	63	239	101	4	58	18	31	9
NEW YORK SOUTHERN	635	137	239	182	77	27	70	9	41	20
NEW YORK WESTERN	163	35	44	68	16	-	28	11	15	2
VERMONT	35	11	13	9	2	3	7	5	2	-
THIRD CIRCUIT	1,388	348	383	422	235	63	146	95	36	15
DELAWARE	61	10	23	25	3	4	5	1	4	-
NEW JERSEY	622	193	203	151	75	38	107	78	22	7
PENNSYLVANIA EASTERN	414	43	83	154	134	3	3	1	2	-
PENNSYLVANIA MIDDLE	92	20	41	23	8	1	16	9	-	7
PENNSYLVANIA WESTERN	112	11	21	65	15	-	12	4	7	1
VIRGIN ISLANDS	87	71	12	4	-	17	3	2	1	-
FOURTH CIRCUIT	1,398	280	342	428	348	111	681	647	28	6
MARYLAND	463	162	164	93	44	42	155	149	5	1
NO CAROLINA EASTERN	106	5	22	12	67	2	10	5	4	1
NO CAROLINA MIDDLE	92	2	8	38	44	1	2	-	2	-
NO CAROLINA WESTERN	153	7	14	66	66	1	6	3	3	-
SOUTH CAROLINA	153	7	23	80	43	-	11	6	5	-
VIRGINIA EASTERN	207	60	33	53	61	60	478	471	4	3
VIRGINIA WESTERN	103	17	28	50	8	2	9	7	2	-
W VIRGINIA NORTHERN	32	4	8	15	5	-	4	3	1	-
W VIRGINIA SOUTHERN	89	16	42	21	10	3	6	3	2	1
FIFTH CIRCUIT	3,351	690	629	1,350	682	270	2,585	2,498	62	25
ALABAMA NORTHERN	316	33	64	172	27	2	40	34	6	-
ALABAMA MIDDLE	59	18	10	22	9	1	63	59	3	1
ALABAMA SOUTHERN	65	9	15	21	20	-	10	10	-	-
FLORIDA NORTHERN	29	1	3	19	6	-	5	3	2	-
FLORIDA MIDDLE	241	28	83	106	24	2	19	9	8	2
FLORIDA SOUTHERN	242	52	97	80	13	11	20	9	9	2
GEORGIA NORTHERN	202	21	45	67	69	1	6	3	-	3
GEORGIA MIDDLE	131	40	10	48	33	1	562	562	-	-
GEORGIA SOUTHERN	286	209	33	35	9	36	1,098	1,096	2	-
LOUISIANA EASTERN	214	54	31	67	62	87	184	174	6	4
LOUISIANA MIDDLE	78	18	20	30	10	-	20	19	1	-
LOUISIANA WESTERN	144	34	18	30	62	41	266	263	3	-
MISSISSIPPI NORTHERN	60	1	10	48	4	-	-	-	-	-
MISSISSIPPI SOUTHERN	42	2	14	13	13	18	2	-	2	-
TEXAS NORTHERN	229	25	29	137	38	3	16	2	10	4
TEXAS EASTERN	64	9	14	26	15	3	9	6	1	2
TEXAS SOUTHERN	662	51	68	360	183	44	14	6	3	6
TEXAS WESTERN	181	34	37	35	75	17	227	220	6	1
CANAL ZONE	106	51	8	37	10	3	24	24	-	-



**TABLE 3 - 1977**  
**UNITED STATES DISTRICT COURTS**  
**TYPE AND LENGTH OF SENTENCES FOR CONVICTED DEFENDANTS**  
**TWELVE MONTH PERIOD ENDED JUNE 30, 1977**

CIRCUIT AND DISTRICT	TOTAL	TERMS OF IMPRISONMENT						PROBATION TERMS OF SPLIT SENTENCES				
		TOTAL	12 MOS. AND UNDER	13-24 MOS.	25-36 MOS.	37-60 MOS.	61 MOS. AND OVER	TOTAL	12 MOS. AND UNDER	13-24 MOS.	25-48 MOS.	49 MOS. AND OVER
<b>SIXTH CIRCUIT</b>	<b>4,123</b>	<b>1,873</b>	<b>381</b>	<b>396</b>	<b>323</b>	<b>415</b>	<b>358</b>	<b>352</b>	<b>33</b>	<b>149</b>	<b>109</b>	<b>61</b>
KENTUCKY EASTERN	287	181	32	43	27	55	24	26	2	3	4	17
KENTUCKY WESTERN	521	227	32	54	28	75	36	40	6	30	2	2
MICHIGAN EASTERN	1,227	665	137	165	132	114	117	80	6	54	16	2
MICHIGAN WESTERN	239	64	7	6	13	21	17	13	-	2	10	1
OHIO NORTHERN	734	269	66	53	43	52	55	79	7	6	37	29
OHIO SOUTHERN	315	160	33	19	34	32	42	31	-	14	16	1
TENNESSEE EASTERN	203	105	17	22	20	25	21	23	4	11	7	1
TENNESSEE MIDDLE	410	120	39	21	16	24	20	34	1	13	12	8
TENNESSEE WESTERN	187	82	18	13	10	17	24	26	7	16	3	-
<b>SEVENTH CIRCUIT</b>	<b>2,145</b>	<b>922</b>	<b>192</b>	<b>144</b>	<b>126</b>	<b>241</b>	<b>219</b>	<b>274</b>	<b>27</b>	<b>53</b>	<b>111</b>	<b>83</b>
ILLINOIS NORTHERN	1,011	407	105	69	67	89	77	149	5	18	62	64
ILLINOIS EASTERN	137	68	11	7	14	22	14	9	-	-	5	4
ILLINOIS SOUTHERN	98	34	3	2	5	12	12	16	1	-	5	10
INDIANA NORTHERN	374	191	17	21	23	72	58	40	6	10	21	3
INDIANA SOUTHERN	248	119	22	18	9	32	38	42	8	16	16	2
WISCONSIN EASTERN	211	74	21	19	5	10	19	16	6	8	2	-
WISCONSIN WESTERN	66	29	13	8	3	4	1	2	1	1	-	-
<b>EIGHTH CIRCUIT</b>	<b>2,399</b>	<b>879</b>	<b>163</b>	<b>158</b>	<b>159</b>	<b>225</b>	<b>174</b>	<b>243</b>	<b>61</b>	<b>72</b>	<b>100</b>	<b>10</b>
ARKANSAS EASTERN	234	87	10	25	16	24	12	41	5	8	28	-
ARKANSAS WESTERN	70	24	4	11	-	7	2	6	-	3	3	-
IOWA NORTHERN	131	33	2	4	2	16	9	7	1	-	6	-
IOWA SOUTHERN	96	42	8	5	4	7	18	4	2	1	1	-
MINNESOTA	343	193	54	38	27	45	29	41	5	28	8	-
MISSOURI EASTERN	355	205	17	21	56	55	56	48	2	7	35	4
MISSOURI WESTERN	572	107	24	21	17	27	18	65	44	9	9	3
NEBRASKA	183	60	13	6	6	20	15	8	1	1	4	2
NORTH DAKOTA	137	43	17	12	3	5	6	15	1	12	2	-
SOUTH DAKOTA	278	85	14	15	28	19	9	8	-	3	4	1
<b>NINTH CIRCUIT</b>	<b>7,987</b>	<b>3,088</b>	<b>836</b>	<b>566</b>	<b>391</b>	<b>690</b>	<b>605</b>	<b>958</b>	<b>30</b>	<b>131</b>	<b>477</b>	<b>320</b>
ALASKA	164	43	7	7	13	7	9	20	2	9	6	3
ARIZONA	1,123	705	177	177	102	177	72	104	4	20	58	22
CALIFORNIA NORTHERN	641	314	56	54	39	63	102	58	3	17	23	15
CALIFORNIA EASTERN	532	192	78	16	16	33	49	100	9	6	26	59
CALIFORNIA CENTRAL	1,965	757	213	105	95	155	189	285	5	18	133	129
CALIFORNIA SOUTHERN	1,153	513	200	116	63	93	41	192	-	4	157	31
HAWAII	690	54	13	11	3	18	9	24	1	-	4	19
IDAH0	113	44	10	3	3	16	12	12	1	6	3	2
MONTANA	154	44	5	3	5	23	8	5	-	1	3	1
NEVADA	156	55	9	8	6	13	19	18	1	3	7	7
OREGON	230	121	10	24	16	34	37	30	1	2	8	19
WASHINGTON EASTERN	139	44	7	10	8	14	5	41	2	22	15	2
WASHINGTON WESTERN	910	192	51	32	19	41	49	69	1	23	34	11
GUAM	17	10	-	-	3	3	4	-	-	-	-	-
<b>TENTH CIRCUIT</b>	<b>1,993</b>	<b>875</b>	<b>143</b>	<b>195</b>	<b>153</b>	<b>236</b>	<b>148</b>	<b>120</b>	<b>5</b>	<b>29</b>	<b>69</b>	<b>17</b>
COLORADO	458	137	16	34	23	50	14	28	1	9	12	4
KANSAS	414	211	37	31	41	60	42	24	1	3	17	3
NEW MEXICO	246	128	18	20	27	50	13	34	1	9	18	6
OKLAHOMA NORTHERN	216	96	5	31	22	22	16	18	1	2	11	4
OKLAHOMA EASTERN	71	22	1	7	1	7	6	3	-	-	3	-
OKLAHOMA WESTERN	398	218	51	64	30	29	44	14	1	6	7	-
UTAH	75	17	6	3	1	2	8	-	-	-	-	-
WYOMING	115	46	9	5	8	16	8	1	-	-	1	-

**TABLE 3 - 1977**  
**UNITED STATES DISTRICT COURTS**  
**TYPE AND LENGTH OF SENTENCES FOR CONVICTED DEFENDANTS**  
**TWELVE MONTH PERIOD ENDED JUNE 30, 1977**

CIRCUIT AND DISTRICT	TERMS OF PROBATION					PROBATION W/O SUPERVISION SUSPENDED SENTENCE	FINE ONLY			
	TOTAL	12 MOS. AND UNDER	13-24 MOS.	25-48 MOS.	49 MOS. AND OVER		TOTAL	LESS THAN \$1,000	\$1,000-9,999	\$10,000 AND OVER
<b>SIXTH CIRCUIT</b>	<b>1,526</b>	<b>264</b>	<b>593</b>	<b>428</b>	<b>241</b>	<b>48</b>	<b>324</b>	<b>250</b>	<b>55</b>	<b>19</b>
KENTUCKY EASTERN	57	4	10	11	32	1	22	13	9	-
KENTUCKY WESTERN	185	62	104	18	1	2	67	53	4	10
MICHIGAN EASTERN	423	40	186	133	64	18	41	22	17	2
MICHIGAN WESTERN	140	13	44	59	24	6	16	8	8	-
OHIO NORTHERN	362	51	110	108	83	2	22	15	7	-
OHIO SOUTHERN	98	14	37	36	11	12	14	10	4	-
TENNESSEE EASTERN	64	15	31	13	5	3	8	4	4	-
TENNESSEE MIDDLE	127	48	40	25	14	3	126	122	-	4
TENNESSEE WESTERN	70	7	31	25	7	1	8	3	2	3
<b>SEVENTH CIRCUIT</b>	<b>829</b>	<b>180</b>	<b>233</b>	<b>230</b>	<b>186</b>	<b>15</b>	<b>105</b>	<b>23</b>	<b>46</b>	<b>36</b>
ILLINOIS NORTHERN	378	50	67	126	135	7	70	6	32	32
ILLINOIS EASTERN	52	17	9	9	17	1	7	4	3	-
ILLINOIS SOUTHERN	45	1	5	21	18	1	2	-	1	1
INDIANA NORTHERN	135	52	36	43	4	3	5	3	2	-
INDIANA SOUTHERN	82	24	32	17	9	1	4	3	1	-
WISCONSIN EASTERN	106	25	66	12	3	1	14	4	7	3
WISCONSIN WESTERN	31	11	18	2	-	1	3	3	-	-
<b>EIGHTH CIRCUIT</b>	<b>893</b>	<b>204</b>	<b>269</b>	<b>351</b>	<b>69</b>	<b>269</b>	<b>115</b>	<b>97</b>	<b>18</b>	<b>-</b>
ARKANSAS EASTERN	96	19	10	66	1	2	8	8	-	-
ARKANSAS WESTERN	34	4	15	15	-	1	5	2	3	-
IOWA NORTHERN	76	19	26	28	3	-	15	12	3	-
IOWA SOUTHERN	37	12	10	14	1	2	11	11	-	-
MINNESOTA	102	20	48	28	6	-	7	1	6	-
MISSOURI EASTERN	92	3	13	60	16	-	10	8	2	-
MISSOURI WESTERN	136	52	29	48	7	256	8	8	-	-
NEBRASKA	77	23	20	20	14	-	38	36	2	-
NORTH DAKOTA	70	17	37	11	5	2	7	6	1	-
SOUTH DAKOTA	173	35	61	61	16	6	6	5	1	-
<b>NINTH CIRCUIT</b>	<b>2,589</b>	<b>466</b>	<b>544</b>	<b>994</b>	<b>585</b>	<b>356</b>	<b>996</b>	<b>924</b>	<b>51</b>	<b>21</b>
ALASKA	84	25	27	21	11	-	17	14	3	-
ARIZONA	273	38	59	110	66	20	21	12	9	-
CALIFORNIA NORTHERN	246	48	57	87	54	5	18	9	7	2
CALIFORNIA EASTERN	205	50	40	79	36	13	22	15	5	2
CALIFORNIA CENTRAL	847	155	156	348	188	21	55	43	6	6
CALIFORNIA SOUTHERN	368	58	84	141	85	76	4	2	2	-
HAWAII	74	8	9	27	30	183	355	345	5	5
IDAH0	47	5	5	24	13	-	10	2	6	2
MONTANA	93	19	26	35	13	5	7	7	-	-
NEVADA	72	7	7	30	28	2	9	4	2	3
OREGON	65	5	8	12	40	2	12	10	1	1
WASHINGTON EASTERN	50	4	18	26	2	2	2	1	1	-
WASHINGTON WESTERN	158	42	45	54	17	27	464	460	4	-
GUAM	7	2	3	-	2	-	-	-	-	-
<b>TENTH CIRCUIT</b>	<b>817</b>	<b>138</b>	<b>248</b>	<b>308</b>	<b>123</b>	<b>2</b>	<b>179</b>	<b>168</b>	<b>10</b>	<b>1</b>
COLORADO	167	36	37	66	28	2	126	122	4	-
KANSAS	148	30	44	58	16	-	31	30	1	-
NEW MEXICO	81	13	22	32	14	-	3	3	-	-
OKLAHOMA NORTHERN	99	22	23	41	13	-	3	2	1	-
OKLAHOMA EASTERN	45	3	6	32	4	-	1	1	-	-
OKLAHOMA WESTERN	162	21	66	54	21	-	4	1	2	1
UTAH	51	5	19	5	22	-	7	6	1	-
WYOMING	64	8	31	20	5	-	4	3	1	-

**TABLE 3 - 1978**  
**UNITED STATES DISTRICT COURTS**  
**TYPE AND LENGTH OF SENTENCES FOR CONVICTED DEFENDANTS**  
**TWELVE MONTH PERIOD ENDED JUNE 30, 1978**

CIRCUIT AND DISTRICT	TOTAL	TERMS OF IMPRISONMENT						PROBATION TERMS OF SPLIT SENTENCES				
		TOTAL	12 MOS. AND UNDER	13-24 MOS.	25-36 MOS.	37-60 MOS.	61 MOS. AND OVER	TOTAL	12 MOS. AND UNDER	13-24 MOS.	25-48 MOS.	49 MOS. AND OVER
TOTAL ALL DISTRICTS	36,505	13,728	2,837	2,794	2,278	3,349	2,470	3,733	349	860	1,484	1,040
DISTRICT OF COLUMBIA	884	370	48	49	80	98	95	43	2	8	30	3
FIRST CIRCUIT	918	290	92	58	36	51	53	122	14	73	14	21
MAINE	65	25	2	4	5	14	-	4	-	3	1	-
MASSACHUSETTS	534	177	68	39	17	28	25	84	9	69	6	-
NEW HAMPSHIRE	30	8	6	1	-	-	1	2	-	-	2	-
RHODE ISLAND	87	24	8	8	5	1	2	7	5	-	1	1
PUERTO RICO	202	56	8	6	9	8	25	25	-	1	4	20
SECOND CIRCUIT	2,737	1,060	204	197	158	251	250	346	31	134	125	56
CONNECTICUT	227	66	16	16	13	8	13	52	4	29	16	3
NEW YORK NORTHERN	133	41	29	7	2	2	1	13	4	7	2	-
NEW YORK EASTERN	885	367	38	59	50	101	109	104	5	13	48	38
NEW YORK SOUTHERN	1,166	482	89	92	70	124	107	154	17	72	50	15
NEW YORK WESTERN	252	81	24	19	11	12	15	10	1	5	4	-
VERMONT	74	23	8	4	2	4	5	13	-	8	5	-
THIRD CIRCUIT	2,586	832	241	138	121	174	158	264	22	68	111	63
DELAWARE	82	29	6	7	4	5	7	8	-	2	6	-
NEW JERSEY	1,088	283	125	43	36	32	47	60	-	9	34	17
PENNSYLVANIA EASTERN	662	231	36	47	40	65	43	54	1	4	17	32
PENNSYLVANIA MIDDLE	158	54	34	1	9	8	2	18	1	4	13	-
PENNSYLVANIA WESTERN	345	144	21	31	21	42	29	71	4	21	33	13
VIRGIN ISLANDS	251	91	19	9	11	22	30	53	16	28	8	1
FOURTH CIRCUIT	3,603	1,007	157	199	138	298	215	311	23	77	112	98
MARYLAND	990	254	34	37	27	78	78	83	10	31	29	13
NO CAROLINA EASTERN	232	98	3	4	18	43	30	35	1	-	9	25
NO CAROLINA MIDDLE	245	135	22	48	21	24	19	26	1	-	4	21
NO CAROLINA WESTERN	233	55	3	17	18	7	10	3	-	2	-	1
SOUTH CAROLINA	359	172	15	30	24	78	25	28	-	5	13	10
VIRGINIA EASTERN	1,183	186	57	37	23	34	35	107	8	33	46	20
VIRGINIA WESTERN	144	31	6	4	2	9	10	14	3	4	7	-
W VIRGINIA NORTHERN	62	26	-	10	1	11	4	-	-	-	-	-
W VIRGINIA SOUTHERN	145	50	17	11	4	14	4	15	-	2	5	8
FIFTH CIRCUIT	9,034	3,502	582	765	727	885	543	844	41	149	374	280
ALABAMA NORTHERN	749	221	37	62	64	35	23	54	1	10	40	3
ALABAMA MIDDLE	287	109	27	26	12	37	7	13	-	2	7	4
ALABAMA SOUTHERN	189	34	5	6	6	11	6	46	1	7	17	21
FLORIDA NORTHERN	119	77	6	11	24	15	21	7	-	1	2	4
FLORIDA MIDDLE	671	265	43	89	78	89	66	53	7	16	25	5
FLORIDA SOUTHERN	778	386	97	89	69	94	37	113	8	53	46	6
GEORGIA NORTHERN	455	217	42	35	38	60	42	57	4	4	20	29
GEORGIA MIDDLE	1,003	90	19	24	6	18	25	12	-	-	-	12
GEORGIA SOUTHERN	476	59	10	11	15	13	10	16	-	-	14	2
LOUISIANA EASTERN	458	175	31	45	29	45	25	29	1	3	16	9
LOUISIANA MIDDLE	95	53	13	9	19	10	2	4	-	-	4	-
LOUISIANA WESTERN	222	53	8	8	11	18	8	15	-	3	4	8
MISSISSIPPI NORTHERN	70	22	1	5	8	8	8	10	-	-	8	2
MISSISSIPPI SOUTHERN	130	37	4	3	9	14	7	22	1	3	15	3
TEXAS NORTHERN	627	296	53	87	62	49	45	88	6	21	44	17
TEXAS EASTERN	139	53	15	5	10	16	7	10	1	1	5	3
TEXAS SOUTHERN	1,363	630	87	108	176	172	87	178	3	7	46	122
TEXAS WESTERN	967	488	46	111	85	161	105	71	6	15	22	28
CANAL ZONE	256	137	38	31	26	22	20	46	2	3	39	2

**TABLE 3 - 1978**  
**UNITED STATES DISTRICT COURTS**  
**TYPE AND LENGTH OF SENTENCES FOR CONVICTED DEFENDANTS**  
**TWELVE MONTH PERIOD ENDED JUNE 30, 1978**

CIRCUIT AND DISTRICT	TERMS OF PROBATION					PROBATION W/O SUPERVISION SUSPENDED SENTENCE	FINE ONLY			
	TOTAL	12 MOS. AND UNDER	13-24 MOS.	25-48 MOS.	49 MOS. AND OVER		TOTAL	LESS THAN \$1,000	\$1,000-9,999	\$10,000 AND OVER
TOTAL ALL DISTRICTS	13,829	2,536	3,672	4,949	2,672	936	4,279	3,712	363	204
DISTRICT OF COLUMBIA	449	61	109	225	54	15	7	-	3	4
FIRST CIRCUIT	440	108	206	82	46	4	62	28	18	16
MAINE	23	2	17	4	-	-	13	4	5	4
MASSACHUSETTS	248	56	152	33	7	1	24	5	9	10
NEW HAMPSHIRE	18	6	6	5	1	-	2	-	2	-
RHODE ISLAND	50	27	22	1	-	-	6	4	2	-
PUERTO RICO	101	15	9	39	38	3	17	15	-	2
SECOND CIRCUIT	1,222	168	402	450	202	26	83	29	26	28
CONNECTICUT	95	13	34	37	11	1	13	2	2	9
NEW YORK NORTHERN	74	24	34	15	1	1	4	1	2	1
NEW YORK EASTERN	389	25	88	150	126	4	21	5	4	12
NEW YORK SOUTHERN	500	79	184	181	56	8	22	6	11	5
NEW YORK WESTERN	141	24	53	58	6	2	18	12	5	1
VERMONT	23	3	9	9	2	10	5	3	2	-
THIRD CIRCUIT	1,297	340	338	411	208	45	148	90	47	11
DELAWARE	42	15	6	16	5	1	2	1	1	-
NEW JERSEY	634	179	192	179	84	25	86	59	23	4
PENNSYLVANIA EASTERN	349	84	59	127	99	7	21	2	15	4
PENNSYLVANIA MIDDLE	70	14	34	20	2	1	15	9	6	-
PENNSYLVANIA WESTERN	120	10	32	60	18	1	9	4	2	3
VIRGIN ISLANDS	82	58	15	9	-	10	15	15	-	-
FOURTH CIRCUIT	1,404	363	280	427	334	189	692	643	33	16
MARYLAND	476	214	133	82	47	52	125	107	6	12
NO CAROLINA EASTERN	97	3	13	33	48	1	1	1	-	-
NO CAROLINA MIDDLE	78	2	10	20	46	5	1	-	1	-
NO CAROLINA WESTERN	160	18	24	65	53	-	15	7	8	-
SOUTH CAROLINA	160	8	21	68	63	1	8	2	6	-
VIRGINIA EASTERN	235	93	26	71	45	127	528	517	7	4
VIRGINIA WESTERN	91	19	26	41	5	2	6	4	2	-
W VIRGINIA NORTHERN	35	1	3	17	14	-	1	1	-	-
W VIRGINIA SOUTHERN	72	5	24	30	13	1	7	4	3	-
FIFTH CIRCUIT	2,978	476	563	1,173	766	214	1,496	1,384	69	43
ALABAMA NORTHERN	322	26	63	187	46	8	144	121	18	5
ALABAMA MIDDLE	101	18	22	39	22	-	64	59	5	-
ALABAMA SOUTHERN	84	7	18	33	26	-	5	-	-	-
FLORIDA NORTHERN	31	1	4	22	4	-	4	3	1	-
FLORIDA MIDDLE	234	31	73	106	24	2	17	6	8	3
FLORIDA SOUTHERN	242	58	96	61	27	8	29	8	12	9
GEORGIA NORTHERN	173	22	36	49	66	4	4	2	-	2
GEORGIA MIDDLE	99	36	16	29	18	2	800	800	-	-
GEORGIA SOUTHERN	170	116	18	38	8	77	154	154	-	-
LOUISIANA EASTERN	224	20	31	105	65	3	27	12	4	11
LOUISIANA MIDDLE	35	4	6	21	4	-	3	1	1	1
LOUISIANA WESTERN	117	24	18	28	47	16	21	18	1	2
MISSISSIPPI NORTHERN	35	-	7	23	5	-	3	1	2	-
MISSISSIPPI SOUTHERN	68	17	14	27	10	1	2	2	-	-
TEXAS NORTHERN	233	12	27	127	67	1	9	2	4	3
TEXAS EASTERN	74	2	25	30	17	-	2	1	1	-
TEXAS SOUTHERN	473	25	62	179	207	65	17	12	3	2
TEXAS WESTERN	197	22	24	54	97	26	185	172	9	4
CANAL ZONE	66	35	3	25	3	1	6	5	-	1

**TABLE 3 - 1978**  
**UNITED STATES DISTRICT COURTS**  
**TYPE AND LENGTH OF SENTENCES FOR CONVICTED DEFENDANTS**  
**TWELVE MONTH PERIOD ENDED JUNE 30, 1978**

CIRCUIT AND DISTRICT	TOTAL	TERMS OF IMPRISONMENT						PROBATION TERMS OF SPLIT SENTENCES					
		TOTAL	12 MOS. AND UNDER	13-24 MOS.	25-36 MOS.	37-60 MOS.	61 MOS. AND OVER	TOTAL	12 MOS. AND UNDER	13-24 MOS.	25-48 MOS.	49 MOS. AND OVER	
<b>SIXTH CIRCUIT</b>	<b>3,594</b>	<b>1,663</b>	<b>353</b>	<b>392</b>	<b>263</b>	<b>376</b>	<b>279</b>	<b>301</b>	<b>30</b>	<b>90</b>	<b>111</b>	<b>70</b>	
KENTUCKY EASTERN	278	170	28	46	31	42	23	37	1	1	7	28	
KENTUCKY WESTERN	629	237	46	50	35	70	36	60	6	31	18	5	
MICHIGAN EASTERN	894	486	128	151	84	70	53	57	7	27	21	2	
MICHIGAN WESTERN	194	58	7	8	9	24	10	4	1	-	1	2	
OHIO NORTHERN	517	200	35	35	29	42	59	52	3	6	19	24	
OHIO SOUTHERN	386	170	29	30	37	35	39	43	5	3	32	3	
TENNESSEE EASTERN	158	79	19	13	8	22	17	9	1	5	2	1	
TENNESSEE MIDDLE	270	130	18	34	15	43	20	11	3	1	4	3	
TENNESSEE WESTERN	268	133	43	25	15	28	22	28	3	16	7	2	
<b>SEVENTH CIRCUIT</b>	<b>1,814</b>	<b>809</b>	<b>168</b>	<b>139</b>	<b>145</b>	<b>197</b>	<b>160</b>	<b>217</b>	<b>21</b>	<b>40</b>	<b>90</b>	<b>66</b>	
ILLINOIS NORTHERN	827	350	75	80	70	71	54	114	5	8	53	48	
ILLINOIS EASTERN	173	77	4	13	17	21	22	9	-	2	-	7	
ILLINOIS SOUTHERN	136	56	10	5	11	12	18	17	2	-	8	7	
INDIANA NORTHERN	194	94	11	13	13	34	23	33	4	14	14	1	
INDIANA SOUTHERN	250	129	29	11	19	39	31	26	6	5	12	3	
WISCONSIN EASTERN	171	75	32	11	8	14	10	14	4	7	3	-	
WISCONSIN WESTERN	63	28	7	6	7	6	2	4	-	4	-	-	
<b>EIGHTH CIRCUIT</b>	<b>2,114</b>	<b>769</b>	<b>103</b>	<b>182</b>	<b>146</b>	<b>194</b>	<b>144</b>	<b>319</b>	<b>124</b>	<b>87</b>	<b>90</b>	<b>18</b>	
ARKANSAS EASTERN	227	75	11	33	12	14	5	70	4	26	39	1	
ARKANSAS WESTERN	76	22	4	6	4	7	1	8	-	3	3	2	
IOWA NORTHERN	98	34	2	2	1	16	13	3	1	-	2	-	
IOWA SOUTHERN	95	39	10	8	8	5	8	12	-	2	8	2	
MINNESOTA	298	172	28	52	29	34	29	33	4	21	8	-	
MISSOURI EASTERN	286	168	5	14	37	57	55	25	1	8	10	6	
MISSOURI WESTERN	559	109	14	27	24	30	14	133	107	11	13	2	
NEBRASKA	140	39	8	10	6	10	5	16	5	3	6	2	
NORTH DAKOTA	133	35	7	10	7	10	1	11	2	9	-	-	
SOUTH DAKOTA	202	76	14	20	18	11	13	8	-	4	1	3	
<b>NINTH CIRCUIT</b>	<b>7,352</b>	<b>2,615</b>	<b>752</b>	<b>497</b>	<b>321</b>	<b>601</b>	<b>444</b>	<b>842</b>	<b>37</b>	<b>113</b>	<b>352</b>	<b>340</b>	
ALASKA	150	38	6	12	10	9	2	24	7	8	8	1	
ARIZONA	882	536	143	127	67	138	61	64	6	17	28	13	
CALIFORNIA NORTHERN	598	242	61	38	32	49	62	67	1	12	29	25	
CALIFORNIA EASTERN	805	177	53	28	18	52	26	72	-	5	12	55	
CALIFORNIA CENTRAL	1,615	606	198	88	55	135	130	225	4	21	85	115	
CALIFORNIA SOUTHERN	1,122	474	148	130	62	93	41	183	3	7	117	56	
HAWAII	661	32	12	5	2	11	2	16	2	1	4	9	
IDAH0	110	49	14	10	10	8	7	10	2	3	4	1	
MONTANA	154	47	1	4	9	20	13	15	6	2	6	1	
NEVADA	156	52	8	7	9	14	14	19	-	2	5	12	
OREGON	261	116	24	18	13	33	30	36	-	-	5	31	
WASHINGTON EASTERN	124	43	13	6	7	9	8	42	-	19	17	6	
WASHINGTON WESTERN	984	189	65	24	22	31	47	69	6	16	32	15	
GUAM	30	14	6	2	5	-	1	-	-	-	-	-	
NORTHERN MARIANAS	-	-	-	-	-	-	-	-	-	-	-	-	
<b>TENTH CIRCUIT</b>	<b>1,889</b>	<b>811</b>	<b>137</b>	<b>178</b>	<b>143</b>	<b>224</b>	<b>129</b>	<b>124</b>	<b>4</b>	<b>21</b>	<b>74</b>	<b>26</b>	
COLORADO	132	118	24	34	20	27	13	24	-	7	16	1	
KANSAS	363	191	32	33	35	63	28	23	-	3	15	5	
NEW MEXICO	296	155	15	28	26	60	26	38	-	1	21	16	
OKLAHOMA NORTHERN	100	29	1	11	9	5	3	8	1	-	7	-	
OKLAHOMA EASTERN	108	42	5	16	6	6	9	5	1	1	3	1	
OKLAHOMA WESTERN	366	180	49	45	37	32	17	8	1	2	5	-	
UTAH	210	80	6	5	5	11	33	8	1	3	3	1	
WYOMING	94	36	5	6	5	20	-	9	-	4	4	1	

**TABLE 3 - 1978**  
**UNITED STATES DISTRICT COURTS**  
**TYPE AND LENGTH OF SENTENCES FOR CONVICTED DEFENDANTS**  
**TWELVE MONTH PERIOD ENDED JUNE 30, 1978**

CIRCUIT AND DISTRICT	TERMS OF PROBATION					PROBATION W/O SUPERVISION SUSPENDED SENTENCE	FINE ONLY				CIRCUIT AND DISTRICT
	TOTAL	12 MOS. AND UNDER	13-24 MOS.	25-48 MOS.	49 MOS. AND OVER		TOTAL	LESS THAN \$1,000	\$1,000-9,999	\$10,000 AND OVER	
<b>SIXTH CIRCUIT</b>	<b>1,342</b>	<b>203</b>	<b>555</b>	<b>430</b>	<b>154</b>	<b>41</b>	<b>247</b>	<b>193</b>	<b>41</b>	<b>13</b>	
KENTUCKY EASTERN	57	15	9	13	20	2	12	8	4	-	
KENTUCKY WESTERN	232	41	139	40	12	5	95	83	2	10	
MICHIGAN EASTERN	315	40	148	105	22	14	22	7	14	1	
MICHIGAN WESTERN	121	15	22	65	19	-	11	6	5	-	
OHIO NORTHERN	246	30	68	95	53	5	14	9	3	2	
OHIO SOUTHERN	164	33	66	56	9	3	6	3	3	-	
TENNESSEE EASTERN	61	9	39	10	3	-	9	5	4	-	
TENNESSEE MIDDLE	56	12	18	17	9	-	73	69	4	-	
TENNESSEE WESTERN	90	8	46	29	7	12	5	3	2	-	
<b>SEVENTH CIRCUIT</b>	<b>698</b>	<b>113</b>	<b>176</b>	<b>251</b>	<b>158</b>	<b>30</b>	<b>60</b>	<b>16</b>	<b>22</b>	<b>22</b>	
ILLINOIS NORTHERN	328	28	51	133	116	5	30	5	6	19	
ILLINOIS EASTERN	72	17	17	17	21	-	15	6	6	3	
ILLINOIS SOUTHERN	39	2	1	23	13	23	1	-	1	-	
INDIANA NORTHERN	65	14	10	35	6	1	1	-	1	-	
INDIANA SOUTHERN	92	27	43	22	-	-	3	1	2	-	
WISCONSIN EASTERN	76	18	41	15	2	-	6	-	6	-	
WISCONSIN WESTERN	26	7	13	6	-	1	4	4	-	-	
<b>EIGHTH CIRCUIT</b>	<b>782</b>	<b>143</b>	<b>273</b>	<b>302</b>	<b>84</b>	<b>159</b>	<b>85</b>	<b>57</b>	<b>20</b>	<b>8</b>	
ARKANSAS EASTERN	77	9	19	46	3	1	4	2	-	2	
ARKANSAS WESTERN	45	5	27	10	3	-	1	1	-	-	
IOWA NORTHERN	55	7	28	20	-	-	6	6	-	-	
IOWA SOUTHERN	38	14	3	15	6	-	6	5	1	-	
MINNESOTA	71	13	28	21	9	2	20	6	13	1	
MISSOURI EASTERN	89	3	8	54	24	1	3	2	-	1	
MISSOURI WESTERN	153	33	45	67	8	151	13	7	3	3	
NEBRASKA	68	19	32	12	5	-	17	15	1	1	
NORTH DAKOTA	77	15	39	22	1	-	10	9	1	-	
SOUTH DAKOTA	109	25	44	35	5	4	5	4	1	-	
<b>NINTH CIRCUIT</b>	<b>2,473</b>	<b>440</b>	<b>509</b>	<b>940</b>	<b>584</b>	<b>190</b>	<b>1,232</b>	<b>1,115</b>	<b>77</b>	<b>40</b>	
ALASKA	66	26	25	11	4	-	22	13	7	2	
ARIZONA	255	25	70	114	46	9	18	7	6	5	
CALIFORNIA NORTHERN	269	42	79	100	48	4	16	2	6	8	
CALIFORNIA EASTERN	223	49	31	64	79	4	29	8	17	4	
CALIFORNIA CENTRAL	711	146	120	286	159	34	39	19	14	6	
CALIFORNIA SOUTHERN	397	57	70	179	91	57	11	5	3	3	
HAWAII	40	8	8	12	12	37	536	522	4	10	
IDAH0	45	8	15	19	3	2	4	4	-	-	
MONTANA	83	14	20	29	20	5	4	3	1	-	
NEVADA	73	11	6	23	33	2	10	6	3	1	
OREGON	95	10	12	25	48	3	11	9	2	-	
WASHINGTON EASTERN	35	3	11	19	2	3	1	1	-	-	
WASHINGTON WESTERN	166	39	39	62	36	29	531	516	14	1	
GUAM	15	2	3	7	3	1	-	-	-	-	
NORTHERN MARIANAS	-	-	-	-	-	-	-	-	-	-	
<b>TENTH CIRCUIT</b>	<b>744</b>	<b>123</b>	<b>261</b>	<b>258</b>	<b>102</b>	<b>23</b>	<b>167</b>	<b>157</b>	<b>7</b>	<b>3</b>	
COLORADO	114	24	31	50	9	6	70	66	4	-	
KANSAS	127	26	39	49	13	2	20	19	-	1	
NEW MEXICO	96	6	30	36	25	-	7	7	-	-	
OKLAHOMA NORTHERN	57	16	17	17	7	-	6	5	-	1	
OKLAHOMA EASTERN	54	10	12	32	-	3	3	2	1	-	
OKLAHOMA WESTERN	140	20	64	45	11	7	31	28	2	1	
UTAH	112	19	40	19	34	1	29	29	-	-	
WYOMING	44	2	28	11	3	4	1	1	-	-	

**TABLE 3 - 1979**  
**UNITED STATES DISTRICT COURTS**  
**TYPE AND LENGTH OF SENTENCES FOR CONVICTED DEFENDANTS**  
**TWELVE MONTH PERIOD ENDED JUNE 30, 1979**

CIRCUIT AND DISTRICT	TOTAL	TERMS OF IMPRISONMENT						PROBATION TERMS OF SPLIT SENTENCES				
		TOTAL	12 MOS. AND UNDER	13-24 MOS.	25-36 MOS.	37-60 MOS.	61 MOS. AND OVER	TOTAL	12 MOS. AND UNDER	13-24 MOS.	25-48 MOS.	49 MOS. AND OVER
TOTAL ALL DISTRICTS	32,912	11,384	2,342	2,299	1,940	2,665	2,138	3,234	215	767	1,354	898
DISTRICT OF COLUMBIA	760	288	58	41	75	74	40	29	-	3	16	10
FIRST CIRCUIT	1,092	313	75	80	48	67	43	113	17	70	11	15
MAINE	121	64	7	23	17	16	1	10	-	9	1	-
MASSACHUSETTS	576	158	49	51	16	23	19	74	12	56	6	-
NEW HAMPSHIRE	51	10	2	2	-	3	3	6	-	-	2	4
RHODE ISLAND	70	18	8	2	3	5	-	6	4	2	-	-
PUERTO RICO	274	63	9	2	12	20	20	17	1	3	2	11
SECOND CIRCUIT	2,850	977	237	196	146	209	189	323	34	105	134	50
CONNECTICUT	190	67	24	16	11	8	8	25	3	14	7	1
NEW YORK NORTHERN	168	52	34	8	2	7	1	16	2	8	6	-
NEW YORK EASTERN	913	360	54	49	62	88	107	90	5	19	39	27
NEW YORK SOUTHERN	1,169	408	99	96	63	90	58	185	24	63	77	21
NEW YORK WESTERN	357	81	21	25	8	14	13	4	-	-	4	-
VERMONT	53	11	5	2	-	2	2	3	-	1	1	1
THIRD CIRCUIT	1,986	644	163	132	109	118	122	225	23	50	89	63
DELAWARE	79	22	1	6	4	10	1	18	1	2	10	5
NEW JERSEY	674	174	73	27	25	28	21	56	4	12	24	16
PENNSYLVANIA EASTERN	492	179	37	46	35	37	24	42	1	5	13	23
PENNSYLVANIA MIDDLE	103	50	27	8	8	2	5	6	-	3	2	1
PENNSYLVANIA WESTERN	359	127	12	20	21	33	41	46	2	5	28	11
VIRGIN ISLANDS	279	92	13	25	16	8	30	57	15	23	12	7
FOURTH CIRCUIT	3,049	871	136	150	127	232	226	347	13	78	143	113
MARYLAND	665	206	36	20	25	44	81	110	9	42	49	10
NO CAROLINA EASTERN	239	74	4	2	21	27	20	35	-	1	5	29
NO CAROLINA MIDDLE	205	114	13	41	21	14	25	35	-	-	15	24
NO CAROLINA WESTERN	268	69	2	16	11	19	21	-	-	-	-	-
SOUTH CAROLINA	353	133	13	23	10	57	30	33	-	1	12	20
VIRGINIA EASTERN	955	165	56	23	23	34	29	101	4	24	55	18
VIRGINIA WESTERN	138	23	2	2	3	9	7	8	-	2	4	2
W VIRGINIA NORTHERN	62	30	4	9	5	9	3	10	-	6	1	3
W VIRGINIA SOUTHERN	164	57	6	14	8	19	10	11	-	2	2	7
FIFTH CIRCUIT	8,417	2,801	427	569	607	735	463	700	35	127	292	246
ALABAMA NORTHERN	544	179	26	50	55	29	19	24	-	4	14	6
ALABAMA MIDDLE	215	78	26	12	13	16	11	8	-	1	6	1
ALABAMA SOUTHERN	118	50	1	2	16	19	12	15	-	5	9	1
FLORIDA NORTHERN	110	66	8	13	15	21	9	8	-	-	6	2
FLORIDA MIDDLE	537	254	23	59	70	69	33	60	1	23	29	7
FLORIDA SOUTHERN	603	331	75	75	76	71	34	62	5	33	21	3
GEORGIA NORTHERN	333	146	28	23	36	32	27	52	3	11	13	25
GEORGIA MIDDLE	1,083	41	8	4	6	11	12	9	-	-	-	9
GEORGIA SOUTHERN	887	94	16	18	24	18	18	11	1	-	8	2
LOUISIANA EASTERN	326	131	22	31	28	28	22	29	-	3	17	9
LOUISIANA MIDDLE	48	28	5	2	6	11	4	2	-	2	-	-
LOUISIANA WESTERN	145	38	-	8	5	11	14	8	-	-	2	6
MISSISSIPPI NORTHERN	71	33	-	9	8	13	3	3	-	2	1	-
MISSISSIPPI SOUTHERN	71	29	5	3	7	6	8	11	2	2	5	2
TEXAS NORTHERN	535	249	42	71	42	47	47	83	7	17	49	10
TEXAS EASTERN	150	53	10	8	17	11	7	15	-	3	3	9
TEXAS SOUTHERN	1,640	452	61	91	89	144	67	186	4	7	73	104
TEXAS WESTERN	793	456	42	70	84	160	100	76	5	11	13	47
CANAL ZONE	228	93	28	20	10	18	16	36	7	3	23	3

**TABLE 3 - 1979**  
**UNITED STATES DISTRICT COURTS**  
**TYPE AND LENGTH OF SENTENCES FOR CONVICTED DEFENDANTS**  
**TWELVE MONTH PERIOD ENDED JUNE 30, 1979**

TOTAL	TERMS OF PROBATION				PROBATION W/O SUPERVISION SUSPENDED SENTENCE	FINE ONLY				CIRCUIT AND DISTRICT
	12 MOS. AND UNDER	13-24 MOS.	25-48 MOS.	49 MOS. AND OVER		TOTAL	LESS THAN \$1,000	\$1,000-9,999	\$10,000 AND OVER	
12,415	2,274	2,998	4,777	2,366	1,511	4,368	3,648	396	324	TOTAL ALL DISTRICTS
399	51	118	187	43	13	31	3	4	24	DISTRICT OF COLUMBIA
611	128	272	147	84	4	51	27	12	12	FIRST CIRCUIT
42	6	24	12	-	1	4	4	-	-	MAINE
321	75	183	63	-	-	23	4	8	11	MASSACHUSETTS
30	1	10	11	8	1	4	-	3	1	NEW HAMPSHIRE
44	21	18	4	1	2	-	-	-	-	RHODE ISLAND
174	25	37	57	55	-	20	19	1	-	PUERTO RICO
1,402	295	384	529	194	45	103	13	52	38	SECOND CIRCUIT
95	11	42	32	10	-	3	1	2	-	CONNECTICUT
78	38	22	18	-	8	14	1	7	6	NEW YORK NORTHERN
413	35	95	177	106	13	37	4	22	11	NEW YORK EASTERN
527	79	162	216	70	20	31	-	13	18	NEW YORK SOUTHERN
250	128	50	69	3	4	18	7	8	3	NEW YORK WESTERN
39	4	13	17	5	-	-	-	-	-	VERMONT
968	220	251	292	205	33	116	44	36	36	THIRD CIRCUIT
36	21	4	9	2	2	1	1	-	-	DELAWARE
387	93	111	117	66	8	49	22	16	11	NEW JERSEY
241	25	52	85	79	3	27	3	6	18	PENNSYLVANIA EASTERN
28	3	13	9	3	2	17	9	5	3	PENNSYLVANIA MIDDLE
170	15	37	65	53	-	16	6	6	4	PENNSYLVANIA WESTERN
106	63	34	7	2	18	6	3	3	-	VIRGIN ISLANDS
1,195	233	224	468	270	136	500	434	49	17	FOURTH CIRCUIT
291	113	84	59	35	10	48	47	-	1	MARYLAND
129	9	17	32	71	1	-	-	-	-	NO CAROLINA EASTERN
52	1	4	17	30	-	-	-	-	-	NO CAROLINA MIDDLE
182	14	22	113	33	2	15	9	6	-	NO CAROLINA WESTERN
178	2	13	120	43	2	7	3	2	2	SOUTH CAROLINA
198	72	47	58	21	119	372	359	11	2	VIRGINIA EASTERN
89	11	28	42	8	1	17	12	4	1	VIRGINIA WESTERN
20	-	1	11	8	-	2	-	-	2	W VIRGINIA NORTHERN
56	11	8	16	21	1	39	4	26	9	W VIRGINIA SOUTHERN
2,742	394	466	1,216	666	570	1,604	1,464	64	76	FIFTH CIRCUIT
209	12	45	112	40	9	123	111	4	-	ALABAMA NORTHERN
54	23	4	21	6	-	75	63	7	5	ALABAMA MIDDLE
48	5	10	25	8	-	5	4	-	1	ALABAMA SOUTHERN
25	-	1	20	4	-	11	10	1	-	FLORIDA NORTHERN
197	16	58	100	23	4	22	6	4	12	FLORIDA MIDDLE
176	57	47	55	17	20	14	3	5	6	FLORIDA SOUTHERN
127	9	24	43	51	2	6	4	2	-	GEORGIA NORTHERN
95	64	6	10	15	60	858	855	3	-	GEORGIA MIDDLE
95	34	11	32	18	351	336	-	-	-	GEORGIA SOUTHERN
149	15	26	68	40	5	12	-	1	11	LOUISIANA EASTERN
18	1	5	10	2	-	-	-	-	-	LOUISIANA MIDDLE
83	7	26	24	26	1	15	9	6	1	LOUISIANA WESTERN
35	-	2	30	3	-	-	-	-	-	MISSISSIPPI NORTHERN
30	4	14	9	3	-	1	-	-	1	MISSISSIPPI SOUTHERN
182	15	21	120	26	2	19	6	9	4	TEXAS NORTHERN
77	4	24	27	22	-	5	4	-	1	TEXAS EASTERN
862	55	116	452	239	110	28	6	7	15	TEXAS SOUTHERN
203	23	23	38	119	6	52	26	13	13	TEXAS WESTERN
77	50	3	20	4	-	22	13	3	6	CANAL ZONE

**TABLE 3 - 1979**  
**UNITED STATES DISTRICT COURTS**  
**TYPE AND LENGTH OF SENTENCES FOR CONVICTED DEFENDANTS**  
**TWELVE MONTH PERIOD ENDED JUNE 30, 1979**

CIRCUIT AND DISTRICT	TOTAL	TERMS OF IMPRISONMENT						PROBATION TERMS OF SPLIT SENTENCES				
		TOTAL	12 MOS. AND UNDER	13-24 MOS.	25-36 MOS.	37-60 MOS.	61 MOS. AND OVER	TOTAL	12 MOS. AND UNDER	13-24 MOS.	25-48 MOS.	49 MOS. AND OVER
<b>SIXTH CIRCUIT</b>	<b>2,956</b>	<b>1,210</b>	<b>246</b>	<b>277</b>	<b>198</b>	<b>270</b>	<b>219</b>	<b>290</b>	<b>30</b>	<b>103</b>	<b>98</b>	<b>59</b>
KENTUCKY EASTERN	222	135	29	34	17	36	19	34	1	1	8	24
KENTUCKY WESTERN	486	126	31	34	18	23	20	32	4	18	5	5
MICHIGAN EASTERN	664	339	75	111	64	53	36	73	8	37	26	2
MICHIGAN WESTERN	183	52	8	4	6	18	16	9	-	1	7	1
OHIO NORTHERN	383	136	29	20	17	38	32	42	5	7	14	16
OHIO SOUTHERN	278	136	20	11	23	38	44	23	1	7	14	1
TENNESSEE EASTERN	150	66	4	12	12	19	19	14	1	8	4	1
TENNESSEE MIDDLE	258	98	15	19	17	24	23	17	2	3	3	9
TENNESSEE WESTERN	332	122	35	32	24	21	10	46	8	21	17	-
<b>SEVENTH CIRCUIT</b>	<b>1,718</b>	<b>696</b>	<b>174</b>	<b>151</b>	<b>105</b>	<b>131</b>	<b>135</b>	<b>230</b>	<b>14</b>	<b>31</b>	<b>98</b>	<b>87</b>
ILLINOIS NORTHERN	815	317	86	85	53	52	41	129	2	6	52	69
ILLINOIS CENTRAL	162	66	13	10	10	18	15	15	1	2	5	7
ILLINOIS SOUTHERN	116	54	10	9	8	12	15	15	1	1	8	5
INDIANA NORTHERN	200	108	16	19	13	29	31	28	2	8	13	5
INDIANA SOUTHERN	178	78	13	14	14	15	22	27	6	2	18	1
WISCONSIN EASTERN	189	38	21	4	4	3	6	12	2	8	2	-
WISCONSIN WESTERN	58	35	15	10	3	2	5	4	-	4	-	-
<b>EIGHTH CIRCUIT</b>	<b>2,028</b>	<b>748</b>	<b>142</b>	<b>159</b>	<b>130</b>	<b>186</b>	<b>131</b>	<b>182</b>	<b>18</b>	<b>77</b>	<b>82</b>	<b>5</b>
ARKANSAS EASTERN	226	90	17	32	13	17	11	53	2	16	35	-
ARKANSAS WESTERN	147	35	11	8	6	5	5	14	-	10	2	2
IOWA NORTHERN	70	18	1	4	4	4	5	1	-	1	-	-
IOWA SOUTHERN	254	84	10	14	10	36	14	18	1	7	10	-
MINNESOTA	269	159	40	38	23	31	27	28	5	15	8	-
MISSOURI EASTERN	200	110	4	6	27	47	26	19	-	3	15	1
MISSOURI WESTERN	437	105	24	16	17	20	28	22	5	9	7	1
NEBRASKA	128	47	14	11	8	10	4	6	2	2	2	-
NORTH DAKOTA	124	48	10	17	11	5	5	16	3	11	2	-
SOUTH DAKOTA	173	52	11	13	11	11	6	5	-	3	1	1
<b>NINTH CIRCUIT</b>	<b>6,284</b>	<b>2,192</b>	<b>581</b>	<b>411</b>	<b>267</b>	<b>462</b>	<b>471</b>	<b>675</b>	<b>27</b>	<b>101</b>	<b>322</b>	<b>225</b>
ALASKA	82	21	3	4	1	4	9	11	3	4	4	-
ARIZONA	758	404	107	94	62	96	45	83	2	24	38	19
CALIFORNIA NORTHERN	482	216	39	37	26	46	68	73	5	21	35	12
CALIFORNIA EASTERN	424	160	26	25	18	41	50	37	5	6	12	14
CALIFORNIA CENTRAL	1,246	520	142	72	45	93	168	167	2	18	84	63
CALIFORNIA SOUTHERN	841	410	148	91	50	78	43	121	-	9	75	37
HAWAII	802	30	3	4	9	10	4	20	-	-	1	19
IDAH0	112	30	12	4	5	4	5	24	2	7	14	1
MONTANA	97	24	7	2	2	9	4	9	2	3	2	2
NEVADA	116	42	5	4	5	10	18	16	-	-	4	12
OREGON	209	98	14	27	12	17	28	38	4	-	4	30
WASHINGTON EASTERN	83	34	6	15	1	11	1	19	1	4	14	-
WASHINGTON WESTERN	978	180	67	27	23	39	24	94	1	5	34	14
GUAM	45	18	-	3	7	4	4	3	-	-	1	2
NORTHERN MARIANAS	9	5	2	2	1	-	-	-	-	-	-	-
<b>TENTH CIRCUIT</b>	<b>1,772</b>	<b>644</b>	<b>103</b>	<b>133</b>	<b>128</b>	<b>181</b>	<b>99</b>	<b>120</b>	<b>4</b>	<b>22</b>	<b>69</b>	<b>25</b>
COLORADO	387	126	32	19	26	30	19	25	4	1	13	7
KANSAS	234	117	23	23	18	35	18	13	-	4	7	2
NEW MEXICO	279	139	12	26	40	39	22	44	-	5	31	8
OKLAHOMA NORTHERN	124	39	3	16	8	11	1	10	-	2	6	2
OKLAHOMA EASTERN	109	39	1	13	4	14	7	3	-	2	1	-
OKLAHOMA WESTERN	392	118	28	23	23	29	15	9	-	3	6	-
UTAH	189	51	4	10	6	17	14	14	-	4	5	5
WYOMING	58	15	-	3	3	6	3	2	-	1	-	1

\* The Eastern and Southern Districts of Illinois were reorganized on April 1, 1979 pursuant to the provisions of the Federal District Court Organization Act of 1978 (P.L. 95-409). The data shown is for the new Central and Southern districts for the entire year.

**TABLE 3 - 1979**  
**UNITED STATES DISTRICT COURTS**  
**TYPE AND LENGTH OF SENTENCES FOR CONVICTED DEFENDANTS**  
**TWELVE MONTH PERIOD ENDED JUNE 30, 1979**

TOTAL	TERMS OF PROBATION				PROBATION W/O SUPERVISION SUSPENDED SENTENCE	FINE ONLY				CIRCUIT AND DISTRICT
	12 MOS. AND UNDER	13-24 MOS.	25-48 MOS.	49 MOS. AND OVER		TOTAL	LESS THAN \$1,000	\$1,000-9,999	\$10,000 AND OVER	
<b>1,101</b>	<b>173</b>	<b>403</b>	<b>402</b>	<b>123</b>	<b>124</b>	<b>231</b>	<b>144</b>	<b>53</b>	<b>34</b>	<b>SIXTH CIRCUIT</b>
36	3	9	7	17	2	15	12	3	-	KENTUCKY EASTERN
147	33	76	21	17	91	90	71	10	9	KENTUCKY WESTERN
226	24	115	78	9	4	22	5	13	4	MICHIGAN EASTERN
112	9	28	65	10	-	10	6	4	-	MICHIGAN WESTERN
178	24	42	79	33	2	25	3	6	16	OHIO NORTHERN
101	20	31	47	3	3	15	5	10	-	OHIO SOUTHERN
63	17	27	16	3	1	6	5	1	-	TENNESSEE EASTERN
99	31	26	22	20	18	26	24	-	2	TENNESSEE MIDDLE
139	12	49	67	11	3	22	13	6	3	TENNESSEE WESTERN
<b>680</b>	<b>116</b>	<b>151</b>	<b>228</b>	<b>185</b>	<b>21</b>	<b>91</b>	<b>42</b>	<b>11</b>	<b>38</b>	<b>SEVENTH CIRCUIT</b>
324	21	58	115	130	7	38	3	5	30	ILLINOIS NORTHERN
73	10	12	20	31	-	8	5	-	3	ILLINOIS CENTRAL
40	1	4	24	11	6	1	-	-	1	ILLINOIS SOUTHERN
58	14	9	27	8	3	3	2	1	-	INDIANA NORTHERN
71	17	25	29	-	1	1	-	1	-	INDIANA SOUTHERN
99	49	33	13	4	3	37	29	4	4	WISCONSIN EASTERN
15	4	10	-	1	1	3	3	-	-	WISCONSIN WESTERN
<b>608</b>	<b>108</b>	<b>214</b>	<b>237</b>	<b>49</b>	<b>253</b>	<b>237</b>	<b>207</b>	<b>23</b>	<b>7</b>	<b>EIGHTH CIRCUIT</b>
60	7	9	43	1	17	12	11	1	-	ARKANSAS EASTERN
56	17	22	17	-	1	41	40	1	-	ARKANSAS WESTERN
39	13	14	10	2	-	12	11	1	-	IOWA NORTHERN
43	11	13	17	2	2	107	104	3	-	IOWA SOUTHERN
78	13	42	21	2	-	4	2	2	-	MINNESOTA
65	-	4	36	25	-	6	-	2	4	MISSOURI EASTERN
74	16	20	34	4	228	8	3	5	-	MISSOURI WESTERN
57	9	28	16	4	3	16	12	4	-	NEBRASKA
58	2	35	19	2	-	2	1	-	1	NORTH DAKOTA
78	20	27	24	7	9	29	23	4	2	SOUTH DAKOTA
<b>2,038</b>	<b>415</b>	<b>360</b>	<b>773</b>	<b>487</b>	<b>298</b>	<b>1,084</b>	<b>980</b>	<b>70</b>	<b>34</b>	<b>NINTH CIRCUIT</b>
37	8	18	6	5	-	13	8	2	3	ALASKA
262	28	50	121	63	3	6	1	5	-	ARIZONA
179	40	41	62	36	3	11	4	4	3	CALIFORNIA NORTHERN
197	27	25	66	79	4	26	26	-	-	CALIFORNIA EASTERN
505	75	88	226	116	8	46	20	9	17	CALIFORNIA CENTRAL
239	37	45	94	63	67	4	4	-	-	CALIFORNIA SOUTHERN
101	52	3	5	41	21	630	588	39	3	HAWAII
54	6	19	25	4	-	4	3	-	1	IDAH0
57	10	17	23	7	3	4	4	-	-	MONTANA
54	12	6	18	18	-	4	1	2	1	NEVADA
67	19	9	14	25	1	5	2	2	1	OREGON
28	4	6	15	3	2	-	-	-	-	WASHINGTON EASTERN
227	89	27	88	23	186	331	319	7	5	WASHINGTON WESTERN
24	7	6	7	4	-	-	-	-	-	GUAM
4	1	-	3	-	-	-	-	-	-	NORTHERN MARIANAS
<b>674</b>	<b>141</b>	<b>155</b>	<b>298</b>	<b>60</b>	<b>14</b>	<b>320</b>	<b>290</b>	<b>22</b>	<b>8</b>	<b>TENTH CIRCUIT</b>
150	25	31	70	24	1	85	82	2	1	COLORADO
82	19	19	35	9	2	20	12	6	2	KANSAS
71	10	12	44	5	3	22	12	6	4	NEW MEXICO
63	6	13	33	11	3	9	8	1	-	OKLAHOMA NORTHERN
60	11	11	33	5	1	6	5	-	1	OKLAHOMA EASTERN
99	33	28	29	9	1	165	161	4	-	OKLAHOMA WESTERN
113	32	27	38	16	1	10	7	3	-	UTAH
36	5	14	16	1	2	3	3	-	-	WYOMING

\* The Eastern and Southern Districts of Illinois were reorganized on April 1, 1979 pursuant to the provisions of the Federal District Court Organization Act of 1978 (P.L. 95-409). The data shown is for the new Central and Southern districts for the entire year.

**TABLE 4 - 1975**  
**UNITED STATES DISTRICT COURTS**  
**TYPE OF SENTENCE FOR CONVICTED CRIMINAL DEFENDANTS**  
**TWELVE MONTH PERIOD ENDED JUNE 30, 1975**

CIRCUIT AND DISTRICT	TOTAL CON- VICTED	TYPE OF IMPRISONMENT						TYPE OF PROBATION						SUS- PENDED SEN- TENCE	FINE ONLY
		TOTAL SEN- TENCED	ADULT			YOUTH (CORREC- TIONS ACT	F.J. D.A.	TOTAL	ADULT			F.J. D.A.	NO SUPER- VISION		
			REGULAR	INDETER- MINATE	MIXED				IMME- DIATE	DELAYED	SPLIT				
TOTAL ALL DISTRICTS...	38,040	16,501	11,490	2,868	386	1,595	162	19,309	15,712	319	1,856	277	1,145	347	1,883
DISTRICT OF COLUMBIA,	790	390	232	95	1	56	-	354	341	-	4	-	9	6	40
FIRST CIRCUIT.....	905	259	197	29	5	24	4	590	489	9	49	2	41	7	49
MAINE.....	81	20	19	-	-	1	-	51	44	1	5	-	1	3	7
MASSACHUSETTS.....	444	142	113	8	4	15	2	283	244	3	35	1	2	4	15
NEW HAMPSHIRE.....	55	9	3	6	-	-	-	37	37	-	-	-	-	-	9
RHODE ISLAND.....	128	24	16	7	-	1	-	93	88	2	1	-	2	-	11
PUERTO RICO.....	197	64	46	8	1	7	2	126	76	3	10	1	36	-	7
SECOND CIRCUIT.....	2,774	1,140	854	173	43	66	4	1,502	1,220	26	180	8	68	21	111
CONNECTICUT.....	273	101	80	14	4	3	-	162	143	2	17	-	-	-	10
NEW YORK NORTHERN.....	134	35	27	2	-	6	-	87	84	-	3	-	-	-	12
NEW YORK EASTERN.....	853	388	237	114	8	28	1	428	340	10	59	3	26	1	26
NEW YORK SOUTHERN.....	1,204	529	439	35	30	22	3	626	493	6	92	4	31	7	42
NEW YORK WESTERN.....	185	54	47	5	-	2	-	117	98	8	3	1	7	1	13
VERMONT.....	125	33	24	3	1	5	-	72	62	-	6	-	4	12	8
THIRD CIRCUIT.....	2,570	881	602	157	29	93	-	1,510	1,354	39	78	2	37	14	165
DELAWARE.....	130	41	19	6	2	14	-	83	74	7	2	-	-	-	6
NEW JERSEY.....	670	210	162	32	3	13	-	387	337	8	28	1	13	8	65
PENNSYLVANIA EASTERN.....	885	256	160	45	20	31	-	594	554	13	16	-	11	2	33
PENNSYLVANIA MIDDLE.....	196	61	39	12	2	8	-	117	106	3	7	1	-	-	18
PENNSYLVANIA WESTERN.....	450	168	78	62	1	27	-	253	220	8	25	-	-	-	29
VIRGIN ISLANDS.....	239	145	144	-	1	-	-	76	63	-	-	-	13	4	14
FOURTH CIRCUIT.....	3,761	1,699	1,095	283	33	261	27	1,858	1,562	41	169	31	65	16	178
MARYLAND.....	804	333	191	86	1	52	3	443	376	6	48	5	8	4	24
NO. CAROLINA EASTERN.....	317	107	58	26	-	21	2	195	172	2	18	2	1	-	15
NO. CAROLINA MIDDLE.....	378	205	163	8	4	24	6	167	106	5	40	11	5	2	4
NO. CAROLINA WESTERN.....	323	114	87	13	1	12	1	197	184	3	4	1	5	1	11
SOUTH CAROLINA.....	470	236	164	31	12	26	3	225	192	6	13	-	14	-	9
VIRGINIA EASTERN.....	845	438	248	88	6	86	10	331	247	13	34	10	27	8	68
VIRGINIA WESTERN.....	306	73	47	3	4	18	1	195	179	6	5	-	5	1	37
W. VIRGINIA NORTHERN.....	70	49	46	-	-	2	1	19	18	-	1	-	-	-	2
W. VIRGINIA SOUTHERN.....	248	144	91	28	5	20	-	96	88	-	6	2	-	-	8
FIFTH CIRCUIT.....	8,297	4,074	3,062	506	97	368	41	3,625	2,907	41	275	42	360	77	521
ALABAMA NORTHERN.....	536	260	195	26	10	28	1	255	232	1	17	3	2	1	20
ALABAMA MIDDLE.....	260	144	111	5	1	24	3	95	86	-	7	1	1	2	19
ALABAMA SOUTHERN.....	151	61	41	5	4	11	-	72	65	-	7	-	-	-	18
FLORIDA NORTHERN.....	176	118	60	41	1	16	-	52	45	1	3	1	2	-	6
FLORIDA MIDDLE.....	665	270	174	53	4	38	1	358	311	8	12	8	19	1	36
FLORIDA SOUTHERN.....	721	358	218	22	5	12	1	338	203	4	59	1	71	2	23
GEORGIA NORTHERN.....	586	287	209	42	9	26	1	267	219	9	28	5	6	2	30
GEORGIA MIDDLE.....	241	109	84	10	6	7	2	117	90	5	4	1	17	3	12
GEORGIA SOUTHERN.....	454	123	101	10	1	9	2	292	253	1	14	1	23	1	38
LOUISIANA EASTERN.....	622	208	157	13	5	29	4	273	193	1	8	-	71	15	125
LOUISIANA MIDDLE.....	73	37	23	3	1	9	1	24	18	-	3	-	3	-	12
LOUISIANA WESTERN.....	371	94	86	5	1	2	-	172	132	2	7	4	27	-	105
MISSISSIPPI NORTHERN.....	131	54	40	4	3	7	-	73	69	-	1	-	3	-	4
MISSISSIPPI SOUTHERN.....	125	57	46	1	10	-	-	64	34	1	19	-	10	-	4
TEXAS NORTHERN.....	622	334	222	82	12	17	1	272	229	2	33	1	7	3	13
TEXAS EASTERN.....	162	63	42	14	6	1	-	81	73	2	2	-	4	1	17
TEXAS SOUTHERN.....	1,051	607	526	27	6	45	3	411	328	2	35	1	45	20	13
TEXAS WESTERN.....	1,020	727	469	142	8	87	21	275	208	2	16	15	34	6	12
CANAL ZONE.....	330	163	158	1	4	-	-	134	119	-	-	-	15	19	14

**TABLE 4 - 1975**  
**UNITED STATES DISTRICT COURTS**  
**TYPE OF SENTENCE FOR CONVICTED CRIMINAL DEFENDANTS**  
**TWELVE MONTH PERIOD ENDED JUNE 30, 1975**

TWELVE MONTH PERIOD ENDED JUNE 30, 1975															
CIRCUIT AND DISTRICT	TOTAL CON-VICTED	TYPE OF IMPRISONMENT						TYPE OF PROBATION						SUS-PENDED SEN-TENCE	FINE ONLY
		TOTAL SEN-TENCED	ADULT			YOUTH CORREC-TIONS ACT	F.J. D.A.	TOTAL	ADULT			F.J. D.A.	NO SUPER-VISION		
			REGULAR	INDETER-MINATE	MIXED				IMME-DIATE	DELAYED	SPLIT				
SIXTH CIRCUIT.....	4,284	1,967	1,219	496	57	177	18	2,120	1,821	25	172	22	30	10	187
KENTUCKY EASTERN.....	399	247	193	30	6	9	9	143	110	4	18	4	7	1	8
KENTUCKY WESTERN.....	411	197	133	32	1	23	8	194	154	1	24	14	1	1	19
MICHIGAN EASTERN.....	1,465	540	348	233	1	58	-	757	672	3	40	1	41	1	67
MICHIGAN WESTERN.....	222	59	28	19	1	11	-	151	146	-	2	1	2	1	11
OHIO NORTHERN.....	679	245	139	75	6	25	-	402	343	4	41	-	14	2	30
OHIO SOUTHERN.....	318	169	133	30	1	5	-	135	112	1	17	1	4	-	14
TENNESSEE EASTERN.....	247	143	79	15	20	29	-	89	65	3	17	1	3	-	15
TENNESSEE MIDDLE.....	287	128	94	20	2	11	1	144	133	3	3	-	5	2	13
TENNESSEE WESTERN.....	256	139	72	42	19	6	-	105	86	6	10	-	3	2	10
SEVENTH CIRCUIT...	2,298	959	750	78	36	87	8	1,218	1,091	10	92	1	24	2	119
ILLINOIS NORTHERN....	924	347	292	25	22	6	2	529	472	2	42	1	12	1	47
ILLINOIS EASTERN.....	166	75	64	4	5	2	-	88	79	3	5	-	1	-	3
ILLINOIS SOUTHERN....	156	71	44	8	3	16	-	73	69	-	1	-	3	1	11
INDIANA NORTHERN.....	395	214	136	21	6	45	6	170	150	1	15	-	4	-	11
INDIANA SOUTHERN.....	371	157	128	14	-	15	-	205	177	4	24	-	-	-	9
WISCONSIN EASTERN....	217	56	57	6	-	3	-	115	112	-	3	-	-	-	36
WISCONSIN WESTERN....	69	29	29	-	-	-	-	38	32	-	2	-	4	-	2
EIGHTH CIRCUIT.....	2,622	835	618	107	21	77	12	1,562	1,361	19	100	49	33	3	222
ARKANSAS EASTERN.....	241	100	83	8	4	6	2	131	96	-	22	9	4	2	8
ARKANSAS WESTERN....	87	35	24	5	-	2	2	50	45	1	4	-	-	-	2
IOWA NORTHERN.....	103	32	24	3	-	5	-	55	55	-	-	-	-	-	16
IOWA SOUTHERN.....	151	34	25	6	2	1	-	65	53	1	6	-	5	-	52
MINNESOTA.....	287	128	115	7	1	3	2	143	119	4	16	-	4	-	16
MISSOURI EASTERN.....	383	212	146	34	8	23	1	159	138	1	19	1	-	1	11
MISSOURI WESTERN....	843	137	97	28	3	8	1	637	601	1	21	1	13	-	69
NEBRASKA.....	182	65	34	14	1	15	1	92	80	8	1	1	2	-	25
NORTH DAKOTA.....	115	31	23	1	-	5	3	72	51	1	6	11	3	-	12
SOUTH DAKOTA.....	230	61	47	4	-	9	1	158	123	2	5	26	2	-	11
NINTH CIRCUIT.....	8,103	3,533	2,419	740	50	284	40	4,150	2,878	85	676	96	415	189	231
ALASKA.....	164	30	25	-	-	3	2	96	74	2	11	7	2	3	35
ARIZONA.....	1,076	625	449	84	1	66	25	421	282	9	54	31	45	1	29
CALIFORNIA NORTHERN..	562	211	160	27	-	22	2	324	279	5	26	1	13	7	20
CALIFORNIA EASTERN...	1,026	539	485	34	1	19	-	407	308	15	55	8	21	65	15
CALIFORNIA CENTRAL...	1,679	630	359	216	17	38	-	998	804	39	133	1	21	10	41
CALIFORNIA SOUTHERN..	2,152	853	540	237	15	55	6	1,186	592	5	292	38	259	95	18
HAWAII.....	123	26	11	9	-	6	-	74	57	-	15	-	1	-	23
IDAHO.....	99	37	17	12	2	5	1	56	46	1	5	3	1	-	6
MONTANA.....	123	32	16	4	-	8	4	79	63	1	4	5	6	2	10
NEVADA.....	213	85	61	15	1	8	-	121	90	2	15	1	13	-	7
OREGON.....	219	130	70	33	10	17	-	83	62	3	10	1	7	-	6
WASHINGTON EASTERN...	144	63	41	8	-	14	-	79	53	-	19	-	7	-	2
WASHINGTON WESTERN..	485	257	170	61	3	23	-	205	147	3	36	-	19	6	17
GUAM.....	38	15	15	-	-	-	-	21	21	-	-	-	-	-	2
TENTH CIRCUIT.....	1,636	764	436	204	14	102	8	810	688	24	61	24	13	2	60
COLORADO.....	348	148	112	11	3	20	2	182	153	6	20	2	1	1	17
KANSAS.....	392	217	59	130	1	27	-	171	140	3	19	7	2	-	4
NEW MEXICO.....	266	130	78	30	-	19	3	120	96	6	12	3	3	1	17
OKLAHOMA NORTHERN...	114	56	25	10	9	11	1	56	50	3	-	1	2	-	2
OKLAHOMA EASTERN....	68	24	23	-	-	-	-	41	37	2	2	-	-	-	3
OKLAHOMA WESTERN....	257	150	112	19	-	18	1	99	91	-	6	-	2	-	8
UTAH.....	80	8	6	2	-	-	-	70	55	3	1	-	1	-	2
WYOMING.....	109	31	21	2	1	6	1	71	56	1	1	11	2	-	7



**TABLE 4 - 1976**  
**UNITED STATES DISTRICT COURTS**  
**TYPE OF SENTENCE FOR CONVICTED CRIMINAL DEFENDANTS**  
**TWELVE MONTH PERIOD ENDED JUNE 30, 1976**

CIRCUIT AND DISTRICT	TOTAL CON- VICTED	TYPE OF IMPRISONMENT						TYPE OF PROBATION						SUS- PEN- DED SEN- TENCE	FINE ONLY
		TOTAL SEN- TENCED	ADULT			YOUTH CORREC- TIONS ACT	F.J. D.A.	TOTAL	ADULT			F.J. D.A.	NG SUPER- VISION		
			REGULAR	INDETER- MINATE	MIXED				IMME- DIATE	DELAYED	SPLIT				
TOTAL ALL DISTRICTS..	40,715	18,828	14,383	2,031	809	1,524	81	18,407	15,562	161	1,342	79	1,263	237	13,243
DISTRICT OF COLUMBIA..	852	454	291	79	5	79	-	381	354	1	22	-	4	-	17
FIRST CIRCUIT.....	1,091	445	385	21	17	20	2	573	492	10	34	1	36	10	63
MAINE.....	63	30	29	-	-	1	-	25	22	-	2	-	1	1	7
MASSACHUSETTS.....	655	275	236	13	10	14	2	335	294	8	30	1	2	9	36
NEW HAMPSHIRE.....	44	6	2	4	-	-	-	37	37	-	-	-	-	-	1
RHODE ISLAND.....	94	28	21	2	4	1	-	56	50	2	1	-	3	-	10
PUERTO RICO.....	235	106	97	2	3	4	-	120	89	-	1	-	30	-	9
SECOND CIRCUIT....	2,931	1,343	1,114	101	46	81	1	1,453	1,275	20	110	-	48	25	110
CONNECTICUT.....	287	133	121	7	1	4	-	145	127	3	15	-	-	-	9
NEW YORK NORTHERN....	116	46	36	2	-	8	-	57	51	-	6	-	-	3	10
NEW YORK EASTERN.....	944	431	329	61	14	27	-	456	402	7	36	-	11	8	49
NEW YORK SOUTHERN....	1,288	630	538	28	30	34	-	626	543	4	49	-	30	7	25
NEW YORK WESTERN.....	210	65	58	2	1	3	1	133	122	5	-	-	6	-	12
VERMONT.....	86	38	32	1	-	5	-	36	30	1	4	-	1	7	5
THIRD CIRCUIT ....	2,800	1,157	863	132	61	100	1	1,481	1,336	19	54	-	72	9	153
DELAWARE.....	131	60	48	-	1	10	1	62	54	2	4	-	2	2	7
NEW JERSEY.....	877	284	239	23	9	13	-	521	467	6	21	-	27	2	70
PENNSYLVANIA EASTERN..	866	328	222	42	39	25	-	516	499	5	4	-	8	1	21
PENNSYLVANIA MIDDLE..	195	98	74	8	3	13	-	75	65	1	6	-	3	-	22
PENNSYLVANIA WESTERN..	436	210	108	59	4	39	-	207	183	5	19	-	-	-	19
VIRGIN ISLANDS.....	295	177	172	-	5	-	-	100	68	-	-	-	32	4	14
FOURTH CIRCUIT....	4,066	1,772	1,288	208	69	195	12	1,876	1,690	13	117	3	53	11	407
MARYLAND.....	1,007	368	252	68	2	44	2	538	488	1	36	-	13	3	98
NO. CAROLINA EASTERN..	315	141	86	18	7	30	-	161	141	2	18	-	-	1	12
NO. CAROLINA MIDDLE..	321	176	155	6	2	10	3	125	103	-	19	1	2	1	19
NO. CAROLINA WESTERN..	305	114	88	7	13	5	1	176	169	-	3	1	3	-	15
SOUTH CAROLINA.....	540	266	213	14	10	25	4	264	229	2	18	-	15	-	10
VIRGINIA EASTERN.....	1,062	477	343	76	18	38	2	350	318	6	13	-	13	4	231
VIRGINIA WESTERN.....	225	68	33	4	15	16	-	146	129	1	8	1	7	2	9
W. VIRGINIA NORTHERN..	81	49	37	2	2	8	-	32	32	-	-	-	-	-	-
W. VIRGINIA SOUTHERN..	210	113	81	13	-	19	-	84	81	1	2	-	-	-	13
FIFTH CIRCUIT.....	10,199	4,348	3,437	316	246	331	18	4,043	3,282	27	223	1	510	100	1,708
ALABAMA NORTHERN.....	678	316	257	11	6	42	-	338	318	4	12	-	4	-	24
ALABAMA MIDDLE.....	248	137	95	4	-	38	-	98	97	-	1	-	-	-	13
ALABAMA SOUTHERN.....	210	121	99	4	2	16	-	77	74	-	3	-	-	-	12
FLORIDA NORTHERN.....	168	127	81	33	2	11	-	36	29	-	7	-	-	-	5
FLORIDA MIDDLE.....	661	324	260	28	22	24	-	313	282	1	16	-	14	2	22
FLORIDA SOUTHERN.....	934	556	449	35	49	23	-	358	255	3	32	-	68	3	17
GEORGIA NORTHERN.....	534	292	223	33	18	18	-	220	192	7	21	-	-	-	22
GEORGIA MIDDLE.....	321	122	86	24	8	4	-	199	133	1	8	-	57	-	-
GEORGIA SOUTHERN.....	1,305	108	94	1	8	4	1	380	356	-	7	-	17	39	778
LOUISIANA EASTERN.....	836	240	184	14	16	26	-	426	275	1	18	-	132	17	153
LOUISIANA MIDDLE.....	145	59	46	3	2	8	-	61	38	1	7	-	15	-	25
LOUISIANA WESTERN.....	805	77	70	2	3	2	-	190	127	-	6	-	57	15	523
MISSISSIPPI NORTHERN..	100	30	21	-	8	1	-	65	60	4	-	-	1	-	5
MISSISSIPPI SOUTHERN..	126	71	49	-	20	2	-	51	37	-	9	-	5	-	4
TEXAS NORTHERN.....	608	366	279	29	39	19	-	222	194	2	23	-	3	1	19
TEXAS EASTERN.....	170	74	67	5	1	1	-	86	76	-	7	-	3	-	10
TEXAS SOUTHERN.....	1,323	639	577	21	14	26	1	629	502	2	35	-	90	16	39
TEXAS WESTERN.....	747	523	360	69	12	66	16	213	159	1	11	1	41	2	9
CANAL ZONE.....	280	166	150	-	16	-	-	81	78	-	-	-	3	5	28

**TABLE 4 - 1976**  
**UNITED STATES DISTRICT COURTS**  
**TYPE OF SENTENCE FOR CONVICTED CRIMINAL DEFENDANTS**  
**TWELVE MONTH PERIOD ENDED JUNE 30, 1976**

CIRCUIT AND DISTRICT	TOTAL CON- VICTED	TYPE OF IMPRISONMENT						TYPE OF PROBATION						SUS- PEN- DED SEN- TENCE	FINE ONLY
		TOTAL SEN- TENCED	ADULT			YOUTH CORREC- TIONS ACT	F.J. D.A.	TOTAL	ADULT			F.J. D.A.	NO SUPER- VISION		
			REGULAR	INDETER- MINATE	MIXED				IMME- DIATE	DELAYED	SPLIT				
SIXTH CIRCUIT.....	4,312	2,194	1,639	329	67	151	8	1,885	1,710	10	135	8	22	3	230
KENTUCKY EASTERN.....	367	261	215	22	19	3	2	93	72	-	20	1	-	-	13
KENTUCKY WESTERN.....	386	211	163	27	1	16	4	142	111	-	27	4	-	1	32
MICHIGAN EASTERN.....	1,478	784	595	129	2	57	1	625	576	2	35	-	10	-	69
MICHIGAN WESTERN.....	250	73	58	6	2	7	-	143	142	-	1	-	-	-	34
OHIO NORTHERN.....	728	286	174	85	5	21	1	420	388	3	24	3	2	-	22
OHIO SOUTHERN.....	425	243	213	9	7	14	-	170	150	3	14	-	3	2	10
TENNESSEE EASTERN.....	195	108	58	20	16	14	-	71	65	-	6	-	-	-	16
TENNESSEE MIDDLE.....	282	119	99	7	3	10	-	142	134	-	3	-	5	-	21
TENNESSEE WESTERN.....	201	109	64	24	12	9	-	79	70	2	5	-	2	-	13
SEVENTH CIRCUIT...	2,116	1,075	801	53	125	96	-	965	847	7	96	1	14	12	64
ILLINOIS NORTHERN....	845	425	316	7	90	10	-	406	346	2	48	-	8	4	10
ILLINOIS EASTERN.....	184	95	70	7	15	3	-	87	78	1	8	-	-	-	2
ILLINOIS SOUTHERN....	132	48	30	2	9	7	-	72	68	-	2	-	2	-	12
INDIANA NORTHERN....	394	223	148	20	9	46	-	163	137	1	20	1	4	-	8
INDIANA SOUTHERN....	322	176	137	10	2	27	-	133	117	-	16	-	-	-	11
WISCONSIN EASTERN....	171	66	59	4	-	3	-	83	79	2	2	-	-	4	18
WISCONSIN WESTERN....	68	42	39	3	-	-	-	21	20	1	-	-	-	2	3
EIGHTH CIRCUIT....	2,656	1,061	769	116	64	107	5	1,498	1,171	13	71	3	240	3	94
ARKANSAS EASTERN.....	295	159	131	3	8	17	-	124	99	-	18	-	7	1	11
ARKANSAS WESTERN.....	67	25	17	1	3	4	-	40	35	-	3	-	2	-	2
IOWA NORTHERN.....	105	32	20	3	-	9	-	61	61	-	-	-	-	-	12
IOWA SOUTHERN.....	129	54	43	2	2	7	-	63	54	3	5	-	1	-	12
MINNESOTA.....	317	178	153	7	13	5	-	137	121	3	13	-	-	-	2
MISSOURI EASTERN.....	403	251	172	47	18	14	-	147	132	2	13	-	-	-	3
MISSOURI WESTERN.....	766	169	102	37	12	17	1	586	341	2	15	-	228	-	11
NEBRASKA.....	152	50	40	5	2	3	-	85	81	3	-	-	1	-	17
NORTH DAKOTA.....	118	47	26	3	1	16	1	58	54	-	3	1	-	-	13
SOUTH DAKOTA.....	304	96	65	8	5	15	3	197	193	-	1	2	1	-	11
NINTH CIRCUIT.....	8,023	4,106	3,200	516	84	274	32	3,528	2,752	36	431	59	250	56	331
ALASKA.....	174	43	33	4	1	5	-	80	71	1	5	3	-	-	51
ARIZONA.....	1,250	838	721	25	-	72	20	399	312	1	57	14	15	2	11
CALIFORNIA NORTHERN..	627	284	227	27	2	28	-	310	279	1	23	-	7	1	32
CALIFORNIA EASTERN...	999	618	558	40	2	17	-	322	276	1	17	3	25	21	36
CALIFORNIA CENTRAL...	1,774	833	546	216	23	48	-	912	814	10	79	-	9	5	24
CALIFORNIA SOUTHERN..	1,743	867	665	127	32	37	6	841	448	13	207	15	158	18	17
HAWAII.....	142	53	24	15	1	13	-	70	54	-	10	-	6	-	19
IDAHO.....	135	53	42	6	-	4	1	68	63	-	4	1	-	1	13
MONTANA.....	158	40	30	-	-	7	3	100	72	-	-	-	6	2	16
NEVADA.....	218	106	92	8	-	6	-	103	87	-	3	-	13	5	4
OREGON.....	181	95	55	25	10	5	-	66	63	-	1	1	1	-	20
WASHINGTON EASTERN...	142	60	39	6	4	10	1	76	60	6	7	-	3	-	6
WASHINGTON WESTERN...	451	211	162	17	9	22	1	160	132	3	18	-	7	3	77
GUAM.....	29	5	5	-	-	-	-	21	21	-	-	-	-	-	3
TENTH CIRCUIT.....	1,669	873	596	160	25	90	2	724	653	5	49	3	14	6	66
COLORADO.....	289	130	106	11	-	13	-	143	126	1	14	-	2	1	15
KANSAS.....	377	201	67	104	3	27	-	152	140	1	6	2	3	2	22
NEW MEXICO.....	282	182	134	18	7	22	1	98	81	-	16	-	1	1	1
OKLAHOMA NORTHERN...	165	76	52	6	9	9	-	88	81	1	4	-	2	-	1
OKLAHOMA EASTERN...	62	25	23	-	-	2	-	37	36	-	1	-	-	-	1
OKLAHOMA WESTERN...	237	164	141	14	1	7	1	69	68	-	1	-	-	-	3
UTAH.....	130	38	36	2	-	-	-	60	74	1	2	-	3	1	11
WYOMING.....	127	57	37	5	5	10	-	57	47	1	5	1	3	-	13

**TABLE 4 - 1977**  
**UNITED STATES DISTRICT COURTS**  
**TYPE OF SENTENCE FOR CONVICTED CRIMINAL DEFENDANTS**  
**TWELVE MONTH PERIOD ENDED JUNE 30, 1977**

CIRCUIT AND DISTRICT	TOTAL CON- VICTED	TYPE OF IMPRISONMENT						TYPE OF PROBATION						SUS- PENDED SEN- TENCE	FINE ONLY
		TOTAL SEN- TENCED	ADULT			YOUTH CORREC- TIONS ACT	F.J. D.A.	TOTAL	ADULT			F.J. D.A.	NO SUPER- VISION		
			REGULAR	INDETER- MINATE	MIXED				IMME- DIATE	DELAYED	SPLIT				
TOTAL ALL DISTRICTS..	41,468	19,605	15,926	1,602	836	1,201	40	16,141	15,035	64	70	82	890	313	5,409
DISTRICT OF COLUMBIA..	997	526	346	112	6	61	1	458	451	-	1	-	6	6	7
FIRST CIRCUIT .....	1,023	441	400	3	2	36	-	510	480	5	3	-	22	2	70
MAINE.....	65	22	20	-	-	2	-	31	31	-	-	-	-	-	12
MASSACHUSETTS.....	589	266	247	3	1	15	-	298	293	3	1	-	1	1	24
NEW HAMPSHIRE.....	28	6	6	-	-	-	-	19	19	-	-	-	-	1	2
RHODE ISLAND.....	101	27	21	-	1	5	-	67	51	1	2	-	13	-	7
PUERTO RICO.....	240	120	106	-	-	14	-	95	86	1	-	-	8	-	25
SECOND CIRCUIT.....	3,256	1,502	1,309	47	62	84	-	1,544	1,494	8	8	3	31	9	201
CONNECTICUT.....	286	113	103	3	7	-	-	148	145	2	1	-	-	1	24
NEW YORK NORTHERN.....	162	58	55	-	-	3	-	87	84	-	1	-	2	3	14
NEW YORK EASTERN.....	965	456	392	24	5	35	-	451	437	3	6	1	4	-	58
NEW YORK SOUTHERN.....	1,449	717	619	17	42	39	-	660	633	1	-	1	25	2	70
NEW YORK WESTERN.....	304	113	100	2	4	7	-	163	162	-	-	1	-	-	28
VERMONT.....	90	45	40	1	4	-	-	35	33	2	-	-	-	3	7
THIRD CIRCUIT.....	2,913	1,316	1,075	70	80	91	-	1,443	1,373	13	2	-	55	8	146
DELAWARE.....	121	51	42	-	4	5	-	65	59	2	-	-	4	-	5
NEW JERSEY.....	1,164	397	353	20	10	14	-	655	616	5	1	-	33	5	107
PENNSYLVANIA EASTERN.....	753	333	222	25	46	40	-	417	410	4	-	-	3	-	3
PENNSYLVANIA MIDDLE.....	194	85	77	3	2	3	-	93	91	-	1	-	1	-	16
PENNSYLVANIA WESTERN.....	354	230	163	22	16	29	-	112	110	2	-	-	-	-	12
VIRGIN ISLANDS.....	327	220	218	-	2	-	-	101	87	-	-	-	14	3	3
FOURTH CIRCUIT.....	3,832	1,642	1,275	149	50	166	2	1,482	1,387	5	5	1	84	27	681
MARYLAND.....	1,076	416	308	53	5	50	-	492	459	1	3	-	29	13	155
NO. CAROLINA EASTERN.....	261	143	73	24	13	31	2	107	106	-	-	-	1	1	10
NO. CAROLINA MIDDLE.....	277	182	164	11	2	5	-	92	89	2	-	1	-	1	2
NO. CAROLINA WESTERN.....	240	80	64	5	4	7	-	154	153	-	-	-	1	-	6
SOUTH CAROLINA.....	354	190	142	20	14	14	-	153	153	-	-	-	-	-	11
VIRGINIA EASTERN.....	1,166	421	364	28	4	25	-	258	203	2	2	-	51	9	478
VIRGINIA WESTERN.....	174	60	44	5	5	6	-	105	103	-	-	-	2	-	9
W. VIRGINIA NORTHERN.....	83	47	34	1	1	11	-	32	32	-	-	-	-	-	4
W. VIRGINIA SOUTHERN.....	201	103	82	2	2	17	-	89	89	-	-	-	-	3	6
FIFTH CIRCUIT.....	10,800	4,594	3,917	192	266	211	7	3,588	3,209	19	16	9	235	33	2,585
ALABAMA NORTHERN.....	660	302	279	6	4	13	-	317	313	1	2	-	1	1	40
ALABAMA MIDDLE.....	238	115	83	4	5	22	1	59	59	-	-	-	-	1	63
ALABAMA SOUTHERN.....	175	100	84	2	2	12	-	65	64	-	1	-	-	-	10
FLORIDA NORTHERN.....	146	112	83	23	2	4	-	29	29	-	-	-	-	-	5
FLORIDA MIDDLE.....	539	277	235	11	14	17	-	243	239	-	2	-	2	-	19
FLORIDA SOUTHERN.....	778	505	433	12	55	5	-	251	237	1	4	-	9	2	20
GEORGIA NORTHERN.....	563	354	267	22	45	20	-	203	200	2	-	-	1	-	6
GEORGIA MIDDLE.....	801	107	101	-	4	1	1	132	129	1	-	1	1	-	562
GEORGIA SOUTHERN.....	1,528	108	95	-	11	2	-	320	285	-	-	1	34	2	1,098
LOUISIANA EASTERN.....	771	286	238	21	13	14	-	280	208	6	-	-	66	21	184
LOUISIANA MIDDLE.....	160	62	53	-	6	3	-	78	78	-	-	-	-	-	20
LOUISIANA WESTERN.....	552	101	98	-	2	1	-	180	142	2	-	-	36	5	266
MISSISSIPPI NORTHERN.....	104	44	34	-	10	-	-	60	60	-	-	-	-	-	-
MISSISSIPPI SOUTHERN.....	141	79	64	2	9	4	-	60	42	-	-	-	18	-	2
TEXAS NORTHERN.....	684	436	351	13	52	20	-	232	229	-	-	-	3	-	16
TEXAS EASTERN.....	159	83	81	-	2	-	-	67	64	-	-	-	3	-	9
TEXAS SOUTHERN.....	1,500	780	756	-	5	15	-	706	656	4	2	-	44	-	14
TEXAS WESTERN.....	1,035	610	455	77	15	58	5	197	172	2	2	7	14	1	227
CANAL ZONE.....	266	133	127	-	6	-	-	109	103	-	3	-	3	-	24

**TABLE 4 - 1977**  
**UNITED STATES DISTRICT COURTS**  
**TYPE OF SENTENCE FOR CONVICTED CRIMINAL DEFENDANTS**  
**TWELVE MONTH PERIOD ENDED JUNE 30, 1977**

CIRCUIT AND DISTRICT	TOTAL CON- VICTED	TYPE OF IMPRISONMENT						TYPE OF PROBATION						SUS- PEN- DED SEN- TENCE	FINE ONLY
		TOTAL SEN- TENCED	ADULT			YOUTH CORREC- TIONS ACT	F.J. D.A.	TOTAL	ADULT			F.J. D.A.	NU SUPER- VISION		
			REGULAR	INDETER- MINATE	MIXED				IMME- DIATE	DELAYED	SPLIT				
SIXTH CIRCUIT.....	4,123	2,225	1,755	251	89	125	5	1,563	1,508	6	8	4	27	11	324
KENTUCKY EASTERN.....	287	207	174	13	8	11	1	57	56	-	-	1	-	1	22
KENTUCKY WESTERN.....	521	267	207	24	3	30	3	186	181	1	1	2	1	1	67
MICHIGAN EASTERN.....	1,227	745	582	131	5	27	-	437	422	-	1	-	14	4	41
MICHIGAN WESTERN.....	239	77	58	10	1	8	-	144	138	1	-	1	4	2	16
OHIO NORTHERN.....	734	348	277	34	12	25	-	364	356	3	3	-	2	-	22
OHIO SOUTHERN.....	315	191	175	9	1	6	-	110	98	-	2	-	12	-	14
TENNESSEE EASTERN.....	203	128	70	10	37	10	1	66	63	-	1	-	2	1	8
TENNESSEE MIDDLE.....	410	154	144	5	2	3	-	128	127	-	-	-	1	2	126
TENNESSEE WESTERN.....	187	108	68	15	20	5	-	71	69	1	-	-	1	-	8
SEVENTH CIRCUIT....	2,145	1,196	947	78	98	73	-	840	816	2	11	-	11	4	105
ILLINOIS NORTHERN.....	1,011	556	444	16	82	14	-	385	370	-	8	-	7	-	70
ILLINOIS EASTERN.....	137	77	68	-	1	8	-	53	52	-	-	-	1	-	7
ILLINOIS SOUTHERN.....	98	50	27	4	12	7	-	46	45	-	-	-	1	-	2
INDIANA NORTHERN.....	374	231	170	31	2	28	-	136	132	-	3	-	1	2	5
INDIANA SOUTHERN.....	248	161	136	12	1	12	-	82	81	1	-	-	-	1	4
WISCONSIN EASTERN.....	211	90	77	9	-	4	-	107	106	-	-	-	1	-	14
WISCONSIN WESTERN.....	66	31	25	6	-	-	-	31	30	1	-	-	-	1	3
EIGHTH CIRCUIT....	2,399	1,122	986	38	34	63	1	1,159	882	-	1	10	266	3	115
ARKANSAS EASTERN.....	234	128	108	1	14	5	-	97	96	-	-	-	1	1	8
ARKANSAS WESTERN.....	70	30	27	-	1	2	-	35	34	-	-	-	1	-	5
IOWA NORTHERN.....	131	40	23	2	3	12	-	75	76	-	-	-	-	-	15
IOWA SOUTHERN.....	96	46	38	5	-	2	-	39	37	-	-	-	2	-	11
MINNESOTA.....	343	234	221	2	7	4	-	102	102	-	-	-	-	-	7
MISSOURI EASTERN.....	355	253	219	10	5	19	-	92	91	-	1	-	-	-	10
MISSOURI WESTERN.....	572	172	145	16	3	8	-	392	136	-	-	-	256	-	8
NEBRASKA.....	183	68	65	-	1	2	-	77	77	-	-	-	-	-	38
NORTH DAKOTA.....	137	58	53	1	-	4	-	72	69	-	-	1	2	-	7
SOUTH DAKOTA.....	278	93	86	1	-	5	1	177	164	-	-	9	4	2	6
NINTH CIRCUIT.....	7,987	4,046	3,130	545	120	227	24	2,736	2,527	5	11	51	142	209	996
ALASKA.....	164	63	53	4	4	2	-	84	80	-	-	4	-	-	17
ARIZONA.....	1,123	809	700	18	4	74	13	292	256	-	1	16	19	1	21
CALIFORNIA NORTHERN..	641	372	308	27	22	12	3	249	245	-	-	1	3	2	18
CALIFORNIA EASTERN...	532	292	237	36	3	15	1	211	202	-	2	1	6	7	22
CALIFORNIA CENTRAL...	1,965	1,042	726	237	30	48	1	863	845	1	1	-	16	5	55
CALIFORNIA SOUTHERN..	1,153	705	526	137	23	16	3	439	359	-	3	11	66	5	4
HAWAII.....	690	78	46	19	-	13	-	81	72	1	-	1	7	176	355
IDAHO.....	113	56	48	-	-	8	-	47	47	-	-	-	-	-	10
MONTANA.....	154	49	33	3	3	8	2	98	76	1	-	16	5	-	7
NEVADA.....	156	73	68	3	1	1	-	73	72	-	-	-	1	1	9
OREGON.....	230	151	88	42	16	5	-	67	62	-	2	1	2	-	12
WASHINGTON EASTERN...	139	85	68	6	-	11	-	52	49	-	1	-	2	-	2
WASHINGTON WESTERN...	910	261	219	13	14	14	1	173	157	-	1	-	15	12	464
GUAM.....	17	10	10	-	-	-	-	7	5	2	-	-	-	-	-
TENTH CIRCUIT.....	1,993	995	786	116	28	64	-	816	808	1	4	4	1	1	179
COLORADO.....	458	163	149	1	2	11	-	168	166	-	1	-	1	1	126
KANSAS.....	414	235	133	80	4	18	-	148	148	-	-	-	-	-	31
NEW MEXICO.....	246	162	135	2	11	14	-	81	78	-	1	2	-	-	3
OKLAHOMA NORTHERN...	216	114	86	12	7	9	-	99	98	-	1	-	-	-	3
OKLAHOMA EASTERN.....	71	25	22	-	1	2	-	45	45	-	-	-	-	-	1
OKLAHOMA WESTERN.....	398	232	206	19	2	5	-	162	160	1	1	-	-	-	4
UTAH.....	75	17	16	-	1	-	-	51	51	-	-	-	-	-	7
WYOMING.....	115	47	39	2	1	5	-	64	62	-	-	2	-	-	4

**TABLE 4 - 1978**  
**UNITED STATES DISTRICT COURTS**  
**TYPE OF SENTENCE FOR CONVICTED CRIMINAL DEFENDANTS**  
**TWELVE MONTH PERIOD ENDED JUNE 30, 1978**

CIRCUIT AND DISTRICT	TOTAL CON-VICTED	TYPE OF IMPRISONMENT						TYPE OF PROBATION						SUS-PENDED SENTENCE	FINE ONLY
		TOTAL SENTENCED	ADULT			YOUTH CORRECTIONS ACT	F.J. D.A.	TOTAL	ADULT			F.J. D.A.	NO SUPER-VISION		
			REGULAR	INDETERMINATE	MIXED				IMMEDIATE	DELAYED	SPLIT				
TOTAL ALL DISTRICTS.....	36,505	17,461	14,225	1,106	1,160	949	21	14,515	12,746	20	19	45	685	250	4,279
DISTRICT OF COLUMBIA.....	384	413	303	58	11	41	-	460	448	1	-	-	11	4	7
FIRST CIRCUIT.....	918	412	387	-	10	15	-	443	438	-	2	-	3	1	62
MAINE.....	65	29	22	-	1	6	-	23	23	-	-	-	-	-	13
MASSACHUSETTS.....	534	261	251	-	5	5	-	249	248	-	-	-	1	-	24
NEW HAMPSHIRE.....	30	10	10	-	-	-	-	18	18	-	-	-	-	-	2
RHODE ISLAND.....	87	31	28	-	2	1	-	50	48	-	2	-	-	-	6
PUERTO RICO.....	202	81	76	-	2	3	-	103	101	-	-	-	2	1	17
SECOND CIRCUIT.....	2,737	1,406	1,207	50	75	74	-	1,237	1,218	1	2	1	15	11	83
CONNECTICUT.....	227	118	114	-	2	2	-	96	94	-	1	-	1	-	13
NEW YORK NORTHERN.....	133	54	51	-	2	1	-	75	73	1	-	-	1	-	4
NEW YORK EASTERN.....	885	471	381	46	24	40	-	393	389	-	-	-	4	-	21
NEW YORK SOUTHERN.....	1,166	536	563	4	44	25	-	507	498	-	1	1	7	1	22
NEW YORK WESTERN.....	252	91	86	-	1	4	-	143	141	-	-	-	2	-	18
VERMONT.....	74	35	32	-	2	2	-	23	23	-	-	-	-	10	5
THIRD CIRCUIT.....	2,586	1,096	923	39	89	45	-	1,323	1,293	3	1	-	26	19	148
DELAWARE.....	82	37	28	2	3	4	-	43	42	-	-	-	1	-	2
NEW JERSEY.....	1,088	343	326	8	7	2	-	648	632	2	-	-	14	11	86
PENNSYLVANIA EASTERN.....	662	285	184	23	50	28	-	353	348	1	-	-	4	3	21
PENNSYLVANIA MIDDLE.....	158	72	67	1	4	-	-	71	70	-	-	-	1	-	15
PENNSYLVANIA WESTERN.....	345	215	175	5	24	11	-	120	120	-	-	-	-	1	9
VIRGIN ISLANDS.....	251	144	143	-	1	-	-	88	81	-	1	-	6	4	15
FOURTH CIRCUIT.....	3,603	1,318	1,035	105	40	137	1	1,556	1,390	6	2	6	152	37	692
MARYLAND.....	990	337	259	42	2	34	-	522	471	-	2	3	46	6	125
NO. CAROLINA EASTERN.....	232	133	87	18	1	27	-	98	97	-	-	-	1	-	1
NO. CAROLINA MIDDLE.....	245	161	135	5	4	17	-	80	73	3	-	2	2	3	1
NO. CAROLINA WESTERN.....	233	58	49	3	2	4	-	160	159	1	-	-	-	-	15
SOUTH CAROLINA.....	369	200	171	13	3	13	-	161	159	1	-	-	1	-	8
VIRGINIA EASTERN.....	1,183	293	243	20	6	24	-	334	233	1	-	1	99	28	528
VIRGINIA WESTERN.....	144	45	25	2	10	8	-	93	91	-	-	-	2	-	6
W. VIRGINIA NORTHERN.....	62	26	14	2	5	5	-	35	35	-	-	-	-	-	1
W. VIRGINIA SOUTHERN.....	145	65	52	-	7	6	1	73	72	-	-	-	1	-	7
FIFTH CIRCUIT.....	5,034	4,346	3,535	196	432	181	2	3,107	2,970	3	2	3	129	85	1,496
ALABAMA NORTHERN.....	749	275	257	3	8	7	-	329	322	-	-	-	7	1	144
ALABAMA MIDDLE.....	287	122	101	2	1	18	-	101	101	-	-	-	-	-	64
ALABAMA SOUTHERN.....	169	80	75	-	2	3	-	84	84	-	-	-	-	-	5
FLORIDA NORTHERN.....	119	84	59	19	4	2	-	31	31	-	-	-	-	-	4
FLORIDA MIDDLE.....	671	418	314	38	36	29	1	235	234	-	-	-	1	1	17
FLORIDA SOUTHERN.....	778	499	413	6	67	13	-	247	242	-	-	-	5	3	29
GEORGIA NORTHERN.....	455	274	213	23	34	4	-	174	172	-	1	-	1	3	4
GEORGIA MIDDLE.....	1,003	102	89	-	9	4	-	100	99	-	-	-	1	1	800
GEORGIA SOUTHERN.....	476	75	56	1	13	5	-	173	170	-	-	-	3	74	154
LOUISIANA EASTERN.....	458	204	168	8	13	15	-	225	223	1	-	-	1	2	27
LOUISIANA MIDDLE.....	95	57	44	-	12	1	-	35	35	-	-	-	-	-	3
LOUISIANA WESTERN.....	222	68	60	-	1	7	-	133	117	-	-	-	16	-	21
MISSISSIPPI NORTHERN.....	70	32	19	1	11	1	-	35	35	-	-	-	-	-	3
MISSISSIPPI SOUTHERN.....	130	59	44	5	9	1	-	69	68	-	-	-	1	-	2
TEXAS NORTHERN.....	627	384	321	7	51	5	-	234	233	-	-	-	1	-	9
TEXAS EASTERN.....	139	63	62	1	-	-	-	74	74	-	-	-	-	-	2
TEXAS SOUTHERN.....	1,363	808	677	-	117	14	-	538	469	2	1	1	65	-	17
TEXAS WESTERN.....	967	569	389	82	35	52	1	223	195	-	-	2	26	-	185
CANAL ZONE.....	256	183	174	-	9	-	-	67	66	-	-	-	1	-	6

**TABLE 4 - 1978**  
**UNITED STATES DISTRICT COURTS**  
**TYPE OF SENTENCE FOR CONVICTED CRIMINAL DEFENDANTS**  
**TWELVE MONTH PERIOD ENDED JUNE 30, 1978**

CIRCUIT AND DISTRICT	TOTAL CON- VICTED	TYPE OF IMPRISONMENT						TYPE OF PROBATION						SUS- PENDED SEN- TENCE	FINE ONLY
		TOTAL SEN- TENCED	ADULT			YOUTH CORREC- TIONS ACT	F.J. D.A.	TOTAL	ADULT			F.J. D.A.	NO SUPER- VISION		
			REGULAR	INDETER- MINATE	MIXED				IMME- DIATE	DELAYED	SPLIT				
SIXTH CIRCUIT.....	3,594	1,964	1,550	224	89	101	-	1,379	1,337	-	2	3	37	4	247
KENTUCKY EASTERN.....	278	207	181	19	3	4	-	59	57	-	-	-	2	-	12
KENTUCKY WESTERN.....	629	297	228	39	13	17	-	236	229	-	-	3	4	1	95
MICHIGAN EASTERN.....	894	543	439	81	6	17	-	329	315	-	-	-	14	-	22
MICHIGAN WESTERN.....	194	62	37	8	4	13	-	121	121	-	-	-	-	-	11
OHIO NORTHERN.....	517	252	180	50	6	16	-	249	246	-	-	-	3	2	14
OHIO SOUTHERN.....	386	213	189	4	12	8	-	166	164	-	-	-	2	1	6
TENNESSEE EASTERN.....	158	88	58	8	15	7	-	61	61	-	-	-	-	-	9
TENNESSEE MIDDLE.....	270	141	131	3	-	7	-	56	56	-	-	-	-	-	73
TENNESSEE WESTERN.....	268	161	107	12	30	12	-	102	88	-	2	-	12	-	5
SEVENTH CIRCUIT...	1,814	1,026	826	5	143	51	1	725	697	-	1	-	27	3	60
ILLINOIS NORTHERN....	827	464	332	-	116	16	-	330	328	-	-	-	2	3	30
ILLINOIS EASTERN.....	173	86	68	-	9	2	1	72	72	-	-	-	-	-	15
ILLINOIS SOUTHERN....	136	73	63	2	7	1	-	62	39	-	-	-	23	-	1
INDIANA NORTHERN....	194	127	105	-	7	15	-	66	64	-	1	-	1	-	1
INDIANA SOUTHERN....	250	155	143	-	2	10	-	92	92	-	-	-	-	-	3
WISCONSIN EASTERN....	171	89	87	2	-	-	-	76	76	-	-	-	-	-	6
WISCONSIN WESTERN...	63	32	28	1	2	1	-	27	26	-	-	-	1	-	4
EIGHTH CIRCUIT....	2,114	1,088	974	3	55	46	2	938	777	1	3	1	156	3	85
ARKANSAS EASTERN.....	227	145	127	-	13	5	-	78	77	-	-	-	1	-	4
ARKANSAS WESTERN.....	76	30	24	-	5	1	-	45	45	-	-	-	-	-	1
IOWA NORTHERN.....	98	37	32	1	-	4	-	55	55	-	-	-	-	-	6
IOWA SOUTHERN.....	95	51	42	3	3	3	-	38	37	-	1	-	-	-	6
MINNESOTA.....	298	205	196	2	2	5	-	72	71	-	-	-	1	1	20
MISSOURI EASTERN.....	286	193	166	1	11	15	-	90	88	-	1	-	1	-	3
MISSOURI WESTERN....	559	242	216	4	15	7	-	304	153	-	-	-	151	-	13
NEBRASKA.....	140	55	51	-	1	3	-	68	68	-	-	-	-	-	17
NORTH DAKOTA.....	133	46	40	-	1	3	2	77	76	1	-	-	-	-	10
SOUTH DAKOTA.....	202	84	80	-	4	-	-	111	107	-	1	1	2	2	5
NINTH CIRCUIT.....	7,352	3,457	2,773	293	193	184	14	2,581	2,436	3	4	31	107	82	1,232
ALASKA.....	150	62	49	-	8	5	-	66	66	-	-	-	-	-	22
ARIZONA.....	882	600	480	67	6	40	7	261	244	1	3	7	6	3	18
CALIFORNIA NORTHERN..	598	309	258	10	28	13	-	272	269	-	-	-	3	1	16
CALIFORNIA EASTERN...	505	249	224	10	7	8	-	225	223	-	-	-	2	2	29
CALIFORNIA CENTRAL...	1,615	831	695	75	23	38	-	734	710	-	-	1	23	11	39
CALIFORNIA SOUTHERN..	1,122	657	492	101	48	15	1	444	394	2	-	2	46	10	11
HAWAII.....	661	48	31	8	3	6	-	50	40	-	-	-	10	27	536
IDAHO.....	110	59	51	-	2	6	-	45	45	-	-	-	-	2	4
MONTANA.....	154	62	40	1	2	13	6	88	62	-	-	21	5	-	4
NEVADA.....	156	71	64	1	1	5	-	74	73	-	-	-	1	1	10
OREGON.....	261	152	121	7	8	16	-	96	95	-	-	-	1	2	11
WASHINGTON EASTERN...	124	85	73	7	2	3	-	36	35	-	-	-	1	2	1
WASHINGTON WESTERN...	984	258	187	6	49	16	-	174	165	-	1	-	8	21	531
GUAM.....	30	14	8	-	6	-	-	16	15	-	-	-	1	-	-
NORTHERN MARIANAS....	-	-	-	-	-	-	-	-	-	-	-	-	-	-	-
TENTH CIRCUIT.....	1,869	935	712	125	23	74	1	766	742	2	-	-	22	1	167
COLORADO.....	332	142	133	-	3	6	-	120	114	-	-	-	6	-	70
KANSAS.....	363	214	83	106	-	25	-	129	126	1	-	-	2	-	20
NEW MEXICO.....	296	193	161	-	12	19	1	96	96	-	-	-	-	-	7
OKLAHOMA NORTHERN...	100	37	23	7	3	4	-	57	56	1	-	-	-	-	6
OKLAHOMA EASTERN.....	108	48	45	-	2	1	-	57	54	-	-	-	3	-	3
OKLAHOMA WESTERN....	366	188	169	10	2	7	-	147	140	-	-	-	7	-	31
UTAH.....	210	68	66	2	-	-	-	113	112	-	-	-	1	-	29
WYOMING.....	94	45	32	-	1	12	-	47	44	-	-	-	3	1	1

**TABLE 4 - 1979**  
**UNITED STATES DISTRICT COURTS**  
**TYPE OF SENTENCE FOR CONVICTED CRIMINAL DEFENDANTS**  
**TWELVE MONTH PERIOD ENDED JUNE 30, 1979**

CIRCUIT AND DISTRICT	TOTAL CON- VICTED	TYPE OF IMPRISONMENT						TYPE OF PROBATION						SUS- PEN- DED SEN- TENCE	FINE ONLY
		TOTAL SEN- TENCED	ADULT			YOUTH CORREC- TIONS ACT	F.J. D.A.	TOTAL	ADULT			F.J. D.A.	NO SUPER- VISION		
			REGULAR	INDETER- MINATE	MIXED				IMME- DIATE	DELAYED	SPLIT				
TOTAL ALL DISTRICTS.	32,913	14,615	12,073	867	1,016	641	22	13,459	12,351	13	17	34	1,044	467	4,368
DISTRICT OF COLUMBIA.	760	317	237	33	15	32	-	411	399	-	-	-	12	1	31
FIRST CIRCUIT.....	1,092	426	384	8	20	14	-	613	611	-	-	-	2	2	51
MAINE.....	121	74	69	-	4	1	-	42	42	-	-	-	-	1	4
MASSACHUSETTS.....	576	232	218	1	7	6	-	321	321	-	-	-	-	-	23
NEW HAMPSHIRE.....	51	16	15	-	-	1	-	30	30	-	-	-	-	1	4
RHODE ISLAND.....	70	24	19	-	4	1	-	46	44	-	-	-	2	-	-
PUERTO RICO.....	274	80	63	7	5	5	-	174	174	-	-	-	-	-	20
SECOND CIRCUIT ...	2,850	1,300	1,120	44	64	72	-	1,425	1,352	6	2	2	23	22	103
CONNECTICUT.....	190	92	89	-	2	1	-	95	95	-	-	-	-	-	3
NEW YORK NORTHERN.....	168	68	63	-	5	-	-	80	78	-	-	-	2	6	14
NEW YORK EASTERN.....	913	450	368	38	15	29	-	421	409	4	-	-	8	5	37
NEW YORK SOUTHERN.....	1,169	591	508	5	39	39	-	536	522	2	2	1	11	9	31
NEW YORK WESTERN.....	357	85	80	1	2	2	-	252	249	-	-	1	2	2	18
VERMONT.....	53	14	12	-	1	1	-	39	39	-	-	-	-	-	-
THIRD CIRCUIT.....	1,986	869	705	44	90	30	-	994	964	2	2	-	26	7	116
DELAWARE.....	79	40	33	1	3	3	-	36	36	-	-	-	-	2	1
NEW JERSEY.....	674	230	203	9	13	5	-	393	385	1	1	-	6	2	49
PENNSYLVANIA EASTERN.....	492	221	138	18	50	15	-	264	241	-	-	-	3	-	27
PENNSYLVANIA MIDDLE.....	103	56	48	3	4	1	-	30	28	-	-	-	2	-	17
PENNSYLVANIA WESTERN.....	359	173	135	13	19	6	-	170	168	1	1	-	-	-	16
VIRGIN ISLANDS.....	279	149	148	-	1	-	-	121	106	-	-	-	15	3	6
FOURTH CIRCUIT....	3,050	1,219	1,003	94	39	78	5	1,306	1,151	1	-	3	111	25	500
MARYLAND.....	665	316	254	45	3	12	2	297	290	1	-	-	6	4	48
NO. CAROLINA EASTERN.....	239	109	77	18	3	11	-	129	129	-	-	-	-	1	-
NO. CAROLINA MIDDLE.....	205	153	141	4	2	5	1	52	49	-	-	3	-	-	-
NO. CAROLINA WESTERN.....	268	65	56	5	4	4	-	184	182	-	-	-	2	-	15
SOUTH CAROLINA.....	353	166	141	3	4	16	2	180	178	-	-	-	2	-	7
VIRGINIA EASTERN.....	955	266	228	15	14	9	-	298	198	-	-	-	100	19	372
VIRGINIA WESTERN.....	138	31	16	2	4	9	-	90	89	-	-	-	1	-	17
W. VIRGINIA NORTHERN.....	62	40	34	2	2	2	-	20	20	-	-	-	-	-	2
W. VIRGINIA SOUTHERN.....	165	69	56	-	3	10	-	56	56	-	-	-	-	1	39
FIFTH CIRCUIT.....	8,417	3,501	2,968	157	235	140	1	2,963	2,733	-	6	3	221	349	1,504
ALABAMA NORTHERN.....	544	203	187	1	11	4	-	216	209	-	-	-	7	2	123
ALABAMA MIDDLE.....	215	86	72	1	6	7	-	54	54	-	-	-	-	-	75
ALABAMA SOUTHERN.....	118	65	57	-	3	5	-	48	48	-	-	-	-	-	5
FLORIDA NORTHERN.....	110	74	43	29	-	2	-	25	25	-	-	-	-	-	11
FLORIDA MIDDLE.....	537	314	280	8	9	17	-	199	196	-	1	-	2	2	22
FLORIDA SOUTHERN.....	603	393	346	3	33	11	-	192	176	-	-	-	16	4	14
GEORGIA NORTHERN.....	333	198	159	15	23	1	-	128	127	-	-	-	1	1	6
GEORGIA MIDDLE.....	1,063	50	43	2	4	1	-	155	95	-	-	-	60	-	858
GEORGIA SOUTHERN.....	887	105	85	4	12	4	-	113	95	-	-	-	18	333	336
LOUISIANA EASTERN.....	326	160	137	6	8	9	-	153	149	-	-	-	4	1	12
LOUISIANA MIDDLE.....	48	30	21	-	5	4	-	18	18	-	-	-	-	-	-
LOUISIANA WESTERN.....	145	46	35	4	6	1	-	84	83	-	-	-	1	-	15
MISSISSIPPI NORTHERN.....	71	36	28	-	6	2	-	35	35	-	-	-	-	-	-
MISSISSIPPI SOUTHERN.....	71	40	33	2	4	1	-	30	30	-	-	-	-	-	1
TEXAS NORTHERN.....	535	332	257	15	55	5	-	184	180	-	2	-	2	-	19
TEXAS EASTERN.....	150	68	62	-	5	-	1	77	77	-	-	-	-	-	5
TEXAS SOUTHERN.....	1,600	640	605	4	18	13	-	967	860	-	2	-	105	5	28
TEXAS WESTERN.....	793	532	389	63	27	53	-	208	199	-	1	3	5	1	52
CANAL ZONE.....	228	129	129	-	-	-	-	77	77	-	-	-	-	-	22

**TABLE 4 - 1979**  
**UNITED STATES DISTRICT COURTS**  
**TYPE OF SENTENCE FOR CONVICTED CRIMINAL DEFENDANTS**  
**TWELVE MONTH PERIOD ENDED JUNE 30, 1979**

CIRCUIT AND DISTRICT	TOTAL CON- VICTED	TYPE OF IMPRISONMENT						TYPE OF PROBATION						SUS- PEN- DED SEN- TENCE	FINE ONLY
		TOTAL SEN- TENCED	ADULT			YOUTH CORREC- TIONS ACT	F.J. D.A.	TOTAL	ADULT			F.J. D.A.	NO SUPER- VISION		
			REGULAR	INDETER- MINATE	MIXED				IMME- DIATE	DELAYED	SPLIT				
SIXTH CIRCUIT.....	2,956	1,500	1,229	152	65	53	1	1,222	1,096	2	1	2	121	3	231
KENTUCKY EASTERN.....	222	169	147	9	7	5	1	37	36	-	-	-	1	1	15
KENTUCKY WESTERN.....	486	158	137	11	1	9	-	237	145	-	-	2	90	1	90
MICHIGAN EASTERN.....	664	412	344	53	9	6	-	229	226	-	-	-	3	1	22
MICHIGAN WESTERN.....	183	61	42	14	1	4	-	112	112	-	-	-	-	-	10
OHIO NORTHERN.....	383	178	134	29	4	11	-	180	178	-	-	-	2	-	25
OHIO SOUTHERN.....	278	159	150	1	2	6	-	104	100	1	-	-	3	-	15
TENNESSEE EASTERN.....	150	80	42	19	13	6	-	64	63	-	-	-	1	-	6
TENNESSEE MIDDLE.....	258	115	104	7	1	3	-	117	98	1	-	-	18	-	26
TENNESSEE WESTERN.....	332	168	129	9	27	3	-	142	138	-	1	-	3	-	22
SEVENTH CIRCUIT...	1,718	926	693	30	168	35	-	695	676	1	3	-	15	6	91
ILLINOIS NORTHERN.....	815	446	292	2	139	13	-	328	323	-	1	-	4	3	38
ILLINOIS CENTRAL.....	162	81	69	1	7	4	-	73	73	-	-	-	-	-	8
ILLINOIS SOUTHERN.....	116	69	55	4	9	1	-	46	40	-	-	-	6	-	1
INDIANA NORTHERN.....	200	136	111	4	8	13	-	60	57	-	1	-	2	1	3
INDIANA SOUTHERN.....	178	105	91	8	2	4	-	72	70	1	-	-	1	-	1
WISCONSIN EASTERN.....	189	50	47	3	-	-	-	101	99	-	-	-	2	1	37
WISCONSIN WESTERN.....	58	39	28	8	3	-	-	15	14	-	1	-	-	1	3
EIGHTH CIRCUIT.....	2,028	930	770	32	87	37	4	860	593	-	1	14	252	1	237
ARKANSAS EASTERN.....	226	143	125	1	15	2	-	71	59	-	1	-	11	-	12
ARKANSAS WESTERN.....	147	49	39	-	10	-	-	57	56	-	-	-	1	-	41
IOWA NORTHERN.....	70	19	16	-	1	2	-	39	39	-	-	-	-	-	12
IOWA SOUTHERN.....	254	102	60	7	35	-	-	45	43	-	-	-	2	-	107
MINNESOTA.....	269	187	181	2	-	4	-	78	78	-	-	-	-	-	4
MISSOURI EASTERN.....	200	129	98	5	12	14	-	65	65	-	-	-	-	-	6
MISSOURI WESTERN.....	437	127	95	12	12	8	-	302	74	-	-	-	228	-	8
NEBRASKA.....	128	53	45	3	-	5	-	58	57	-	-	-	1	1	16
NORTH DAKOTA.....	124	64	58	2	2	1	1	58	50	-	-	8	-	-	2
SOUTH DAKOTA.....	173	57	53	-	-	1	3	87	72	-	-	6	9	-	29
NINTH CIRCUIT.....	6,284	2,867	2,376	170	207	109	5	2,288	2,023	1	2	9	251	47	1,084
ALASKA.....	82	32	26	-	4	2	-	37	36	-	-	1	-	-	13
ARIZONA.....	758	487	436	19	6	24	2	262	261	-	-	1	-	3	6
CALIFORNIA NORTHERN.....	482	289	213	2	67	7	-	181	177	-	-	2	2	1	11
CALIFORNIA EASTERN.....	424	197	166	14	5	12	-	198	197	-	-	-	1	3	26
CALIFORNIA CENTRAL.....	1,246	687	586	39	42	20	-	508	506	-	-	-	3	5	46
CALIFORNIA SOUTHERN.....	841	531	421	49	41	17	3	293	237	1	-	1	54	13	4
HAWAII.....	802	50	35	11	2	2	-	110	100	-	1	-	9	12	630
IDAHO.....	112	54	48	1	2	3	-	54	54	-	-	-	-	-	4
MONTANA.....	97	33	28	1	2	2	-	60	53	-	-	4	3	-	4
NEVADA.....	116	58	56	-	1	1	-	54	54	-	-	-	-	-	4
OREGON.....	209	136	99	15	18	4	-	67	67	-	-	-	-	-	5
WASHINGTON EASTERN.....	83	53	40	4	4	5	-	30	28	-	-	-	2	-	-
WASHINGTON WESTERN.....	978	234	203	12	9	10	-	404	226	-	1	-	177	9	331
GUAM.....	45	21	17	3	1	-	-	24	24	-	-	-	-	-	-
NORTHERN MARIANAS.....	9	5	2	-	3	-	-	4	4	-	-	-	-	-	-
TENTH CIRCUIT.....	1,772	764	588	103	26	41	6	684	673	-	-	1	10	4	320
COLORADO.....	387	181	136	4	4	7	-	151	150	-	-	-	1	-	85
KANSAS.....	234	130	50	73	-	7	-	83	82	-	-	-	1	-	20
NEW MEXICO.....	279	183	165	1	5	6	6	73	71	-	-	-	2	1	22
OKLAHOMA NORTHERN.....	124	49	38	1	8	2	-	65	63	-	-	-	2	1	9
OKLAHOMA EASTERN.....	109	42	40	-	-	2	-	61	60	-	-	-	1	-	6
OKLAHOMA WESTERN.....	392	127	103	11	4	9	-	100	99	-	-	-	1	-	165
UTAH.....	189	65	43	12	5	1	-	113	113	-	-	-	-	1	10
WYOMING.....	58	17	13	1	-	3	-	38	38	-	-	1	2	-	3

**TABLE 5 - 1975**  
**UNITED STATES DISTRICT COURTS**  
**AGE, PRIOR RECORD, AND SEX OF CONVICTED DEFENDANTS**  
**TWELVE MONTH PERIOD ENDED JUNE 30, 1975**

CIRCUIT AND DISTRICT	TOTAL DEFEN- DANTS	SEX			AGE						PRIOR RECORD						
		MALE	FEMALE	COR- PORATION	AGE RE- PORTED	21 AND UNDER	22 TO 24	25 TO 25	30 TO 34	35 AND OVER	TOTAL PRIOR RECORD REPT'D	NO PRIOR RECORD	TOTAL WITH PRIOR RECORD	TYPE OF PRIOR RECORD			
														JUVE- NILE	PROBA- TION	PRISON OR LESS	PRISON MORE THAN 1 YEAR
TOTAL ALL DISTRICTS...	36,040	33,903	3,945	188	28,376	3,304	4,567	6,937	4,316	9,252	26,382	9,336	17,046	656	7,304	2,936	6,150
DISTRICT OF COLUMBIA...	790	709	75	6	597	66	88	178	100	165	590	180	410	15	133	65	197
FIRST CIRCUIT.....	905	816	84	5	680	65	109	171	106	229	632	283	349	8	173	91	77
MAINE.....	81	70	10	1	57	7	3	11	9	27	52	24	28	-	14	9	5
MASSACHUSETTS.....	444	415	27	2	371	34	68	94	52	123	359	115	244	8	110	70	56
NEW HAMPSHIRE.....	55	49	6	-	26	2	1	7	7	9	26	18	8	-	4	1	3
RHODE ISLAND.....	128	115	12	1	81	3	11	18	13	36	81	39	42	-	26	8	8
PUERTO RICO.....	197	167	29	1	145	19	26	41	25	34	114	87	27	-	19	3	5
SECOND CIRCUIT.....	2,774	2,477	268	29	2,288	145	267	524	380	972	2,165	1,087	1,078	14	465	195	404
CONNECTICUT.....	273	234	38	1	251	19	46	65	37	84	246	80	166	-	64	43	59
NEW YORK NORTHERN.....	134	107	26	1	114	5	26	25	18	40	113	55	58	-	39	-	19
NEW YORK EASTERN.....	853	787	59	7	639	41	58	128	116	296	587	287	300	6	138	42	114
NEW YORK SOUTHERN.....	1,204	1,081	110	13	1,051	56	104	238	178	475	993	566	427	5	171	92	159
NEW YORK WESTERN.....	185	152	26	7	152	13	18	47	18	56	153	70	83	3	28	13	39
VERMONT.....	125	116	8	-	81	11	15	21	13	21	73	29	44	-	25	5	14
THIRD CIRCUIT.....	2,570	2,308	228	34	1,868	111	253	433	283	783	1,844	765	1,079	48	497	160	374
DELAWARE.....	130	110	20	-	111	12	22	33	10	34	108	38	70	4	32	6	28
NEW JERSEY.....	670	607	33	30	534	12	63	106	77	276	540	231	309	8	135	51	115
PENNSYLVANIA EASTERN.....	885	807	76	2	695	40	94	180	118	263	673	301	372	18	191	76	87
PENNSYLVANIA MIDDLE.....	196	167	29	-	141	18	17	29	18	59	140	46	94	5	34	6	49
PENNSYLVANIA WESTERN.....	450	378	70	2	387	29	57	85	65	151	383	149	234	13	105	21	95
VIRGIN ISLANDS.....	239	239	-	-	-	-	-	-	-	-	-	-	-	-	-	-	-
FOURTH CIRCUIT.....	3,761	3,345	413	3	2,978	422	495	715	401	946	2,780	690	2,090	88	957	273	772
MARYLAND.....	804	710	93	1	682	46	82	150	104	200	524	176	348	11	167	56	114
NO. CAROLINA EASTERN.....	317	273	44	-	266	34	40	60	39	93	258	23	235	7	154	18	56
NO. CAROLINA MIDDLE.....	378	304	74	-	356	67	42	77	36	134	353	52	301	15	189	36	91
NO. CAROLINA WESTERN.....	323	282	41	-	282	33	53	60	37	99	260	76	184	3	84	23	74
SOUTH CAROLINA.....	470	437	32	1	384	43	58	111	45	127	370	99	271	8	118	35	110
VIRGINIA EASTERN.....	845	781	63	1	675	109	144	166	96	160	624	153	471	28	175	74	194
VIRGINIA WESTERN.....	306	280	26	-	212	30	31	43	26	82	202	62	140	1	24	28	79
W. VIRGINIA NORTHERN.....	70	55	15	-	67	31	9	6	3	18	67	17	50	9	9	-	32
W. VIRGINIA SOUTHERN.....	248	223	25	-	155	29	36	42	15	33	122	32	90	6	57	5	22
FIFTH CIRCUIT.....	8,297	7,417	843	31	5,796	673	864	1,407	874	1,878	5,092	1,707	3,385	70	1,555	474	1,286
ALABAMA NORTHERN.....	536	451	75	-	476	53	77	110	68	168	463	93	370	-	194	34	142
ALABAMA MIDDLE.....	260	228	32	-	233	38	33	55	36	71	230	54	176	5	54	33	84
ALABAMA SOUTHERN.....	151	129	21	1	120	11	13	17	21	58	120	26	94	1	51	11	31
FLORIDA NORTHERN.....	176	160	14	2	149	34	26	33	21	35	144	29	115	1	51	7	56
FLORIDA MIDDLE.....	665	545	110	10	535	60	99	126	47	203	525	199	326	10	179	38	99
FLORIDA SOUTHERN.....	721	588	130	3	590	42	104	161	93	190	522	285	237	5	115	47	70
GEORGIA NORTHERN.....	586	513	64	9	514	39	78	106	87	204	477	136	341	6	127	47	161
GEORGIA MIDDLE.....	241	208	32	1	213	19	27	46	25	96	210	62	148	4	70	18	56
GEORGIA SOUTHERN.....	454	434	20	-	179	17	21	31	27	83	166	42	124	6	49	27	42
LOUISIANA EASTERN.....	622	571	50	1	506	31	50	69	54	102	126	87	39	-	24	4	11
LOUISIANA MIDDLE.....	73	65	8	-	47	8	12	10	8	9	11	7	4	-	3	-	1
LOUISIANA WESTERN.....	371	342	28	1	170	22	33	40	18	57	166	64	102	7	47	16	32
MISSISSIPPI NORTHERN.....	131	122	9	-	79	5	9	20	10	35	76	24	52	5	26	2	19
MISSISSIPPI SOUTHERN.....	128	113	12	-	92	2	11	20	13	46	74	35	39	-	23	5	11
TEXAS NORTHERN.....	622	529	92	1	486	44	66	125	94	157	477	134	343	4	143	14	182
TEXAS EASTERN.....	162	143	17	2	82	12	14	25	12	19	77	27	50	1	19	5	24
TEXAS SOUTHERN.....	1,051	978	73	-	653	76	132	200	100	145	355	129	226	1	113	27	85
TEXAS WESTERN.....	1,020	965	55	-	718	122	135	176	115	170	719	243	476	11	248	78	138
CANAL ZONE.....	330	323	7	-	154	38	24	37	25	30	184	31	123	3	18	60	42

**TABLE 5 - 1975**  
**UNITED STATES DISTRICT COURTS**  
**AGE, PRIOR RECORD, AND SEX OF CONVICTED DEFENDANTS**  
**TWELVE MONTH PERIOD ENDED JUNE 30, 1975**

CIRCUIT AND DISTRICT	TOTAL DEFEND- ANTS	SEX		COR- POR- ATION	AGE						PRIOR RECORD				TYPE OF PRIOR RECORD			
		MALE	FEMALE		AGE RE- PORTED	21 AND UNDER	22 TO 24	25 TO 29	30 TO 34	35 AND OVER	TOTAL PRIOR RECORD REPT'D	NO PRIOR RECORD	TOTAL WITH PRIOR RECORD	PRISON				
														JU- VILE	PROB- ATION	1 YEAR OR LESS	MORE THAN 1 YEAR	
SIXTH CIRCUIT.....	4,284	3,591	573	20	3,528	402	614	899	509	1,104	3,457	996	2,461	113	1,029	394	925	
KENTUCKY EASTERN.....	399	357	42	-	354	67	54	78	38	117	354	70	284	17	106	19	142	
KENTUCKY WESTERN.....	411	364	47	-	361	77	55	62	58	109	358	90	268	19	96	33	120	
MICHIGAN EASTERN.....	1,465	1,272	190	3	1,165	70	231	360	179	325	1,137	350	787	4	393	121	269	
MICHIGAN WESTERN.....	222	186	36	-	175	26	33	46	32	38	172	45	127	5	59	18	45	
OHIO NORTHERN.....	679	561	117	1	596	61	100	150	82	203	583	179	404	28	170	87	119	
OHIO SOUTHERN.....	318	279	38	1	271	35	45	65	27	99	260	70	190	27	78	20	65	
TENNESSEE EASTERN.....	247	202	41	4	203	28	22	55	33	65	191	60	131	3	54	27	47	
TENNESSEE MIDDLE.....	287	264	19	4	170	22	32	24	31	61	169	42	127	5	33	36	53	
TENNESSEE WESTERN.....	256	206	43	7	233	16	42	59	29	87	233	90	143	5	40	33	65	
SEVENTH CIRCUIT....	2,298	2,039	239	20	1,948	179	293	493	277	706	1,614	771	1,043	62	414	182	385	
ILLINOIS NORTHERN....	924	847	71	6	794	36	103	191	116	348	684	370	314	8	87	84	135	
ILLINOIS EASTERN.....	166	141	25	-	146	18	22	31	23	52	144	48	96	4	49	11	32	
ILLINOIS SOUTHERN.....	156	146	9	1	112	24	18	18	11	41	107	64	43	2	19	5	17	
INDIANA NORTHERN.....	395	330	59	6	334	49	70	97	42	76	327	119	208	14	90	39	65	
INDIANA SOUTHERN.....	371	318	51	2	338	39	43	98	54	104	323	98	225	30	83	28	84	
WISCONSIN EASTERN.....	217	193	19	5	161	10	28	46	21	56	166	46	121	-	74	7	40	
WISCONSIN WESTERN....	69	64	5	-	63	3	0	12	10	29	63	27	36	4	12	8	12	
EIGHTH CIRCUIT....	2,622	2,367	248	7	1,674	241	304	397	245	487	1,596	502	1,094	48	499	118	429	
ARKANSAS EASTERN.....	241	202	39	-	200	40	37	47	31	45	192	68	124	8	61	12	43	
ARKANSAS WESTERN.....	87	75	10	2	66	6	9	19	6	26	66	23	42	2	8	2	30	
IOWA NORTHERN.....	103	88	14	1	74	7	11	15	10	31	62	26	36	2	17	2	15	
IOWA SOUTHERN.....	151	132	16	3	81	11	13	16	20	21	83	27	56	1	23	1	31	
MINNESOTA.....	287	254	33	-	244	22	55	77	35	55	242	70	172	10	70	27	68	
MISSOURI EASTERN.....	383	318	64	1	323	41	52	65	58	109	319	86	233	12	113	27	81	
MISSOURI WESTERN.....	843	807	36	-	283	26	61	75	39	82	277	94	179	3	70	16	90	
NEBRASKA.....	182	169	13	-	148	16	26	26	18	62	139	55	84	5	28	12	39	
NORTH DAKOTA.....	115	106	9	-	89	26	11	19	11	22	80	22	67	1	49	4	13	
SOUTH DAKOTA.....	230	216	14	-	166	46	29	38	19	34	128	27	101	4	60	15	22	
NINTH CIRCUIT.....	8,103	7,290	793	20	5,674	748	921	1,408	932	1,665	5,088	1,887	3,201	137	1,224	865	975	
ALASKA.....	164	145	19	-	94	36	15	14	11	18	22	10	12	-	3	6	3	
ARIZONA.....	1,076	956	79	1	880	171	173	226	117	193	839	374	465	21	241	84	119	
CALIFORNIA NORTHERN...	562	491	71	-	423	27	61	128	76	141	412	146	266	-	113	82	71	
CALIFORNIA EASTERN...	1,026	934	91	1	540	97	79	112	85	167	414	121	293	17	77	103	96	
CALIFORNIA CENTRAL...	1,679	1,448	220	11	1,306	69	150	314	256	517	1,227	364	863	48	255	234	326	
CALIFORNIA SOUTHERN...	2,152	1,895	157	-	1,283	234	266	317	190	276	1,131	515	616	28	246	219	123	
HAWAII.....	123	109	13	1	101	6	17	32	15	31	95	48	47	-	35	2	10	
IDAHO.....	99	93	6	-	72	14	9	18	11	20	71	31	40	2	12	11	15	
MONTANA.....	123	116	6	1	64	18	12	6	8	20	58	32	26	1	16	1	8	
NEVADA.....	213	192	21	-	190	9	20	49	28	84	143	40	103	1	55	16	31	
OREGON.....	219	199	20	-	135	20	20	45	33	67	174	60	114	5	29	16	64	
WASHINGTON EASTERN...	144	121	23	-	122	21	20	31	23	27	115	56	59	-	18	23	18	
WASHINGTON WESTERN...	485	413	67	5	400	26	79	113	79	103	385	88	297	14	124	68	91	
GUAM.....	38	38	-	-	4	-	-	3	-	1	2	2	-	-	-	-	-	
TENTH CIRCUIT.....	1,636	1,444	179	13	1,344	252	269	312	204	317	1,324	468	856	53	358	119	326	
COLORADO.....	348	294	51	3	302	51	56	77	44	74	300	110	190	16	72	41	61	
KANSAS.....	392	354	38	-	317	56	54	86	57	64	317	76	241	8	87	41	105	
NEW MEXICO.....	264	248	15	5	210	40	44	35	32	59	208	77	131	6	71	14	40	
OKLAHOMA NORTHERN...	114	98	15	1	95	15	19	31	10	20	86	26	60	6	28	3	23	
OKLAHOMA EASTERN.....	68	53	15	-	67	16	16	9	4	22	67	31	36	4	18	2	12	
OKLAHOMA WESTERN.....	257	225	28	4	220	30	56	52	35	48	219	94	125	3	44	4	74	
UTAH.....	80	74	6	-	58	6	7	13	10	22	55	28	27	-	12	5	10	
WYOMING.....	109	98	11	-	75	38	8	9	12	8	72	26	46	10	26	9	1	

**TABLE 5 - 1976**  
**UNITED STATES DISTRICT COURTS**  
**AGE, PRIOR RECORD, AND SEX OF CONVICTED DEFENDANTS**  
**TWELVE MONTH PERIOD ENDED JUNE 30, 1976**

CIRCUIT AND DISTRICT	TOTAL DEFEN- DANTS	SEX			AGE						PRIOR RECORD						
		MALE	FEMALE	COR- PORATION	AGE RE- PORTED	21 AND UNDER	22 TO 24	25 TO 29	30 TO 34	35 AND OVER	TOTAL PRIOR RECORD REPT'D	NO PRIOR RECORD	TOTAL WITH PRIOR RECORD	TYPE OF PRIOR RECORD			
														JUVE- NILE	PROBA- TION	PRISON OR LESS	PRISON MORE THAN 1 YEAR
TOTAL ALL DISTRICTS...	40,715	36,939	3,662	114	26,807	2,503	4,085	6,778	4,287	9,154	23,884	7,528	16,356	563	7,143	2,724	5,926
DISTRICT OF COLUMBIA...	852	767	85	-	547	56	92	164	95	140	507	107	400	13	147	55	185
FIRST CIRCUIT.....	1,091	1,004	84	3	783	45	108	171	118	341	692	231	461	19	239	70	133
MAINE.....	63	55	7	1	44	2	6	7	9	20	33	17	16	-	3	3	10
MASSACHUSETTS.....	655	618	37	-	480	27	59	101	70	223	459	120	339	15	187	46	91
NEW HAMPSHIRE.....	44	36	8	-	42	3	4	7	7	21	36	18	18	-	5	7	6
RHODE ISLAND.....	94	87	5	2	60	4	5	8	7	36	51	16	35	-	20	4	11
PUERTO RICO.....	235	208	27	-	157	9	34	48	25	41	113	60	53	4	24	10	15
SECOND CIRCUIT.....	2,931	2,672	248	11	2,458	117	287	591	444	1,019	2,174	950	1,224	19	525	236	444
CONNECTICUT.....	287	248	39	-	270	17	33	68	49	103	264	85	179	1	57	54	67
NEW YORK NORTHERN....	116	102	14	-	99	10	7	28	12	42	90	36	54	-	37	-	17
NEW YORK EASTERN....	944	859	79	6	749	32	95	168	148	306	702	363	339	8	172	40	119
NEW YORK SOUTHERN....	1,288	1,194	89	5	1,132	41	128	267	204	492	921	394	527	7	207	119	194
NEW YORK WESTERN....	210	185	25	-	162	15	15	47	24	61	153	63	90	3	38	16	33
VERMONT.....	86	84	2	-	46	2	9	13	7	15	44	9	35	-	14	7	14
THIRD CIRCUIT.....	2,800	2,531	250	19	1,991	127	236	444	333	851	1,867	765	1,102	42	501	201	358
DELAWARE.....	131	114	17	-	101	15	12	20	23	31	95	24	71	2	31	18	20
NEW JERSEY.....	877	780	78	19	739	38	82	155	119	345	701	335	366	9	159	64	134
PENNSYLVANIA EASTERN...	866	784	82	-	665	39	83	149	126	268	614	246	368	12	198	69	89
PENNSYLVANIA MIDDLE...	195	180	15	-	115	15	14	25	16	45	106	34	72	3	23	16	30
PENNSYLVANIA WESTERN...	436	378	58	-	370	20	45	94	49	162	350	126	224	16	90	34	84
VIRGIN ISLANDS.....	295	295	-	-	1	-	-	1	-	-	1	-	1	-	-	-	1
FOURTH CIRCUIT....	4,066	3,665	401	-	2,587	281	414	674	388	830	2,387	648	1,739	64	796	225	654
MARYLAND.....	1,007	911	96	-	607	57	82	177	93	198	525	225	300	10	126	54	110
MD. CAROLINA EASTERN...	315	268	47	-	267	28	34	63	47	95	256	25	231	5	163	17	46
MD. CAROLINA MIDDLE...	321	276	45	-	265	38	42	57	30	98	261	40	221	3	109	30	79
MD. CAROLINA WESTERN...	305	266	39	-	213	31	31	50	26	75	194	61	133	1	70	20	42
SOUTH CAROLINA.....	540	483	57	-	357	27	53	89	67	121	343	104	239	4	108	26	101
VIRGINIA EASTERN.....	1,062	985	77	-	595	61	124	180	82	148	575	151	424	24	159	44	197
VIRGINIA WESTERN.....	225	214	11	-	116	5	18	29	19	45	106	15	91	4	23	20	44
W. VIRGINIA NORTHERN...	81	75	6	-	57	12	15	9	10	11	52	11	41	6	10	6	19
W. VIRGINIA SOUTHERN...	210	187	23	-	110	22	15	20	14	39	75	16	59	7	28	8	16
FIFTH CIRCUIT.....	10,199	9,344	821	34	5,804	518	841	1,462	928	2,055	4,961	1,551	3,410	47	1,660	450	1,253
ALABAMA NORTHERN....	678	601	76	1	543	52	106	133	66	188	518	67	451	3	243	46	159
ALABAMA MIDDLE.....	248	219	29	-	167	14	34	32	30	57	158	44	114	2	64	3	45
ALABAMA SOUTHERN....	210	169	41	-	175	15	23	41	19	77	172	41	131	5	74	10	42
FLORIDA NORTHERN....	168	157	11	-	120	19	21	36	15	29	118	20	98	2	35	7	54
FLORIDA MIDDLE.....	661	569	88	4	519	34	76	132	84	193	507	155	352	6	195	60	91
FLORIDA SOUTHERN....	934	795	135	4	728	47	93	190	120	278	596	278	318	3	156	60	99
GEORGIA NORTHERN....	534	484	49	1	406	23	55	109	59	160	372	89	283	4	91	40	148
GEORGIA MIDDLE.....	321	297	24	-	204	13	33	44	32	82	196	61	135	4	82	13	36
GEORGIA SOUTHERN....	1,305	1,268	37	-	233	35	33	52	33	60	184	50	134	1	79	19	35
LOUISIANA EASTERN....	836	786	49	1	308	20	43	67	39	139	162	98	64	-	40	12	12
LOUISIANA MIDDLE....	145	128	9	8	61	5	4	17	7	28	34	25	9	1	4	2	2
LOUISIANA WESTERN....	805	779	26	-	161	15	27	42	27	50	150	64	86	2	42	12	30
MISSISSIPPI NORTHERN...	100	89	10	1	66	5	2	11	5	43	60	20	40	1	24	-	15
MISSISSIPPI SOUTHERN...	125	121	5	-	71	5	3	14	10	39	57	16	41	-	15	15	11
TEXAS NORTHERN.....	608	535	70	3	475	32	63	144	82	154	451	122	329	1	107	20	201
TEXAS EASTERN.....	170	150	20	-	101	11	12	23	22	33	95	25	70	3	26	8	33
TEXAS SOUTHERN.....	1,323	1,235	78	10	771	66	97	198	153	287	483	188	325	4	220	27	74
TEXAS WESTERN.....	747	687	59	1	600	80	96	161	106	155	555	177	368	5	150	63	140
CANAL ZONE.....	280	275	5	-	95	27	20	16	17	15	93	21	72	-	13	33	26

**TABLE 5 - 1976**  
**UNITED STATES DISTRICT COURTS**  
**AGE, PRIOR RECORD, AND SEX OF CONVICTED DEFENDANTS**  
**TWELVE MONTH PERIOD ENDED JUNE 30, 1976**

CIRCUIT AND DISTRICT	TOTAL DEFEN- DANTS	SEX			AGE						PRIOR RECORD						
		MALE	FEMALE	COR- POR- ATION	AGE RE- PORTED	21 AND UNDER	22 TO 24	25 TO 26	30 TO 34	35 AND OVER	TOTAL PRIOR RECORD REPT D	NO PRIOR RECORD	TOTAL WITH PRIOR RECORD	TYPE OF PRIOR RECORD			
														JUVE- NILE	PROBA- TION	PRISON OR LESS	PRISON MORE THAN 1 YEAR
SIXTH CIRCUIT.....	4,312	3,754	545	13	3,243	344	543	852	480	1,024	2,958	717	2,241	108	970	325	838
KENTUCKY EASTERN.....	367	341	26	-	303	34	47	56	56	110	285	38	247	11	104	14	118
KENTUCKY WESTERN.....	366	349	37	-	274	59	54	53	45	63	246	44	202	11	72	34	85
MICHIGAN EASTERN.....	1,478	1,256	217	5	1,145	87	192	348	181	337	1,081	302	779	2	400	106	271
MICHIGAN WESTERN.....	250	209	38	3	156	20	33	41	14	48	147	41	106	4	45	21	36
OHIO NORTHERN.....	728	598	127	3	627	78	103	171	83	192	578	144	434	53	174	70	137
OHIO SOUTHERN.....	425	385	40	-	290	25	57	77	37	94	250	57	193	20	72	19	82
TENNESSEE EASTERN.....	195	182	13	-	138	15	15	27	16	65	105	24	81	1	37	15	28
TENNESSEE MIDDLE.....	282	261	21	-	146	14	20	43	25	44	136	24	112	2	38	22	50
TENNESSEE WESTERN.....	201	173	26	2	164	12	22	36	23	71	130	43	87	4	28	24	31
SEVENTH CIRCUIT....	2,116	1,925	185	6	1,526	111	234	379	237	565	1,281	414	867	46	347	176	298
ILLINOIS NORTHERN....	845	794	51	-	521	32	64	119	88	218	427	174	253	13	70	86	84
ILLINOIS EASTERN.....	184	157	27	-	137	13	26	23	20	55	124	45	79	3	39	11	26
ILLINOIS SOUTHERN....	132	124	8	-	86	6	7	13	9	51	72	37	35	-	14	5	16
INDIANA NORTHERN.....	394	349	43	2	330	29	71	86	45	99	257	65	192	14	83	36	59
INDIANA SOUTHERN.....	322	284	38	-	275	21	39	75	47	93	226	42	184	16	71	23	74
WISCONSIN EASTERN.....	171	153	14	4	129	7	22	42	22	36	127	29	98	-	62	13	23
WISCONSIN WESTERN....	68	64	4	-	48	3	5	21	6	13	48	22	26	-	8	2	16
EIGHTH CIRCUIT.....	2,656	2,437	219	-	1,519	184	263	400	229	443	1,386	311	1,075	34	494	151	396
ARKANSAS EASTERN.....	295	256	39	-	202	20	35	59	31	57	197	65	132	2	62	11	57
ARKANSAS WESTERN.....	87	61	6	-	44	5	5	11	10	13	38	10	28	-	12	1	15
IOWA NORTHERN.....	105	93	12	-	60	7	18	7	8	20	51	15	36	1	18	5	12
IOWA SOUTHERN.....	129	113	16	-	85	3	17	21	13	31	77	26	51	4	25	1	21
MINNESOTA.....	317	280	37	-	254	23	43	87	34	67	231	61	170	7	64	43	56
MISSOURI EASTERN.....	403	339	64	-	342	29	53	105	51	104	334	70	264	10	125	45	83
MISSOURI WESTERN.....	766	739	27	-	232	24	48	56	34	70	211	32	179	4	58	25	92
NEBRASKA.....	152	146	6	-	104	6	11	22	19	46	85	10	75	1	29	9	36
NORTH DAKOTA.....	118	111	7	-	78	31	12	13	9	13	74	14	60	3	47	2	8
SOUTH DAKOTA.....	304	299	5	-	118	36	21	19	20	22	88	8	80	2	53	9	15
NINTH CIRCUIT.....	8,023	7,306	692	25	5,143	579	852	1,317	852	1,543	4,539	1,487	3,052	135	1,146	732	1,039
ALASKA.....	174	159	15	-	75	17	15	19	5	19	19	6	13	-	8	4	1
ARIZONA.....	1,250	1,180	69	1	949	167	167	263	147	205	915	399	516	22	258	131	105
CALIFORNIA NORTHERN...	627	556	71	-	403	34	58	100	75	136	388	133	255	1	96	79	79
CALIFORNIA EASTERN...	999	905	94	-	496	68	106	108	70	144	387	114	273	19	86	96	72
CALIFORNIA CENTRAL...	1,774	1,573	192	9	1,285	63	152	324	253	496	1,211	367	344	54	238	239	313
CALIFORNIA SOUTHERN...	1,743	1,604	139	-	1,005	128	211	289	153	224	835	230	605	15	206	107	277
HAWAII.....	132	123	14	3	95	13	13	23	19	27	78	35	43	1	31	6	5
IDAHO.....	135	127	8	-	85	10	10	18	11	36	73	20	53	3	20	10	20
MONTANA.....	158	153	5	-	74	33	8	11	1	21	70	55	15	1	9	2	3
NEVADA.....	218	203	15	-	148	5	15	31	37	60	116	23	93	1	50	7	35
OREGON.....	181	159	13	9	127	5	14	33	18	57	111	27	84	1	28	13	42
WASHINGTON EASTERN...	142	129	13	-	95	17	23	20	11	24	69	29	40	-	16	8	16
WASHINGTON WESTERN...	451	404	44	3	284	19	68	75	50	92	264	46	218	17	100	30	71
GUAM.....	29	29	-	-	9	-	2	3	2	2	3	3	-	-	-	-	-
TENTH CIRCUIT.....	1,669	1,534	132	3	1,206	141	215	324	183	343	1,132	347	785	36	318	103	328
COLORADO.....	289	257	32	-	226	23	33	76	36	58	211	74	137	5	75	16	41
KANSAS.....	377	351	25	1	236	27	44	61	32	72	214	43	171	9	48	20	94
NEW MEXICO.....	282	261	21	-	211	29	36	53	41	52	207	67	140	5	74	24	37
OKLAHOMA NORTHERN...	185	144	21	-	127	14	23	28	15	47	121	47	74	7	22	13	32
OKLAHOMA EASTERN.....	62	57	5	-	47	4	12	8	9	14	47	10	37	2	23	5	7
OKLAHOMA WESTERN.....	237	225	12	-	193	20	41	59	24	49	188	57	131	1	30	4	96
UTAH.....	130	119	9	2	90	8	10	23	17	32	75	30	45	2	19	15	9
WYOMING.....	127	120	7	-	76	16	16	16	9	10	69	19	50	5	27	6	12



**TABLE 5 - 1977**  
**UNITED STATES DISTRICT COURTS**  
**AGE, PRIOR RECORD, AND SEX OF CONVICTED DEFENDANTS**  
**TWELVE MONTH PERIOD ENDED JUNE 30, 1977**

CIRCUIT AND DISTRICT	TOTAL DEFEN- DANTS	SEX			AGE						PRIOR RECORD						
		MALE	FEMALE	COR- POR- ATION	AGE RE- PORTED	21 AND UNDER	22 TO 24	25 TO 29	30 TO 34	35 AND OVER	TOTAL PRIOR REC'D REPT'D	NO PRIOR RECORD	TOTAL WITH PRIOR RECORD	TYPE OF PRIOR RECORD			
														JUVE- NILE	PROBA- TION	PRISON OR LESS	PRISON YEAR OR MORE THAN 1 YEAR
TOTAL ALL DISTRICTS..	41,468	36,821	4,458	189	29,767	2,547	4,115	7,173	5,120	10,812	27,943	9,950	17,993	541	7,837	3,232	6,383
DISTRICT OF COLUMBIA..	997	618	179	-	877	94	152	291	139	201	870	297	573	28	192	81	272
FIRST CIRCUIT.....	1,023	939	76	8	840	54	86	184	155	361	792	276	514	10	258	98	148
MAINE.....	65	59	3	3	43	7	2	9	7	18	37	19	18	-	10	2	6
MASSACHUSETTS.....	589	552	37	-	504	23	40	113	104	224	496	133	363	10	167	80	106
NEW HAMPSHIRE.....	28	25	3	-	24	1	1	3	3	16	24	12	12	-	3	2	7
RHODE ISLAND.....	101	90	8	3	74	7	14	18	9	26	71	21	50	-	27	6	17
PUERTO RICO.....	240	212	25	2	195	16	29	41	32	77	164	93	71	-	51	8	12
SECOND CIRCUIT.....	3,256	2,881	320	55	2,830	130	297	638	500	1,265	2,758	1,298	1,460	22	622	307	509
CONNECTICUT.....	286	254	32	-	261	12	24	66	40	119	260	85	175	1	78	43	53
NEW YORK NORTHERN.....	162	143	19	-	127	5	13	34	15	60	127	76	51	-	21	16	14
NEW YORK EASTERN.....	965	847	78	40	774	43	90	176	164	301	759	365	394	13	166	76	139
NEW YORK SOUTHERN.....	1,045	1,294	143	12	1,325	45	107	280	235	658	1,281	644	637	5	245	131	256
NEW YORK WESTERN.....	304	258	43	3	276	23	51	60	39	103	274	111	163	3	89	37	34
VERMONT.....	90	85	5	-	67	2	12	22	7	24	57	17	40	-	23	4	13
THIRD CIRCUIT.....	2,913	2,533	358	22	2,229	132	313	527	352	905	2,094	866	1,228	44	591	188	405
DELAWARE.....	121	99	21	1	107	5	20	25	23	34	101	38	63	1	27	13	22
NEW JERSEY.....	1,164	953	196	13	965	53	160	227	136	389	905	402	503	12	252	67	172
PENNSYLVANIA EASTERN.....	753	677	76	-	639	37	85	161	113	243	601	251	350	16	181	71	82
PENNSYLVANIA MIDDLE.....	194	165	23	6	162	9	17	41	30	65	155	59	96	-	30	7	59
PENNSYLVANIA WESTERN.....	354	316	36	2	320	21	25	69	44	161	317	110	207	13	96	28	70
VIRGIN ISLANDS.....	327	323	4	-	36	7	6	4	6	13	15	6	9	2	5	2	-
FOURTH CIRCUIT.....	3,832	3,458	369	5	2,519	267	384	564	395	909	2,375	706	1,669	65	790	234	580
MARYLAND.....	1,076	970	103	3	875	83	111	148	109	324	616	268	348	9	173	59	107
NO. CAROLINA EASTERN.....	261	232	29	-	235	16	39	52	33	95	230	28	202	10	115	16	61
NO. CAROLINA MIDDLE.....	277	235	42	-	237	22	32	45	39	99	235	50	185	6	103	23	53
NO. CAROLINA WESTERN.....	240	209	31	-	214	17	24	37	36	100	199	43	156	4	85	25	42
SOUTH CAROLINA.....	354	309	43	2	289	27	40	56	53	113	286	95	191	4	80	22	85
VIRGINIA EASTERN.....	1,166	1,102	64	-	556	66	99	145	84	162	534	138	396	20	145	59	172
VIRGINIA WESTERN.....	174	159	15	-	116	10	12	29	17	48	107	31	76	-	36	23	17
W. VIRGINIA NORTHERN.....	83	73	10	-	66	13	8	14	8	25	65	17	48	9	17	3	19
W. VIRGINIA SOUTHERN.....	201	169	32	-	131	13	19	38	18	43	103	36	67	3	36	4	24
FIFTH CIRCUIT.....	10,800	9,778	981	41	6,530	570	946	1,573	1,111	2,330	6,079	2,111	3,968	56	1,930	523	1,459
ALABAMA NORTHERN.....	660	551	108	1	597	65	93	156	92	191	598	90	508	6	283	34	185
ALABAMA MIDDLE.....	238	212	26	-	160	17	31	37	18	57	155	32	124	3	71	4	46
ALABAMA SOUTHERN.....	175	151	23	1	158	7	26	44	28	53	156	23	133	3	63	12	55
FLORIDA NORTHERN.....	146	137	8	1	127	13	20	32	22	40	127	17	110	-	53	10	47
FLORIDA MIDDLE.....	539	457	74	8	449	30	66	106	69	178	451	158	293	2	133	57	101
FLORIDA SOUTHERN.....	778	661	110	7	706	30	84	208	149	235	656	352	304	6	141	55	102
GEORGIA NORTHERN.....	563	496	64	3	519	22	56	109	95	237	505	144	361	4	146	40	171
GEORGIA MIDDLE.....	801	784	17	-	192	13	16	41	42	80	190	67	123	1	49	17	56
GEORGIA SOUTHERN.....	1,528	1,406	122	-	1,176	18	27	48	24	59	158	39	119	1	59	22	37
LOUISIANA EASTERN.....	771	715	48	8	320	10	40	62	55	153	219	112	107	-	56	11	40
LOUISIANA MIDDLE.....	160	133	27	-	111	10	25	28	18	30	84	32	52	-	23	8	21
LOUISIANA WESTERN.....	552	530	22	-	173	24	23	36	29	61	172	56	116	6	39	33	38
MISSISSIPPI NORTHERN.....	104	90	14	-	95	5	7	22	14	47	95	24	71	1	36	5	29
MISSISSIPPI SOUTHERN.....	141	129	12	-	102	7	14	18	17	46	87	22	65	1	32	8	24
TEXAS NORTHERN.....	684	582	122	10	592	37	100	142	93	220	572	163	409	5	145	62	197
TEXAS EASTERN.....	159	143	16	-	130	9	22	31	22	46	129	40	89	1	25	14	49
TEXAS SOUTHERN.....	1,500	1,407	93	-	1,030	81	187	264	193	305	845	390	455	5	343	35	72
TEXAS WESTERN.....	1,035	966	67	2	685	71	86	159	117	252	673	238	435	11	210	56	158
CANAL ZONE.....	266	258	8	-	208	101	23	30	14	40	206	112	94	-	23	40	31

**TABLE 5 - 1977**  
**UNITED STATES DISTRICT COURTS**  
**AGE, PRIOR RECORD, AND SEX OF CONVICTED DEFENDANTS**  
**TWELVE MONTH PERIOD ENDED JUNE 30, 1977**

CIRCUIT AND DISTRICT	TOTAL DEFEN- DANTS	SEX			AGE							PRIOR RECORD						
		MALE	FEMALE	COR- PORATION	AGE RE- PORTED	21 AND UNDER	22 TO 24	25 TO 29	30 TO 34	35 AND OVER	TOTAL PRIOR RECORD REPT'D	NO PRIOR RECORD	TOTAL WITH PRIOR RECORD	TYPE OF PRIOR RECORD				
														JUVE- NILE	PROBA- TION	PRISON 1 YEAR OR LESS	PRISON MORE THAN 1 YEAR	
SIXTH CIRCUIT.....	4,123	3,472	634	17	3,306	291	428	830	610	1,147	3,146	964	2,182	70	900	411	801	
KENTUCKY EASTERN.....	287	257	30	-	246	25	31	68	37	85	241	38	203	-	71	12	120	
KENTUCKY WESTERN.....	521	449	72	-	412	63	44	97	64	144	394	84	310	11	136	45	118	
MICHIGAN EASTERN.....	1,227	972	248	7	1,052	61	135	314	217	325	975	315	660	5	257	171	227	
MICHIGAN WESTERN.....	239	200	39	-	167	24	28	42	26	47	158	52	106	4	46	30	26	
OHIO NORTHERN.....	734	607	126	1	671	63	86	146	114	262	653	215	438	35	200	73	130	
OHIO SOUTHERN.....	315	270	45	-	259	14	39	65	46	95	239	71	168	8	71	20	59	
TENNESSEE EASTERN.....	203	179	24	-	158	18	15	35	33	57	144	62	82	4	35	20	23	
TENNESSEE MIDDLE.....	410	391	16	3	182	11	30	37	37	67	182	40	142	1	66	22	53	
TENNESSEE WESTERN.....	187	147	34	6	159	12	20	26	36	65	160	87	73	2	18	10	35	
SEVENTH CIRCUIT.....	2,145	1,910	218	17	1,760	109	228	390	290	743	1,502	656	846	37	323	183	303	
ILLINOIS NORTHERN.....	1,011	926	74	11	751	35	77	146	131	362	629	340	289	11	91	85	102	
ILLINOIS EASTERN.....	137	108	27	2	105	15	13	21	17	39	102	43	59	3	31	3	22	
ILLINOIS SOUTHERN.....	98	87	11	-	88	5	11	18	14	40	81	40	41	2	19	8	12	
INDIANA NORTHERN.....	374	316	56	2	350	29	58	85	61	117	232	97	135	5	52	29	49	
INDIANA SOUTHERN.....	248	225	23	-	234	16	31	62	31	94	229	69	160	13	48	33	66	
WISCONSIN EASTERN.....	211	188	21	2	175	8	27	48	25	67	172	46	126	2	71	18	35	
WISCONSIN WESTERN.....	66	60	6	-	57	1	11	10	11	24	57	21	36	1	11	7	17	
EIGHTH CIRCUIT.....	2,399	2,133	260	6	1,690	226	243	445	279	497	1,595	425	1,170	39	575	169	387	
ARKANSAS EASTERN.....	234	206	28	-	155	13	35	40	20	47	147	42	105	6	45	17	37	
ARKANSAS WESTERN.....	70	53	14	3	60	4	10	8	7	31	57	19	38	1	16	6	15	
IOWA NORTHERN.....	131	113	18	-	79	11	11	19	10	28	73	39	34	1	13	10	10	
IOWA SOUTHERN.....	96	87	9	-	71	7	12	13	10	29	50	15	35	3	12	2	18	
MINNESOTA.....	343	308	35	-	308	23	49	111	61	64	307	81	226	10	110	40	66	
MISSOURI EASTERN.....	355	292	60	3	331	24	36	81	68	122	324	79	245	7	112	31	95	
MISSOURI WESTERN.....	572	542	30	-	192	16	20	60	40	56	184	41	143	-	59	30	54	
NEBRASKA.....	183	162	21	-	142	10	18	38	22	54	132	44	89	2	37	10	40	
NORTH DAKOTA.....	137	119	18	-	117	42	21	25	9	20	110	29	81	-	61	7	13	
SOUTH DAKOTA.....	278	251	27	-	235	76	31	50	32	46	210	36	174	9	110	16	39	
NINTH CIRCUIT.....	7,987	7,160	816	11	5,542	511	790	1,328	986	1,927	5,169	1,781	3,388	139	1,244	935	1,070	
ALASKA.....	164	135	29	-	114	19	15	33	16	31	47	29	18	-	9	8	1	
ARIZONA.....	1,123	1,037	86	-	948	140	168	229	147	264	910	367	543	10	238	169	126	
CALIFORNIA NORTHERN.....	641	563	78	-	460	31	71	103	84	171	444	145	299	17	87	94	101	
CALIFORNIA EASTERN.....	532	461	69	2	362	31	53	80	75	123	333	108	225	9	66	73	77	
CALIFORNIA CENTRAL.....	1,945	1,709	253	3	1,556	74	175	362	305	640	1,441	433	1,008	45	267	281	415	
CALIFORNIA SOUTHERN.....	1,153	1,025	127	1	917	98	147	239	163	264	849	297	552	25	238	191	98	
HAWAII.....	690	670	18	2	131	20	18	38	17	38	130	63	67	1	47	9	10	
IDAHO.....	113	102	11	-	99	10	15	23	9	42	98	30	68	5	25	8	30	
MONTANA.....	154	139	15	-	100	34	14	15	11	26	95	50	46	6	23	8	9	
NEVADA.....	156	134	22	-	137	5	15	34	23	60	120	44	76	-	37	13	26	
OREGON.....	230	209	18	3	193	11	25	39	38	80	189	59	130	4	51	25	50	
WASHINGTON EASTERN.....	139	130	9	-	115	12	18	29	17	39	110	36	74	1	43	6	24	
WASHINGTON WESTERN.....	910	831	79	-	394	22	53	98	70	148	387	107	280	16	113	50	101	
GUAM.....	17	15	2	-	16	4	3	6	2	1	15	13	2	-	-	-	2	
TENTH CIRCUIT.....	1,993	1,739	247	7	1,644	163	248	403	303	527	1,562	568	995	31	412	103	449	
COLORADO.....	458	411	45	2	299	18	41	82	73	85	298	120	178	3	89	10	76	
KANSAS.....	414	359	53	2	323	25	51	78	65	104	322	83	239	11	78	27	123	
NEW MEXICO.....	246	230	16	-	228	20	34	55	33	86	217	71	146	10	73	24	39	
OKLAHOMA NORTHERN.....	216	184	31	1	187	16	38	43	26	74	161	55	106	3	36	18	49	
OKLAHOMA EASTERN.....	71	61	10	-	62	8	5	14	12	23	62	8	54	1	26	4	23	
OKLAHOMA WESTERN.....	398	328	70	-	381	48	55	96	67	115	351	167	184	-	68	5	114	
UTAH.....	75	61	12	2	62	6	7	14	16	19	60	37	23	1	7	8	7	
WYOMING.....	115	105	10	-	92	22	17	21	11	21	92	27	65	2	38	7	18	

**TABLE 5 - 1978**  
**UNITED STATES DISTRICT COURTS**  
**AGE, PRIOR RECORD, AND SEX OF CONVICTED DEFENDANTS**  
**TWELVE MONTH PERIOD ENDED JUNE 30, 1978**

CIRCUIT AND DISTRICT	TOTAL DEFEN- DANTS	SEX		COR- PORATION	AGE						PRIOR RECORD						
		MALE	FEMALE		AGE RE- PORTED	21 AND UNDER	22 TO 24	25 TO 29	30 TO 34	35 AND OVER	TOTAL PRIOR RECORD REPT'D	NO PRIOR RECORD	TOTAL WITH PRIOR RECORD	TYPE OF PRIOR RECORD			
														JUVE- NILE	IPROBA- TION	PRISON OR LESS	PRISON MORE THAN 1 YEAR
TOTAL ALL DISTRICTS...	36,505	32,227	4,146	132	25,002	2,177	3,436	6,022	4,545	9,822	24,512	8,828	15,684	409	6,864	2,861	5,550
DISTRICT OF COLUMBIA...	884	739	145	-	730	56	107	198	173	196	714	219	495	17	218	61	199
FIRST CIRCUIT.....	918	835	81	2	712	57	68	144	126	317	653	201	452	2	238	81	131
MAINE.....	65	60	5	-	48	8	10	6	6	18	42	11	31	1	15	8	7
MASSACHUSETTS.....	534	501	33	-	417	36	39	79	69	194	408	89	319	1	161	60	97
NEW HAMPSHIRE.....	30	27	3	-	26	-	1	4	6	15	24	8	16	-	12	1	3
RHODE ISLAND.....	87	79	6	2	66	7	4	14	15	26	60	18	42	-	23	6	13
PUERTO RICO.....	202	168	34	-	155	6	14	41	30	64	119	75	44	-	27	6	11
SECOND CIRCUIT.....	2,737	2,487	234	16	2,275	101	221	506	419	1,028	2,168	924	1,244	17	519	244	464
CONNECTICUT.....	227	203	23	1	199	9	16	38	42	94	199	73	126	-	56	24	46
NEW YORK NORTHERN.....	133	119	14	-	60	5	7	17	5	26	54	26	28	-	11	11	6
NEW YORK EASTERN.....	885	820	54	11	682	35	81	148	145	273	634	286	348	14	140	55	139
NEW YORK SOUTHERN.....	1,166	1,058	106	2	1,063	38	88	241	193	503	1,023	451	572	3	223	121	225
NEW YORK WESTERN.....	252	224	28	-	220	12	24	48	27	109	209	72	137	-	74	29	34
VERMONT.....	74	63	9	2	51	2	5	14	7	23	49	16	33	-	15	4	14
THIRD CIRCUIT.....	2,586	2,226	344	16	2,130	128	264	413	343	982	1,989	942	1,047	36	558	143	310
DELAWARE.....	82	72	10	-	63	5	9	22	13	14	62	23	39	-	24	5	10
NEW JERSEY.....	1,088	896	181	11	933	56	124	175	151	427	867	419	448	4	281	52	111
PENNSYLVANIA EASTERN.....	662	585	77	-	543	25	77	106	95	240	488	231	257	12	122	43	80
PENNSYLVANIA MIDDLE.....	158	135	19	4	132	4	7	22	20	78	130	62	58	3	29	11	25
PENNSYLVANIA WESTERN.....	345	301	43	1	314	10	27	59	36	182	300	123	177	8	76	23	70
VIRGIN ISLANDS.....	251	237	14	-	145	28	19	29	28	41	142	84	58	9	26	9	14
FOURTH CIRCUIT.....	3,603	3,186	415	2	2,448	233	383	574	378	880	2,344	797	1,547	36	757	221	533
MARYLAND.....	990	883	107	-	667	78	95	166	92	236	622	322	300	4	122	55	119
NO. CAROLINA EASTERN.....	232	207	25	-	210	15	31	56	40	68	200	17	183	3	124	9	47
NO. CAROLINA MIDDLE.....	245	200	45	-	229	22	49	57	33	68	223	29	194	1	102	23	68
NO. CAROLINA WESTERN.....	233	202	31	-	189	11	28	35	28	87	186	48	138	2	69	26	41
SOUTH CAROLINA.....	369	321	47	1	337	21	56	78	70	112	329	91	238	9	106	30	93
VIRGINIA EASTERN.....	1,183	1,066	116	1	530	61	90	129	74	176	515	209	306	5	145	57	99
VIRGINIA WESTERN.....	144	127	17	-	116	13	10	18	12	63	113	30	83	4	46	14	19
W. VIRGINIA NORTHERN.....	62	52	10	-	62	6	9	11	10	26	61	25	36	7	11	4	14
W. VIRGINIA SOUTHERN.....	145	128	17	-	108	6	15	24	19	44	95	26	69	1	32	3	33
FIFTH CIRCUIT.....	9,034	8,083	910	41	5,920	535	824	1,398	1,052	2,111	5,753	2,079	3,674	47	1,752	550	1,325
ALABAMA NORTHERN.....	749	647	100	2	589	49	98	138	79	225	582	103	479	5	252	52	170
ALABAMA MIDDLE.....	287	241	45	1	183	12	33	41	32	65	181	46	135	-	72	10	53
ALABAMA SOUTHERN.....	169	141	27	1	148	11	16	38	23	60	145	20	125	2	58	13	52
FLORIDA NORTHERN.....	119	106	13	-	92	9	14	26	9	34	92	10	82	2	35	9	36
FLORIDA MIDDLE.....	671	571	95	5	530	38	75	115	92	210	528	172	356	2	162	83	109
FLORIDA SOUTHERN.....	778	658	107	13	668	20	77	146	130	295	661	361	300	5	152	46	97
GEORGIA NORTHERN.....	455	416	37	2	357	11	30	84	69	163	355	101	254	-	109	32	113
GEORGIA MIDDLE.....	1,003	928	15	-	153	11	22	39	26	55	153	50	103	1	42	9	51
GEORGIA SOUTHERN.....	476	464	12	-	103	15	7	15	25	41	99	23	76	1	36	8	31
LOUISIANA EASTERN.....	458	381	67	10	320	18	60	70	63	109	322	148	174	-	99	20	55
LOUISIANA MIDDLE.....	95	76	19	-	67	7	17	23	11	9	63	23	40	-	25	4	11
LOUISIANA WESTERN.....	222	196	26	-	142	16	21	34	23	48	135	54	81	2	35	16	28
MISSISSIPPI NORTHERN.....	70	65	4	1	60	2	8	10	7	33	60	14	46	1	28	3	14
MISSISSIPPI SOUTHERN.....	130	123	6	1	87	9	12	23	17	26	82	23	59	5	26	8	20
TEXAS NORTHERN.....	627	502	122	3	554	30	64	128	114	218	538	174	364	5	119	64	176
TEXAS EASTERN.....	139	109	30	-	124	12	26	32	18	36	125	37	88	1	25	12	50
TEXAS SOUTHERN.....	1,363	1,252	111	-	883	82	138	238	168	257	802	390	412	9	271	38	94
TEXAS WESTERN.....	967	903	62	2	642	83	73	162	127	197	628	247	381	5	177	60	139
CANAL ZONE.....	256	244	12	-	218	100	33	36	19	30	202	83	119	1	29	63	26

**TABLE 5 - 1978**  
**UNITED STATES DISTRICT COURTS**  
**AGE, PRIOR RECORD, AND SEX OF CONVICTED DEFENDANTS**  
**TWELVE MONTH PERIOD ENDED JUNE 30, 1978**

CIRCUIT AND DISTRICT	TOTAL DEFENDANTS	SEX		CORPORATION	AGE REPORTED	AGE					PRIOR RECORD							
		MALE	FEMALE			21 AND UNDER	22 TO 24	25 TO 29	30 TO 34	35 AND OVER	TOTAL PRIOR RECORD REPORTED	NO PRIOR RECORD	TOTAL WITH PRIOR RECORD	TYPE OF PRIOR RECORD				
														JUVENILE	PROBATION	PRISON OR LESS	PRISON MORE THAN 1 YEAR	
SIXTH CIRCUIT.....	3,594	3,005	574	15	2,716	235	384	662	474	960	2,622	880	1,742	60	693	305	684	
KENTUCKY EASTERN.....	278	240	37	1	190	15	39	45	27	64	190	43	147	5	58	12	72	
KENTUCKY WESTERN.....	629	533	89	7	447	81	79	95	60	132	431	139	292	15	136	27	114	
MICHIGAN EASTERN.....	894	710	172	4	736	26	83	222	152	253	699	226	473	2	153	134	184	
MICHIGAN WESTERN.....	194	161	33	-	121	13	20	26	15	47	119	46	73	4	33	14	22	
OHIO NORTHERN.....	517	429	86	2	404	33	63	93	61	154	395	145	250	13	96	48	93	
OHIO SOUTHERN.....	386	310	75	1	341	28	39	73	68	133	331	122	209	12	101	19	77	
TENNESSEE EASTERN.....	158	143	15	-	130	15	12	26	25	52	118	42	76	2	34	17	23	
TENNESSEE MIDDLE.....	270	252	18	-	141	12	17	33	27	52	139	24	115	2	48	10	55	
TENNESSEE WESTERN.....	268	219	49	-	206	12	32	50	39	73	200	93	107	5	34	24	44	
SEVENTH CIRCUIT....	1,814	1,565	232	17	1,289	84	132	293	241	539	1,184	508	676	39	246	129	262	
ILLINOIS NORTHERN....	827	710	100	17	492	20	38	98	109	227	428	249	179	6	64	41	68	
ILLINOIS EASTERN.....	173	145	28	-	122	15	13	39	20	35	116	41	75	5	37	14	19	
ILLINOIS SOUTHERN....	136	119	17	-	97	9	10	19	13	46	81	30	51	-	16	10	25	
INDIANA NORTHERN....	194	166	28	-	165	11	24	39	25	66	158	64	94	9	33	17	35	
INDIANA SOUTHERN....	250	218	32	-	218	14	28	51	46	79	211	54	157	15	43	29	70	
WISCONSIN EASTERN....	171	147	24	-	147	11	15	39	18	64	143	49	94	1	50	12	31	
WISCONSIN WESTERN....	63	60	3	-	48	4	4	8	10	22	47	21	26	3	3	6	14	
EIGHTH CIRCUIT.....	2,114	1,887	220	7	1,407	177	191	326	227	486	1,376	394	982	29	493	114	346	
ARKANSAS EASTERN.....	227	195	29	3	150	14	22	34	25	55	150	52	98	-	43	9	46	
ARKANSAS WESTERN.....	76	60	16	-	60	5	5	12	6	32	59	15	44	-	24	3	17	
IOWA NORTHERN.....	98	80	18	-	53	6	5	15	4	23	52	20	32	1	16	3	12	
IOWA SOUTHERN.....	95	83	12	-	63	6	13	16	9	19	62	14	48	2	18	2	26	
MINNESOTA.....	298	257	41	-	239	18	22	80	41	78	237	72	165	7	77	29	52	
MISSOURI EASTERN.....	286	250	35	1	256	25	40	41	52	98	253	69	184	4	97	16	67	
MISSOURI WESTERN.....	559	523	33	3	226	23	39	53	39	72	224	54	170	3	82	30	55	
NEBRASKA.....	140	129	11	-	110	3	12	26	27	42	107	44	63	-	25	4	34	
NORTH DAKOTA.....	133	125	8	-	96	35	11	16	7	27	94	20	74	6	47	7	14	
SOUTH DAKOTA.....	202	185	17	-	154	42	22	33	17	40	138	34	104	6	64	11	23	
NINTH CIRCUIT.....	7,352	6,611	735	6	4,837	408	611	1,156	866	1,796	4,224	1,296	2,928	106	1,028	890	904	
ALASKA.....	150	134	16	-	102	13	20	24	16	29	10	9	1	-	-	1	-	
ARIZONA.....	882	820	62	-	762	91	110	186	121	254	641	180	461	13	167	150	131	
CALIFORNIA NORTHERN.....	598	515	83	-	441	20	50	109	72	190	368	95	273	16	102	84	71	
CALIFORNIA EASTERN.....	505	427	78	-	338	23	55	85	59	116	291	59	232	14	73	76	69	
CALIFORNIA CENTRAL.....	1,615	1,400	212	3	1,216	58	138	288	235	497	1,055	230	825	29	209	236	351	
CALIFORNIA SOUTHERN.....	1,122	1,005	117	-	931	89	134	236	171	301	875	336	539	16	230	207	86	
HAWAII.....	661	645	15	1	83	12	8	18	19	26	81	43	38	1	22	6	9	
IDAHO.....	110	104	6	-	75	5	7	13	21	29	73	24	49	-	15	13	21	
MONTANA.....	154	144	10	-	100	31	19	19	10	21	96	58	38	-	24	8	6	
NEVADA.....	156	135	21	-	134	6	11	33	24	60	113	43	70	-	27	19	24	
OREGON.....	261	231	30	-	188	27	12	34	32	83	183	58	125	1	50	24	50	
WASHINGTON EASTERN.....	124	109	15	-	82	6	9	18	9	40	80	31	49	-	19	7	23	
WASHINGTON WESTERN.....	984	913	89	2	374	27	38	88	74	147	354	127	227	16	90	58	63	
GUAM.....	30	29	1	-	11	-	-	5	3	3	4	3	1	-	-	1	-	
NORTHERN MARIANAS.....	-	-	-	-	-	-	-	-	-	-	-	-	-	-	-	-	-	
TENTH CIRCUIT.....	1,869	1,603	256	10	1,538	163	251	351	246	527	1,485	588	897	20	362	123	392	
COLORADO.....	332	293	38	1	236	21	31	65	34	85	234	87	147	3	71	7	66	
KANSAS.....	363	316	46	1	311	38	53	69	49	102	304	89	215	4	68	37	106	
NEW MEXICO.....	296	266	30	-	264	35	38	69	49	73	253	88	165	3	74	29	59	
OKLAHOMA NORTHERN.....	100	77	22	1	88	9	25	17	15	22	84	38	46	1	23	5	17	
OKLAHOMA EASTERN.....	108	93	15	-	84	11	18	11	12	32	84	26	58	2	25	8	23	
OKLAHOMA WESTERN.....	366	300	66	-	318	24	53	85	48	108	290	152	138	-	53	9	76	
UTAH.....	210	171	32	7	166	10	23	19	29	85	167	88	79	2	21	25	31	
WYOMING.....	94	87	7	-	71	15	10	16	10	20	69	20	49	5	27	3	14	

**TABLE 5 - 1979**  
**UNITED STATES DISTRICT COURTS**  
**AGE, PRIOR RECORD, AND SEX OF CONVICTED DEFENDANTS**  
**TWELVE MONTH PERIOD ENDED JUNE 30, 1979**

CIRCUIT AND DISTRICT	TOTAL DEFENDANTS	SEX				AGE					PRIOR RECORD				TYPE OF PRIOR RECORD			
		MALE	FEMALE	CORPORATION	AGE REPORTED	21 AND UNDER	22 TO 24	25 TO 29	30 TO 34	35 AND OVER	TOTAL PRIOR RECORD REPORTED	NO PRIOR RECORD	TOTAL WITH PRIOR RECORD		JUVENILE	PROBATION	PRISON OR LESS THAN 1 YEAR	PRISON 1 YEAR OR MORE
TOTAL ALL DISTRICTS...	32,913	29,247	3,536	130	21,253	1,589	2,569	4,669	4,016	2,402	19,126	7,584	11,542	261	5,413	2,074	3,794	
DISTRICT OF COLUMBIA...	760	614	146	-	618	42	79	168	146	183	609	244	365	10	185	58	112	
FIRST CIRCUIT...	1,092	985	106	1	765	43	94	166	161	301	704	272	432	5	225	85	117	
MAINE...	121	107	14	-	85	4	9	25	20	27	78	37	41	4	16	9	12	
MASSACHUSETTS...	576	532	44	-	412	17	49	86	91	169	402	127	275	1	141	58	75	
NEW HAMPSHIRE...	51	48	3	-	41	2	6	3	8	22	39	15	24	-	15	3	6	
RHODE ISLAND...	70	60	10	-	58	-	9	13	8	28	55	18	37	-	25	6	6	
PUERTO RICO...	274	238	35	1	169	20	21	39	34	55	130	75	55	-	28	9	18	
SECOND CIRCUIT...	2,850	2,483	318	49	2,217	78	203	429	432	1,075	2,163	1,078	1,085	9	474	236	366	
CONNECTICUT...	190	167	23	-	160	10	25	27	23	75	159	50	109	-	44	25	40	
NEW YORK NORTHERN...	168	141	15	12	78	2	6	20	6	44	89	55	34	-	19	7	8	
NEW YORK EASTERN...	913	837	57	19	607	26	40	124	119	298	578	303	275	5	114	55	101	
NEW YORK SOUTHERN...	1,169	1,005	151	13	1,005	25	79	180	205	516	983	484	499	2	210	114	173	
NEW YORK WESTERN...	357	290	63	4	317	15	46	65	65	126	306	165	141	2	69	33	37	
VERMONT...	53	43	9	1	50	-	7	13	14	16	48	21	27	-	18	2	7	
THIRD CIRCUIT...	1,986	1,734	238	14	1,613	128	155	325	251	754	1,518	817	701	37	346	90	228	
DELAWARE...	79	70	9	-	52	3	6	11	10	22	48	22	26	1	9	9	7	
NEW JERSEY...	674	555	111	8	552	33	58	117	72	272	515	274	241	14	150	18	59	
PENNSYLVANIA EASTERN...	492	420	68	4	394	9	31	71	67	216	356	200	156	4	78	23	51	
PENNSYLVANIA MIDDLE...	102	98	4	1	83	2	10	20	15	36	83	39	44	1	12	6	25	
PENNSYLVANIA WESTERN...	359	321	37	1	316	13	16	62	59	166	300	130	170	11	70	22	67	
VIRGIN ISLANDS...	279	270	9	-	216	68	34	44	28	42	216	152	64	6	27	12	19	
FOURTH CIRCUIT...	3,050	2,652	394	4	2,022	173	252	425	339	833	1,931	748	1,183	26	632	165	360	
MARYLAND...	665	587	78	-	480	42	63	115	82	178	461	243	218	4	100	31	83	
NO. CAROLINA EASTERN...	239	212	27	-	201	15	23	40	41	82	200	34	166	2	122	9	33	
NO. CAROLINA MIDDLE...	205	169	36	-	166	11	26	19	34	76	163	32	131	2	73	21	35	
NO. CAROLINA WESTERN...	268	209	59	-	217	19	29	52	29	88	204	37	167	3	86	33	45	
SOUTH CAROLINA...	353	313	39	1	274	18	28	55	42	131	269	108	161	4	83	16	58	
VIRGINIA EASTERN...	955	852	102	1	412	45	50	93	65	159	397	183	214	6	115	30	63	
VIRGINIA WESTERN...	138	117	21	-	107	12	15	21	14	45	102	40	62	1	28	15	18	
W. VIRGINIA NORTHERN...	62	49	12	1	52	-	7	16	9	20	52	24	28	2	10	4	12	
W. VIRGINIA SOUTHERN...	165	144	20	1	113	11	11	14	23	54	83	47	36	2	15	6	13	
FIFTH CIRCUIT...	8,417	7,645	765	7	4,849	391	633	1,100	960	1,765	4,446	1,862	2,584	31	1,341	338	874	
ALABAMA NORTHERN...	544	449	94	1	366	40	67	89	63	107	368	96	272	6	128	39	99	
ALABAMA MIDDLE...	215	186	29	-	80	11	10	13	12	34	77	30	47	-	31	-	16	
ALABAMA SOUTHERN...	118	97	21	-	105	11	14	18	14	48	103	24	79	-	36	5	38	
FLORIDA NORTHERN...	110	98	12	-	71	-	14	23	9	25	89	20	49	-	16	8	25	
FLORIDA MIDDLE...	537	470	66	1	407	23	51	101	72	160	402	190	212	1	102	45	64	
FLORIDA SOUTHERN...	603	525	78	-	492	18	53	119	127	175	471	277	194	3	91	44	56	
GEORGIA NORTHERN...	333	295	38	-	271	7	17	51	71	125	264	76	188	1	94	18	75	
GEORGIA MIDDLE...	1,063	1,058	5	-	79	10	8	8	25	28	77	25	52	-	22	1	29	
GEORGIA SOUTHERN...	887	864	23	-	145	5	15	40	44	41	140	49	91	-	53	9	29	
LOUISIANA EASTERN...	326	278	48	-	243	14	32	51	43	103	237	111	126	8	71	6	41	
LOUISIANA MIDDLE...	48	37	11	-	41	5	5	12	6	13	37	23	14	-	11	1	2	
LOUISIANA WESTERN...	145	127	18	-	94	7	13	17	10	47	90	54	36	1	16	4	15	
MISSISSIPPI NORTHERN...	71	63	8	-	66	2	3	11	14	36	65	28	37	-	12	8	17	
MISSISSIPPI SOUTHERN...	71	63	8	-	38	2	4	5	3	24	36	21	15	-	8	1	6	
TEXAS NORTHERN...	535	439	95	1	420	19	39	107	102	153	369	88	281	4	124	38	115	
TEXAS EASTERN...	150	118	31	1	120	5	16	29	24	46	87	23	64	1	29	3	31	
TEXAS SOUTHERN...	1,640	1,545	95	-	1,053	90	165	256	194	348	836	423	413	4	299	35	75	
TEXAS WESTERN...	793	714	76	3	613	53	81	138	114	227	576	221	355	2	178	50	125	
CANAL ZONE...	228	219	9	-	145	69	26	12	13	25	142	83	59	-	20	23	16	

**TABLE 5 - 1979**  
**UNITED STATES DISTRICT COURTS**  
**AGE, PRIOR RECORD, AND SEX OF CONVICTED DEFENDANTS**  
**TWELVE MONTH PERIOD ENDED JUNE 30, 1979**

CIRCUIT AND DISTRICT	TOTAL DEFENDANTS	SEX				AGE					PRIOR RECORD				TYPE OF PRIOR RECORD			
		MALE	FEMALE	CORPORATION	AGE REPORTED	21 AND UNDER	22 TO 24	25 TO 29	30 TO 34	35 AND OVER	TOTAL PRIOR RECORD REPORTED	NO PRIOR RECORD	TOTAL WITH PRIOR RECORD		JUVENILE	PROBATION	PRISON OR LESS THAN 1 YEAR	PRISON 1 YEAR OR MORE
SIXTH CIRCUIT...	2,956	2,574	364	18	1,782	129	211	378	326	738	1,704	673	1,031	18	440	231	342	
KENTUCKY EASTERN...	222	194	28	-	122	15	20	24	21	43	121	32	89	4	43	7	35	
KENTUCKY WESTERN...	486	444	38	4	236	38	34	52	32	80	215	86	129	2	66	18	43	
MICHIGAN EASTERN...	664	581	83	-	420	20	36	102	93	169	397	122	275	-	115	73	87	
MICHIGAN WESTERN...	183	142	41	-	127	8	21	32	25	41	125	56	69	2	19	30	18	
OHIO NORTHERN...	383	337	38	8	247	8	24	42	35	138	252	126	126	3	59	29	35	
OHIO SOUTHERN...	278	240	38	-	181	22	23	40	27	69	174	75	99	3	47	17	32	
TENNESSEE EASTERN...	150	127	23	-	90	4	11	18	17	40	82	39	43	1	18	13	11	
TENNESSEE MIDDLE...	258	239	18	1	114	6	12	18	28	50	108	17	91	-	39	14	38	
TENNESSEE WESTERN...	332	270	57	5	244	8	30	50	48	108	230	120	110	3	34	30	43	
SEVENTH CIRCUIT...	1,718	1,483	219	16	1,137	35	107	263	207	525	1,017	475	542	13	229	104	196	
ILLINOIS NORTHERN...	815	721	88	6	461	9	39	100	86	227	351	200	151	1	74	28	48	
ILLINOIS CENTRAL...	182	144	16	2	103	3	11	27	14	48	99	47	52	1	31	6	14	
ILLINOIS SOUTHERN...	116	105	10	1	77	5	13	13	15	31	73	28	45	2	20	4	19	
INDIANA NORTHERN...	200	177	23	-	154	8	15	39	25	67	154	62	92	3	34	26	29	
INDIANA SOUTHERN...	178	151	26	1	152	5	16	37	33	61	148	30	118	6	34	22	56	
WISCONSIN EASTERN...	189	137	46	6	138	4	9	36	22	67	140	82	58	-	28	15	15	
WISCONSIN WESTERN...	58	48	10	-	52	1	4	11	12	24	52	26	26	-	8	3	15	
EIGHTH CIRCUIT...	2,028	1,829	192	7	1,205	127	170	271	223	414	1,120	332	788	26	398	96	268	
ARKANSAS EASTERN...	226	201	25	-	135	4	17	41	26	47	132	49	83	1	44	8	30	
ARKANSAS WESTERN...	147	123	24	-	88	6	19	16	8	39	59	4	55	2	33	2	18	
IOWA NORTHERN...	70	68	2	-	33	3	2	5	9	14	20	1	19	2	9	3	5	

**Part II**  
**Historical Offense Tables**

Table H-1  
United States District Courts  
Disposition of Defendants Charged with Federal Offenses  
Showing Convicted and Not Convicted  
For the Twelve Month Period Ended June 30, 1945-1979

Year	Total defendants	Not Convicted					Convicted and Sentenced		
		Total	Dis-missed <sup>1</sup>	Acquitted by		Total	Plea of guilty or nolo contendere	Convicted by	
				Court	Jury			Court	Jury
1945	43,755	7,641	6,462	331	848	36,114	30,817	3,082	2,215
1946	38,872	6,693	5,599	259	835	32,179	27,385	3,250	1,544
1947	38,130	5,592	4,512	279	801	32,588	29,138	2,336	1,114
1948	35,431	4,911	3,990	225	696	30,520	27,833	1,672	1,015
1949	37,318	4,245	3,332	297	616	33,073	30,447	1,628	998
1950	38,835	4,210	3,268	276	666	34,625	31,739	1,731	1,155
1951	42,286	4,096	3,204	309	583	38,190	35,271	1,795	1,124
1952	39,947	3,904	2,947	296	661	36,043	32,734	2,002	1,307
1953	39,234	4,349	3,220	409	720	34,885	31,336	2,207	1,342
1954	44,447	4,903	3,617	501	785	39,544	35,560	2,306	1,678
1955	40,235	5,184	3,832	450	902	35,051	31,148	2,077	1,826
1956	33,216	4,320	3,125	425	770	28,896	25,029	2,227	1,640
1957	31,284	3,544	2,426	348	770	27,740	23,867	2,343	1,530
1958	32,055	3,717	2,606	378	733	28,338	24,256	2,475	1,607
1959	32,125	3,736	2,667	321	748	28,389	24,793	2,089	1,507
1960	31,984	3,828	2,629	340	859	28,156	24,245	2,179	1,732
1961	32,671	4,046	2,887	291	868	28,625	24,830	2,124	1,671
1962	33,110	4,599	3,374	390	835	28,511	24,639	1,997	1,875
1963	34,845	5,042	3,735	544	763	29,803	25,924	2,005	1,874
1964	33,381	4,211	2,936	559	716	29,170	26,273	942	1,955
1965	33,718	4,961	3,789	463	709	28,757	25,923	961	1,873
1966	31,975	4,661	3,570	397	694	27,314	24,127	1,066	2,121
1967	31,535	5,191	4,196	409	586	26,344	23,121	1,040	2,173
1968	31,843	6,169	4,981	484	704	25,674	22,055	1,184	2,435
1969	32,796	5,993	4,867	483	643	26,803	23,138	1,152	2,513
1970	36,356	8,178	6,608	703	867	28,178	24,111	1,290	2,777
1971	44,615	12,512	10,655	687	1,170	32,103	27,544	1,416	3,143
1972	49,516	12,296	10,219	690	1,387	37,220	31,714	1,847	3,659
1973	46,724	11,741	9,757	661	1,323	34,983	29,009	1,873	4,101
1974	48,014	11,784	10,019	508	1,257	36,230	30,660	1,785	3,785
1975	49,212	11,779	10,274	397	1,108	37,433	31,816	1,580	4,037
1976	51,612	11,500	9,752	508	1,240	40,112	34,041	1,587	4,484
1977	53,182	11,720	9,940	398	1,382	41,468	35,335	1,629	4,504
1978	45,922	9,417	7,792	311	1,314	36,505	31,112	1,431	3,962
1979	41,175	8,262	6,791	303	1,168	32,913	27,295	2,006	3,612

<sup>1</sup> Beginning in 1968, defendants who were committed pursuant to 28 U.S.C. 2902(b) of the Narcotic Addict Rehabilitation Act are included in the dismissed column through 1979.

NOTE: The District of Columbia is excluded from the data through 1973. The territorial courts of the Virgin Islands, Canal Zone, and Guam are excluded through 1976.

Table H-1a  
United States District Courts  
Disposition of Defendants Charged with Federal Offenses  
Showing Type of Sentence  
For the Twelve Month Period Ended June 30, 1945-1979

Year	Total Imprisonment	Type of Sentence								Type of Sentence							
		Regular Sentences to Imprisonment						Other Sentences To Imprisonment		Probation							
		Total Regular <sup>1</sup>	1-12 Months	13-35 Months	36-59 Months	60 Mos. and Over	Average Sentence in Months <sup>2</sup>	Split Sentences <sup>3</sup>	Indeterminate <sup>4</sup>	Y.C.A. or Y.O. <sup>5</sup>	Total	1-12 Months	13-24 Months	25-36 Months	37 Mos. and Over	Average Sentence in Months	Fine and Other <sup>6</sup>
1945	17,095	-	10,522	3,634	2,017	922	16.5	-	-	-	14,359	-	-	-	-	-	4,660
1946	15,393	-	9,316	3,610	1,809	658	18.6	-	-	-	12,691	-	-	-	-	-	4,095
1947	15,146	-	9,633	3,679	1,746	688	17.3	-	-	-	13,318	-	-	-	-	-	4,124
1948	13,505	-	8,033	3,329	1,517	626	17.6	-	-	-	14,014	-	-	-	-	-	3,001
1949	14,730	-	9,789	3,378	1,392	571	15.8	-	-	-	15,161	-	-	-	-	-	3,182
1950	14,998	-	8,910	3,799	1,588	701	17.5	-	-	-	16,603	-	-	-	-	-	3,024
1951	15,588	-	9,215	3,758	1,805	790	18.1	-	-	-	19,855	-	-	-	-	-	2,767
1952	15,983	-	9,094	3,817	2,072	980	19.1	-	-	-	17,687	-	-	-	-	-	2,393
1953	16,355	-	8,969	4,213	2,164	1,009	19.4	-	-	-	15,811	-	-	-	-	-	2,719
1954	19,221	-	10,977	4,546	2,487	1,211	18.9	-	-	-	17,517	-	-	-	-	-	2,806
1955	17,542	-	8,942	4,584	2,724	1,292	21.9	-	-	-	14,564	-	-	-	-	-	2,945
1956	13,576	-	5,681	4,217	2,478	1,200	24.9	-	-	-	12,365	-	-	-	-	-	2,955
1957	13,798	-	5,473	4,018	2,635	1,672	28.0	-	-	-	11,434	-	-	-	-	-	2,508
1958	14,101	-	5,382	4,029	2,861	1,829	28.2	-	-	-	11,617	-	-	-	-	-	2,620
1959	14,350	-	5,034	3,680	3,237	1,849	29.2	3	-	-	11,379	-	-	-	-	-	2,660
1960	14,170	-	5,024	3,877	3,288	1,981	29.6	3	-	-	11,081	-	-	-	-	-	2,905
1961	14,462	-	4,057	4,753	3,481	2,171	31.0	3	-	-	10,714	-	-	-	-	-	3,449
1962	14,042	-	4,088	4,441	3,418	2,095	32.0	3	-	-	11,071	-	-	-	-	-	3,398
1963	13,639	-	2,949	4,218	3,228	2,076	32.3	1,168	-	-	12,047	-	-	-	-	-	4,117
1964	13,273	-	2,992	4,085	3,094	1,987	31.9	1,115	-	-	11,634	-	-	-	-	-	4,263
1965	13,668	-	3,748	3,139	3,262	2,252	33.5	1,267	-	-	10,779	-	-	-	-	-	4,310
1966	13,282	-	3,549	2,926	3,332	2,092	32.9	1,383	-	-	10,256	-	-	-	-	-	3,776
1967	13,085	-	3,236	2,837	3,411	2,381	36.5	1,220	-	-	9,435	-	-	-	-	-	3,824
1968	12,610	-	2,473	2,413	3,568	2,915	42.2	1,241	-	-	9,820	-	-	-	-	-	3,244
1969	12,847	-	2,771	2,252	3,506	3,012	42.0	1,312	-	-	9,991	-	-	-	-	-	3,965
1970	12,415	-	2,753	2,253	3,290	2,775	41.1	1,344	-	-	11,387	-	-	-	-	-	4,376
1971	14,378	-	2,820	2,599	3,326	3,482	42.1	2,151	-	-	13,243	-	-	-	-	-	4,482
1972	16,832	-	4,450	2,645	3,695	3,569	38.1	2,473	-	-	15,395	-	-	-	-	-	4,993
1973	17,540	-	3,384	2,912	4,141	4,220	42.4	2,883	-	-	15,026	-	-	-	-	-	2,417
1974	17,180	-	3,333	2,880	4,107	3,960	42.2	2,900	-	-	16,623	-	-	-	-	-	2,427
1975	17,301	-	3,337	2,825	4,437	4,387	45.5	2,315	-	-	17,913	-	-	-	-	-	2,219
1976	18,477	-	3,530	3,096	4,731	4,862	47.2	2,258	-	-	18,208	-	-	-	-	-	3,427
1977	19,613	-	4,029	3,289	4,278	4,794	45.1	3,223	-	-	16,134	-	-	-	-	-	5,721
1978	17,426	12,234	3,284	2,804	2,792	3,354	48.6	3,263	1,132	797	14,515	2,981	3,742	4,496	3,296	32.4	4,564
1979	14,580	9,818	2,320	2,344	2,389	2,765	49.0	3,234	887	641	13,459	2,650	3,141	4,494	2,974	32.3	4,874

<sup>1</sup> Includes sentences of more than six months which are to be followed by a term of probation (mixed sentences).

<sup>2</sup> Excludes split sentences, indeterminate sentences, Youth Corrections Act/offender sentences, and life sentences beginning in 1978.

<sup>3</sup> A split sentence is a sentence on a one count indictment of six months or less in a jail type institution followed by a term of probation, 18 U.S.C. 3651. Included in these figures are mixed sentences involving confinement for six months or less on one count, to be followed by a term of probation on one or more other counts.

<sup>4</sup> Title 18 U.S.C. 4205 B (1) and (2). Included in Total Imprisonment prior to 1978.

<sup>5</sup> Title 18 U.S.C. 5010 (B)(C). Included in Total Imprisonment prior to 1978.

<sup>6</sup> Includes deportation, suspended sentences, imprisonment for four days or less or for time already served, remitted and suspended fines. Also includes 12 life sentences in 1977, 17 life sentences in 1978, and 41 life sentences in 1979.

NOTE: The District of Columbia is excluded from the data through 1973. The territorial courts of the Virgin Islands, Canal Zone, and Guam are excluded through 1976.

Table H-1B  
Disposition of Defendants Charged with Federal Offenses  
in the District of Columbia  
Showing Convicted and Not Convicted  
For the Twelve Month Period Ended June 30, 1962-1979

Year	Total defendants	Not Convicted				Convicted and Sentenced			
		Total	Dis- missed <sup>1</sup>	Acquitted by		Total	Plea of guilty or nolo contendere	Convicted by	
				Court	Jury			Court	Jury
1962	1,282	294	151	47	96	988	651	15	322
1963	1,183	267	157	45	65	916	628	20	268
1964	1,442	327	232	32	63	1,115	817	22	276
1965	1,286	305	198	43	64	981	716	18	247
1966	1,230	318	210	29	79	912	640	4	268
1967	1,011	282	149	57	76	729	444	10	275
1968	1,892	514	281	93	139	1,378	896	27	455
1969	2,032	571	329	71	150	1,461	948	34	479
1970	2,311	630	436	51	121	1,681	1,262	46	373
1971	2,059	558	367	62	108	1,501	1,175	56	270
1972	3,011	644	496	44	101	2,367	1,963	41	363
1973	2,925	647	509	33	103	2,278	1,843	53	382
1974	1,471	462	385	16	61	1,009	817	39	153
1975	968	178	129	14	34	790	646	34	110
1976	1,004	152	118	9	24	852	714	48	90
1977	1,141	144	123	3	18	997	880	32	85
1978	1,033	149	116	5	28	884	762	27	95
1979	852	92	73	3	16	760	666	30	64

<sup>1</sup>Beginning in 1968, defendants who were committed pursuant to 28 U.S.C. 2902(b) of the Narcotic Addict Rehabilitation Act are included in the dismissed column through 1979.



**CONTINUED**

**1 OF 5**

Table H-1B-a  
Disposition of Defendants Charged with Federal Offenses  
in the District of Columbia  
Showing Convicted and Not Convicted  
For the Twelve Month Period Ended June 30, 1962-1979

Year	Total Imprisonment	Type of Sentence									Type of Sentence						
		Regular Sentences to Imprisonment						Other Sentences To Imprisonment			Probation						
		Total Regular <sup>1</sup>	1-12 Months	13-35 Months	36-59 Months	60 Mos. and Over	Average Sentence in Months <sup>2</sup>	Split Sentences <sup>3</sup>	Indeterminate <sup>4</sup>	Y.C.A. or Y.O. <sup>5</sup>	Total	1-12 Months	13-24 Months	25-36 Months	37 Mos. and Over	Average Sentence in Months	Fine and Other <sup>6</sup>
1962	718	-	-	175	259	284	-	-	-	-	250	-	-	-	-	-	20
1963	681	-	-	144	233	272	-	32	-	-	210	-	-	-	-	-	25
1964	805	-	-	211	252	307	-	35	-	-	273	-	-	-	-	-	37
1965	681	-	-	148	221	279	-	33	-	-	273	-	-	-	-	-	27
1966	622	-	-	157	204	253	-	8	-	-	270	-	-	-	-	-	20
1967	467	-	-	74	160	199	-	34	-	-	252	-	-	-	-	-	10
1968	908	-	-	143	296	411	-	58	-	-	446	-	-	-	-	-	24
1969	944	-	-	109	232	548	-	55	-	-	504	-	-	-	-	-	13
1970	1,147	-	-	179	288	618	-	62	-	-	518	-	-	-	-	-	16
1971	1,081	-	-	139	304	594	-	44	-	-	417	-	-	-	-	-	3
1972	1,550	-	-	176	417	892	-	65	-	-	786	-	-	-	-	-	31
1973	1,362	-	-	212	385	719	-	46	-	-	900	-	-	-	-	-	16
1974	483	-	-	118	163	182	-	20	-	-	489	-	-	-	-	-	37
1975	396	-	-	125	122	132	-	17	-	-	348	-	-	-	-	-	46
1976	454	-	-	89	153	201	-	11	-	-	381	-	-	-	-	-	17
1977	526	-	-	126	173	196	-	31	-	-	458	-	-	-	-	-	13
1978	412	292	61	47	70	114	62.7	29	57	34	460	67	110	220	63	32.2	12
1979	314	219	56	36	83	44	38.0	29	34	32	411	58	120	182	51	31.9	35

<sup>1</sup> Includes sentences of more than six months which are to be followed by a term of probation (Mixed Sentences).

<sup>2</sup> Excludes split sentences, Indeterminate sentences Youth Corrections Act/Offender sentences and life sentences.

<sup>3</sup> A split sentence is a sentence on a one-count indictment of six months or less in a jail-type institution, followed by a term of probation, 18 U.S.C. 3651. Included in these figures are mixed sentences involving confinement for six months or less on one count to be followed by a term of probation on one or more other counts. For 1962, split sentences are included in prison terms "13 - 35 months".

<sup>4</sup> Title 18 U.S.C. 4205 B(1) and (2). Included in Total Imprisonment prior to 1978.

<sup>5</sup> Title 18 U.S.C. 5010 (B) (C). Included in Total Imprisonment prior to 1978.

<sup>6</sup> Includes deportation, suspended sentences, imprisonment for four days or less or for time already served, remitted and suspended fines.

Table H-2  
United States District Courts  
Disposition of Defendants Charged with Violation of Immigration Laws  
Showing Convicted and Not Convicted  
For the Twelve Month Period Ended June 30, 1961-1979

Year	Total defendants	Not Convicted				Convicted and Sentenced			
		Total	Dis- missed <sup>1</sup>	Acquitted by		Total	Plea of guilty or nolo contendere	Convicted by	
				Court	Jury			Court	Jury
1961	2,341	99	91	5	3	2,242	2,214	15	13
1962	2,349	84	76	3	5	2,265	2,229	15	21
1963	2,554	72	63	2	7	2,482	2,445	20	17
1964	2,646	58	44	6	8	2,588	2,565	8	15
1965	3,352	67	55	5	7	3,285	3,261	15	9
1966	3,110	77	60	8	9	3,033	2,991	15	27
1967	3,312	92	80	5	7	3,220	3,178	16	26
1968	2,536	75	63	8	4	2,461	2,395	25	41
1969	4,045	86	75	2	9	3,959	3,895	20	44
1970	4,358	179	157	10	12	4,179	4,085	20	74
1971	5,325	357	324	7	26	4,968	4,865	25	78
1972	5,873	301	281	9	11	5,572	5,484	32	56
1973	2,237	234	202	18	14	2,003	1,917	44	42
1974	2,034	288	268	6	14	1,746	1,623	59	64
1975	1,958	313	302	5	6	1,645	1,543	48	54
1976	2,246	267	244	9	14	1,979	1,869	50	60
1977	1,610	214	185	13	16	1,396	1,295	50	51
1978	2,121	308	285	1	22	1,813	1,687	45	81
1979	2,417	377	343	4	30	2,040	1,875	47	118

<sup>1</sup> Beginning in 1968, defendants who were committed pursuant to 28 U.S.C. 2902(b) of the Narcotic Addict Rehabilitation Act are included in the dismissed column through 1979.

NOTE: The District of Columbia is excluded from the data through 1973. The territorial courts of the Virgin Islands, Canal Zone, and Guam are excluded through 1976.

Table H-2a  
United States District Courts  
Disposition of Defendants Charged with Violation of Immigration Laws  
Showing Type of Sentence  
For the Twelve Month Period Ended June 30, 1961-1979

Year	Total Imprisonment	Type of Sentence									Type of Sentence						
		Regular Sentences to Imprisonment						Other Sentences To Imprisonment			Probation						
		Total Regular <sup>1</sup>	1-12 Months	13-35 Months	36-59 Months	60 Mos. and Over	Average Sentence in Months <sup>2</sup>	Split Sentences <sup>3</sup>	Indeterminate <sup>4</sup>	Y.C.A. or Y.O. <sup>5</sup>	Total	1-12 Months	13-24 Months	25-36 Months	37 Mos. and Over	Average Sentence in Months	Fine and Other <sup>6</sup>
1961	1,366	-	893	472	-	1	9.9	*	-	-	437	-	-	-	-	-	439
1962	1,302	-	878	419	1	4	10.1	*	-	-	450	-	-	-	-	-	513
1963	1,181	-	850	321	4	6	10.0	-	-	-	304	-	-	-	-	-	997
1964	1,113	-	811	276	13	2	9.5	11	-	-	159	-	-	-	-	-	1,316
1965	1,546	-	1,197	334	6	2	8.2	7	-	-	151	-	-	-	-	-	1,588
1966	1,564	-	1,270	228	12	-	6.2	54	-	-	226	-	-	-	-	-	1,243
1967	1,607	-	1,333	235	11	2	6.9	26	-	-	155	-	-	-	-	-	1,458
1968	919	-	755	127	8	1	7.2	28	-	-	199	-	-	-	-	-	1,343
1969	1,448	-	1,215	152	25	9	7.0	47	-	-	294	-	-	-	-	-	2,217
1970	1,435	-	1,232	151	14	11	6.7	27	-	-	330	-	-	-	-	-	2,414
1971	1,475	-	852	179	33	26	8.2	380	-	-	987	-	-	-	-	-	2,506
1972	2,385	-	1,965	195	43	18	6.4	164	-	-	552	-	-	-	-	-	2,635
1973	1,245	-	634	205	46	50	11.0	310	-	-	419	-	-	-	-	-	339
1974	1,143	-	386	231	65	63	13.3	398	-	-	476	-	-	-	-	-	127
1975	992	-	420	183	45	29	10.7	315	-	-	500	-	-	-	-	-	153
1976	1,166	-	531	164	32	28	9.0	411	-	-	738	-	-	-	-	-	75
1977	857	-	302	210	52	37	14.0	256	-	-	506	-	-	-	-	-	33
1978	1,076	695	320	231	103	41	20.5	311	55	15	704	77	174	188	265	38.8	33
1979	981	596	291	176	90	39	21.7	329	47	9	1,021	82	213	430	296	37.9	38

<sup>1</sup> Includes sentences of more than six months which are to be followed by a term of probation (mixed sentences).

<sup>2</sup> Excludes split sentences, indeterminate sentences, Youth Corrections Act/offender sentences, and life sentences beginning in 1978.

<sup>3</sup> A split sentence is a sentence on a one count indictment of six months or less in a jail type institution followed by a term of probation, 18 U.S.C. 3651. Included in these figures are mixed sentences involving confinement for six months or less on one count, to be followed by a term of probation on one or more other counts.

<sup>4</sup> Title 18 U.S.C. 4205 B (1) and (2). Included in Total Imprisonment prior to 1978.

<sup>5</sup> Title 18 U.S.C. 5010 (B)(C). Included in Total Imprisonment prior to 1978.

<sup>6</sup> Includes deportation, suspended sentences, imprisonment for four days or less or for time already served, remitted and suspended fines.

\* Split sentences are included in prison terms "1 - 12 months."

NOTE: The District of Columbia is excluded from the data through 1973. The territorial courts of the Virgin Islands, Canal Zone, and Guam are excluded through 1976.

**Table H-3**  
**United States District Courts**  
**Disposition of Defendants Charged with Income Tax Fraud**  
**Showing Convicted and Not Convicted**  
**For the Twelve Month Period Ended June 30, 1961-1979**

Year	Total defendants	Not Convicted				Convicted and Sentenced			
		Total	Dis-missed <sup>1</sup>	Acquitted by		Total	Plea of guilty or nolo contendere	Convicted by	
				Court	Jury			Court	Jury
1961	659	87	58	5	24	572	516	13	43
1962	648	103	72	5	26	545	469	13	63
1963	692	121	91	5	25	571	494	15	62
1964	692	95	65	3	27	597	507	23	67
1965	688	114	66	23	25	574	498	14	62
1966	679	86	60	8	18	593	518	19	56
1967	636	94	71	4	19	542	484	14	44
1968	604	106	72	7	27	498	432	15	51
1969	587	95	77	5	13	502	425	17	60
1970	597	104	85	4	15	483	423	14	46
1971	912	220	166	9	45	692	583	22	87
1972	907	155	118	2	35	752	633	27	92
1973	1,197	199	138	7	54	998	842	32	124
1974	1,423	261	202	11	48	1,162	983	41	138
1975	1,391	233	161	16	56	1,158	1,006	30	122
1976	1,385	228	157	14	57	1,157	967	30	160
1977	1,693	204	147	7	50	1,489	1,273	30	186
1978	1,459	244	173	7	64	1,215	1,015	30	170
1979	1,628	234	162	6	66	1,394	1,147	41	206

<sup>1</sup> Beginning in 1968, defendants who were committed pursuant to 28 U.S.C. 2902(b) of the Narcotic Addict Rehabilitation Act are included in the dismissed column through 1979.

NOTE: The District of Columbia is excluded from the data through 1973. The territorial courts of the Virgin Islands, Canal Zone, and Guam are excluded through 1976.

Table H-3a  
United States District Courts  
Disposition of Defendants Charged with Income Tax Fraud  
Showing Type of Sentence  
For the Twelve Month Period Ended June 30, 1961-1979

Year	Total Imprisonment	Type of Sentence									Type of Sentence						
		Regular Sentences to Imprisonment						Other Sentences To Imprisonment			Probation						
		Total Regular <sup>1</sup>	1-12 Months	13-35 Months	36-59 Months	60 Mos. and Over	Average Sentence in Months <sup>2</sup>	Split Sentences <sup>3</sup>	Indeterminate <sup>4</sup>	Y.C.A. or Y.O. <sup>5</sup>	Total	1-12 Months	13-24 Months	25-36 Months	37 Mos. and Over	Average Sentence in Months	Fine and Other <sup>6</sup>
1961	205	-	137	50	11	7	11.4	*	-	-	266	-	-	-	-	-	101
1962	214	-	150	48	10	6	45.5	*	-	-	248	-	-	-	-	-	83
1963	236	-	179	44	6	7	30.8	-	-	-	246	-	-	-	-	-	89
1964	237	-	173	45	13	6	10.1	-	-	-	269	-	-	-	-	-	91
1965	207	-	100	28	8	6	10.3	65	-	-	289	-	-	-	-	-	78
1966	243	-	109	35	15	1	10.0	83	-	-	261	-	-	-	-	-	89
1967	219	-	112	29	9	5	9.6	64	-	-	248	-	-	-	-	-	75
1968	157	-	74	12	11	3	9.8	57	-	-	254	-	-	-	-	-	87
1969	186	-	66	19	7	3	9.0	91	-	-	244	-	-	-	-	-	72
1970	132	-	61	7	7	3	8.2	54	-	-	268	-	-	-	-	-	83
1971	243	-	111	20	14	5	9.5	93	-	-	370	-	-	-	-	-	79
1972	275	-	113	27	21	7	10.4	107	-	-	399	-	-	-	-	-	78
1973	391	-	129	54	25	24	14.0	159	-	-	512	-	-	-	-	-	95
1974	387	-	108	44	31	19	12.8	185	-	-	669	-	-	-	-	-	106
1975	367	-	134	32	34	13	12.7	154	-	-	677	-	-	-	-	-	114
1976	340	-	124	44	22	20	15.4	130	-	-	745	-	-	-	-	-	72
1977	539	-	155	40	36	17	10.1	291	-	-	856	-	-	-	-	-	94
1978	483	206	133	36	26	11	18.0	269	8	-	655	137	204	206	108	30.6	77
1979	506	221	145	38	23	15	18.6	279	6	-	787	171	212	281	123	30.8	101

<sup>1</sup> Includes sentences of more than six months which are to be followed by a term of probation (mixed sentences).  
<sup>2</sup> Excludes split sentences, indeterminate sentences, Youth Corrections Act/offender sentences, and life sentences beginning in 1978.

<sup>3</sup> A split sentence is a sentence on a one count indictment of six months or less in a jail type institution followed by a term of probation, 18 U.S.C. 3651. Included in these figures are mixed sentences involving confinement for six months or less on one count, to be followed by a term of probation on one or more other counts.

<sup>4</sup> Title 18 U.S.C. 4205 B (1) and (2). Included in Total Imprisonment prior to 1978.  
<sup>5</sup> Title 18 U.S.C. 5010 (B)(C). Included in Total Imprisonment prior to 1978.

<sup>6</sup> Includes deportation, suspended sentences, imprisonment for four days or less or for time already served, remitted and suspended fines.

\* Split sentences are included in prison terms "1 - 12 months."

NOTE: The District of Columbia is excluded from the data through 1973. The territorial courts of the Virgin Islands, Canal Zone, and Guam are excluded through 1976.



Table H-4  
United States District Courts  
Disposition of Defendants Charged with Liquor Law Violations  
Showing Convicted and Not Convicted  
For the Twelve Month Period Ended June 30, 1961-1979

Year	Total defendants	Not Convicted				Convicted and Sentenced			
		Total	Dis- missed <sup>1</sup>	Acquitted by		Total	Plea of guilty or nolo contendere	Convicted by	
				Court	Jury			Court	Jury
1961	5,183	944	628	67	249	4,239	3,676	170	393
1962	5,270	892	533	103	256	4,378	3,715	250	413
1963	5,493	976	669	122	185	4,517	3,880	230	407
1964	5,160	715	442	119	154	4,445	3,903	213	329
1965	4,631	632	407	105	120	3,999	3,515	163	321
1966	4,003	597	408	72	117	3,406	2,957	163	286
1967	3,390	497	343	54	100	2,893	2,471	133	289
1968	3,030	453	304	49	100	2,577	2,211	125	241
1969	2,261	327	203	50	74	1,934	1,609	105	220
1970	1,998	340	220	41	79	1,658	1,420	58	180
1971	1,940	324	232	22	70	1,616	1,323	92	201
1972	1,853	301	184	18	99	1,552	1,289	62	201
1973	1,515	215	143	7	65	1,300	1,039	78	183
1974	966	130	103	7	20	836	721	32	83
1975	630	100	72	7	21	530	451	22	57
1976	322	42	35	-	7	280	252	8	20
1977	188	23	18	-	5	165	148	6	11
1978	158	29	26	-	3	129	114	4	11
1979	75	15	8	-	7	60	55	4	1

<sup>1</sup> Beginning in 1968, defendants who were committed pursuant to 28 U.S.C. 2902(b) of the Narcotic Addict Rehabilitation Act are included in the dismissed column through 1979.

NOTE: The District of Columbia is excluded from the data through 1973. The territorial court of the Virgin Islands, Canal Zone, and Guam are excluded through 1976.

Table H-4a  
United States District Courts  
Disposition of Defendants Charged with Liquor Law Violations  
Showing Type of Sentence,  
For the Twelve Month Period Ended June 30, 1961-1979

Year	Total Imprisonment	Type of Sentence									Type of Sentence						
		Regular Sentences to Imprisonment						Other Sentences To Imprisonment			Probation						
		Total Regular <sup>1</sup>	1-12 Months	13-35 Months	36-59 Months	60 Mos. and Over	Average Sentence in Months <sup>2</sup>	Split Sentences <sup>3</sup>	Indeterminate <sup>4</sup>	Y.C.A. or Y.O. <sup>5</sup>	Total	1-12 Months	13-24 Months	25-36 Months	37 Mos. and Over	Average Sentence in Months	Fine and Other <sup>6</sup>
1961	1,750	-	693	862	168	27	15.6	*	-	-	2,366	-	-	-	-	-	123
1962	1,772	-	807	799	148	18	15.2	*	-	-	2,475	-	-	-	-	-	131
1963	1,761	-	489	741	156	36	15.3	339	-	-	2,605	-	-	-	-	-	151
1964	1,760	-	569	715	121	18	13.9	337	-	-	2,542	-	-	-	-	-	143
1965	1,662	-	636	467	138	19	14.2	402	-	-	2,181	-	-	-	-	-	156
1966	1,418	-	512	402	103	24	14.2	377	-	-	1,912	-	-	-	-	-	76
1967	1,187	-	366	298	89	17	13.2	417	-	-	1,597	-	-	-	-	-	109
1968	1,095	-	359	271	89	24	14.0	352	-	-	1,413	-	-	-	-	-	69
1969	845	-	266	178	92	10	13.5	299	-	-	1,047	-	-	-	-	-	42
1970	645	-	201	160	55	17	14.4	212	-	-	972	-	-	-	-	-	41
1971	676	-	231	139	77	15	15.0	214	-	-	889	-	-	-	-	-	51
1972	569	-	155	154	52	13	15.5	195	-	-	924	-	-	-	-	-	59
1973	511	-	127	116	49	8	13.3	211	-	-	758	-	-	-	-	-	31
1974	299	-	71	67	31	19	18.1	111	-	-	488	-	-	-	-	-	49
1975	133	-	22	38	17	3	14.9	53	-	-	378	-	-	-	-	-	19
1976	69	-	9	23	16	4	23.9	17	-	-	205	-	-	-	-	-	6
1977	65	-	13	6	6	4	13.5	36	-	-	96	-	-	-	-	-	4
1978	32	16	5	7	3	1	+	16	-	-	96	11	25	39	21	34.6	1
1979	22	9	2	5	2	-	20.7	12	1	-	37	1	9	16	11	39.4	1

<sup>1</sup> Includes sentences of more than six months which are to be followed by a term of probation (mixed sentences).

<sup>2</sup> Excludes split sentences, indeterminate sentences, Youth Corrections Act/offender sentences, and life sentences beginning in 1978.

<sup>3</sup> A split sentence is a sentence on a one count indictment of six months or less in a jail type institution followed by a term of probation, 18 U.S.C. 3651. Included in these figures are mixed sentences involving confinement for six months or less on one count, to be followed by a term of probation on one or more other counts.

<sup>4</sup> Title 18 U.S.C. 4205 B (1) and (2). Included in Total Imprisonment prior to 1978.

<sup>5</sup> Title 18 U.S.C. 5010 (B)(C). Included in Total Imprisonment prior to 1978.

<sup>6</sup> Includes deportation, suspended sentences, imprisonment for four days or less or for time already served, remitted and suspended fines.

\* Split sentences are included in prison terms "1" - 12 months."

NOTE: The District of Columbia is excluded from the data through 1973. The territorial courts of the Virgin Islands, Canal Zone, and Guam are excluded through 1976.

+ Average not computed where number of defendants sentenced to prison was less than 25.

H-10

Table H-5  
United States District Courts  
Disposition of Defendants Charged with Larceny and Theft  
(excludes transportation of stolen property)  
Showing Convicted and Not Convicted  
For the Twelve Month Period Ended June 30, 1961-1979

Year	Total defendants	Not Convicted				Convicted and Sentenced			
		Total	Dis- missed <sup>1</sup>	Acquitted by		Total	Plea of guilty or nolo contendere	Convicted by	
				Court	Jury			Court	Jury
1961	2,583	247	153	19	75	2,336	2,149	74	113
1962	2,883	334	224	29	81	2,549	2,193	239	117
1963	2,826	362	255	53	54	2,464	2,125	214	125
1964	2,711	293	200	42	51	2,418	2,231	64	123
1965	2,585	329	227	32	70	2,256	2,037	85	134
1966	2,558	335	224	38	73	2,223	1,960	102	161
1967	2,544	407	309	43	55	2,137	1,871	94	172
1968	2,717	435	332	35	68	2,282	1,999	85	198
1969	2,792	511	395	48	68	2,281	1,992	94	195
1970	3,097	609	447	55	107	2,488	2,143	101	244
1971	4,140	1,052	877	55	120	3,088	2,695	105	288
1972	4,020	780	627	21	132	3,240	2,817	119	304
1973	3,913	754	587	34	133	3,159	2,727	149	283
1974	3,786	786	654	29	103	3,000	2,704	114	182
1975	4,406	753	615	38	100	3,653	3,204	187	262
1976	4,829	915	766	63	86	3,914	3,425	162	327
1977	5,228	839	676	46	117	4,389	3,940	195	254
1978	5,046	774	641	41	92	4,272	3,923	131	218
1979	4,352	704	576	38	90	3,648	3,309	139	200

<sup>1</sup>Beginning in 1968, defendants who were committed pursuant to 28 U.S.C. 2902(b) of the Narcotic Rehabilitation Act are included in the dismissed column through 1979.

NOTE: The District of Columbia is excluded from the data through 1973. The territorial courts of the Virgin Islands, Canal Zone, and Guam are excluded through 1976.

Table H-5a  
United States District Courts  
Disposition of Defendants Charged with Larceny and Theft  
(excludes transportation of stolen property)  
Showing Types of Sentences  
For the Twelve Month Period Ended June 30, 1961-1979

Year	Total Imprisonment	Type of Sentence									Type of Sentence						
		Regular Sentences to Imprisonment						Other Sentences To Imprisonment			Probation						
		Total Regular <sup>1</sup>	1-12 Months	13-35 Months	36-59 Months	60 Mos. and Over	Average Sentence in Months <sup>2</sup>	Split Sentences <sup>3</sup>	Indeterminate <sup>4</sup>	Y.C.A. or Y.O. <sup>5</sup>	Total	1-12 Months	13-24 Months	25-36 Months	37 Mos. and Over	Average Sentence in Months	Fine and Other <sup>6</sup>
1961	1,156	-	484	361	224	87	19.9	*	-	-	1,075	-	-	-	-	-	105
1962	1,172	-	410	374	310	78	24.3	*	-	-	1,287	-	-	-	-	-	90
1963	1,103	-	273	338	312	75	25.3	105	-	-	1,282	-	-	-	-	-	79
1964	1,089	-	306	349	248	90	24.3	96	-	-	1,267	-	-	-	-	-	62
1965	1,032	-	342	233	264	89	25.3	104	-	-	1,161	-	-	-	-	-	63
1966	996	-	302	220	228	73	23.1	173	-	-	1,176	-	-	-	-	-	51
1967	1,005	-	263	252	260	131	29.8	99	-	-	1,063	-	-	-	-	-	69
1968	1,058	-	244	212	268	173	30.3	161	-	-	1,174	-	-	-	-	-	50
1969	996	-	181	214	281	167	33.3	153	-	-	1,241	-	-	-	-	-	44
1970	1,006	-	189	190	304	171	32.8	152	-	-	1,433	-	-	-	-	-	49
1971	1,325	-	238	267	327	268	33.4	225	-	-	1,690	-	-	-	-	-	73
1972	1,366	-	277	247	364	254	33.0	224	-	-	1,783	-	-	-	-	-	91
1973	1,319	-	224	230	391	210	31.2	263	-	-	1,751	-	-	-	-	-	89
1974	1,102	-	222	201	304	137	28.3	238	-	-	1,829	-	-	-	-	-	53
1975	1,400	-	213	248	458	236	33.9	245	-	-	2,178	-	-	-	-	-	75
1976	1,461	-	231	313	458	210	31.2	249	-	-	2,301	-	-	-	-	-	152
1977	1,678	-	272	342	482	203	29.8	379	-	-	2,195	-	-	-	-	-	516
1978	1,683	1,085	276	343	314	152	32.1	366	102	130	2,170	560	567	672	371	29.8	419
1979	1,334	819	224	215	234	146	34.0	374	55	86	2,031	625	477	571	358	28.9	283

<sup>1</sup> Includes sentences of more than six months which are to be followed by a term of probation (mixed sentences).

<sup>2</sup> Excludes split sentences, Indeterminate sentences, Youth Corrections Act/offender sentences, and life sentences beginning in 1978.

<sup>3</sup> A split sentence is a sentence on a one count indictment of six months or less in a jail type institution followed by a term of probation, 18 U.S.C. 3651. Included in these figures are mixed sentences involving confinement for six months or less on one count, to be followed by a term of probation on one or more other counts.

<sup>4</sup> Title 18 U.S.C. 4205 B (1) and (2). Included in Total Imprisonment prior to 1978.

<sup>5</sup> Title 18 U.S.C. 5010 (B)(C). Included in Total Imprisonment prior to 1978.

<sup>6</sup> Includes deportation, suspended sentences, imprisonment for four days or less or for time already served, remitted and suspended fines.

\* Split sentences are included in prison terms "1 - 12 months."

NOTE: The District of Columbia is excluded from the data through 1973. The territorial courts of the Virgin Islands, Canal Zone, and Guam are excluded through 1976.

Table H-6  
United States District Courts  
Disposition of Defendants Charged with Forgery  
Showing Convicted and Not Convicted  
For the Twelve Month Period Ended June 30, 1961-1979

Year	Total defendants	Not Convicted				Convicted and Sentenced			
		Total	Dis- missed <sup>1</sup>	Acquitted by		Total	Plea of guilty or nolo contendere	Convicted by	
				Court	Jury			Court	Jury
1961	2,793	162	126	10	26	2,631	2,535	31	65
1962	3,160	220	181	19	20	2,940	2,742	118	80
1963	3,096	271	203	38	30	2,825	2,601	124	100
1964	2,702	185	136	19	30	2,517	2,362	55	100
1965	2,339	222	185	20	17	2,117	1,976	59	82
1966	2,157	199	167	12	20	1,958	1,816	54	88
1967	1,855	213	164	18	31	1,642	1,487	55	100
1968	2,024	237	185	23	29	1,787	1,602	58	127
1969	1,672	231	178	22	31	1,441	1,286	37	118
1970	2,039	298	241	19	38	1,741	1,536	63	142
1971	2,499	457	381	25	51	2,042	1,835	76	131
1972	2,748	483	401	18	64	2,265	2,022	76	167
1973	2,629	401	347	15	39	2,228	2,018	80	130
1974	2,982	420	371	8	41	2,562	2,391	52	119
1975	3,177	464	397	14	53	2,713	2,502	52	159
1976	3,105	477	429	9	39	2,628	2,413	39	176
1977	3,013	322	281	3	38	2,691	2,502	25	164
1978	2,695	407	361	2	44	2,288	2,092	34	162
1979	2,239	325	287	1	37	1,914	1,728	30	156

<sup>1</sup> Beginning in 1968, defendants who were committed pursuant to 28 U.S.C. 2902(b) of the Narcotic Rehabilitation Act are included in the dismissed column through 1979.

NOTE: The District of Columbia is excluded from the data through 1973. The territorial courts of the Virgin Islands, Canal Zone, and Guam are excluded through 1976. Statistics excludes counterfeiting and transportation of forged securities.

Table H-6a  
United States District Courts  
Disposition of Defendants Charged with Forgery  
Showing Type of Sentence  
For the Twelve Month Period Ended June 30, 1961-1979

Year	Total Imprisonment	Type of Sentence									Type of Sentence						
		Regular Sentences to Imprisonment						Other Sentences To Imprisonment			Probation						
		Total Regular <sup>1</sup>	1-12 Months	13-35 Months	36-59 Months	60 Mos. and Over	Average Sentence in Months <sup>2</sup>	Split Sentences <sup>3</sup>	Indeterminate <sup>4</sup>	Y.C.A. or Y.O. <sup>5</sup>	Total	1-12 Months	13-24 Months	25-36 Months	37 Mos. and Over	Average Sentence in Months	Fine and Other <sup>6</sup>
1961	1,513	-	426	590	330	167	25.9	*	-	-	1,095	-	-	-	-	-	23
1962	1,591	-	410	640	377	164	27.3	*	-	-	1,324	-	-	-	-	-	25
1963	1,425	-	276	584	305	150	26.8	110	-	-	1,365	-	-	-	-	-	35
1964	1,255	-	285	510	256	106	24.4	98	-	-	1,236	-	-	-	-	-	26
1965	1,047	-	273	303	261	105	27.1	105	-	-	1,042	-	-	-	-	-	28
1966	979	-	241	291	234	107	27.3	106	-	-	963	-	-	-	-	-	16
1967	809	-	179	239	217	96	28.3	78	-	-	823	-	-	-	-	-	10
1968	896	-	157	232	273	150	35.4	84	-	-	887	-	-	-	-	-	4
1969	762	-	99	198	249	144	36.2	72	-	-	670	-	-	-	-	-	9
1970	837	-	113	218	256	128	32.5	122	-	-	895	-	-	-	-	-	9
1971	964	-	134	242	294	145	32.7	149	-	-	1,071	-	-	-	-	-	7
1972	982	-	164	220	298	152	32.4	148	-	-	1,267	-	-	-	-	-	16
1973	1,023	-	160	233	312	153	31.5	165	-	-	1,191	-	-	-	-	-	14
1974	1,010	-	129	248	323	120	29.9	190	-	-	1,539	-	-	-	-	-	13
1975	1,050	-	151	231	375	135	31.6	158	-	-	1,646	-	-	-	-	-	17
1976	1,174	-	148	277	422	197	34.6	130	-	-	1,448	-	-	-	-	-	6
1977	1,293	-	160	297	416	187	31.2	233	-	-	1,377	-	-	-	-	-	21
1978	1,089	682	141	197	223	121	34.7	264	75	68	1,182	81	342	484	275	35.7	17
1979	2,239	552	103	185	169	95	36.3	228	59	32	1,020	52	264	443	261	36.8	23

<sup>1</sup> Includes sentences of more than six months which are to be followed by a term of probation (mixed sentences).

<sup>2</sup> Excludes split sentences, indeterminate sentences, Youth Corrections Act/offender sentences, and life sentences beginning in 1978.

<sup>3</sup> A split sentence is a sentence on a one count indictment of six months or less in a jail type institution followed by a term of probation, 18 U.S.C. 3651. Included in these figures are mixed sentences involving confinement for six months or less on one count, to be followed by a term of probation on one or more other counts.

<sup>4</sup> Title 18 U.S.C. 4205 B (1) and (2). Included in Total Imprisonment prior to 1978.

<sup>5</sup> Title 18 U.S.C. 5010 (B)(C). Included in Total Imprisonment prior to 1978.

<sup>6</sup> Includes deportation, suspended sentences, imprisonment for four days or less or for time already served, remitted and suspended fines.

\* Split sentences are included in prison terms "1 - 12 months."

NOTE: The District of Columbia is excluded from the data through 1973. The territorial courts of the Virgin Islands, Canal Zone, and Guam are excluded through 1976. Statistics excludes counterfeiting and transportation of forged securities for all years.

H-14



Table H-7  
United States District Courts  
Disposition of Defendants Charged with Assault and Homicide  
Showing Convicted and Not Convicted  
For the Twelve Month Period Ended June 30, 1961-1979

Year	Total defendants	Not Convicted				Convicted and Sentenced			
		Total	Dis- missed <sup>1</sup>	Acquitted by		Total	Plea of guilty or nolo contendere	Convicted by	
				Court	Jury			Court	Jury
1961	211	51	30	4	17	160	113	20	27
1962	168	41	25	1	15	127	100	4	23
1963	237	55	29	11	15	182	113	35	34
1964	295	62	32	10	20	233	168	20	45
1965	283	71	39	12	20	212	166	18	28
1966	320	66	43	5	18	254	173	27	54
1967	334	85	59	6	20	249	173	24	52
1968	376	108	58	12	38	268	190	23	55
1969	469	115	70	14	31	354	227	39	88
1970	549	159	90	10	59	390	263	36	91
1971	603	239	170	18	51	364	242	31	91
1972	661	222	133	20	69	439	308	32	99
1973	728	212	155	12	45	516	367	33	116
1974	827	248	168	29	51	579	417	44	118
1975	874	269	215	4	50	605	450	43	112
1976	1,075	343	270	15	58	732	546	41	145
1977	921	256	180	6	70	665	474	38	153
1978	844	227	169	7	51	617	463	29	125
1979	768	230	184	6	40	538	392	41	105

<sup>1</sup> Beginning in 1968, defendants who were committed pursuant to 28 U.S.C. 2902(b) of the Narcotic Addict Rehabilitation Act are included in the dismissed column through 1979.

NOTE: The District of Columbia is excluded from the data through 1973. The territorial courts of the Virgin Islands, Canal Zone, and Guam are excluded through 1976.

Table H-7a  
United States District Courts  
Disposition of Defendants Charged with Assault and Homicide  
Showing Types of Sentence  
For the Twelve Month Period Ended June 30, 1961-1979

Year	Total Imprisonment	Type of Sentence									Type of Sentence						
		Regular Sentences to Imprisonment						Other Sentences To Imprisonment			Probation						
		Total Regular <sup>1</sup>	1-12 Months	13-35 Months	36-59 Months	60 Mos. and Over	Average Sentence in Months <sup>2</sup>	Split Sentences <sup>3</sup>	Indeterminate <sup>4</sup>	Y.C.A. or Y.O. <sup>5</sup>	Total	1-12 Months	13-24 Months	25-36 Months	37 Mos. and Over	Average Sentence in Months	Fine and Other <sup>6</sup>
1961	107	-	36	24	26	21	60.9	*	-	-	41	-	-	-	-	-	12
1962	85	-	22	21	21	21	40.9	*	-	-	31	-	-	-	-	-	11
1963	100	-	22	18	21	34	68.2	5	-	-	70	-	-	-	-	-	12
1964	122	-	39	35	19	21	48.7	8	-	-	99	-	-	-	-	-	12
1965	135	-	27	19	34	43	62.9	12	-	-	69	-	-	-	-	-	8
1966	152	-	44	30	42	28	42.6	8	-	-	96	-	-	-	-	-	6
1967	146	-	35	21	44	29	59.5	17	-	-	92	-	-	-	-	-	11
1968	159	-	29	28	48	46	76.5	8	-	-	97	-	-	-	-	-	12
1969	209	-	50	26	48	75	77.7	10	-	-	119	-	-	-	-	-	26
1970	229	-	43	47	67	46	54.6	26	-	-	144	-	-	-	-	-	17
1971	216	-	47	35	53	52	54.6	29	-	-	120	-	-	-	-	-	28
1972	256	-	59	34	72	76	57.2	15	-	-	142	-	-	-	-	-	41
1973	282	-	59	37	89	81	62.0	36	-	-	202	-	-	-	-	-	32
1974	337	-	72	53	68	107	75.2	37	-	-	216	-	-	-	-	-	26
1975	297	-	69	36	82	94	70.1	16	-	-	276	-	-	-	-	-	32
1976	372	-	98	54	87	116	60.6	17	-	-	321	-	-	-	-	-	39
1977	387	-	84	47	81	120	75.8	55	-	-	245	-	-	-	-	-	33
1978	353	247	65	33	50	99	69.1	51	24	31	230	66	53	73	38	27.9	34
1979	314	223	52	42	60	69	74.3	55	17	19	169	44	50	51	24	27.9	55

<sup>1</sup> Includes sentences of more than six months which are to be followed by a term of probation (mixed sentences).

<sup>2</sup> Excludes split sentences, Indeterminate sentences, Youth Corrections Act/offender sentences, and life sentences beginning in 1978.

<sup>3</sup> A split sentence is a sentence on a one count indictment of six months or less in a jail type institution followed by a term of probation, 18 U.S.C. 3651. Included in these figures are mixed sentences involving confinement for six months or less on one count, to be followed by a term of probation on one or more other counts.

<sup>4</sup> Title 18 U.S.C. 4205 B (1) and (2). Included in Total Imprisonment prior to 1978.

<sup>5</sup> Title 18 U.S.C. 5010 (B)(C). Included in Total Imprisonment prior to 1978.

<sup>6</sup> Includes deportation, suspended sentences, imprisonment for four days or less or for time already served, remitted and suspended fines.

\* Split sentences are included in prison terms "1 - 12 months."

NOTE: The District of Columbia is excluded from the data through 1973. The territorial courts of the Virgin Islands, Canal Zone, and Guam are excluded through 1976.

Table H-8  
United States District Courts  
Disposition of Defendants Charged with Homicide  
Showing Convicted and Not Convicted  
For the Twelve Month Period Ended June 30, 1961-1979

Year	Total defendants	Not Convicted				Convicted and Sentenced			
		Total	Dis- missed <sup>1</sup>	Acquitted by		Total	Plea of guilty or nolo contendere	Convicted by	
				Court	Jury			Court	Jury
1961	51	22	9	1	12	29	21	1	7
1962	32	7	6	-	1	25	19	-	6
1963	44	14	7	3	4	30	21	4	5
1964	43	11	5	1	5	32	22	2	8
1965	53	14	10	1	3	39	29	4	6
1966	54	23	15	2	6	31	16	3	12
1967	53	17	11	1	5	36	22	-	14
1968	65	29	13	2	14	36	25	2	9
1969	57	19	14	3	2	38	30	-	8
1970	67	21	9	-	12	46	33	3	10
1971	93	41	26	5	10	52	36	3	13
1972	85	26	12	4	10	59	40	2	17
1973	104	24	17	1	6	80	60	1	19
1974	138	32	18	5	9	106	74	7	25
1975	138	45	36	-	9	93	62	3	28
1976	161	53	38	2	13	108	68	3	37
1977	153	36	20	1	15	117	69	4	44
1978	159	41	23	-	18	118	69	8	41
1979	150	31	22	1	8	119	82	4	33

<sup>1</sup> Beginning in 1968, defendants who were committed pursuant to 28 U.S.C. 2902(b) of the Narcotic Addict Rehabilitation Act are included in the dismissed column through 1979.

NOTE: The District of Columbia is excluded from the data through 1973. The territorial court of the Virgin Islands, Canal Zone, and Guam are excluded through 1976.

Table H-8a  
United States District Courts  
Disposition of Defendants Charged with Homicide  
Showing Type of Sentence  
For the Twelve Month Period Ended June 30, 1961-1979

Year	Total Imprisonment	Type of Sentence									Type of Sentence						
		Regular Sentences to Imprisonment						Other Sentences To Imprisonment			Probation						
		Total Regular <sup>1</sup>	1-12 Months	13-35 Months	36-59 Months	60 Mos. and Over	Average Sentence in Months <sup>2</sup>	Split Sentences <sup>3</sup>	Indeterminate <sup>4</sup>	Y.C.A. or Y.O. <sup>5</sup>	Total	1-12 Months	13-24 Months	25-36 Months	37 Mos. and Over	Average Sentence in Months	Fine and Other <sup>6</sup>
1961	24	-	3	6	5	10	+	*	-	-	5	-	-	-	-	-	-
1962	22	-	3	4	4	11	+	*	-	-	3	-	-	-	-	-	-
1963	20	-	2	3	3	12	+	-	-	-	10	-	-	-	-	-	-
1964	20	-	2	3	3	12	+	-	-	-	9	-	-	-	-	-	3
1965	29	-	3	2	6	16	130.3	2	-	-	10	-	-	-	-	-	-
1966	28	-	2	6	4	16	96.9	-	-	-	3	-	-	-	-	-	-
1967	29	-	-	2	6	15	182.8	6	-	-	7	-	-	-	-	-	-
1968	32	-	1	3	5	23	210.8	-	-	-	4	-	-	-	-	-	-
1969	30	-	1	1	4	22	272.2	2	-	-	8	-	-	-	-	-	-
1970	37	-	-	4	13	18	164.9	2	-	-	9	-	-	-	-	-	-
1971	40	-	1	5	6	25	145.7	3	-	-	12	-	-	-	-	-	-
1972	49	-	-	5	15	29	121.6	-	-	-	10	-	-	-	-	-	-
1973	59	-	1	4	12	39	164.0	3	-	-	20	-	-	-	-	-	1
1974	89	-	1	15	18	52	179.8	3	-	-	17	-	-	-	-	-	-
1975	66	-	-	3	13	48	160.6	2	-	-	27	-	-	-	-	-	-
1976	84	-	4	6	16	57	125.1	1	-	-	24	-	-	-	-	-	-
1977	99	-	4	8	24	57	191.4	6	-	-	18	-	-	-	-	-	-
1978	87	64	4	5	9	46	132.9	6	8	9	18	-	2	10	6	-	13
1979	85	65	3	5	15	42	167.1	7	6	7	15	2	1	9	3	35.6	19

<sup>1</sup> Includes sentences of more than six months which are to be followed by a term of probation (mixed sentences).

<sup>2</sup> Excludes split sentences, Indeterminate sentences, Youth Corrections Act/offender sentences, and life sentences beginning in 1978.

<sup>3</sup> A split sentence is a sentence on a one count indictment of six months or less in a jail type institution followed by a term of probation, 18 U.S.C. 3651. Included in these figures are mixed sentences involving confinement for six months or less on one count, to be followed by a term of probation on one or more other counts.

<sup>4</sup> Title 18 U.S.C. 4205 B (1) and (2). Included in Total Imprisonment prior to 1978.

<sup>5</sup> Title 18 U.S.C. 5010 (B)(C). Included in Total Imprisonment prior to 1978.

<sup>6</sup> Includes deportation, suspended sentences, imprisonment for four days or less or for time already served, remitted and suspended fines.

\* Split sentences are included in prison term "1 - 12 months."

NOTE: The District of Columbia is excluded from the data through 1973. The territorial courts of the Virgin Islands, Canal Zone, and Guam are excluded through 1976.

+ Average not computed where number of defendants sentenced to prison was less than 25.

Table H-9  
United States District Courts  
Disposition of Defendants Charged with Marihuana Violations  
Showing Convicted and Not Convicted  
For the Twelve Month Period Ended June 30, 1960-1979

Year	Total defendants	Not Convicted				Convicted and Sentenced			
		Total	Dis- missed <sup>1</sup>	Acquitted by		Total	Plea of guilty or nolo contendere	Convicted by	
				Court	Jury			Court	Jury
1960	566	108	75	10	23	458	342	30	86
1961	453	96	70	7	19	357	273	15	69
1962	462	83	62	6	15	379	279	38	62
1963	490	66	51	8	7	424	340	19	65
1964	415	62	47	9	6	353	279	23	51
1965	523	53	37	8	8	470	386	12	72
1966	746	96	75	11	10	650	557	13	80
1967	961	189	158	17	14	772	666	31	75
1968	1,433	297	236	27	34	1,136	942	53	141
1969	2,189	517	438	32	47	1,672	1,463	58	151
1970	2,082	551	491	29	31	1,531	1,359	35	137
1971	3,323	1,322	1,258	18	46	2,001	1,822	43	136
1972	3,410	750	666	24	60	2,660	2,370	91	199
1973	4,340	841	747	34	60	3,499	3,014	196	289
1974	4,084	987	897	25	65	3,097	2,607	212	278
1975	3,852	1,008	925	19	64	2,844	2,345	216	283
1976	3,283	843	743	28	72	2,440	1,904	228	308
1977	2,767	628	544	18	66	2,139	1,705	151	283
1978	1,902	562	504	7	51	1,340	1,061	97	182
1979	1,934	540	453	20	67	1,394	1,000	81	313

<sup>1</sup> Beginning in 1968, defendants who were committed pursuant to 28 U.S.C. 2902(b) of the Narcotic Rehabilitation Act are included in the dismissed column through 1979.

NOTE: The District of Columbia is excluded from the data through 1973. The territorial courts of the Virgin Islands, Canal Zone, and Guam are excluded through 1976.

Table H-9a  
United States District Courts  
Disposition of Defendants Charged with Marihuana Violations  
Showing Type of Sentence  
For the Twelve Month Period Ended June 30, 1960-1979

Year	Total Imprisonment	Type of Sentence									Type of Sentence						
		Regular Sentences to Imprisonment						Other Sentences To Imprisonment			Probation						
		Total Regular <sup>1</sup>	1-12 Months	13-35 Months	36-59 Months	60 Mos. and Over	Average Sentence in Months <sup>2</sup>	Split Sentences <sup>3</sup>	Indeterminate <sup>4</sup>	Y.C.A. or Y.O. <sup>5</sup>	Total	1-12 Months	13-24 Months	25-36 Months	37 Mos. and Over	Average Sentence in Months	Fine and Other <sup>6</sup>
1960	325	-	8	40	53	224	64.5	*	-	-	133	-	-	-	-	-	-
1961	252	-	6	24	38	184	70.8	*	-	-	104	-	-	-	-	-	1
1962	269	-	7	44	38	180	64.9	*	-	-	106	-	-	-	-	-	4
1963	253	-	17	40	50	151	61.3	*	-	-	159	-	-	-	-	-	7
1964	205	-	1	23	45	130	57.9	6	-	-	139	-	-	-	-	-	9
1965	274	-	9	32	57	166	58.2	10	-	-	192	-	-	-	-	-	4
1966	335	-	13	35	91	164	53.7	32	-	-	311	-	-	-	-	-	4
1967	370	-	2	42	112	165	51.0	49	-	-	382	-	-	-	-	-	10
1968	564	-	11	59	175	262	51.2	57	-	-	560	-	-	-	-	-	12
1969	750	-	20	82	282	308	52.6	58	-	-	911	-	-	-	-	-	11
1970	571	-	31	96	180	214	46.7	50	-	-	946	-	-	-	-	-	14
1971	947	-	25	179	301	258	39.9	184	-	-	1,001	-	-	-	-	-	53
1972	1,331	-	236	190	382	236	31.2	287	-	-	1,227	-	-	-	-	-	102
1973	1,998	-	461	353	528	315	28.7	341	-	-	1,399	-	-	-	-	-	102
1974	1,756	-	527	324	406	243	27.7	256	-	-	1,285	-	-	-	-	-	56
1975	1,536	-	572	247	382	200	27.6	135	-	-	1,278	-	-	-	-	-	30
1976	1,326	-	397	270	371	189	30.2	99	-	-	1,064	-	-	-	-	-	50
1977	1,286	-	466	289	313	197	32.4	21	-	-	799	-	-	-	-	-	54
1978	854	783	241	158	245	139	33.8	39	21	11	443	106	43	132	162	36.8	43
1979	897	695	104	206	224	161	39.1	138	23	41	466	111	63	145	147	35.5	31

<sup>1</sup> Includes sentences of more than six months which are to be followed by a term of probation (mixed sentences).

<sup>2</sup> Excludes split sentences, indeterminate sentences, Youth Corrections Act/offender sentences, and life sentences beginning in 1978.

<sup>3</sup> A split sentence is a sentence on a one count indictment of six months or less in a jail type institution followed by a term of probation, 18 U.S.C. 3651. Included in these figures are mixed sentences involving confinement for six months or less on one count, to be followed by a term of probation on one or more other counts.

<sup>4</sup> Title 18 U.S.C. 4205 B (1) and (2). Included in Total Imprisonment prior to 1978.

<sup>5</sup> Title 18 U.S.C. 5010 (B)(C). Included in Total Imprisonment prior to 1978.

<sup>6</sup> Includes deportation, suspended sentences, imprisonment for four days or less or for time already served, remitted and suspended fines.

\* Split sentences are included in prison terms "1 - 12 months."

NOTE: The District of Columbia is excluded from the data through 1973. The territorial courts of the Virgin Islands, Canal Zone, and Guam are excluded through 1976.



Table H-10  
United States District Courts  
Disposition of Defendants Charged with Violation  
Of the Selective Service Act  
Showing Convicted and Not Convicted  
For the Twelve Month Period Ended June 30, 1945-1979

Year	Total defendants	Not Convicted				Convicted and Sentenced			
		Total	Dis- missed <sup>1</sup>	Acquitted by		Total	Plea of guilty or nolo contendere	Convicted by	
				Court	Jury			Court	Jury
1945	4,287	1,449	1,399	25	25	2,838	1,823	319	696
1946	2,651	999	953	26	20	1,652	1,130	222	300
1947	2,074	937	908	18	11	1,137	898	178	61
1948	833	529	511	7	11	304	264	11	29
1949	506	214	202	3	9	292	263	20	9
1950	449	274	272	1	1	175	156	6	13
1951	368	212	202	6	4	156	105	24	27
1952	561	248	222	16	10	313	160	97	56
1953	630	285	236	39	10	345	185	129	31
1954	822	398	278	116	4	424	194	185	45
1955	719	430	367	57	6	289	157	106	26
1956	371	185	167	16	2	186	109	67	10
1957	357	95	75	17	3	262	183	70	9
1958	325	96	66	26	4	229	154	66	9
1959	258	56	44	11	1	202	159	39	4
1960	239	73	65	7	1	166	131	31	4
1961	244	45	37	8	-	199	160	33	6
1962	274	49	46	2	1	225	182	31	12
1963	338	73	66	7	-	265	212	46	7
1964	276	70	63	6	1	206	161	32	13
1965	341	99	88	8	3	242	197	28	17
1966	516	145	132	11	2	371	265	74	32
1967	996	248	224	22	2	748	538	141	69
1968	1,192	408	353	49	6	784	520	196	68
1969	1,744	844	747	88	9	900	511	252	137
1970	2,833	1,806	1,570	222	14	1,027	570	321	136
1971	2,973	1,937	1,701	217	19	1,036	590	350	96
1972	4,906	3,264	2,937	294	33	1,642	934	578	130
1973	3,495	2,518	2,338	137	43	977	631	253	93
1974	2,094	1,295	1,196	73	26	799	643	114	42
1975	1,376	1,147	1,133	10	4	229	171	38	20
1976	696	573	562	4	7	123	105	13	5
1977	2,175	2,146	2,142	2	2	29	22	5	2
1978	37	37	37	-	-	-	-	-	-
1979	15	13	13	-	-	2	2	-	-

<sup>1</sup> Beginning in 1968, defendants who were committed pursuant to 28 U.S.C. 2902(b) of the Narcotic Addict Rehabilitation Act are included in the dismissed column through 1979.

NOTE: The District of Columbia is excluded from the data through 1973. The territorial courts of the Virgin Islands, Canal Zone, and Guam are excluded through 1976.

Table H-10a  
United States District Courts  
Disposition of Defendants Charged with Violation  
Of The Selective Service Act  
Showing Type of Sentence  
For the Twelve Month Period Ended June 30, 1945-1979

Year	Total Imprisonment	Type of Sentence									Type of Sentence						
		Regular Sentences to Imprisonment						Other Sentences To Imprisonment			Probation						
		Total Regular <sup>1</sup>	1-12 Months	13-35 Months	36-59 Months	60 Mos. and Over	Average Sentence in Months <sup>2</sup>	Split Sentences <sup>3</sup>	Indeterminate <sup>4</sup>	Y.C.A. or Y.O. <sup>5</sup>	Total	1-12 Months	13-24 Months	25-36 Months	37 Mos. and Over	Average Sentence in Months	Fine and Other <sup>6</sup>
1945	2,368	-	438	775	744	411	31.9	-	-	-	453	-	-	-	-	-	17
1946	1,339	-	547	501	244	47	20.6	-	-	-	301	-	-	-	-	-	12
1947	775	-	394	317	61	3	14.3	-	-	-	245	-	-	-	-	-	117
1948	212	-	133	69	9	1	14.1	-	-	-	84	-	-	-	-	-	8
1949	213	-	134	62	17	-	14.6	-	-	-	73	-	-	-	-	-	6
1950	109	-	78	24	6	1	13.4	-	-	-	65	-	-	-	-	-	1
1951	123	-	35	37	29	22	29.6	-	-	-	32	-	-	-	-	-	1
1952	272	-	58	77	97	40	30.5	-	-	-	39	-	-	-	-	-	2
1953	280	-	61	101	84	34	29.3	-	-	-	64	-	-	-	-	-	1
1954	356	-	78	137	126	15	26.4	-	-	-	64	-	-	-	-	-	4
1955	217	-	54	105	47	11	24.8	-	-	-	70	-	-	-	-	-	2
1956	123	-	35	50	35	3	24.0	-	-	-	61	-	-	-	-	-	2
1957	194	-	60	85	41	8	23.7	-	-	-	68	-	-	-	-	-	-
1958	190	-	66	81	42	1	21.6	-	-	-	36	-	-	-	-	-	3
1959	152	-	46	63	39	4	23.2	-	-	-	49	-	-	-	-	-	1
1960	126	-	47	43	28	3	21.5	-	-	-	37	-	-	-	-	-	3
1961	141	-	45	59	35	2	22.6	-	-	-	57	-	-	-	-	-	1
1962	164	-	58	75	28	3	21.6	-	-	-	60	-	-	-	-	-	1
1963	189	-	79	65	36	9	21.5	-	-	-	74	-	-	-	-	-	2
1964	146	-	46	77	22	1	20.8	-	-	-	59	-	-	-	-	-	1
1965	189	-	64	90	30	5	21.0	-	-	-	52	-	-	-	-	-	1
1966	301	-	61	128	95	17	26.4	-	-	-	64	-	-	-	-	-	6
1967	666	-	47	270	291	58	32.1	-	-	-	78	-	-	-	-	-	4
1968	580	-	44	131	301	104	37.3	-	-	-	202	-	-	-	-	-	2
1969	544	-	40	155	261	88	36.3	-	-	-	350	-	-	-	-	-	6
1970	450	-	53	144	208	45	33.3	-	-	-	572	-	-	-	-	-	5
1971	377	-	79	140	129	29	29.1	-	-	-	650	-	-	-	-	-	9
1972	458	-	199	120	123	16	22.0	-	-	-	1,178	-	-	-	-	-	6
1973	260	-	146	66	41	7	17.5	-	-	-	707	-	-	-	-	-	10
1974	155	-	107	21	27	-	14.5	-	-	-	637	-	-	-	-	-	7
1975	20	-	14	4	2	-	+	-	-	-	203	-	-	-	-	-	6
1976	12	-	5	2	4	1	+	-	-	-	108	-	-	-	-	-	3
1977	4	-	2	1	1	-	+	-	-	-	22	-	-	-	-	-	3
1978	-	-	-	-	-	-	+	-	-	-	-	-	-	-	-	-	-
1979	-	-	-	-	-	-	+	-	-	-	1	-	-	-	-	24.0	1

<sup>1</sup> Includes sentences of more than six months which are to be followed by a term of probation (mixed sentences).

<sup>2</sup> Excludes split sentences, indeterminate sentences, Youth Corrections Act/offender sentences, and life sentences beginning in 1978.

<sup>3</sup> A split sentence is a sentence on a one count indictment of six months or less in a jail type institution followed by a term of probation, 18 U.S.C. 3651. Included in these figures are mixed sentences involving confinement for six months or less on one count, to be followed by a term of probation on one or more other counts.

<sup>4</sup> Title 18 U.S.C. 4205 B (1) and (2). Included in Total Imprisonment prior to 1978.

<sup>5</sup> Title 18 U.S.C. 5010 (B)(C). Included in Total Imprisonment prior to 1978.

<sup>6</sup> Includes deportation, suspended sentences, imprisonment for four days or less or for time already served, remitted and suspended fines.

\* Split sentences are included in prison terms "1 - 12 months."

NOTE: The District of Columbia is excluded from the data through 1973. The territorial courts of the Virgin Islands, Canal Zone, and Guam are excluded through 1976.

+ Average not computed where number of defendants sentenced to prison was less than 25.

**Table H-11**  
**United States District Courts**  
**Disposition of Defendants Charged with Auto theft**  
**Showing Convicted and Not Convicted**  
**For the Twelve Month Period Ended June 30, 1961-1979**

Year	Total defendants	Not Convicted				Convicted and Sentenced			
		Total	Dis-missed <sup>1</sup>	Acquitted by		Total	Plea of guilty or nolo contendere	Convicted by	
				Court	Jury			Court	Jury
1961	4,779	346	246	25	75	4,433	4,176	56	201
1962	5,293	463	363	37	63	4,830	3,832	815	183
1963	5,497	446	343	34	69	5,051	4,080	794	177
1964	5,456	390	293	33	64	5,066	4,757	97	212
1965	5,488	447	326	41	80	5,041	4,680	133	228
1966	5,381	538	412	42	84	4,843	4,352	168	323
1967	5,144	621	483	45	93	4,523	4,061	158	304
1968	5,075	673	548	42	83	4,402	3,913	164	325
1969	4,420	629	513	43	73	3,791	3,362	110	319
1970	4,307	765	633	43	89	3,542	3,108	119	315
1971	3,070	652	534	25	93	2,418	2,055	67	296
1972	2,728	504	395	24	85	2,224	1,858	71	295
1973	2,407	424	346	16	62	1,983	1,650	58	275
1974	2,230	428	338	24	66	1,802	1,573	27	202
1975	1,861	331	277	11	43	1,530	1,308	36	186
1976	1,802	311	264	11	36	1,491	1,273	25	193
1977	1,599	228	194	1	33	1,371	1,183	21	167
1978	1,196	210	167	5	38	986	871	11	104
1979	741	126	89	3	34	615	514	9	92

<sup>1</sup> Beginning in 1968, defendants who were committed pursuant to 28 U.S.C. 2902(b) of the Narcotic Rehabilitation Act are included in the dismissed column through 1979.

NOTE: The District of Columbia is excluded from the data through 1973. The territorial courts of the Virgin Islands, Canal Zone, and Guam are excluded through 1976.

Table H-11a  
United States District Courts  
Disposition of Defendants Charged with Auto theft  
Showing Type of Sentence  
For the Twelve Month Period Ended June 30, 1961-1979

Year	Total Imprisonment	Type of Sentence									Type of Sentence						
		Regular Sentences to Imprisonment						Other Sentences To Imprisonment			Probation						
		Total Regular <sup>1</sup>	1-12 Months	13-35 Months	36-59 Months	60 Mos. and Over	Average Sentence in Months <sup>2</sup>	Split Sentences <sup>3</sup>	Indeterminate <sup>4</sup>	Y.C.A. or Y.O. <sup>5</sup>	Total	1-12 Months	13-24 Months	25-36 Months	37 Mos. and Over	Average Sentence in Months	Fine and Other <sup>6</sup>
1961	3,245	-	304	1,169	1,521	251	29.3	*	-	-	1,122	-	-	-	-	-	66
1962	3,432	-	323	1,145	1,728	236	34.3	*	-	-	1,344	-	-	-	-	-	54
1963	3,435	-	230	1,178	1,629	283	34.1	115	-	-	1,565	-	-	-	-	-	51
1964	3,474	-	265	1,187	1,634	263	33.3	125	-	-	1,571	-	-	-	-	-	21
1965	3,428	-	370	987	1,693	237	33.6	141	-	-	1,591	-	-	-	-	-	22
1966	3,309	-	306	950	1,651	258	34.4	144	-	-	1,499	-	-	-	-	-	35
1967	3,077	-	241	807	1,631	272	35.6	126	-	-	1,430	-	-	-	-	-	16
1968	3,004	-	215	755	1,569	327	36.2	138	-	-	1,373	-	-	-	-	-	25
1969	2,508	-	175	600	1,294	304	36.4	135	-	-	1,243	-	-	-	-	-	40
1970	2,316	-	162	574	1,159	268	35.5	153	-	-	1,188	-	-	-	-	-	38
1971	1,715	-	132	422	792	268	36.7	101	-	-	693	-	-	-	-	-	10
1972	1,534	-	112	385	683	227	35.3	127	-	-	678	-	-	-	-	-	12
1973	1,389	-	91	293	626	257	37.3	122	-	-	577	-	-	-	-	-	17
1974	1,239	-	96	267	559	195	36.1	122	-	-	551	-	-	-	-	-	12
1975	1,041	-	75	203	495	195	37.9	73	-	-	483	-	-	-	-	-	6
1976	1,086	-	92	218	504	218	38.8	54	-	-	396	-	-	-	-	-	9
1977	1,004	-	85	217	409	182	36.2	111	-	-	357	-	-	-	-	-	10
1978	694	492	52	119	205	116	41.9	82	59	61	277	21	77	97	82	37.0	15
1979	451	352	24	102	148	78	44.0	45	34	20	159	9	35	69	46	37.9	5

<sup>1</sup> Includes sentences of more than six months which are to be followed by a term of probation (mixed sentences).

<sup>2</sup> Excludes split sentences, indeterminate sentences, Youth Corrections Act/offender sentences, and life sentences beginning in 1978.

<sup>3</sup> A split sentence is a sentence on a one count indictment of six months or less in a jail type institution followed by a term of probation, 18 U.S.C. 3651. Included in these figures are mixed sentences involving confinement for six months or less on one count, to be followed by a term of probation on one or more other counts.

<sup>4</sup> Title 18 U.S.C. 4205 B (1) and (2). Included in Total Imprisonment prior to 1978.

<sup>5</sup> Title 18 U.S.C. 5010 (B)(C). Included in Total Imprisonment prior to 1978.

<sup>6</sup> Includes deportation, suspended sentences, imprisonment for four days or less or for time already served, remitted and suspended fines.

\* Split sentences are included in prison terms "1 - 12 months."

NOTE: The District of Columbia is excluded from the data through 1973. The territorial courts of the Virgin Islands, Canal Zone, and Guam are excluded through 1976.

Table H-12  
United States District Courts  
Disposition of Defendants Charged with Violation  
Of The Narcotic Drug Laws  
Showing Convicted and Not Convicted  
For the Twelve Month Period Ended June 30, 1945-1979

Year	Total defendants	Not Convicted				Convicted and Sentenced			
		Total	Dis- missed <sup>1</sup>	Acquitted by		Total	Plea of guilty or nolo contendere	Convicted by	
				Court	Jury			Court	Jury
1945	1,413	228	197	5	26	1,185	1,062	35	88
1946	1,687	349	305	13	31	1,338	1,218	37	83
1947	1,880	210	153	17	40	1,670	1,517	57	96
1948	1,790	308	237	14	57	1,482	1,324	48	110
1949	1,806	208	148	14	46	1,598	1,404	59	135
1950	2,400	264	184	28	52	2,136	1,907	61	168
1951	2,332	304	234	25	45	2,028	1,745	105	178
1952	2,121	252	184	29	39	1,869	1,523	109	237
1953	2,336	333	237	30	66	2,003	1,589	121	293
1954	2,220	310	239	28	43	1,910	1,491	107	312
1955	2,166	363	279	32	52	1,803	1,386	95	322
1956	1,835	314	221	36	57	1,521	1,168	93	260
1957	1,910	256	184	28	44	1,654	1,264	91	299
1958	1,942	301	217	25	59	1,641	1,138	129	374
1959	1,742	364	267	40	57	1,378	1,005	112	261
1960	1,846	340	263	38	39	1,506	1,155	93	258
1961	1,828	313	248	20	45	1,515	1,171	74	270
1962	1,643	240	175	29	36	1,403	1,022	113	268
1963	1,689	283	222	34	27	1,406	1,040	112	254
1964	1,679	271	205	32	34	1,408	1,039	112	257
1965	2,078	323	257	41	25	1,755	1,384	132	239
1966	2,223	349	280	36	33	1,874	1,469	119	286
1967	2,250	428	363	34	31	1,822	1,424	119	279
1968	2,692	563	466	49	48	2,129	1,664	138	327
1969	3,545	836	716	50	70	2,709	2,239	123	347
1970	3,420	959	886	48	45	2,461	2,030	97	334
1971	5,366	2,204	2,080	43	81	3,162	2,682	94	386
1972	6,848	1,600	1,396	52	152	5,248	4,391	228	629
1973	9,983	2,169	1,905	83	181	7,814	6,297	393	1,124
1974	10,989	2,744	2,430	80	234	8,245	6,666	437	1,142
1975	10,901	2,750	2,454	62	234	8,151	6,531	393	1,227
1976	10,762	2,721	2,404	73	244	8,041	6,324	446	1,271
1977	9,741	2,106	1,754	53	299	7,635	5,970	387	1,278
1978	7,860	2,043	1,729	37	277	5,817	4,440	290	1,087
1979	6,609	1,542	1,297	34	211	5,067	3,662	240	1,165

<sup>1</sup> Beginning in 1968, defendants who were committed pursuant to 28 U.S.C. 2902(b) of the Narcotic Addict Rehabilitation Act are included in the dismissed column through 1979.

NOTE: The District of Columbia is excluded from the data through 1973. The territorial courts of the Virgin Islands, Canal Zone, and Guam are excluded through 1976.

Table H-12a  
United States District Courts  
Disposition of Defendants Charged with Violation  
Of The Narcotic Drug Laws  
Showing Type of Sentence  
For the Twelve Month Period Ended June 30, 1945 - 1979

Year	Total Imprisonment	Type of Sentence								Type of Sentence							
		Regular Sentences to Imprisonment						Other Sentences To Imprisonment		Probation							
		Total Regular <sup>1</sup>	1-12 Months	13-35 Months	36-59 Months	60 Mos. and Over	Average Sentence in Months <sup>2</sup>	Split Sentences <sup>3</sup>	Indeterminate <sup>4</sup>	Y.C.A. or Y.O. <sup>5</sup>	Total	1-12 Months	13-24 Months	25-35 Months	37 Mos. and Over	Average Sentence in Months	Fine and Other <sup>6</sup>
1945	861	-	308	360	140	53	22.2	-	-	-	287	-	-	-	-	-	37
1946	949	-	430	377	108	34	18.7	-	-	-	369	-	-	-	-	-	20
1947	1,128	-	471	452	161	44	19.7	-	-	-	504	-	-	-	-	-	38
1948	1,048	-	488	408	122	30	18.6	-	-	-	411	-	-	-	-	-	23
1949	1,187	-	541	451	152	43	18.9	-	-	-	398	-	-	-	-	-	13
1950	1,654	-	595	736	218	105	21.9	-	-	-	471	-	-	-	-	-	11
1951	1,659	-	473	671	398	187	27.1	-	-	-	345	-	-	-	-	-	24
1952	1,551	-	221	652	402	276	35.2	-	-	-	312	-	-	-	-	-	6
1953	1,586	-	108	789	358	331	38.4	-	-	-	403	-	-	-	-	-	14
1954	1,483	-	72	681	360	370	41.3	-	-	-	411	-	-	-	-	-	16
1955	1,457	-	47	648	360	402	43.5	-	-	-	329	-	-	-	-	-	17
1956	1,258	-	511	341	376	376	45.8	-	-	-	250	-	-	-	-	-	13
1957	1,432	-	16	326	248	842	66.0	-	-	-	220	-	-	-	-	-	2
1958	1,351	-	25	167	141	1,018	69.4	-	-	-	282	-	-	-	-	-	8
1959	1,151	-	43	126	95	887	74.2	-	-	-	224	-	-	-	-	-	3
1960	1,232	-	33	145	148	906	72.8	-	-	-	271	-	-	-	-	-	3
1961	1,258	-	42	126	105	985	74.0	-	-	-	252	-	-	-	-	-	5
1962	1,173	-	38	129	106	900	70.5	-	-	-	217	-	-	-	-	-	13
1963	1,085	-	39	144	113	789	70.1	-	-	-	304	-	-	-	-	-	17
1964	1,076	-	28	142	157	749	63.7	-	-	-	309	-	-	-	-	-	23
1965	1,257	-	53	186	197	821	60.3	-	-	-	480	-	-	-	-	-	18
1966	1,272	-	85	154	276	757	61.3	-	-	-	589	-	-	-	-	-	13
1967	1,180	-	83	139	245	713	62.0	-	-	-	820	-	-	-	-	-	22
1968	1,368	-	93	141	283	841	64.4	-	-	-	738	-	-	-	-	-	33
1969	1,581	-	110	179	500	892	63.7	-	-	-	1,110	-	-	-	-	-	18
1970	1,283	-	101	166	276	740	64.8	-	-	-	1,156	-	-	-	-	-	22
1971	1,834	-	249	300	428	857	58.5	-	-	-	1,258	-	-	-	-	-	70
1972	3,050	-	882	396	789	983	48.4	-	-	-	2,068	-	-	-	-	-	130
1973	5,097	-	1,445	744	1,343	1,585	45.5	-	-	-	2,591	-	-	-	-	-	126
1974	5,125	-	1,547	792	1,399	1,396	43.7	-	-	-	3,039	-	-	-	-	-	81
1975	4,887	-	1,366	706	1,441	1,374	45.3	-	-	-	3,209	-	-	-	-	-	55
1976	5,039	-	1,221	790	1,544	1,484	47.8	-	-	-	2,927	-	-	-	-	-	75
1977	5,223	-	1,505	858	1,366	1,466	47.3	-	-	-	2,324	-	-	-	-	-	88
1978	4,119	3,605	855	623	956	1,141	51.3	169	275	70	1,630	248	231	551	600	38.6	68
1979	3,841	2,820	369	614	868	959	50.8	454	190	177	1,379	226	196	480	477	37.8	47

<sup>1</sup> Includes sentences of more than six months which are to be followed by a term of probation (mixed sentences).

<sup>2</sup> Excludes split sentences, indeterminate sentences, Youth Corrections Act/offender sentences, and life sentences beginning in 1978.

<sup>3</sup> A split sentence is a sentence on a one count indictment of six months or less in a jail type institution followed by a term of probation, 18 U.S.C. § 651. Included in these figures are mixed sentences involving confinement for six months or less on one count, to be followed by a term of probation on one or more other counts.

<sup>4</sup> Title 18 U.S.C. 4205 B (1) and (2). Included in Total Imprisonment prior to 1978.

<sup>5</sup> Title 18 U.S.C. 5010 (B)(C). Included in Total Imprisonment prior to 1978.

<sup>6</sup> Includes deportation, suspended sentences, imprisonment for four days or less or for time already served, remitted and suspended fines.

NOTE: The District of Columbia is excluded from the data through 1973. The territorial courts of the Virgin Islands, Canal Zone, and Guam are excluded through 1976.



**Table H-13**  
**United States District Courts**  
**Disposition of Defendants Charged with Robbery**  
**Showing Convicted and Not Convicted**  
**For the Twelve Month Period Ended June 30, 1961-1979**

Year	Total defendants	Not Convicted				Convicted and Sentenced			
		Total	Dis-missed <sup>1</sup>	Acquitted by		Total	Plea of guilty or nolo contendere	Convicted by	
				Court	Jury			Court	Jury
1961	323	43	34	2	7	280	232	5	43
1962	402	50	38	1	11	352	301	13	38
1963	531	75	66	-	9	456	364	26	66
1964	595	71	50	4	17	524	429	8	87
1965	719	57	38	8	11	662	535	12	115
1966	648	71	50	8	13	577	431	24	122
1967	822	119	98	8	13	703	530	18	155
1968	983	121	97	4	20	862	625	36	201
1969	1,129	168	128	8	32	961	690	24	247
1970	1,223	221	177	9	35	1,002	736	35	231
1971	1,864	505	419	13	73	1,359	1,002	40	317
1972	1,844	335	268	7	60	1,509	1,131	30	348
1973	1,781	347	286	9	52	1,434	1,073	32	329
1974	1,966	414	336	8	70	1,552	1,115	50	387
1975	2,365	409	337	12	60	1,956	1,473	51	432
1976	2,695	409	329	18	62	2,286	1,777	42	467
1977	2,340	295	223	2	70	2,045	1,608	24	413
1978	1,814	244	203	6	35	1,570	1,260	37	273
1979	1,431	201	161	5	35	1,230	972	40	218

<sup>1</sup> Beginning in 1968, defendants who were committed pursuant to 28 U.S.C. 2902(b) of the Narcotic Rehabilitation Act are included in the dismissed column through 1979.

NOTE: The District of Columbia is excluded from the data through 1973. The territorial courts of the Virgin Islands, Canal Zone, and Guam are excluded through 1976.

Table H-13a  
United States District Courts  
Disposition of Defendants Charged with Robbery  
Showing Type of Sentence  
For the Twelve Month Period Ended June 30, 1961-1979

Year	Total Imprisonment	Type of Sentence								Type of Sentence							
		Regular Sentences to Imprisonment						Other Sentences To Imprisonment			Probation						
		Total Regular <sup>1</sup>	1-12 Months	13-35 Months	36-59 Months	60 Mos. and Over	Average Sentence in Months <sup>2</sup>	Split Sentences <sup>3</sup>	Indeterminate <sup>4</sup>	Y.C.A. or Y.O. <sup>5</sup>	Total	1-12 Months	13-24 Months	25-36 Months	37 Mos. and Over	Average Sentence in Months	Fine and Other <sup>6</sup>
1961	257	-	5	14	25	213	140.2	*	-	-	23	-	-	-	-	-	-
1962	322	-	7	15	32	268	127.2	*	-	-	30	-	-	-	-	-	-
1963	409	-	3	14	57	330	126.4	5	-	-	47	-	-	-	-	-	-
1964	481	-	7	17	63	390	132.6	4	-	-	43	-	-	-	-	-	-
1965	617	-	7	15	70	514	136.8	11	-	-	45	-	-	-	-	-	-
1966	529	-	4	10	66	442	134.0	7	-	-	48	-	-	-	-	-	-
1967	657	-	9	20	65	560	141.9	3	-	-	46	-	-	-	-	-	-
1968	797	-	10	9	90	679	146.9	9	-	-	65	-	-	-	-	-	-
1969	896	-	7	9	113	758	144.1	9	-	-	64	-	-	-	-	-	1
1970	920	-	4	19	132	749	137.3	16	-	-	80	-	-	-	-	-	2
1971	1,249	-	16	24	197	992	133.4	20	-	-	110	-	-	-	-	-	-
1972	1,373	-	8	28	229	1,064	123.0	44	-	-	136	-	-	-	-	-	-
1973	1,307	-	8	38	173	1,048	134.9	40	-	-	126	-	-	-	-	-	1
1974	1,376	-	17	29	229	1,070	126.5	31	-	-	176	-	-	-	-	-	-
1975	1,748	-	15	45	307	1,354	127.1	27	-	-	208	-	-	-	-	-	-
1976	2,031	-	17	57	333	1,587	134.3	37	-	-	254	-	-	-	-	-	1
1977	1,872	-	27	44	274	1,484	132.6	43	-	-	172	-	-	-	-	-	1
1978	1,426	982	15	50	80	837	142.0	57	180	207	140	6	10	45	79	46.8	4
1979	1,133	764	7	24	52	681	147.2	45	176	148	93	9	10	19	55	44.9	4

<sup>1</sup> Includes sentences of more than six months which are to be followed by a term of probation (mixed sentences).

<sup>2</sup> Excludes split sentences, Indeterminate sentences, Youth Corrections Act/offender sentences, and life sentences beginning in 1978.

<sup>3</sup> A split sentence is a sentence on a one count indictment of six months or less in a jail type institution followed by a term of probation, 18 U.S.C. 3651. Included in these figures are mixed sentences involving confinement for six months or less on one count, to be followed by a term of probation on one or more other counts.

<sup>4</sup> Title 18 U.S.C. 4205 B (1) and (2). Included in Total Imprisonment prior to 1978.

<sup>5</sup> Title 18 U.S.C. 5010 (B)(C). Included in Total Imprisonment prior to 1978.

<sup>6</sup> Includes deportation, suspended sentences, imprisonment for four days or less or for time already served, remitted and suspended fines.

\* Split sentences are included in prison terms "1 - 12 months."

NOTE: The District of Columbia is excluded from the data through 1973. The territorial courts of the Virgin Islands, Canal Zone, and Guam are excluded through 1976.

**Table H-14**  
**United States District Courts**  
**Disposition of Defendants Charged with Weapon and Firearm Violations**  
**Showing Convicted and Not Convicted**  
**For the Twelve Month Period Ended June 30, 1961-1979**

Year	Total defendants	Not Convicted				Convicted and Sentenced			
		Total	Dis-missed <sup>1</sup>	Acquitted by		Total	Plea of guilty or nolo contendere	Convicted by	
				Court	Jury			Court	Jury
1961	243	44	36	2	6	199	164	12	23
1962	250	44	34	3	7	206	177	14	15
1963	242	51	42	5	4	191	157	14	20
1964	244	63	49	7	7	181	139	16	26
1965	238	59	50	8	1	179	158	7	14
1966	245	62	48	9	5	183	145	17	21
1967	280	71	63	4	4	209	170	11	28
1968	363	141	120	12	9	222	176	15	31
1969	343	127	108	7	12	216	166	17	33
1970	988	333	252	30	51	655	523	64	68
1971	1,858	591	451	59	81	1,267	953	113	201
1972	2,275	752	590	50	112	1,523	1,172	141	210
1973	2,354	609	480	22	107	1,745	1,376	113	256
1974	2,783	625	506	34	85	2,158	1,775	147	236
1975	3,291	690	561	34	95	2,601	2,127	149	325
1976	3,412	761	619	28	114	2,651	2,168	128	355
1977	3,118	583	463	11	109	2,535	2,130	96	309
1978	3,272	690	558	19	113	2,582	2,183	92	307
1979	2,008	475	385	13	77	1,533	1,255	83	195

<sup>1</sup> Beginning in 1968, defendants who were committed pursuant to 28 U.S.C. 2902(b) of the Narcotic Addict Rehabilitation Act are included in the dismissed column through 1979.

NOTE: The District of Columbia is excluded from the data through 1973. The territorial courts of the Virgin Islands, Canal Zone, and Guam are excluded through 1976.

Table H-14a  
United States District Courts  
Disposition of Defendants Charged with Weapon and Firearm Violations  
Showing Type of Sentence  
For the Twelve Month Period Ended June 30, 1961-1979

Year	Total Imprisonment	Type of Sentence									Type of Sentence						
		Regular Sentences to Imprisonment						Other Sentences To Imprisonment			Probation						
		Total Regular <sup>1</sup>	1-12 Months	13-35 Months	36-59 Months	60 Mos. and Over	Average Sentence in Months <sup>2</sup>	Split Sentences <sup>3</sup>	Indeterminate <sup>4</sup>	Y.C.A. or Y.O. <sup>5</sup>	Total	1-12 Months	13-24 Months	25-36 Months	37 Mos. and Over	Average Sentence in Months	Fine and Other <sup>6</sup>
1961	94	-	32	21	35	6	23.1	*	-	-	84	-	-	-	-	-	21
1962	100	-	36	22	31	11	28.3	*	-	-	90	-	-	-	-	-	16
1963	88	-	25	22	25	16	32.5	*	-	-	91	-	-	-	-	-	12
1964	80	-	34	15	23	8	25.8	*	-	-	93	-	-	-	-	-	8
1965	88	-	25	24	24	8	25.8	7	-	-	81	-	-	-	-	-	10
1966	79	-	18	20	25	5	25.5	11	-	-	88	-	-	-	-	-	16
1967	96	-	13	33	30	12	29.2	8	-	-	93	-	-	-	-	-	20
1968	88	-	16	27	29	10	28.7	6	-	-	118	-	-	-	-	-	16
1969	101	-	16	26	32	17	32.1	10	-	-	107	-	-	-	-	-	8
1970	284	-	71	74	66	33	26.3	40	-	-	341	-	-	-	-	-	30
1971	583	-	139	153	118	93	29.5	80	-	-	627	-	-	-	-	-	57
1972	690	-	154	164	173	109	32.1	90	-	-	773	-	-	-	-	-	60
1973	797	-	133	213	202	121	31.4	128	-	-	872	-	-	-	-	-	76
1974	1,061	-	157	307	265	164	31.4	168	-	-	1,051	-	-	-	-	-	46
1975	1,211	-	194	366	281	199	32.2	171	-	-	1,338	-	-	-	-	-	52
1976	1,272	-	175	398	330	203	31.9	166	-	-	1,318	-	-	-	-	-	61
1977	1,336	-	156	348	302	232	35.6	298	-	-	1,152	-	-	-	-	-	47
1978	1,443	975	181	367	228	201	39.8	303	85	89	1,088	110	293	415	270	35.5	51
1979	836	559	90	212	138	119	38.4	183	54	40	653	57	190	246	160	35.6	44

<sup>1</sup> Includes sentences of more than six months which are to be followed by a term of probation (mixed sentences).

<sup>2</sup> Excludes split sentences, Indeterminate sentences, Youth Corrections Act/offender sentences, and life sentences beginning in 1978.

<sup>3</sup> A split sentence is a sentence on a one count indictment of six months or less in a jail type institution followed by a term of probation, 18 U.S.C. 3651. Included in these figures are mixed sentences involving confinement for six months or less on one count, to be followed by a term of probation on one or more other counts.

<sup>4</sup> Title 18 U.S.C. 4205 B (1) and (2). Included in Total Imprisonment prior to 1978.

<sup>5</sup> Title 18 U.S.C. 5010 (B)(C). Included in Total Imprisonment prior to 1978.

<sup>6</sup> Includes deportation, suspended sentences, imprisonment for four days or less or for time already served, remitted and suspended fines.

\* Split sentences are included in prison terms "1 - 12 months."

NOTE: The District of Columbia is excluded from the data through 1973. The territorial courts of the Virgin Islands, Canal Zone, and Guam are excluded through 1976.

Table H-15  
United States District Courts  
Disposition of Defendants Charged with Federal Gambling Violations (including Lottery)  
Showing Convicted and Not Convicted  
For the Twelve Month Period Ended June 30, 1961-1979

Year	Total defendants	Not Convicted				Convicted and Sentenced			
		Total	Dis- missed <sup>1</sup>	Acquitted by		Total	Plea of guilty or nolo contendere	Convicted by	
				Court	Jury			Court	Jury
1961	33	6	-	1	5	27	25	2	-
1962	50	13	8	5	-	37	25	7	5
1963	100	36	20	12	4	64	41	7	16
1964	126	61	23	32	6	65	48	2	15
1965	150	38	32	1	5	112	69	7	36
1966	171	69	44	8	17	102	47	11	44
1967	156	54	49	3	2	102	57	17	28
1968	102	19	12	4	3	83	48	8	27
1969	46	27	25	1	1	19	17	1	1
1970	63	25	22	3	-	38	33	2	3
1971	115	55	43	10	2	60	44	6	10
1972	495	228	202	8	18	267	190	17	60
1973	1,001	356	268	40	48	645	503	39	103
1974	1,084	336	306	9	21	748	589	90	69
1975	996	463	411	18	34	533	381	38	114
1976	983	264	228	13	23	719	530	52	137
1977	622	221	172	8	41	401	252	42	107
1978	523	108	72	6	30	415	279	18	118
1979	253	77	57	-	20	176	123	15	38

<sup>1</sup> Beginning in 1968, defendants who were committed pursuant to 28 U.S.C. 2902(b) of the Narcotic Addict Rehabilitation Act are included in the dismissed column through 1979.

NOTE: The District of Columbia is excluded from the data through 1973. The territorial courts of the Virgin Islands, Canal Zone, and Guam are excluded through 1976.

Table H-15a  
United States District Courts  
Disposition of Defendants Charged with Federal Gambling Violations (including Lottery)  
Showing Type of Sentence  
For the Twelve Month Period Ended June 30, 1961-1979

Year	Total Imprisonment	Type of Sentence									Type of Sentence						
		Regular Sentences to Imprisonment						Other Sentences To Imprisonment			Probation						
		Total Regular <sup>1</sup>	1-12 Months	13-35 Months	36-59 Months	60 Mos. and Over	Average Sentence in Months <sup>2</sup>	Split Sentences <sup>3</sup>	Indeterminate <sup>4</sup>	Y.C.A. or Y.O. <sup>5</sup>	Total	1-12 Months	13-24 Months	25-36 Months	37 Mos. and Over	Average Sentence in Months	Fine and Other <sup>6</sup>
1961	1	-	-	1	-	-	+	*	-	-	10	-	-	-	-	-	16
1962	11	-	6	3	2	-	+	*	-	-	10	-	-	-	-	-	16
1963	25	-	11	9	3	2	+	*	-	-	20	-	-	-	-	-	19
1964	24	-	17	2	2	3	-	*	-	-	18	-	-	-	-	-	23
1965	40	-	10	8	12	4	23.7	6	-	-	45	-	-	-	-	-	27
1966	48	-	25	5	7	8	24.0	3	-	-	40	-	-	-	-	-	14
1967	46	-	8	14	9	5	25.7	10	-	-	45	-	-	-	-	-	11
1968	30	-	9	4	6	7	28.9	4	-	-	49	-	-	-	-	-	4
1969	3	-	3	-	-	-	+	-	-	-	9	-	-	-	-	-	7
1970	5	-	-	1	2	1	+	1	-	-	27	-	-	-	-	-	6
1971	11	-	3	1	1	1	+	5	-	-	34	-	-	-	-	-	15
1972	80	-	18	6	18	1	14.5	37	-	-	141	-	-	-	-	-	46
1973	162	-	43	28	19	10	21.7	62	-	-	467	-	-	-	-	-	16
1974	141	-	21	19	13	2	11.5	86	-	-	536	-	-	-	-	-	71
1975	143	-	15	23	22	6	16.2	77	-	-	310	-	-	-	-	-	80
1976	160	-	21	33	16	9	15.8	81	-	-	483	-	-	-	-	-	76
1977	175	-	31	23	18	18	19.3	85	-	-	208	-	-	-	-	-	18
1978	188	102	37	37	20	8	23.6	82	4	-	188	22	74	62	30	31.7	39
1979	63	46	24	12	6	4	20.2	17	-	-	104	8	40	33	23	33.9	9

<sup>1</sup> Includes sentences of more than six months which are to be followed by a term of probation (mixed sentences).

<sup>2</sup> Excludes split sentences, indeterminate sentences, Youth Corrections Act/offender sentences, and life sentences beginning in 1978.

<sup>3</sup> A split sentence is a sentence on a one count indictment of six months or less in a jail type institution followed by a term of probation, 18 U.S.C. 3651. Included in these figures are mixed sentences involving confinement for six months or less on one count, to be followed by a term of probation on one or more other counts.

<sup>4</sup> Title 18 U.S.C. 4205 B (1) and (2). Included in Total Imprisonment prior to 1978.

<sup>5</sup> Title 18 U.S.C. 5010 (B)(C). Included in Total Imprisonment prior to 1978.

<sup>6</sup> Includes deportation, suspended sentences, imprisonment for four days or less or for time already served, remitted and suspended fines.

\* Split sentences are included in prison terms "1 - 12 months."

NOTE: The District of Columbia is excluded from the data through 1973. The territorial courts of the Virgin Islands, Canal Zone, and Guam are excluded through 1976.

+ Average not computed where number of defendants sentenced to prison was less than 25.

Appendix Detail Table X-1  
Criminal Defendants Disposed of by Type of Disposition  
1979

TABLE 1  
UNITED STATES DISTRICT COURTS  
CRIMINAL DEFENDANTS DISPOSED OF BY TYPE OF DISPOSITION  
TWELVE MONTH PERIOD ENDED JUNE 30, 1979.

DISTRICT AND OFFENSE	TOTAL DEFEN- DANTS	NOT CONVICTED				CONVICTED AND SENTENCED			
		TOTAL	DIS- MISSED	ACQUITTED BY		TOTAL	PLEA OF GUILTY OR NOLO CON- TENDERE	CONVICTED BY	
				COURT	JURY			COURT	JURY
MAINE									
TOTAL	140	19	17	-	2	121	110	-	11
HOMICIDE	-	-	-	-	-	-	-	-	-
ROBBERY	2	-	-	-	-	2	2	-	-
ASSAULT	3	1	-	-	-	2	2	-	-
BURGLARY	1	1	1	-	1	-	-	-	-
LARCENY AND THEFT	24	3	2	-	1	21	16	-	5
EMBEZZLEMENT	6	-	-	-	-	6	6	-	-
FRAUD	16	2	2	-	-	14	14	-	-
AUTO THEFT	-	-	-	-	-	-	-	-	-
FORGERY, COUNTERFEIT.	10	-	-	-	-	10	10	-	-
SEX OFFENSES	-	-	-	-	-	-	-	-	-
MARIHUANA	48	5	5	-	-	43	40	-	3
NARCOTICS	2	-	-	-	-	2	1	-	1
WEAPONS AND FIREARMS	12	3	3	-	-	9	8	-	1
ESCAPE	1	-	-	-	-	1	1	-	-
OTHER GENERAL OFFENSES	-	-	-	-	-	-	-	-	-
IMMIGRATION LAWS	3	2	2	-	-	1	1	-	-
LIQUOR, INTERNAL REV.	-	-	-	-	-	-	-	-	-
SELECTIVE SERVICE ACT	-	-	-	-	-	-	-	-	-
OTHER SPECIAL OFFENSES (FEDERAL STATUTES)	12	2	2	-	-	10	9	-	1
MASSACHUSETTS									
TOTAL	678	102	73	1	28	576	489	21	66
HOMICIDE	1	-	-	-	-	1	-	-	1
ROBBERY	13	-	-	-	-	13	7	2	4
ASSAULT	1	-	-	-	-	1	1	-	-
BURGLARY	-	-	-	-	-	-	-	-	-
LARCENY AND THEFT	181	37	30	-	7	144	128	8	6
EMBEZZLEMENT	47	6	6	-	-	41	37	1	3
FRAUD	127	7	4	1	2	120	96	3	21
AUTO THEFT	5	-	-	-	-	5	5	-	-
FORGERY, COUNTERFEIT.	45	-	-	-	-	45	39	-	6
SEX OFFENSES	-	-	-	-	-	-	-	-	-
MARIHUANA	19	11	11	-	-	8	8	-	-
NARCOTICS	65	7	3	-	4	58	51	3	4
WEAPONS AND FIREARMS	70	9	7	-	2	61	50	2	9
ESCAPE	5	2	2	-	-	3	3	-	-
OTHER GENERAL OFFENSES	35	14	7	-	7	21	15	-	6
IMMIGRATION LAWS	7	-	-	-	-	7	6	-	1
LIQUOR, INTERNAL REV.	-	-	-	-	-	-	-	-	-
SELECTIVE SERVICE ACT	-	-	-	-	-	-	-	-	-
OTHER SPECIAL OFFENSES (FEDERAL STATUTES)	57	9	3	-	6	48	43	2	3
NEW HAMPSHIRE									
TOTAL	56	5	5	-	-	51	41	1	9
HOMICIDE	-	-	-	-	-	-	-	-	-
ROBBERY	2	-	-	-	-	2	2	-	-
ASSAULT	-	-	-	-	-	-	-	-	-
BURGLARY	-	-	-	-	-	-	-	-	-
LARCENY AND THEFT	13	1	1	-	-	12	8	-	4
EMBEZZLEMENT	2	-	-	-	-	2	2	-	-
FRAUD	18	1	1	-	-	17	13	1	3
AUTO THEFT	-	-	-	-	-	-	-	-	-
FORGERY, COUNTERFEIT.	4	2	2	-	-	2	2	-	-
SEX OFFENSES	-	-	-	-	-	-	-	-	-
MARIHUANA	-	-	-	-	-	-	-	-	-
NARCOTICS	3	-	-	-	-	3	3	-	-
WEAPONS AND FIREARMS	5	-	-	-	-	5	5	-	-
ESCAPE	-	-	-	-	-	-	-	-	-
OTHER GENERAL OFFENSES	-	-	-	-	-	-	-	-	-
IMMIGRATION LAWS	-	-	-	-	-	-	-	-	-
LIQUOR, INTERNAL REV.	-	-	-	-	-	-	-	-	-
SELECTIVE SERVICE ACT	-	-	-	-	-	-	-	-	-
OTHER SPECIAL OFFENSES (FEDERAL STATUTES)	9	1	1	-	-	8	6	-	2



**TABLE 1  
UNITED STATES DISTRICT COURTS  
CRIMINAL DEFENDANTS DISPOSED OF BY TYPE OF DISPOSITION  
TWELVE MONTH PERIOD ENDED JUNE 30, 1979.**

DISTRICT AND OFFENSE	TOTAL DEFEN- DANTS	NOT CONVICTED				CONVICTED AND SENTENCED			
		TOTAL	DIS- MISSED	ACQUITTED BY		TOTAL	PLEA OF GUILTY OR NOLO CON- TENDERE	CONVICTED BY	
				COURT	JURY			COURT	JURY
<b>RHODE ISLAND TOTAL</b>	<b>85</b>	<b>15</b>	<b>10</b>	<b>-</b>		<b>5</b>	<b>70</b>	<b>55</b>	<b>2 13</b>
HOMICIDE	-	-	-	-	-	-	-	-	-
ROBBERY	-	-	-	-	-	-	-	-	-
ASSAULT	1	-	-	-	-	1	-	-	1
BURGLARY	-	-	-	-	-	-	-	-	-
LARCENY AND THEFT	18	-	-	-	-	18	15	-	3
EMBEZZLEMENT	5	-	-	-	-	5	5	-	-
FRAUD	31	8	5	-	3	23	16	2	5
AUTO THEFT	8	1	-	-	1	7	7	-	-
FORGERY, COUNTERFEIT.	10	1	1	-	-	9	7	-	2
SEX OFFENSES	-	-	-	-	-	-	-	-	-
MARIHUANA	-	-	-	-	-	-	-	-	-
NARCOTICS	3	-	-	-	-	3	2	-	1
WEAPONS AND FIREARMS	4	1	1	-	-	3	3	-	-
ESCAPE	-	-	-	-	-	-	-	-	-
OTHER GENERAL OFFENSES	2	1	1	-	-	1	-	-	1
IMMIGRATION LAWS	-	-	-	-	-	-	-	-	-
LIQUOR, INTERNAL REV.	-	-	-	-	-	-	-	-	-
SELECTIVE SERVICE ACT	-	-	-	-	-	-	-	-	-
OTHER SPECIAL OFFENSES (FEDERAL STATUTES)	3	3	2	-	1	-	-	-	-
<b>PUERTO RICO TOTAL</b>	<b>337</b>	<b>63</b>	<b>49</b>	<b>-</b>		<b>14</b>	<b>274</b>	<b>248</b>	<b>4 22</b>
HOMICIDE	-	-	-	-	-	-	-	-	-
ROBBERY	6	2	2	-	-	4	4	-	-
ASSAULT	7	1	1	-	-	6	6	-	-
BURGLARY	1	-	-	-	-	1	-	-	1
LARCENY AND THEFT	28	6	4	-	2	22	20	-	2
EMBEZZLEMENT	11	1	1	-	-	10	10	-	-
FRAUD	56	9	6	-	3	47	46	-	1
AUTO THEFT	-	-	-	-	-	-	-	-	-
FORGERY, COUNTERFEIT.	17	5	5	-	-	12	11	-	1
SEX OFFENSES	-	-	-	-	-	-	-	-	-
MARIHUANA	9	4	3	-	1	5	-	2	3
NARCOTICS	36	10	10	-	-	26	18	2	6
WEAPONS AND FIREARMS	-	-	-	-	-	-	-	-	-
ESCAPE	-	-	-	-	-	-	-	-	-
OTHER GENERAL OFFENSES	5	2	-	-	2	3	1	-	2
IMMIGRATION LAWS	85	7	7	-	-	78	76	-	-
LIQUOR, INTERNAL REV.	-	-	-	-	-	-	-	-	-
SELECTIVE SERVICE ACT	-	-	-	-	-	-	-	-	-
OTHER SPECIAL OFFENSES (FEDERAL STATUTES)	76	16	10	-	6	60	56	-	4
<b>CONNECTICUT TOTAL</b>	<b>211</b>	<b>21</b>	<b>16</b>	<b>-</b>		<b>5</b>	<b>190</b>	<b>174</b>	<b>- 16</b>
HOMICIDE	-	-	-	-	-	-	-	-	-
ROBBERY	4	-	-	-	-	4	3	-	1
ASSAULT	1	-	-	-	-	1	1	-	-
BURGLARY	-	-	-	-	-	-	-	-	-
LARCENY AND THEFT	33	3	3	-	-	30	28	-	2
EMBEZZLEMENT	27	1	1	-	-	26	24	-	2
FRAUD	27	2	2	-	-	25	22	-	3
AUTO THEFT	1	-	-	-	-	1	1	-	-
FORGERY, COUNTERFEIT.	11	2	2	-	-	9	9	-	-
SEX OFFENSES	-	-	-	-	-	-	-	-	-
MARIHUANA	6	-	-	-	-	6	6	-	-
NARCOTICS	25	-	-	-	-	25	19	-	6
WEAPONS AND FIREARMS	26	6	3	-	3	20	19	-	1
ESCAPE	6	-	-	-	-	6	6	-	-
OTHER GENERAL OFFENSES	26	6	4	-	2	20	19	-	1
IMMIGRATION LAWS	1	-	-	-	-	1	1	-	-
LIQUOR, INTERNAL REV.	2	-	-	-	-	2	2	-	-
SELECTIVE SERVICE ACT	-	-	-	-	-	-	-	-	-
OTHER SPECIAL OFFENSES (FEDERAL STATUTES)	16	1	1	-	-	14	14	-	-

**TABLE 1  
UNITED STATES DISTRICT COURTS  
CRIMINAL DEFENDANTS DISPOSED OF BY TYPE OF DISPOSITION  
TWELVE MONTH PERIOD ENDED JUNE 30, 1979.**

DISTRICT AND OFFENSE	TOTAL DEFEN- DANTS	NOT CONVICTED				CONVICTED AND SENTENCED			
		TOTAL	DIS- MISSED	ACQUITTED BY		TOTAL	PLEA OF GUILTY OR NOLO CON- TENDERE	CONVICTED BY	
				COURT	JURY			COURT	JURY
<b>NEW YORK NORTHERN TOTAL</b>	<b>195</b>	<b>27</b>	<b>22</b>	<b>1</b>		<b>4</b>	<b>168</b>	<b>161</b>	<b>1 6</b>
HOMICIDE	-	-	-	-	-	-	-	-	-
ROBBERY	1	1	1	-	-	-	-	-	-
ASSAULT	1	-	-	-	-	1	1	-	-
BURGLARY	-	-	-	-	-	-	-	-	-
LARCENY AND THEFT	21	2	2	-	-	19	16	-	3
EMBEZZLEMENT	13	-	-	-	-	13	13	-	-
FRAUD	41	9	9	-	-	32	31	-	1
AUTO THEFT	2	-	-	-	-	2	2	-	-
FORGERY, COUNTERFEIT.	11	-	-	-	-	11	10	-	1
SEX OFFENSES	-	-	-	-	-	-	-	-	-
MARIHUANA	7	3	3	-	-	4	4	-	-
NARCOTICS	10	2	1	-	1	8	8	-	-
WEAPONS AND FIREARMS	6	2	1	-	1	4	4	-	-
ESCAPE	-	-	-	-	-	-	-	-	-
OTHER GENERAL OFFENSES	2	1	1	-	-	1	1	-	-
IMMIGRATION LAWS	38	2	1	-	1	36	35	-	1
LIQUOR, INTERNAL REV.	-	-	-	-	-	-	-	-	-
SELECTIVE SERVICE ACT	-	-	-	-	-	-	-	-	-
OTHER SPECIAL OFFENSES (FEDERAL STATUTES)	42	5	3	1	1	37	36	1	-
<b>NEW YORK EASTERN TOTAL</b>	<b>1,094</b>	<b>181</b>	<b>143</b>	<b>2</b>		<b>36</b>	<b>913</b>	<b>762</b>	<b>9 142</b>
HOMICIDE	1	-	-	-	-	1	-	-	1
ROBBERY	65	7	4	-	3	58	47	-	11
ASSAULT	7	2	1	-	1	5	4	-	1
BURGLARY	-	-	-	-	-	-	-	-	-
LARCENY AND THEFT	213	50	44	2	4	163	149	2	12
EMBEZZLEMENT	54	4	3	-	1	50	47	-	3
FRAUD	150	20	15	-	5	130	113	-	17
AUTO THEFT	2	-	-	-	-	2	2	-	-
FORGERY, COUNTERFEIT.	109	11	10	-	1	98	90	1	7
SEX OFFENSES	-	-	-	-	-	-	-	-	-
MARIHUANA	19	2	2	-	-	17	16	-	1
NARCOTICS	259	36	25	-	11	223	148	3	72
WEAPONS AND FIREARMS	49	12	8	-	6	37	31	-	6
ESCAPE	6	1	1	-	-	5	5	-	-
OTHER GENERAL OFFENSES	44	17	14	-	3	27	18	-	9
IMMIGRATION LAWS	10	-	-	-	-	10	8	1	1
LIQUOR, INTERNAL REV.	-	-	-	-	-	-	-	-	-
SELECTIVE SERVICE ACT	3	3	3	-	-	-	-	-	-
OTHER SPECIAL OFFENSES (FEDERAL STATUTES)	107	16	15	-	1	87	84	2	1
<b>NEW YORK SOUTHERN TOTAL</b>	<b>1,421</b>	<b>262</b>	<b>211</b>	<b>-</b>		<b>41</b>	<b>1,169</b>	<b>996</b>	<b>22 151</b>
HOMICIDE	-	-	-	-	-	-	-	-	-
ROBBERY	52	4	2	-	2	48	42	-	6
ASSAULT	10	7	5	-	2	3	2	-	1
BURGLARY	1	1	1	-	-	-	-	-	-
LARCENY AND THEFT	223	17	17	-	-	206	191	1	14
EMBEZZLEMENT	76	11	10	-	1	65	61	-	4
FRAUD	358	66	46	-	10	302	264	3	35
AUTO THEFT	-	-	-	-	-	-	-	-	-
FORGERY, COUNTERFEIT.	110	17	14	-	3	93	80	2	11
SEX OFFENSES	6	2	2	-	-	4	4	-	-
MARIHUANA	19	7	6	-	2	12	8	-	4
NARCOTICS	317	90	78	-	12	227	165	3	59
WEAPONS AND FIREARMS	47	7	7	-	-	40	36	3	1
ESCAPE	20	3	3	-	-	17	16	-	1
OTHER GENERAL OFFENSES	62	11	4	-	7	51	40	4	7
IMMIGRATION LAWS	22	1	1	-	-	21	17	3	1
LIQUOR, INTERNAL REV.	1	1	1	-	-	-	-	-	-
SELECTIVE SERVICE ACT	2	2	2	-	-	-	-	-	-
OTHER SPECIAL OFFENSES (FEDERAL STATUTES)	95	15	13	-	2	80	70	3	7

**TABLE 1**  
**UNITED STATES DISTRICT COURTS**  
**CRIMINAL DEFENDANTS DISPOSED OF BY TYPE OF DISPOSITION**  
**TWELVE MONTH PERIOD ENDED JUNE 30, 1979.**

DISTRICT AND OFFENSE	TOTAL DEFENDANTS	NOT CONVICTED				CONVICTED AND SENTENCED			
		TOTAL	DIS-MISSED	ACQUITTED BY		TOTAL	PLEA OF GUILTY OR NOLO CONTENDERE	CONVICTED BY	
				COURT	JURY			COURT	JURY
<b>NEW YORK WESTERN TOTAL</b>	<b>401</b>	<b>44</b>	<b>38</b>	<b>1</b>	<b>5</b>	<b>357</b>	<b>318</b>	<b>4</b>	<b>35</b>
HOMICIDE	-	-	-	-	-	-	-	-	-
ROBBERY	12	1	1	-	-	11	6	-	5
ASSAULT	3	-	-	-	-	3	2	1	-
BURGLARY	-	-	-	-	-	-	-	-	-
LARCENY AND THEFT	132	1	-	1	-	131	125	1	5
EMBEZZLEMENT	17	3	2	-	1	14	13	-	1
FRAUD	86	12	9	-	3	74	66	1	7
AUTO THEFT	2	1	1	-	-	1	1	-	-
FORGERY, COUNTERFEIT.	16	1	1	-	-	15	14	-	1
SEX OFFENSES	1	1	1	-	-	-	-	-	-
MARIHUANA	3	-	-	-	-	3	2	-	1
NARCOTICS	26	6	6	-	-	20	16	-	4
WEAPONS AND FIREARMS	11	5	5	-	-	6	4	-	2
ESCAPE	-	-	-	-	-	-	-	-	-
OTHER GENERAL OFFENSES	20	2	2	-	-	18	14	-	4
IMMIGRATION LAWS	5	-	-	-	-	5	4	-	1
LIQUOR, INTERNAL REV.	-	-	-	-	-	-	-	-	-
SELECTIVE SERVICE ACT	-	-	-	-	-	-	-	-	-
OTHER SPECIAL OFFENSES (FEDERAL STATUTES)	67	11	10	-	1	56	51	1	4
<b>VERMONT TOTAL</b>	<b>67</b>	<b>14</b>	<b>11</b>	<b>-</b>	<b>3</b>	<b>53</b>	<b>44</b>	<b>-</b>	<b>9</b>
HOMICIDE	-	-	-	-	-	-	-	-	-
ROBBERY	1	1	1	-	-	-	-	-	-
ASSAULT	-	-	-	-	-	-	-	-	-
BURGLARY	-	-	-	-	-	-	-	-	-
LARCENY AND THEFT	3	-	-	-	-	3	3	-	-
EMBEZZLEMENT	6	-	-	-	-	6	6	-	-
FRAUD	11	2	2	-	-	9	8	-	1
AUTO THEFT	-	-	-	-	-	-	-	-	-
FORGERY, COUNTERFEIT.	9	1	1	-	-	8	8	-	-
SEX OFFENSES	-	-	-	-	-	-	-	-	-
MARIHUANA	3	-	-	-	-	3	3	-	-
NARCOTICS	16	4	4	-	-	12	5	-	7
WEAPONS AND FIREARMS	3	2	1	-	1	1	1	-	-
ESCAPE	-	-	-	-	-	-	-	-	-
OTHER GENERAL OFFENSES	1	1	1	-	-	-	-	-	-
IMMIGRATION LAWS	10	1	-	-	1	9	9	-	-
LIQUOR, INTERNAL REV.	-	-	-	-	-	-	-	-	-
SELECTIVE SERVICE ACT	-	-	-	-	-	-	-	-	-
OTHER SPECIAL OFFENSES (FEDERAL STATUTES)	4	2	1	-	1	2	1	-	1
<b>DELAWARE TOTAL</b>	<b>123</b>	<b>44</b>	<b>24</b>	<b>20</b>	<b>-</b>	<b>79</b>	<b>72</b>	<b>1</b>	<b>6</b>
HOMICIDE	-	-	-	-	-	-	-	-	-
ROBBERY	2	1	1	-	-	1	1	-	-
ASSAULT	1	-	-	-	-	1	1	-	-
BURGLARY	-	-	-	-	-	-	-	-	-
LARCENY AND THEFT	12	-	-	-	-	12	11	1	-
EMBEZZLEMENT	8	-	-	-	-	8	8	-	-
FRAUD	15	2	2	-	-	13	11	-	2
AUTO THEFT	-	-	-	-	-	-	-	-	-
FORGERY, COUNTERFEIT.	12	2	2	-	-	10	9	-	1
SEX OFFENSES	-	-	-	-	-	-	-	-	-
MARIHUANA	5	2	2	-	-	3	3	-	-
NARCOTICS	11	1	1	-	-	10	7	-	3
WEAPONS AND FIREARMS	2	-	-	-	-	2	2	-	-
ESCAPE	-	-	-	-	-	-	-	-	-
OTHER GENERAL OFFENSES	2	-	-	-	-	2	2	-	-
IMMIGRATION LAWS	1	-	-	-	-	1	1	-	-
LIQUOR, INTERNAL REV.	-	-	-	-	-	-	-	-	-
SELECTIVE SERVICE ACT	-	-	-	-	-	-	-	-	-
OTHER SPECIAL OFFENSES (FEDERAL STATUTES)	52	36	16	20	-	16	16	-	-

**TABLE 1**  
**UNITED STATES DISTRICT COURTS**  
**CRIMINAL DEFENDANTS DISPOSED OF BY TYPE OF DISPOSITION**  
**TWELVE MONTH PERIOD ENDED JUNE 30, 1979.**

DISTRICT AND OFFENSE	TOTAL DEFENDANTS	NOT CONVICTED				CONVICTED AND SENTENCED			
		TOTAL	DIS-MISSED	ACQUITTED BY		TOTAL	PLEA OF GUILTY OR NOLO CONTENDERE	CONVICTED BY	
				COURT	JURY			COURT	JURY
<b>NEW JERSEY TOTAL</b>	<b>775</b>	<b>101</b>	<b>71</b>	<b>10</b>	<b>20</b>	<b>674</b>	<b>615</b>	<b>11</b>	<b>48</b>
HOMICIDE	-	-	-	-	-	-	-	-	-
ROBBERY	19	5	4	-	1	14	9	-	5
ASSAULT	7	1	1	-	-	6	3	1	2
BURGLARY	-	-	-	-	-	-	-	-	-
LARCENY AND THEFT	70	10	2	-	8	60	52	2	6
EMBEZZLEMENT	62	14	9	4	1	48	44	-	4
FRAUD	314	24	18	3	3	290	277	5	8
AUTO THEFT	10	-	-	-	-	10	9	-	1
FORGERY, COUNTERFEIT.	76	5	1	1	3	71	66	-	5
SEX OFFENSES	-	-	-	-	-	-	-	-	-
MARIHUANA	1	-	-	-	-	1	-	-	-
NARCOTICS	51	11	11	-	-	40	37	-	3
WEAPONS AND FIREARMS	22	3	2	-	1	19	17	-	2
ESCAPE	4	-	-	-	-	4	4	-	-
OTHER GENERAL OFFENSES	47	13	8	2	3	34	27	-	7
IMMIGRATION LAWS	9	2	2	-	-	7	4	1	2
LIQUOR, INTERNAL REV.	-	-	-	-	-	-	-	-	-
SELECTIVE SERVICE ACT	1	1	1	-	-	-	-	-	-
OTHER SPECIAL OFFENSES (FEDERAL STATUTES)	82	12	12	-	-	70	65	2	3
<b>PENNSYLVANIA EASTERN TOTAL</b>	<b>561</b>	<b>69</b>	<b>42</b>	<b>7</b>	<b>20</b>	<b>492</b>	<b>395</b>	<b>15</b>	<b>82</b>
HOMICIDE	-	-	-	-	-	-	-	-	-
ROBBERY	21	1	1	-	-	20	16	-	4
ASSAULT	5	2	2	-	-	3	1	2	-
BURGLARY	-	-	-	-	-	-	-	-	-
LARCENY AND THEFT	48	4	3	-	1	44	-	-	-
EMBEZZLEMENT	21	1	-	-	1	20	19	-	1
FRAUD	152	9	5	2	2	143	135	1	7
AUTO THEFT	9	2	2	-	-	7	4	-	3
FORGERY, COUNTERFEIT.	59	9	8	-	1	50	40	1	9
SEX OFFENSES	-	-	-	-	-	-	-	-	-
MARIHUANA	24	6	4	-	-	18	12	-	6
NARCOTICS	70	9	5	-	4	61	38	3	20
WEAPONS AND FIREARMS	22	4	4	-	-	18	15	1	2
ESCAPE	4	1	1	-	-	3	2	1	-
OTHER GENERAL OFFENSES	45	4	2	-	2	41	21	4	16
IMMIGRATION LAWS	2	-	-	-	-	2	2	-	-
LIQUOR, INTERNAL REV.	-	-	-	-	-	-	-	-	-
SELECTIVE SERVICE ACT	-	-	-	-	-	-	-	-	-
OTHER SPECIAL OFFENSES (FEDERAL STATUTES)	79	17	5	5	7	62	47	2	13
<b>PENNSYLVANIA MIDDLE TOTAL</b>	<b>113</b>	<b>10</b>	<b>8</b>	<b>-</b>	<b>2</b>	<b>103</b>	<b>93</b>	<b>1</b>	<b>9</b>
HOMICIDE	-	-	-	-	-	-	-	-	-
ROBBERY	5	-	-	-	-	5	3	-	2
ASSAULT	-	-	-	-	-	-	-	-	-
BURGLARY	-	-	-	-	-	-	-	-	-
LARCENY AND THEFT	11	-	-	-	-	11	11	-	-
EMBEZZLEMENT	11	-	-	-	-	11	10	-	1
FRAUD	14	2	1	-	1	12	10	-	2
AUTO THEFT	-	-	-	-	-	-	-	-	-
FORGERY, COUNTERFEIT.	8	-	-	-	-	8	8	-	-
SEX OFFENSES	-	-	-	-	-	-	-	-	-
MARIHUANA	8	-	-	-	-	8	8	-	-
NARCOTICS	11	3	3	-	-	8	8	-	-
WEAPONS AND FIREARMS	6	1	1	-	-	5	4	-	1
ESCAPE	15	1	1	-	-	14	13	-	1
OTHER GENERAL OFFENSES	9	2	1	-	1	7	7	-	-
IMMIGRATION LAWS	-	-	-	-	-	-	-	-	-
LIQUOR, INTERNAL REV.	-	-	-	-	-	-	-	-	-
SELECTIVE SERVICE ACT	-	-	-	-	-	-	-	-	-
OTHER SPECIAL OFFENSES (FEDERAL STATUTES)	15	1	1	-	-	14	11	1	2

**TABLE 1**  
**UNITED STATES DISTRICT COURTS**  
**CRIMINAL DEFENDANTS DISPOSED OF BY TYPE OF DISPOSITION**  
**TWELVE MONTH PERIOD ENDED JUNE 30, 1979.**

DISTRICT AND OFFENSE	TOTAL DEFENDANTS	NOT CONVICTED				CONVICTED AND SENTENCED			
		TOTAL	DIS-MISSED	ACQUITTED BY		TOTAL	PLEA OF GUILTY OR NOLO CONTENDERE	CONVICTED BY	
				COURT	JURY			COURT	JURY
<b>PENNSYLVANIA WESTERN TOTAL</b>	<b>447</b>	<b>88</b>	<b>67</b>	<b>1</b>	<b>20</b>	<b>359</b>	<b>284</b>	<b>4</b>	<b>71</b>
HOMICIDE	-	-	-	-	-	-	-	-	-
ROBBERY	33	5	3	-	2	28	24	-	4
ASSAULT	2	1	1	-	-	1	1	-	-
BURGLARY	-	-	-	-	-	-	-	-	-
LARCENY AND THEFT	30	8	7	-	1	22	15	-	7
EMBEZZLEMENT	22	-	-	-	-	22	21	-	1
FRAUD	105	22	15	-	7	83	76	1	6
AUTO THEFT	2	-	-	-	-	2	2	-	-
FORGERY, COUNTERFEIT.	70	14	13	-	1	56	42	-	14
SEX OFFENSES	-	-	-	-	-	-	-	-	-
MARIHUANA	11	1	1	-	-	10	7	-	3
NARCOTICS	76	17	11	-	6	59	44	-	15
WEAPONS AND FIREARMS	31	5	3	1	1	26	19	2	5
ESCAPE	1	-	-	-	-	1	-	-	1
OTHER GENERAL OFFENSES	35	9	8	-	1	26	12	-	14
IMMIGRATION LAWS	3	-	-	-	-	3	1	1	1
LIQUOR, INTERNAL REV.	-	-	-	-	-	-	-	-	-
SELECTIVE SERVICE ACT	-	-	-	-	-	-	-	-	-
OTHER SPECIAL OFFENSES (FEDERAL STATUTES)	26	6	5	-	1	20	20	-	-
<b>VIRGIN ISLANDS TOTAL</b>	<b>414</b>	<b>135</b>	<b>115</b>	<b>7</b>	<b>13</b>	<b>279</b>	<b>210</b>	<b>23</b>	<b>46</b>
HOMICIDE	11	-	-	-	-	11	6	1	4
ROBBERY	31	13	10	2	1	18	9	4	5
ASSAULT	41	16	15	1	-	25	11	2	12
BURGLARY	30	8	8	-	-	22	18	1	3
LARCENY AND THEFT	75	13	11	-	2	62	47	5	10
EMBEZZLEMENT	10	3	3	-	-	7	5	-	2
FRAUD	20	3	3	-	-	17	14	2	1
AUTO THEFT	10	3	3	-	-	7	7	-	-
FORGERY, COUNTERFEIT.	11	2	2	-	-	9	9	-	-
SEX OFFENSES	16	7	2	2	3	9	1	3	5
MARIHUANA	27	8	7	-	1	19	17	2	-
NARCOTICS	21	14	14	-	-	7	5	-	2
WEAPONS AND FIREARMS	35	20	15	2	3	15	13	1	1
ESCAPE	7	1	1	-	-	6	6	-	-
OTHER GENERAL OFFENSES	23	12	11	-	1	11	9	1	1
IMMIGRATION LAWS	29	6	6	-	-	23	23	-	-
LIQUOR, INTERNAL REV.	-	-	-	-	-	-	-	-	-
SELECTIVE SERVICE ACT	-	-	-	-	-	-	-	-	-
OTHER SPECIAL OFFENSES (FEDERAL STATUTES)	17	6	4	-	2	11	10	1	-
<b>MARYLAND TOTAL</b>	<b>1,073</b>	<b>408</b>	<b>363</b>	<b>20</b>	<b>25</b>	<b>665</b>	<b>568</b>	<b>41</b>	<b>56</b>
HOMICIDE	2	2	2	-	-	-	-	-	-
ROBBERY	52	8	8	-	-	44	29	4	11
ASSAULT	12	7	7	-	-	5	4	1	-
BURGLARY	5	-	-	-	-	5	4	-	1
LARCENY AND THEFT	239	80	67	9	4	159	143	13	3
EMBEZZLEMENT	27	4	4	-	-	23	23	-	-
FRAUD	124	12	9	-	3	112	98	7	7
AUTO THEFT	2	1	1	-	-	1	1	-	-
FORGERY, COUNTERFEIT.	25	3	3	-	-	22	21	-	1
SEX OFFENSES	5	1	1	-	-	4	1	1	2
MARIHUANA	39	25	22	3	-	14	12	1	1
NARCOTICS	118	61	43	-	8	67	64	1	12
WEAPONS AND FIREARMS	34	5	4	-	1	29	27	1	1
ESCAPE	16	4	4	-	-	12	12	-	-
OTHER GENERAL OFFENSES	315	182	174	4	4	133	107	11	15
IMMIGRATION LAWS	6	3	-	-	3	3	3	-	-
LIQUOR, INTERNAL REV.	-	-	-	-	-	-	-	-	-
SELECTIVE SERVICE ACT	-	-	-	-	-	-	-	-	-
OTHER SPECIAL OFFENSES (FEDERAL STATUTES)	52	20	14	4	2	32	29	1	2

**TABLE 1**  
**UNITED STATES DISTRICT COURTS**  
**CRIMINAL DEFENDANTS DISPOSED OF BY TYPE OF DISPOSITION**  
**TWELVE MONTH PERIOD ENDED JUNE 30, 1979.**

DISTRICT AND OFFENSE	TOTAL DEFENDANTS	NOT CONVICTED				CONVICTED AND SENTENCED			
		TOTAL	DIS-MISSED	ACQUITTED BY		TOTAL	PLEA OF GUILTY OR NOLO CONTENDERE	CONVICTED BY	
				COURT	JURY			COURT	JURY
<b>NORTH CAROLINA EASTERN TOTAL</b>	<b>290</b>	<b>51</b>	<b>44</b>	<b>2</b>	<b>5</b>	<b>239</b>	<b>166</b>	<b>41</b>	<b>32</b>
HOMICIDE	-	-	-	-	-	-	-	-	-
ROBBERY	16	3	1	-	2	13	11	1	1
ASSAULT	5	1	1	-	-	4	1	1	2
BURGLARY	2	1	1	-	-	1	-	1	-
LARCENY AND THEFT	44	6	6	-	-	38	31	7	-
EMBEZZLEMENT	15	1	1	-	-	14	14	-	-
FRAUD	62	7	7	-	-	55	44	7	4
AUTO THEFT	2	-	-	-	-	2	-	1	1
FORGERY, COUNTERFEIT.	43	13	12	-	1	30	17	8	5
SEX OFFENSES	-	-	-	-	-	-	-	-	-
MARIHUANA	14	2	2	-	-	12	1	1	10
NARCOTICS	25	2	-	2	-	23	8	12	3
WEAPONS AND FIREARMS	13	6	6	-	-	12	11	-	1
ESCAPE	4	1	-	-	1	3	3	-	-
OTHER GENERAL OFFENSES	15	2	2	-	-	13	8	-	5
IMMIGRATION LAWS	1	-	-	-	-	1	1	-	-
LIQUOR, INTERNAL REV.	10	-	-	-	-	10	10	-	-
SELECTIVE SERVICE ACT	-	-	-	-	-	-	-	-	-
OTHER SPECIAL OFFENSES (FEDERAL STATUTES)	14	6	5	-	1	8	6	2	-
<b>NORTH CAROLINA MIDDLE TOTAL</b>	<b>228</b>	<b>23</b>	<b>17</b>	<b>5</b>	<b>1</b>	<b>205</b>	<b>172</b>	<b>10</b>	<b>23</b>
HOMICIDE	-	-	-	-	-	-	-	-	-
ROBBERY	17	2	2	-	-	15	9	-	6
ASSAULT	2	1	1	-	-	1	1	-	-
BURGLARY	2	-	-	-	-	2	2	-	-
LARCENY AND THEFT	60	4	2	2	-	56	46	5	5
EMBEZZLEMENT	14	-	-	-	-	14	13	-	1
FRAUD	35	5	4	1	-	30	26	-	4
AUTO THEFT	3	-	-	-	-	3	2	1	-
FORGERY, COUNTERFEIT.	22	-	-	-	-	22	22	-	-
SEX OFFENSES	-	-	-	-	-	-	-	-	-
MARIHUANA	-	-	-	-	-	-	-	-	-
NARCOTICS	21	4	4	-	-	17	14	-	3
WEAPONS AND FIREARMS	14	2	2	-	-	12	6	3	3
ESCAPE	4	-	-	-	-	4	4	-	-
OTHER GENERAL OFFENSES	9	1	-	1	-	8	7	-	1
IMMIGRATION LAWS	-	-	-	-	-	-	-	-	-
LIQUOR, INTERNAL REV.	19	3	2	-	1	16	15	1	-
SELECTIVE SERVICE ACT	-	-	-	-	-	-	-	-	-
OTHER SPECIAL OFFENSES (FEDERAL STATUTES)	6	1	-	1	-	5	5	-	-
<b>NORTH CAROLINA WESTERN TOTAL</b>	<b>326</b>	<b>58</b>	<b>45</b>	<b>1</b>	<b>12</b>	<b>268</b>	<b>229</b>	<b>11</b>	<b>28</b>
HOMICIDE	1	-	-	-	-	1	-	-	1
ROBBERY	14	2	2	-	-	12	7	1	4
ASSAULT	8	1	-	-	1	7	4	3	-
BURGLARY	-	-	-	-	-	-	-	-	-
LARCENY AND THEFT	89	5	4	1	-	83	48	1	4
EMBEZZLEMENT	15	-	-	-	-	15	15	-	-
FRAUD	83	11	6	-	5	42	37	1	4
AUTO THEFT	13	3	3	-	-	10	7	-	3
FORGERY, COUNTERFEIT.	64	16	12	-	4	48	44	-	4
SEX OFFENSES	1	-	-	-	-	1	-	-	1
MARIHUANA	5	-	-	-	-	5	5	-	-
NARCOTICS	2	-	-	-	-	2	1	-	1
WEAPONS AND FIREARMS	25	4	3	-	1	21	20	1	-
ESCAPE	1	-	-	-	-	1	1	-	-
OTHER GENERAL OFFENSES	14	2	1	-	1	12	9	1	2
IMMIGRATION LAWS	2	-	-	-	-	2	2	-	-
LIQUOR, INTERNAL REV.	5	-	-	-	-	5	2	3	-
SELECTIVE SERVICE ACT	-	-	-	-	-	-	-	-	-
OTHER SPECIAL OFFENSES (FEDERAL STATUTES)	45	14	14	-	-	31	27	-	4

**TABLE 1**  
**UNITED STATES DISTRICT COURTS**  
**CRIMINAL DEFENDANTS DISPOSED OF BY TYPE OF DISPOSITION**  
**TWELVE MONTH PERIOD ENDED JUNE 30, 1979.**

DISTRICT AND OFFENSE	TOTAL DEFENDANTS	NOT CONVICTED				CONVICTED AND SENTENCED			
		TOTAL	DIS-MISSED	ACQUITTED BY		TOTAL	PLEA OF GUILTY OR NOLO CONTENDERE	CONVICTED BY	
				COURT	JURY			COURT	JURY
<b>SOUTH CAROLINA TOTAL</b>	<b>448</b>	<b>95</b>	<b>77</b>	-	<b>18</b>	<b>353</b>	<b>306</b>	<b>4</b>	<b>43</b>
HOMICIDE	-	-	-	-	-	-	-	-	-
ROBBERY	22	4	4	-	-	18	15	-	3
ASSAULT	5	1	-	-	1	4	4	-	-
BURGLARY	-	-	-	-	-	-	-	-	-
LARCENY AND THEFT	76	20	14	-	6	56	50	-	6
EMBEZZLEMENT	22	2	2	-	-	20	19	-	1
FRAUD	92	23	20	-	3	69	63	-	6
AUTO THEFT	47	7	4	-	3	40	37	-	3
FORGERY, COUNTERFEIT, SEX OFFENSES	45	9	7	-	2	36	30	-	6
MARIJUANA	1	-	-	-	-	1	-	1	-
NARCOTICS	38	9	9	-	-	29	18	-	11
WEAPONS AND FIREARMS	24	5	5	-	-	19	10	3	6
ESCAPE	29	7	6	-	1	22	21	-	1
OTHER GENERAL OFFENSES	4	-	-	-	-	4	4	-	-
IMMIGRATION LAWS	17	7	6	-	1	10	10	-	-
LIQUOR, INTERNAL REV.	1	-	-	-	-	1	1	-	-
SELECTIVE SERVICE ACT	-	-	-	-	-	-	-	-	-
OTHER SPECIAL OFFENSES (FEDERAL STATUTES)	25	1	-	-	1	24	24	-	-
<b>VIRGINIA EASTERN TOTAL</b>	<b>1,358</b>	<b>403</b>	<b>369</b>	<b>25</b>	<b>9</b>	<b>955</b>	<b>777</b>	<b>119</b>	<b>55</b>
HOMICIDE	2	-	-	-	-	2	2	-	-
ROBBERY	25	4	2	-	2	22	12	-	10
ASSAULT	40	18	17	1	-	22	15	7	-
BURGLARY	3	-	-	-	-	3	2	1	-
LARCENY AND THEFT	286	75	70	5	1	210	182	20	8
EMBEZZLEMENT	40	4	4	-	-	36	33	2	1
FRAUD	122	16	15	-	1	106	91	4	11
AUTO THEFT	21	6	4	2	-	15	13	2	-
FORGERY, COUNTERFEIT, SEX OFFENSES	43	4	4	-	-	39	33	2	4
MARIJUANA	15	5	5	-	-	10	6	1	3
NARCOTICS	46	12	12	-	-	34	29	-	5
WEAPONS AND FIREARMS	41	7	7	-	-	34	32	1	1
ESCAPE	40	12	11	-	1	28	22	3	3
OTHER GENERAL OFFENSES	20	2	2	-	-	18	14	2	2
IMMIGRATION LAWS	541	214	197	15	2	327	258	63	6
LIQUOR, INTERNAL REV.	6	-	-	-	-	6	5	1	-
SELECTIVE SERVICE ACT	-	-	-	-	-	-	-	-	-
OTHER SPECIAL OFFENSES (FEDERAL STATUTES)	66	23	19	2	2	43	32	10	1
<b>VIRGINIA WESTERN TOTAL</b>	<b>170</b>	<b>32</b>	<b>29</b>	<b>1</b>	<b>2</b>	<b>138</b>	<b>121</b>	<b>5</b>	<b>12</b>
HOMICIDE	-	-	-	-	-	-	-	-	-
ROBBERY	5	-	-	-	-	5	4	-	1
ASSAULT	4	1	1	-	-	3	3	-	-
BURGLARY	4	-	-	-	-	4	2	-	2
LARCENY AND THEFT	22	5	5	-	-	17	17	-	-
EMBEZZLEMENT	10	1	1	-	-	9	9	-	-
FRAUD	30	5	5	-	-	25	22	-	3
AUTO THEFT	8	2	1	-	1	6	6	-	-
FORGERY, COUNTERFEIT, SEX OFFENSES	13	1	1	-	-	12	12	-	-
MARIJUANA	2	2	2	-	-	-	-	-	-
NARCOTICS	2	1	1	-	-	1	-	-	1
WEAPONS AND FIREARMS	1	-	-	-	-	1	1	-	-
ESCAPE	24	10	9	1	-	14	10	1	3
OTHER GENERAL OFFENSES	2	-	-	-	-	2	-	1	1
IMMIGRATION LAWS	10	2	2	-	-	8	4	3	1
LIQUOR, INTERNAL REV.	-	-	-	-	-	-	-	-	-
SELECTIVE SERVICE ACT	4	1	-	-	1	3	3	-	-
OTHER SPECIAL OFFENSES (FEDERAL STATUTES)	29	1	1	-	-	28	28	-	-

**TABLE 1**  
**UNITED STATES DISTRICT COURTS**  
**CRIMINAL DEFENDANTS DISPOSED OF BY TYPE OF DISPOSITION**  
**TWELVE MONTH PERIOD ENDED JUNE 30, 1979.**

DISTRICT AND OFFENSE	TOTAL DEFENDANTS	NOT CONVICTED				CONVICTED AND SENTENCED			
		TOTAL	DIS-MISSED	ACQUITTED BY		TOTAL	PLEA OF GUILTY OR NOLO CONTENDERE	CONVICTED BY	
				COURT	JURY			COURT	JURY
<b>WEST VIRGINIA NORTHERN TOTAL</b>	<b>86</b>	<b>24</b>	<b>15</b>	-	<b>9</b>	<b>62</b>	<b>48</b>	-	<b>14</b>
HOMICIDE	-	-	-	-	-	-	-	-	-
ROBBERY	-	-	-	-	-	-	-	-	-
ASSAULT	-	-	-	-	-	-	-	-	-
BURGLARY	-	-	-	-	-	-	-	-	-
LARCENY AND THEFT	6	4	3	-	1	2	2	-	-
EMBEZZLEMENT	8	-	-	-	-	8	7	-	1
FRAUD	19	7	2	-	5	12	7	-	5
AUTO THEFT	3	1	1	-	-	2	2	-	-
FORGERY, COUNTERFEIT, SEX OFFENSES	9	-	-	-	-	9	9	-	-
MARIJUANA	1	-	-	-	-	1	-	-	1
NARCOTICS	-	-	-	-	-	-	-	-	-
WEAPONS AND FIREARMS	8	1	-	-	1	7	7	-	-
ESCAPE	2	-	-	-	-	2	2	-	-
OTHER GENERAL OFFENSES	11	1	1	-	-	10	9	-	1
IMMIGRATION LAWS	11	4	2	-	2	7	3	-	4
LIQUOR, INTERNAL REV.	-	-	-	-	-	-	-	-	-
SELECTIVE SERVICE ACT	-	-	-	-	-	-	-	-	-
OTHER SPECIAL OFFENSES (FEDERAL STATUTES)	8	6	6	-	-	2	-	-	2
<b>WEST VIRGINIA SOUTHERN TOTAL</b>	<b>199</b>	<b>34</b>	<b>31</b>	-	<b>3</b>	<b>165</b>	<b>143</b>	<b>2</b>	<b>20</b>
HOMICIDE	-	-	-	-	-	-	-	-	-
ROBBERY	5	1	1	-	-	4	4	-	-
ASSAULT	-	-	-	-	-	-	-	-	-
BURGLARY	3	-	-	-	-	3	3	-	-
LARCENY AND THEFT	16	3	2	-	1	13	10	-	3
EMBEZZLEMENT	3	1	1	-	-	2	2	-	-
FRAUD	28	6	5	-	1	22	20	-	2
AUTO THEFT	3	1	1	-	-	2	2	-	-
FORGERY, COUNTERFEIT, SEX OFFENSES	6	-	-	-	-	6	6	-	-
MARIJUANA	-	-	-	-	-	-	-	-	-
NARCOTICS	2	-	-	-	-	2	2	-	-
WEAPONS AND FIREARMS	23	1	1	-	-	22	20	-	2
ESCAPE	20	4	4	-	-	16	13	-	3
OTHER GENERAL OFFENSES	10	1	1	-	-	9	7	-	2
IMMIGRATION LAWS	52	12	11	-	1	40	34	-	6
LIQUOR, INTERNAL REV.	-	-	-	-	-	-	-	-	-
SELECTIVE SERVICE ACT	-	-	-	-	-	-	-	-	-
OTHER SPECIAL OFFENSES (FEDERAL STATUTES)	28	4	4	-	-	24	20	2	2
<b>ALABAMA NORTHERN TOTAL</b>	<b>621</b>	<b>77</b>	<b>61</b>	<b>5</b>	<b>11</b>	<b>544</b>	<b>487</b>	<b>18</b>	<b>39</b>
HOMICIDE	-	-	-	-	-	-	-	-	-
ROBBERY	14	2	1	-	1	12	9	-	3
ASSAULT	6	4	3	-	1	2	-	-	2
BURGLARY	5	-	-	-	-	5	5	-	-
LARCENY AND THEFT	102	9	9	-	-	93	87	3	3
EMBEZZLEMENT	22	-	-	-	-	22	22	-	-
FRAUD	40	14	9	-	5	26	23	-	3
AUTO THEFT	57	4	3	-	1	53	48	1	4
FORGERY, COUNTERFEIT, SEX OFFENSES	121	8	8	-	-	113	103	-	10
MARIJUANA	1	-	-	-	-	1	1	-	-
NARCOTICS	3	-	-	-	-	3	3	-	-
WEAPONS AND FIREARMS	30	4	3	-	1	26	23	1	2
ESCAPE	24	4	3	-	1	20	18	1	1
OTHER GENERAL OFFENSES	3	1	1	-	-	2	2	-	-
IMMIGRATION LAWS	145	15	10	5	-	130	117	12	1
LIQUOR, INTERNAL REV.	1	-	-	-	-	1	1	-	-
SELECTIVE SERVICE ACT	-	-	-	-	-	-	-	-	-
OTHER SPECIAL OFFENSES (FEDERAL STATUTES)	47	12	11	-	1	35	25	-	10

**TABLE 1**  
**UNITED STATES DISTRICT COURTS**  
**CRIMINAL DEFENDANTS DISPOSED OF BY TYPE OF DISPOSITION**  
**TWELVE MONTH PERIOD ENDED JUNE 30, 1979.**

DISTRICT AND OFFENSE	TOTAL DEFENDANTS	NOT CONVICTED				CONVICTED AND SENTENCED			
		TOTAL	DIS-MISSED	ACQUITTED BY		TOTAL	PLEA OF GUILTY OR NOLO CONTENDERE	CONVICTED BY	
				COURT	JURY			COURT	JURY
<b>ALABAMA MIDDLE TOTAL</b>	<b>266</b>	<b>51</b>	<b>29</b>	<b>5</b>	<b>17</b>	<b>215</b>	<b>163</b>	<b>17</b>	<b>35</b>
HOMICIDE	-	-	-	-	-	-	-	-	-
ROBBERY	4	1	-	-	-	-	-	-	-
ASSAULT	3	1	1	-	-	3	1	-	2
BURGLARY	2	-	-	-	-	2	1	-	-
LARCENY AND THEFT	63	8	3	-	-	2	2	-	1
EMBEZZLEMENT	9	1	1	-	5	55	45	8	-
FRAUD	24	5	1	-	-	8	6	-	2
AUTO THEFT	8	-	-	-	4	19	13	-	-
FORGERY, COUNTERFEIT.	14	7	6	-	-	8	5	-	6
SEX OFFENSES	-	-	-	-	1	7	5	-	3
MARIHUANA	16	5	5	-	-	-	-	-	1
NARCOTICS	10	1	-	-	-	11	7	-	-
WEAPONS AND FIREARMS	12	1	-	-	1	9	3	-	4
ESCAPE	12	1	-	-	-	11	7	-	4
OTHER GENERAL OFFENSES	74	14	8	5	1	11	10	-	1
IMMIGRATION LAWS	-	-	-	-	-	60	50	3	1
LIQUOR, INTERNAL REV.	-	-	-	-	-	-	-	-	-
SELECTIVE SERVICE ACT	-	-	-	-	-	-	-	-	-
OTHER SPECIAL OFFENSES (FEDERAL STATUTES)	15	6	3	-	3	9	7	-	2
<b>ALABAMA SOUTHERN TOTAL</b>	<b>141</b>	<b>23</b>	<b>18</b>	-	<b>5</b>	<b>118</b>	<b>97</b>	<b>1</b>	<b>20</b>
HOMICIDE	-	-	-	-	-	-	-	-	-
ROBBERY	5	-	-	-	-	-	-	-	-
ASSAULT	2	-	-	-	-	5	4	-	1
BURGLARY	11	1	1	-	-	2	2	-	-
LARCENY AND THEFT	6	-	-	-	-	10	9	-	-
EMBEZZLEMENT	23	8	7	-	-	6	5	-	1
FRAUD	5	2	2	-	1	15	14	-	1
AUTO THEFT	36	1	-	-	-	3	3	-	-
FORGERY, COUNTERFEIT.	-	-	-	-	1	35	32	-	3
SEX OFFENSES	17	2	1	-	-	-	-	-	-
MARIHUANA	6	2	2	-	-	15	5	1	9
NARCOTICS	14	4	4	-	-	4	2	-	1
WEAPONS AND FIREARMS	2	1	1	-	-	10	8	-	2
ESCAPE	5	1	-	-	-	1	1	-	-
OTHER GENERAL OFFENSES	5	-	-	-	1	4	3	-	1
IMMIGRATION LAWS	-	-	-	-	-	5	5	-	-
LIQUOR, INTERNAL REV.	-	-	-	-	-	-	-	-	-
SELECTIVE SERVICE ACT	4	1	-	-	1	3	3	-	-
OTHER SPECIAL OFFENSES (FEDERAL STATUTES)	-	-	-	-	-	-	-	-	-
<b>FLORIDA NORTHERN TOTAL</b>	<b>153</b>	<b>43</b>	<b>39</b>	-	<b>4</b>	<b>110</b>	<b>82</b>	<b>2</b>	<b>26</b>
HOMICIDE	-	-	-	-	-	-	-	-	-
ROBBERY	3	1	1	-	-	2	1	-	1
ASSAULT	1	-	-	-	-	1	1	-	-
BURGLARY	11	2	2	-	-	9	8	-	1
LARCENY AND THEFT	13	7	7	-	-	6	5	-	-
EMBEZZLEMENT	33	5	4	-	1	28	22	2	4
FRAUD	4	1	1	-	-	3	3	-	-
AUTO THEFT	23	3	3	-	-	20	17	-	3
FORGERY, COUNTERFEIT.	2	1	-	-	1	1	-	-	1
SEX OFFENSES	22	7	7	-	-	18	5	-	10
MARIHUANA	12	7	7	-	-	5	3	-	2
NARCOTICS	1	1	1	-	-	-	-	-	-
WEAPONS AND FIREARMS	12	3	1	-	-	9	9	-	-
ESCAPE	5	1	1	-	2	4	2	-	2
OTHER GENERAL OFFENSES	1	-	-	-	-	1	-	-	1
IMMIGRATION LAWS	-	-	-	-	-	-	-	-	-
LIQUOR, INTERNAL REV.	-	-	-	-	-	-	-	-	-
SELECTIVE SERVICE ACT	-	-	-	-	-	-	-	-	-
OTHER SPECIAL OFFENSES (FEDERAL STATUTES)	8	3	3	-	-	5	4	-	1

**TABLE 1**  
**UNITED STATES DISTRICT COURTS**  
**CRIMINAL DEFENDANTS DISPOSED OF BY TYPE OF DISPOSITION**  
**TWELVE MONTH PERIOD ENDED JUNE 30, 1979.**

DISTRICT AND OFFENSE	TOTAL DEFENDANTS	NOT CONVICTED				CONVICTED AND SENTENCED			
		TOTAL	DIS-MISSED	ACQUITTED BY		TOTAL	PLEA OF GUILTY OR NOLO CONTENDERE	CONVICTED BY	
				COURT	JURY			COURT	JURY
<b>FLORIDA MIDDLE TOTAL</b>	<b>672</b>	<b>135</b>	<b>84</b>	<b>3</b>	<b>48</b>	<b>537</b>	<b>385</b>	<b>11</b>	<b>141</b>
HOMICIDE	-	-	-	-	-	-	-	-	-
ROBBERY	18	2	1	-	1	16	14	-	2
ASSAULT	9	6	5	-	1	3	2	-	1
BURGLARY	3	-	-	-	-	3	3	-	-
LARCENY AND THEFT	63	7	4	-	3	56	51	-	5
EMBEZZLEMENT	27	-	-	-	-	27	26	1	-
FRAUD	97	17	10	1	5	80	60	2	18
AUTO THEFT	15	1	1	-	-	14	9	-	5
FORGERY, COUNTERFEIT.	89	13	7	1	5	76	66	1	9
SEX OFFENSES	-	-	-	-	-	-	-	-	-
MARIHUANA	94	14	9	-	5	80	18	3	59
NARCOTICS	99	31	11	-	20	68	37	-	31
WEAPONS AND FIREARMS	42	16	13	-	3	26	22	-	4
ESCAPE	4	-	-	-	-	4	4	-	-
OTHER GENERAL OFFENSES	17	4	3	-	1	13	9	2	2
IMMIGRATION LAWS	10	1	-	-	1	9	8	-	1
LIQUOR, INTERNAL REV.	-	-	-	-	-	-	-	-	-
SELECTIVE SERVICE ACT	-	-	-	-	-	-	-	-	-
OTHER SPECIAL OFFENSES (FEDERAL STATUTES)	85	23	20	1	2	62	56	2	4
<b>FLORIDA SOUTHERN TOTAL</b>	<b>801</b>	<b>198</b>	<b>141</b>	<b>16</b>	<b>41</b>	<b>603</b>	<b>465</b>	<b>24</b>	<b>114</b>
HOMICIDE	-	-	-	-	-	-	-	-	-
ROBBERY	19	1	1	-	-	18	15	1	2
ASSAULT	5	-	-	-	-	5	2	1	2
BURGLARY	-	-	-	-	-	-	-	-	-
LARCENY AND THEFT	48	6	5	1	-	42	37	2	3
EMBEZZLEMENT	34	5	4	-	1	29	26	-	3
FRAUD	99	25	14	-	11	74	61	-	13
AUTO THEFT	5	3	1	-	2	2	2	-	-
FORGERY, COUNTERFEIT.	72	15	10	1	4	57	53	-	4
SEX OFFENSES	-	-	-	-	-	-	-	-	-
MARIHUANA	142	63	43	11	9	79	36	11	32
NARCOTICS	215	43	37	-	6	172	119	7	46
WEAPONS AND FIREARMS	24	10	9	1	-	14	12	-	2
ESCAPE	9	4	4	-	-	5	5	-	-
OTHER GENERAL OFFENSES	23	10	4	-	6	13	11	-	2
IMMIGRATION LAWS	61	7	5	-	2	54	50	1	3
LIQUOR, INTERNAL REV.	-	-	-	-	-	-	-	-	-
SELECTIVE SERVICE ACT	1	-	-	-	-	1	1	-	-
OTHER SPECIAL OFFENSES (FEDERAL STATUTES)	44	6	4	2	-	38	35	1	2
<b>GEORGIA NORTHERN TOTAL</b>	<b>448</b>	<b>115</b>	<b>84</b>	<b>4</b>	<b>27</b>	<b>333</b>	<b>255</b>	<b>21</b>	<b>57</b>
HOMICIDE	3	1	-	-	1	2	1	-	1
ROBBERY	6	2	2	-	-	4	3	-	1
ASSAULT	2	-	-	-	-	2	-	1	1
BURGLARY	1	-	-	-	-	1	1	-	-
LARCENY AND THEFT	37	7	4	3	-	30	27	1	2
EMBEZZLEMENT	46	13	9	-	4	32	29	-	3
FRAUD	83	8	5	1	2	75	62	1	12
AUTO THEFT	13	4	2	-	2	9	8	-	1
FORGERY, COUNTERFEIT.	46	3	3	-	-	42	34	3	5
SEX OFFENSES	1	1	1	-	-	-	-	-	-
MARIHUANA	1	-	-	-	-	1	1	-	-
NARCOTICS	55	13	13	-	-	42	15	12	15
WEAPONS AND FIREARMS	41	17	15	-	2	24	17	-	7
ESCAPE	20	3	3	-	-	17	10	1	6
OTHER GENERAL OFFENSES	29	13	6	-	7	16	14	1	1
IMMIGRATION LAWS	1	-	-	-	-	1	1	-	-
LIQUOR, INTERNAL REV.	-	-	-	-	-	-	-	-	-
SELECTIVE SERVICE ACT	-	-	-	-	-	-	-	-	-
OTHER SPECIAL OFFENSES (FEDERAL STATUTES)	68	30	21	-	9	35	32	1	2

**TABLE 1**  
**UNITED STATES DISTRICT COURTS**  
**CRIMINAL DEFENDANTS DISPOSED OF BY TYPE OF DISPOSITION**  
**TWELVE MONTH PERIOD ENDED JUNE 30, 1979.**

DISTRICT AND OFFENSE	TOTAL DEFENDANTS	NOT CONVICTED				CONVICTED AND SENTENCED			
		TOTAL	DIS-MISSED	ACQUITTED BY		TOTAL	PLEA OF GUILTY OR NOLO CONTENDERE	CONVICTED BY	
				COURT	JURY			COURT	JURY
<b>GEORGIA MIDDLE TOTAL</b>	<b>1,131</b>	<b>68</b>	<b>25</b>	<b>24</b>	<b>19</b>	<b>1,063</b>	<b>988</b>	<b>54</b>	<b>21</b>
HOMICIDE	-	-	-	-	-	-	-	-	-
ROBBERY	5	-	-	-	-	5	2	-	3
ASSAULT	-	-	-	-	-	-	-	-	-
BURGLARY	-	-	-	-	-	-	-	-	-
LARCENY AND THEFT	22	1	1	-	-	21	19	-	2
EMBEZZLEMENT	3	-	-	-	-	3	2	-	1
FRAUD	15	3	3	-	-	12	8	-	4
AUTO THEFT	5	-	-	-	-	5	4	-	1
FORGERY, COUNTERFEIT.	4	2	2	-	-	2	2	-	-
SEX OFFENSES	-	-	-	-	-	-	-	-	-
MARIHUANA	1	-	-	-	-	1	1	-	-
NARCOTICS	4	1	1	-	-	3	3	-	-
WEAPONS AND FIREARMS	23	9	7	-	2	14	11	-	3
ESCAPE	1	1	1	-	-	-	-	-	-
OTHER GENERAL OFFENSES	946	40	2	24	14	906	864	36	6
IMMIGRATION LAWS	-	-	-	-	-	-	-	-	-
LIQUOR, INTERNAL REV.	10	4	2	-	2	6	5	-	1
SELECTIVE SERVICE ACT	-	-	-	-	-	-	-	-	-
OTHER SPECIAL OFFENSES (FEDERAL STATUTES)	92	7	6	-	1	85	67	18	-
<b>GEORGIA SOUTHERN TOTAL</b>	<b>1,028</b>	<b>141</b>	<b>66</b>	<b>48</b>	<b>27</b>	<b>887</b>	<b>259</b>	<b>579</b>	<b>49</b>
HOMICIDE	2	1	1	-	-	1	1	-	-
ROBBERY	14	5	2	-	3	9	6	1	2
ASSAULT	1	-	-	-	-	1	1	-	-
BURGLARY	-	-	-	-	-	-	-	-	-
LARCENY AND THEFT	64	16	11	1	4	48	44	2	2
EMBEZZLEMENT	7	-	-	-	-	7	7	-	-
FRAUD	29	8	7	-	1	21	18	-	3
AUTO THEFT	7	-	-	-	-	7	3	1	3
FORGERY, COUNTERFEIT.	22	3	2	-	1	19	16	1	-
SEX OFFENSES	1	-	-	-	-	1	1	-	-
MARIHUANA	21	3	2	-	1	18	2	-	16
NARCOTICS	31	8	5	-	3	23	3	-	20
WEAPONS AND FIREARMS	19	7	5	-	2	12	11	1	-
ESCAPE	2	-	-	-	-	2	1	-	1
OTHER GENERAL OFFENSES	759	75	23	46	6	684	122	561	1
IMMIGRATION LAWS	-	-	-	-	-	-	-	-	-
LIQUOR, INTERNAL REV.	5	1	-	-	1	4	4	-	-
SELECTIVE SERVICE ACT	-	-	-	-	-	-	-	-	-
OTHER SPECIAL OFFENSES (FEDERAL STATUTES)	44	14	8	1	5	30	17	12	1
<b>LOUISIANA EASTERN TOTAL</b>	<b>394</b>	<b>68</b>	<b>47</b>	<b>2</b>	<b>19</b>	<b>326</b>	<b>278</b>	<b>-</b>	<b>48</b>
HOMICIDE	-	-	-	-	-	-	-	-	-
ROBBERY	7	1	1	-	-	6	6	-	-
ASSAULT	-	-	-	-	-	-	-	-	-
BURGLARY	-	-	-	-	-	-	-	-	-
LARCENY AND THEFT	63	6	5	-	1	57	56	-	1
EMBEZZLEMENT	47	-	-	-	-	47	41	-	6
FRAUD	73	20	12	1	7	63	46	-	7
AUTO THEFT	4	2	2	-	-	2	2	-	-
FORGERY, COUNTERFEIT.	22	3	2	-	1	19	16	-	3
SEX OFFENSES	-	-	-	-	-	-	-	-	-
MARIHUANA	16	4	2	-	2	12	7	-	5
NARCOTICS	50	6	5	-	-	44	42	-	12
WEAPONS AND FIREARMS	19	2	2	-	-	17	17	-	-
ESCAPE	8	-	-	-	-	8	8	-	-
OTHER GENERAL OFFENSES	21	8	3	1	4	13	2	-	11
IMMIGRATION LAWS	14	5	5	-	-	9	9	-	-
LIQUOR, INTERNAL REV.	-	-	-	-	-	-	-	-	-
SELECTIVE SERVICE ACT	-	-	-	-	-	-	-	-	-
OTHER SPECIAL OFFENSES (FEDERAL STATUTES)	40	11	7	-	4	29	26	-	3

**TABLE 1**  
**UNITED STATES DISTRICT COURTS**  
**CRIMINAL DEFENDANTS DISPOSED OF BY TYPE OF DISPOSITION**  
**TWELVE MONTH PERIOD ENDED JUNE 30, 1979.**

DISTRICT AND OFFENSE	TOTAL DEFENDANTS	NOT CONVICTED				CONVICTED AND SENTENCED			
		TOTAL	DIS-MISSED	ACQUITTED BY		TOTAL	PLEA OF GUILTY OR NOLO CONTENDERE	CONVICTED BY	
				COURT	JURY			COURT	JURY
<b>LOUISIANA MIDDLE TOTAL</b>	<b>52</b>	<b>4</b>	<b>2</b>	<b>1</b>	<b>1</b>	<b>48</b>	<b>44</b>	<b>-</b>	<b>4</b>
HOMICIDE	-	-	-	-	-	-	-	-	-
ROBBERY	2	-	-	-	-	2	2	-	-
ASSAULT	1	-	-	-	-	-	-	-	-
BURGLARY	1	1	1	-	-	-	-	-	-
LARCENY AND THEFT	9	1	-	1	-	8	8	-	-
EMBEZZLEMENT	4	-	-	-	-	4	4	-	-
FRAUD	12	-	-	-	-	12	11	-	1
AUTO THEFT	-	-	-	-	-	-	-	-	-
FORGERY, COUNTERFEIT.	1	-	-	-	-	1	1	-	-
SEX OFFENSES	-	-	-	-	-	-	-	-	-
MARIHUANA	-	-	-	-	-	-	-	-	-
NARCOTICS	13	-	-	-	-	13	13	-	-
WEAPONS AND FIREARMS	2	-	-	-	-	2	1	-	1
ESCAPE	2	1	-	-	1	1	-	-	1
OTHER GENERAL OFFENSES	1	-	-	-	-	1	-	-	1
IMMIGRATION LAWS	-	-	-	-	-	-	-	-	-
LIQUOR, INTERNAL REV.	-	-	-	-	-	-	-	-	-
SELECTIVE SERVICE ACT	-	-	-	-	-	-	-	-	-
OTHER SPECIAL OFFENSES (FEDERAL STATUTES)	5	1	1	-	-	4	4	-	-
<b>LOUISIANA WESTERN TOTAL</b>	<b>180</b>	<b>35</b>	<b>30</b>	<b>1</b>	<b>4</b>	<b>145</b>	<b>129</b>	<b>5</b>	<b>11</b>
HOMICIDE	1	-	-	-	-	1	1	-	-
ROBBERY	6	1	1	-	-	5	5	-	-
ASSAULT	2	1	1	-	-	1	1	-	-
BURGLARY	-	-	-	-	-	-	-	-	-
LARCENY AND THEFT	37	6	6	-	-	31	28	2	1
EMBEZZLEMENT	19	1	1	-	-	18	16	-	2
FRAUD	30	5	4	-	1	25	24	-	1
AUTO THEFT	3	-	-	-	-	3	2	-	1
FORGERY, COUNTERFEIT.	25	4	4	-	-	21	18	-	3
SEX OFFENSES	-	-	-	-	-	-	-	-	-
MARIHUANA	6	1	1	-	-	5	5	-	-
NARCOTICS	1	-	-	-	-	1	1	-	-
WEAPONS AND FIREARMS	9	1	1	-	-	8	7	1	-
ESCAPE	6	1	1	-	-	5	3	-	2
OTHER GENERAL OFFENSES	16	5	3	-	2	11	9	1	1
IMMIGRATION LAWS	-	-	-	-	-	-	-	-	-
LIQUOR, INTERNAL REV.	-	-	-	-	-	-	-	-	-
SELECTIVE SERVICE ACT	-	-	-	-	-	-	-	-	-
OTHER SPECIAL OFFENSES (FEDERAL STATUTES)	19	9	7	1	1	10	9	1	-
<b>MISSISSIPPI NORTHEAST TOTAL</b>	<b>85</b>	<b>14</b>	<b>6</b>	<b>-</b>	<b>8</b>	<b>71</b>	<b>56</b>	<b>1</b>	<b>34</b>
HOMICIDE	-	-	-	-	-	-	-	-	-
ROBBERY	2	-	-	-	-	2	1	-	1
ASSAULT	-	-	-	-	-	-	-	-	-
BURGLARY	-	-	-	-	-	-	-	-	-
LARCENY AND THEFT	4	-	-	-	-	4	4	-	-
EMBEZZLEMENT	7	3	1	-	2	4	4	-	-
FRAUD	22	3	-	-	3	19	18	-	1
AUTO THEFT	3	-	-	-	-	3	-	-	3
FORGERY, COUNTERFEIT.	7	1	1	-	-	6	6	-	-
SEX OFFENSES	-	-	-	-	-	-	-	-	-
MARIHUANA	-	-	-	-	-	-	-	-	-
NARCOTICS	1	1	-	-	1	-	-	-	-
WEAPONS AND FIREARMS	22	6	4	-	2	16	13	1	2
ESCAPE	2	-	-	-	-	2	2	-	-
OTHER GENERAL OFFENSES	9	-	-	-	-	9	2	-	7
IMMIGRATION LAWS	-	-	-	-	-	-	-	-	-
LIQUOR, INTERNAL REV.	-	-	-	-	-	-	-	-	-
SELECTIVE SERVICE ACT	-	-	-	-	-	-	-	-	-
OTHER SPECIAL OFFENSES (FEDERAL STATUTES)	6	-	-	-	-	6	6	-	-

TABLE 1  
UNITED STATES DISTRICT COURTS  
CRIMINAL DEFENDANTS DISPOSED OF BY TYPE OF DISPOSITION  
TWELVE MONTH PERIOD ENDED JUNE 30, 1979.

DISTRICT AND OFFENSE	TOTAL DEFENDANTS	NOT CONVICTED				CONVICTED AND SENTENCED			
		TOTAL	DIS-MISSED	ACQUITTED BY		TOTAL	PLEA OF GUILTY OR Nolo CONTENDERE	CONVICTED BY	
				COURT	JURY			COURT	JURY
MISSISSIPPI SOUTHERN TOTAL	86	15	11	-	4	71	63	-	8
HOMICIDE	1	-	-	-	-	1	-	-	1
ROBBERY	4	-	-	-	-	4	-	-	-
ASSAULT	3	-	-	-	-	3	-	-	-
BURGLARY	-	-	-	-	-	-	-	-	2
LARCENY AND THEFT	7	-	-	-	-	7	-	-	-
EMBEZZLEMENT	4	-	-	-	-	4	-	-	1
FRAUD	21	7	4	-	-	14	14	-	-
AUTO THEFT	1	-	-	-	-	1	-	-	-
FORGERY, COUNTERFEIT.	9	3	3	-	-	6	6	-	1
SEX OFFENSES	-	-	-	-	-	-	-	-	-
MARIHUANA	1	-	-	-	-	1	-	-	-
NARCOTICS	6	3	3	-	-	3	3	-	-
WEAPONS AND FIREARMS	15	-	-	-	-	15	14	-	1
ESCAPE	-	-	-	-	-	-	-	-	-
OTHER GENERAL OFFENSES	6	1	1	-	-	5	3	-	2
IMMIGRATION LAWS	-	-	-	-	-	-	-	-	-
LIQUOR, INTERNAL REV.	-	-	-	-	-	-	-	-	-
SELECTIVE SERVICE ACT	-	-	-	-	-	-	-	-	-
OTHER SPECIAL OFFENSES (FEDERAL STATUTES)	8	1	-	-	1	7	7	-	-
TEXAS NORTHERN TOTAL	621	86	73	1	12	535	483	6	46
HOMICIDE	-	-	-	-	-	-	-	-	-
ROBBERY	1	-	-	-	-	1	-	-	-
ASSAULT	4	1	1	-	-	3	-	-	1
BURGLARY	-	-	-	-	-	-	-	-	-
LARCENY AND THEFT	85	8	6	-	2	77	-	-	-
EMBEZZLEMENT	28	1	-	-	-	27	75	-	2
FRAUD	146	15	10	-	1	131	117	-	1
AUTO THEFT	13	-	-	-	-	13	13	-	13
FORGERY, COUNTERFEIT.	82	9	8	-	-	73	72	-	-
SEX OFFENSES	-	-	-	-	-	-	-	-	-
MARIHUANA	27	7	7	-	-	20	17	-	-
NARCOTICS	76	9	8	-	-	67	53	2	12
WEAPONS AND FIREARMS	24	4	4	-	-	20	15	1	4
ESCAPE	43	8	8	-	-	35	31	2	2
OTHER GENERAL OFFENSES	28	10	9	-	1	18	10	-	5
IMMIGRATION LAWS	-	-	-	-	-	-	-	-	-
LIQUOR, INTERNAL REV.	-	-	-	-	-	-	-	-	-
SELECTIVE SERVICE ACT	-	-	-	-	-	-	-	-	-
OTHER SPECIAL OFFENSES (FEDERAL STATUTES)	39	9	8	-	1	30	28	-	2
TEXAS EASTERN TOTAL	183	33	29	-	4	150	129	2	19
HOMICIDE	3	-	-	-	-	3	1	1	1
ROBBERY	1	-	-	-	-	1	-	-	-
ASSAULT	3	1	-	-	-	2	1	-	-
BURGLARY	2	-	-	-	-	2	-	-	-
LARCENY AND THEFT	23	1	1	-	-	22	19	-	3
EMBEZZLEMENT	9	1	1	-	-	8	8	-	-
FRAUD	30	13	13	-	-	17	14	-	3
AUTO THEFT	13	-	-	-	-	13	10	-	-
FORGERY, COUNTERFEIT.	17	2	2	-	-	15	14	-	1
SEX OFFENSES	-	-	-	-	-	-	-	-	-
MARIHUANA	5	1	1	-	-	4	4	-	-
NARCOTICS	4	1	1	-	-	3	3	-	-
WEAPONS AND FIREARMS	22	1	1	-	-	21	21	-	-
ESCAPE	17	-	-	-	-	17	17	-	-
OTHER GENERAL OFFENSES	13	5	4	-	1	8	1	-	7
IMMIGRATION LAWS	-	-	-	-	-	-	-	-	-
LIQUOR, INTERNAL REV.	-	-	-	-	-	-	-	-	-
SELECTIVE SERVICE ACT	-	-	-	-	-	-	-	-	-
OTHER SPECIAL OFFENSES (FEDERAL STATUTES)	20	7	5	-	2	13	12	-	1

TABLE 1  
UNITED STATES DISTRICT COURTS  
CRIMINAL DEFENDANTS DISPOSED OF BY TYPE OF DISPOSITION  
TWELVE MONTH PERIOD ENDED JUNE 30, 1979.

DISTRICT AND OFFENSE	TOTAL DEFENDANTS	NOT CONVICTED				CONVICTED AND SENTENCED			
		TOTAL	DIS-MISSED	ACQUITTED BY		TOTAL	PLEA OF GUILTY OR Nolo CONTENDERE	CONVICTED BY	
				COURT	JURY			COURT	JURY
TEXAS SOUTHERN TOTAL	1,974	334	282	2	50	1,640	1,476	39	125
HOMICIDE	-	-	-	-	-	-	-	-	-
ROBBERY	17	1	1	-	-	16	16	-	-
ASSAULT	10	1	1	-	-	9	5	1	3
BURGLARY	-	-	-	-	-	-	-	-	-
LARCENY AND THEFT	31	6	5	-	1	25	20	3	2
EMBEZZLEMENT	58	10	9	-	1	48	45	1	2
FRAUD	165	40	33	-	7	125	116	-	9
AUTO THEFT	25	3	2	-	1	22	19	-	3
FORGERY, COUNTERFEIT.	52	14	12	-	2	38	34	1	3
SEX OFFENSES	-	-	-	-	-	-	-	-	-
MARIHUANA	427	102	84	1	17	325	264	18	43
NARCOTICS	184	40	35	1	4	144	111	6	27
WEAPONS AND FIREARMS	58	12	10	-	2	46	40	3	3
ESCAPE	45	11	11	-	-	34	29	1	4
OTHER GENERAL OFFENSES	33	18	18	-	-	15	10	-	5
IMMIGRATION LAWS	765	55	51	-	4	710	689	4	17
LIQUOR, INTERNAL REV.	-	-	-	-	-	-	-	-	-
SELECTIVE SERVICE ACT	-	-	-	-	-	-	-	-	-
OTHER SPECIAL OFFENSES (FEDERAL STATUTES)	104	21	10	-	11	83	78	1	4
TEXAS WESTERN TOTAL	1,174	381	356	4	21	793	639	46	108
HOMICIDE	3	-	-	-	-	3	2	-	1
ROBBERY	13	5	5	-	-	8	6	-	2
ASSAULT	13	6	6	-	-	7	5	1	1
BURGLARY	6	2	2	-	-	4	4	-	-
LARCENY AND THEFT	101	22	20	1	1	79	65	10	4
EMBEZZLEMENT	14	3	1	-	2	11	11	-	-
FRAUD	101	21	20	-	1	80	66	1	13
AUTO THEFT	9	-	-	-	-	9	5	-	-
FORGERY, COUNTERFEIT.	53	17	17	-	-	36	32	2	2
SEX OFFENSES	5	2	2	-	-	3	3	-	-
MARIHUANA	170	59	49	2	8	111	80	10	21
NARCOTICS	245	77	72	1	4	168	132	6	30
WEAPONS AND FIREARMS	46	13	13	-	-	33	26	2	5
ESCAPE	67	20	20	-	-	47	43	2	2
OTHER GENERAL OFFENSES	32	24	24	-	-	8	7	-	1
IMMIGRATION LAWS	251	89	85	-	4	162	130	11	21
LIQUOR, INTERNAL REV.	-	-	-	-	-	-	-	-	-
SELECTIVE SERVICE ACT	-	-	-	-	-	-	-	-	-
OTHER SPECIAL OFFENSES (FEDERAL STATUTES)	45	21	20	-	1	24	22	1	1
CANAL ZONE TOTAL	281	53	42	4	7	228	186	20	22
HOMICIDE	4	1	1	-	-	3	3	-	-
ROBBERY	20	-	-	-	-	20	8	11	1
ASSAULT	14	4	2	1	1	10	8	1	1
BURGLARY	44	2	1	-	1	42	41	-	1
LARCENY AND THEFT	42	9	8	2	2	33	23	1	9
EMBEZZLEMENT	9	-	-	-	-	9	7	-	2
FRAUD	7	3	3	-	-	4	4	-	-
AUTO THEFT	1	-	-	-	-	1	-	-	1
FORGERY, COUNTERFEIT.	8	2	2	-	-	6	3	-	3
SEX OFFENSES	4	1	1	-	-	3	2	-	1
MARIHUANA	76	10	8	-	2	66	61	2	3
NARCOTICS	16	3	3	-	-	13	11	2	-
WEAPONS AND FIREARMS	1	-	-	-	-	1	-	1	-
ESCAPE	8	2	2	-	-	6	6	-	-
OTHER GENERAL OFFENSES	23	14	13	1	-	9	7	2	-
IMMIGRATION LAWS	2	1	1	-	-	1	1	-	-
LIQUOR, INTERNAL REV.	-	-	-	-	-	-	-	-	-
SELECTIVE SERVICE ACT	-	-	-	-	-	-	-	-	-
OTHER SPECIAL OFFENSES (FEDERAL STATUTES)	2	1	-	-	1	1	1	-	-



**TABLE 1**  
**UNITED STATES DISTRICT COURTS**  
**CRIMINAL DEFENDANTS DISPOSED OF BY TYPE OF DISPOSITION**  
**TWELVE MONTH PERIOD ENDED JUNE 30, 1979.**

DISTRICT AND OFFENSE	TOTAL DEFENDANTS	NOT CONVICTED				CONVICTED AND SENTENCED			
		TOTAL	DIS-MISSED	ACQUITTED BY		TOTAL	PLEA OF GUILTY OR NOLO CONTENDERE	CONVICTED BY	
				COURT	JURY			COURT	JURY
<b>KENTUCKY EASTERN TOTAL</b>	<b>282</b>	<b>60</b>	<b>48</b>	<b>1</b>	<b>11</b>	<b>222</b>	<b>174</b>	<b>4</b>	<b>44</b>
HOMICIDE	1	-	-	-	-	1	-	-	1
ROBBERY	8	2	2	-	-	6	4	-	2
ASSAULT	3	2	2	-	-	1	-	-	1
BURGLARY	1	-	-	-	-	1	1	-	-
LARCENY AND THEFT	31	3	2	-	1	28	27	-	1
EMBEZZLEMENT	4	-	-	-	-	4	4	-	-
FRAUD	28	1	1	-	-	27	23	-	4
AUTO THEFT	23	5	8	-	1	14	12	-	2
FORGERY, COUNTERFEIT.	24	5	3	-	-	19	19	-	-
SEX OFFENSES	-	-	-	-	2	-	-	-	-
MARIHUANA	3	2	2	-	-	-	-	-	-
NARCOTICS	12	1	1	-	-	1	-	-	1
WEAPONS AND FIREARMS	33	7	5	1	1	11	7	-	4
ESCAPE	20	1	1	-	-	19	16	4	8
OTHER GENERAL OFFENSES	37	5	3	-	2	32	17	-	15
IMMIGRATION LAWS	-	-	-	-	-	-	-	-	-
LIQUOR, INTERNAL REV.	5	3	1	-	2	2	2	-	-
SELECTIVE SERVICE ACT	-	-	-	-	-	-	-	-	-
OTHER SPECIAL OFFENSES (FEDERAL STATUTES)	49	19	17	-	2	30	28	-	2
<b>KENTUCKY WESTERN TOTAL</b>	<b>604</b>	<b>118</b>	<b>95</b>	<b>6</b>	<b>17</b>	<b>486</b>	<b>457</b>	<b>8</b>	<b>21</b>
HOMICIDE	-	-	-	-	-	-	-	-	-
ROBBERY	13	1	1	-	-	12	10	-	2
ASSAULT	7	1	-	-	1	6	6	-	-
BURGLARY	3	1	1	-	-	2	2	-	-
LARCENY AND THEFT	244	33	23	4	6	211	203	6	2
EMBEZZLEMENT	8	1	-	-	1	7	7	-	-
FRAUD	60	9	8	-	-	51	46	-	5
AUTO THEFT	21	5	4	-	1	16	16	-	-
FORGERY, COUNTERFEIT.	48	10	10	-	-	38	36	-	2
SEX OFFENSES	8	5	5	-	-	3	3	-	-
MARIHUANA	24	8	8	-	-	16	16	-	-
NARCOTICS	9	-	-	-	-	9	8	1	-
WEAPONS AND FIREARMS	34	9	5	-	4	25	20	-	5
ESCAPE	20	5	3	2	-	15	15	-	-
OTHER GENERAL OFFENSES	43	11	11	-	-	32	28	-	4
IMMIGRATION LAWS	3	1	1	-	-	2	2	-	-
LIQUOR, INTERNAL REV.	-	-	-	-	-	-	-	-	-
SELECTIVE SERVICE ACT	-	-	-	-	-	-	-	-	-
OTHER SPECIAL OFFENSES (FEDERAL STATUTES)	59	18	15	-	3	41	39	1	1
<b>MICHIGAN EASTERN TOTAL</b>	<b>938</b>	<b>274</b>	<b>243</b>	<b>1</b>	<b>30</b>	<b>664</b>	<b>549</b>	<b>13</b>	<b>102</b>
HOMICIDE	-	-	-	-	-	-	-	-	-
ROBBERY	36	8	6	-	2	28	23	1	4
ASSAULT	5	1	1	-	-	4	3	1	-
BURGLARY	3	-	-	-	-	3	3	-	-
LARCENY AND THEFT	77	25	24	-	1	52	43	-	9
EMBEZZLEMENT	30	6	5	-	1	24	24	-	-
FRAUD	175	52	50	-	2	123	99	-	24
AUTO THEFT	14	2	2	-	-	12	10	-	2
FORGERY, COUNTERFEIT.	112	25	21	-	4	87	76	2	9
SEX OFFENSES	-	-	-	-	-	-	-	-	-
MARIHUANA	-	-	-	-	-	-	-	-	-
NARCOTICS	31	13	9	-	4	18	13	-	5
WEAPONS AND FIREARMS	212	69	68	-	1	143	114	4	25
ESCAPE	80	16	11	1	4	64	53	1	10
OTHER GENERAL OFFENSES	10	3	3	-	-	7	6	-	1
IMMIGRATION LAWS	21	32	23	-	9	39	27	1	11
LIQUOR, INTERNAL REV.	71	3	3	-	-	18	17	-	1
SELECTIVE SERVICE ACT	1	1	1	-	-	-	-	-	-
OTHER SPECIAL OFFENSES (FEDERAL STATUTES)	60	18	16	-	2	42	38	3	1

**TABLE 1**  
**UNITED STATES DISTRICT COURTS**  
**CRIMINAL DEFENDANTS DISPOSED OF BY TYPE OF DISPOSITION**  
**TWELVE MONTH PERIOD ENDED JUNE 30, 1979.**

DISTRICT AND OFFENSE	TOTAL DEFENDANTS	NOT CONVICTED				CONVICTED AND SENTENCED			
		TOTAL	DIS-MISSED	ACQUITTED BY		TOTAL	PLEA OF GUILTY OR NOLO CONTENDERE	CONVICTED BY	
				COURT	JURY			COURT	JURY
<b>MICHIGAN WESTERN TOTAL</b>	<b>217</b>	<b>34</b>	<b>30</b>	<b>-</b>	<b>4</b>	<b>183</b>	<b>164</b>	<b>4</b>	<b>15</b>
HOMICIDE	1	-	-	-	-	1	1	-	-
ROBBERY	8	-	-	-	-	8	6	-	2
ASSAULT	3	1	1	-	-	2	1	-	1
BURGLARY	-	-	-	-	-	-	-	-	-
LARCENY AND THEFT	34	5	4	-	1	29	26	1	2
EMBEZZLEMENT	17	-	-	-	-	17	17	-	-
FRAUD	39	5	5	-	-	34	30	2	2
AUTO THEFT	38	2	2	-	-	36	35	-	1
FORGERY, COUNTERFEIT.	2	1	-	-	1	1	-	-	1
SEX OFFENSES	-	-	-	-	-	-	-	-	-
MARIHUANA	33	17	15	-	2	16	13	-	3
NARCOTICS	9	2	2	-	-	7	5	1	1
WEAPONS AND FIREARMS	-	-	-	-	-	-	-	-	-
ESCAPE	3	-	-	-	-	3	1	-	2
OTHER GENERAL OFFENSES	2	-	-	-	-	2	2	-	-
IMMIGRATION LAWS	-	-	-	-	-	-	-	-	-
LIQUOR, INTERNAL REV.	-	-	-	-	-	-	-	-	-
SELECTIVE SERVICE ACT	-	-	-	-	-	-	-	-	-
OTHER SPECIAL OFFENSES (FEDERAL STATUTES)	23	1	1	-	-	22	22	-	-
<b>OHIO NORTHERN TOTAL</b>	<b>456</b>	<b>73</b>	<b>60</b>	<b>1</b>	<b>12</b>	<b>363</b>	<b>354</b>	<b>1</b>	<b>28</b>
HOMICIDE	-	-	-	-	-	-	-	-	-
ROBBERY	28	5	5	-	-	23	21	-	2
ASSAULT	2	-	-	-	-	2	2	-	-
BURGLARY	-	-	-	-	-	-	-	-	-
LARCENY AND THEFT	42	2	2	-	-	40	36	1	3
EMBEZZLEMENT	45	4	4	-	-	41	38	-	3
FRAUD	89	9	8	-	1	80	72	-	8
AUTO THEFT	13	2	1	1	-	11	10	-	1
FORGERY, COUNTERFEIT.	51	3	3	-	-	48	48	-	-
SEX OFFENSES	-	-	-	-	-	-	-	-	-
MARIHUANA	1	-	-	-	-	1	1	-	-
NARCOTICS	16	4	4	-	-	12	10	-	2
WEAPONS AND FIREARMS	59	9	8	-	1	50	45	-	5
ESCAPE	-	-	-	-	-	-	-	-	-
OTHER GENERAL OFFENSES	39	21	19	-	2	18	15	-	3
IMMIGRATION LAWS	3	1	1	-	-	2	2	-	-
LIQUOR, INTERNAL REV.	-	-	-	-	-	-	-	-	-
SELECTIVE SERVICE ACT	-	-	-	-	-	-	-	-	-
OTHER SPECIAL OFFENSES (FEDERAL STATUTES)	68	13	5	-	8	55	54	-	1
<b>OHIO SOUTHERN TOTAL</b>	<b>313</b>	<b>35</b>	<b>24</b>	<b>-</b>	<b>11</b>	<b>278</b>	<b>245</b>	<b>3</b>	<b>30</b>
HOMICIDE	-	-	-	-	-	-	-	-	-
ROBBERY	37	7	6	-	1	30	29	-	1
ASSAULT	3	2	1	-	1	1	1	-	-
BURGLARY	1	-	-	-	-	1	1	-	-
LARCENY AND THEFT	53	5	4	-	1	48	42	1	5
EMBEZZLEMENT	34	2	1	-	1	32	32	-	-
FRAUD	59	3	3	-	-	56	49	-	7
AUTO THEFT	8	1	-	-	1	7	5	-	2
FORGERY, COUNTERFEIT.	51	3	3	-	-	48	45	1	2
SEX OFFENSES	-	-	-	-	-	-	-	-	-
MARIHUANA	-	-	-	-	-	-	-	-	-
NARCOTICS	12	-	-	-	-	12	8	-	4
WEAPONS AND FIREARMS	15	2	2	-	-	13	13	-	-
ESCAPE	3	-	-	-	-	3	1	-	2
OTHER GENERAL OFFENSES	20	3	-	-	3	17	12	-	5
IMMIGRATION LAWS	2	-	-	-	-	2	1	1	-
LIQUOR, INTERNAL REV.	-	-	-	-	-	-	-	-	-
SELECTIVE SERVICE ACT	-	-	-	-	-	-	-	-	-
OTHER SPECIAL OFFENSES (FEDERAL STATUTES)	15	7	4	-	3	8	6	-	2

**TABLE 1**  
**UNITED STATES DISTRICT COURTS**  
**CRIMINAL DEFENDANTS DISPOSED OF BY TYPE OF DISPOSITION**  
**TWELVE MONTH PERIOD ENDED JUNE 30, 1979.**

DISTRICT AND OFFENSE	TOTAL DEFENDANTS	NOT CONVICTED				CONVICTED AND SENTENCED			
		TOTAL	DIS-MISSED	ACQUITTED BY		TOTAL	PLEA OF GUILTY OR NOLO CONTENDERE	CONVICTED BY	
				COURT	JURY			COURT	JURY
<b>TENNESSEE EASTERN TOTAL</b>	<b>201</b>	<b>51</b>	<b>34</b>	<b>3</b>	<b>14</b>	<b>150</b>	<b>133</b>	<b>4</b>	<b>13</b>
HOMICIDE	-	-	-	-	-	-	-	-	-
ROBBERY	12	1	1	-	-	11	11	-	-
ASSAULT	3	1	1	-	-	2	1	-	1
BURGLARY	-	-	-	-	-	-	-	-	-
LARCENY AND THEFT	29	12	7	-	5	17	14	-	3
EMBEZZLEMENT	14	-	-	-	-	14	14	-	-
FRAUD	38	8	5	-	3	30	28	-	2
AUTO THEFT	8	1	1	-	-	7	6	-	1
FORGERY, COUNTERFEIT.	23	1	-	-	1	22	22	-	-
SEX OFFENSES	-	-	-	-	-	-	-	-	-
MARIHUANA	1	-	-	-	-	1	1	-	-
NARCOTICS	5	2	2	-	-	3	2	-	1
WEAPONS AND FIREARMS	24	9	6	-	3	15	14	-	1
ESCAPE	5	1	1	-	-	4	4	-	-
OTHER GENERAL OFFENSES	15	7	4	3	-	8	4	-	4
IMMIGRATION LAWS	-	-	-	-	-	-	-	-	-
LIQUOR, INTERNAL REV.	2	-	-	-	-	2	2	-	-
SELECTIVE SERVICE ACT	-	-	-	-	-	-	-	-	-
OTHER SPECIAL OFFENSES (FEDERAL STATUTES)	22	8	6	-	2	14	10	4	-
<b>TENNESSEE MIDDLE TOTAL</b>	<b>325</b>	<b>67</b>	<b>62</b>	<b>-</b>	<b>5</b>	<b>258</b>	<b>214</b>	<b>12</b>	<b>32</b>
HOMICIDE	-	-	-	-	-	-	-	-	-
ROBBERY	5	2	2	-	-	3	3	-	-
ASSAULT	1	-	-	-	-	1	1	-	-
BURGLARY	-	-	-	-	-	-	-	-	-
LARCENY AND THEFT	23	7	7	-	-	16	15	1	-
EMBEZZLEMENT	9	1	1	-	-	8	7	-	1
FRAUD	59	19	19	-	-	40	35	1	4
AUTO THEFT	10	2	2	-	-	8	7	-	1
FORGERY, COUNTERFEIT.	31	4	4	-	-	27	23	-	4
SEX OFFENSES	3	-	-	-	-	3	3	-	-
MARIHUANA	6	2	2	-	-	4	2	1	1
NARCOTICS	22	3	1	-	2	19	8	2	9
WEAPONS AND FIREARMS	38	7	6	-	1	31	24	1	6
ESCAPE	10	2	1	-	1	8	8	-	-
OTHER GENERAL OFFENSES	73	12	11	-	1	61	52	5	4
IMMIGRATION LAWS	-	-	-	-	-	-	-	-	-
LIQUOR, INTERNAL REV.	-	-	-	-	-	-	-	-	-
SELECTIVE SERVICE ACT	-	-	-	-	-	-	-	-	-
OTHER SPECIAL OFFENSES (FEDERAL STATUTES)	35	6	6	-	-	29	26	1	2
<b>TENNESSEE WESTERN TOTAL</b>	<b>404</b>	<b>72</b>	<b>54</b>	<b>-</b>	<b>18</b>	<b>332</b>	<b>276</b>	<b>2</b>	<b>54</b>
HOMICIDE	-	-	-	-	-	-	-	-	-
ROBBERY	4	2	2	-	-	2	2	-	-
ASSAULT	4	-	-	-	-	4	3	-	1
BURGLARY	-	-	-	-	-	-	-	-	-
LARCENY AND THEFT	32	6	4	-	-	26	21	1	4
EMBEZZLEMENT	13	-	-	-	2	13	13	-	-
FRAUD	86	12	6	-	6	74	69	-	5
AUTO THEFT	13	-	-	-	-	13	10	-	3
FORGERY, COUNTERFEIT.	111	7	5	-	2	104	92	-	12
SEX OFFENSES	-	-	-	-	-	-	-	-	-
MARIHUANA	2	-	-	-	-	2	-	-	2
NARCOTICS	31	5	5	-	-	26	20	-	6
WEAPONS AND FIREARMS	12	2	2	-	-	10	6	1	3
ESCAPE	15	2	2	-	-	13	12	-	1
OTHER GENERAL OFFENSES	14	6	5	-	1	8	2	-	6
IMMIGRATION LAWS	1	-	-	-	-	1	1	-	-
LIQUOR, INTERNAL REV.	-	-	-	-	-	-	-	-	-
SELECTIVE SERVICE ACT	-	-	-	-	-	-	-	-	-
OTHER SPECIAL OFFENSES (FEDERAL STATUTES)	66	30	23	-	7	36	25	-	11

**TABLE 1**  
**UNITED STATES DISTRICT COURTS**  
**CRIMINAL DEFENDANTS DISPOSED OF BY TYPE OF DISPOSITION**  
**TWELVE MONTH PERIOD ENDED JUNE 30, 1979.**

DISTRICT AND OFFENSE	TOTAL DEFENDANTS	NOT CONVICTED				CONVICTED AND SENTENCED			
		TOTAL	DIS-MISSED	ACQUITTED BY		TOTAL	PLEA OF GUILTY OR NOLO CONTENDERE	CONVICTED BY	
				COURT	JURY			COURT	JURY
<b>ILLINOIS NORTHERN TOTAL</b>	<b>924</b>	<b>109</b>	<b>63</b>	<b>10</b>	<b>36</b>	<b>815</b>	<b>636</b>	<b>72</b>	<b>108</b>
HOMICIDE	1	1	1	-	-	-	-	-	-
ROBBERY	26	3	2	-	1	23	17	3	3
ASSAULT	4	1	1	-	-	3	2	1	-
BURGLARY	-	-	-	-	-	-	-	-	-
LARCENY AND THEFT	116	10	4	2	4	106	77	12	17
EMBEZZLEMENT	46	3	3	-	-	43	34	4	5
FRAUD	218	23	14	-	9	195	160	15	20
AUTO THEFT	8	1	1	-	-	7	6	-	1
FORGERY, COUNTERFEIT.	99	6	2	-	4	93	85	6	2
SEX OFFENSES	-	-	-	-	-	-	-	-	-
MARIHUANA	3	2	2	-	-	1	1	-	-
NARCOTICS	166	26	14	6	6	140	100	13	27
WEAPONS AND FIREARMS	67	10	7	2	1	57	36	12	9
ESCAPE	5	1	1	-	-	4	4	-	-
OTHER GENERAL OFFENSES	59	9	4	-	5	50	29	5	16
IMMIGRATION LAWS	22	4	1	-	3	18	18	-	-
LIQUOR, INTERNAL REV.	-	-	-	-	-	-	-	-	-
SELECTIVE SERVICE ACT	-	-	-	-	-	-	-	-	-
OTHER SPECIAL OFFENSES (FEDERAL STATUTES)	84	9	6	-	3	75	66	1	8
<b>ILLINOIS CENTRAL* TOTAL</b>	<b>190</b>	<b>28</b>	<b>19</b>	<b>2</b>	<b>7</b>	<b>162</b>	<b>133</b>	<b>1</b>	<b>28</b>
HOMICIDE	4	-	-	-	-	4	4	-	-
ROBBERY	6	-	-	-	-	6	5	-	1
ASSAULT	4	1	1	-	-	3	3	-	-
BURGLARY	-	-	-	-	-	-	-	-	-
LARCENY AND THEFT	24	2	1	-	1	22	21	-	1
EMBEZZLEMENT	26	6	3	1	2	20	13	-	7
FRAUD	23	4	2	1	1	19	12	1	6
AUTO THEFT	4	1	1	-	-	3	3	-	-
FORGERY, COUNTERFEIT.	25	3	2	-	1	22	20	-	2
SEX OFFENSES	-	-	-	-	-	-	-	-	-
MARIHUANA	-	-	-	-	-	-	-	-	-
NARCOTICS	12	2	2	-	-	10	8	-	2
WEAPONS AND FIREARMS	16	2	2	-	-	14	13	-	1
ESCAPE	5	1	1	-	-	4	4	-	-
OTHER GENERAL OFFENSES	20	5	3	-	2	15	11	-	4
IMMIGRATION LAWS	5	-	-	-	-	5	5	-	-
LIQUOR, INTERNAL REV.	-	-	-	-	-	-	-	-	-
SELECTIVE SERVICE ACT	-	-	-	-	-	-	-	-	-
OTHER SPECIAL OFFENSES (FEDERAL STATUTES)	16	1	1	-	-	15	11	-	4
<b>ILLINOIS SOUTHERN TOTAL</b>	<b>137</b>	<b>21</b>	<b>19</b>	<b>-</b>	<b>2</b>	<b>116</b>	<b>89</b>	<b>2</b>	<b>25</b>
HOMICIDE	4	-	-	-	-	4	-	-	4
ROBBERY	3	-	-	-	-	3	3	-	-
ASSAULT	2	1	-	-	1	1	-	-	1
BURGLARY	-	-	-	-	-	-	-	-	-
LARCENY AND THEFT	10	3	3	-	-	7	7	-	-
EMBEZZLEMENT	16	-	-	-	-	16	14	-	2
FRAUD	31	6	6	-	-	25	17	-	8
AUTO THEFT	1	-	-	-	-	1	1	-	-
FORGERY, COUNTERFEIT.	7	1	1	-	-	6	6	-	-
SEX OFFENSES	-	-	-	-	-	-	-	-	-
MARIHUANA	-	-	-	-	-	-	-	-	-
NARCOTICS	15	2	2	-	-	13	8	-	5
WEAPONS AND FIREARMS	10	2	1	-	1	8	5	2	1
ESCAPE	3	-	-	-	-	3	2	-	1
OTHER GENERAL OFFENSES	16	5	5	-	-	11	8	-	3
IMMIGRATION LAWS	16	-	-	-	-	16	16	-	-
LIQUOR, INTERNAL REV.	-	-	-	-	-	-	-	-	-
SELECTIVE SERVICE ACT	-	-	-	-	-	-	-	-	-
OTHER SPECIAL OFFENSES (FEDERAL STATUTES)	3	1	1	-	-	2	2	-	-

\* The Eastern and Southern Districts of Illinois were reorganized on April 1, 1979 pursuant to the provisions of the Federal District Court Organization Act of 1978 (P.L. 95-409). The data shown is for the new Central and Southern districts for the entire year.

**TABLE 1**  
**UNITED STATES DISTRICT COURTS**  
**CRIMINAL DEFENDANTS DISPOSED OF BY TYPE OF DISPOSITION**  
**TWELVE MONTH PERIOD ENDED JUNE 30, 1979.**

DISTRICT AND OFFENSE	TOTAL DEFENDANTS	NOT CONVICTED				CONVICTED AND SENTENCED			
		TOTAL	DIS-MISSED	ACQUITTED BY		TOTAL	PLEA OF GUILTY OR NOLO CONTENDERE	CONVICTED BY	
				COURT	JURY			COURT	JURY
<b>INDIANA NORTHERN TOTAL</b>	<b>248</b>	<b>48</b>	<b>36</b>	<b>1</b>	<b>11</b>	<b>200</b>	<b>156</b>	<b>5</b>	<b>39</b>
HOMICIDE	-	-	-	-	-	-	-	-	-
ROBBERY	8	-	-	-	-	8	7	-	1
ASSAULT	-	-	-	-	-	-	-	-	-
BURGLARY	-	-	-	-	-	-	-	-	-
LARCENY AND THEFT	55	15	12	-	3	40	37	-	3
EMBEZZLEMENT	9	-	-	-	-	9	9	-	-
FRAUD	36	7	3	-	4	29	24	-	5
AUTO THEFT	17	-	-	-	-	17	13	-	4
FORGERY, COUNTERFEIT, SEX OFFENSES	19	2	2	-	-	17	14	-	3
MARIHUANA	7	3	1	1	1	4	3	-	1
NARCOTICS	38	10	9	-	1	28	20	3	5
WEAPONS AND FIREARMS	15	-	-	-	-	15	14	2	3
ESCAPE	3	1	1	-	-	2	-	-	-
OTHER GENERAL OFFENSES	20	3	1	-	2	17	6	-	11
IMMIGRATION LAWS	3	2	2	-	-	1	1	-	-
LIQUOR, INTERNAL REV. SELECTIVE SERVICE ACT	-	-	-	-	-	-	-	-	-
OTHER SPECIAL OFFENSES (FEDERAL STATUTES)	13	5	5	-	-	8	5	-	3
<b>INDIANA SOUTHERN TOTAL</b>	<b>206</b>	<b>28</b>	<b>19</b>	<b>-</b>	<b>9</b>	<b>178</b>	<b>167</b>	<b>-</b>	<b>11</b>
HOMICIDE	1	-	-	-	-	1	1	-	-
ROBBERY	29	2	2	-	-	27	27	-	-
ASSAULT	2	1	1	-	-	1	1	-	-
BURGLARY	-	-	-	-	-	-	-	-	-
LARCENY AND THEFT	31	1	1	-	-	30	29	-	1
EMBEZZLEMENT	15	-	-	-	-	15	15	-	-
FRAUD	30	9	3	-	6	21	20	-	1
AUTO THEFT	12	1	-	-	1	11	9	-	2
FORGERY, COUNTERFEIT, SEX OFFENSES	18	2	2	-	-	16	16	-	-
MARIHUANA	1	-	-	-	-	1	1	-	-
NARCOTICS	29	8	8	-	-	21	18	-	3
WEAPONS AND FIREARMS	9	-	-	-	-	9	6	-	3
ESCAPE	12	-	-	-	-	12	12	-	-
OTHER GENERAL OFFENSES	9	-	-	-	-	9	8	-	1
IMMIGRATION LAWS	2	-	-	-	-	2	2	-	-
LIQUOR, INTERNAL REV. SELECTIVE SERVICE ACT	-	-	-	-	-	-	-	-	-
OTHER SPECIAL OFFENSES (FEDERAL STATUTES)	6	4	2	-	2	2	2	-	-
<b>WISCONSIN EASTERN TOTAL</b>	<b>226</b>	<b>37</b>	<b>29</b>	<b>-</b>	<b>8</b>	<b>189</b>	<b>148</b>	<b>23</b>	<b>18</b>
HOMICIDE	1	-	-	-	-	1	-	-	1
ROBBERY	2	1	1	-	-	1	-	-	1
ASSAULT	10	5	3	-	2	5	4	-	1
BURGLARY	2	1	-	-	1	1	1	-	-
LARCENY AND THEFT	11	2	2	-	-	9	9	-	-
EMBEZZLEMENT	16	1	1	-	-	15	15	-	-
FRAUD	99	2	2	-	-	97	86	3	8
AUTO THEFT	6	3	2	-	1	3	2	-	1
FORGERY, COUNTERFEIT, SEX OFFENSES	11	3	3	-	-	8	8	-	-
MARIHUANA	1	1	-	-	1	-	-	-	-
NARCOTICS	13	5	3	-	2	8	3	-	5
WEAPONS AND FIREARMS	17	9	8	-	1	8	8	-	-
ESCAPE	-	-	-	-	-	-	-	-	-
OTHER GENERAL OFFENSES	3	1	1	-	-	2	1	-	1
IMMIGRATION LAWS	1	1	1	-	-	-	-	-	-
LIQUOR, INTERNAL REV. SELECTIVE SERVICE ACT	-	-	-	-	-	-	-	-	-
OTHER SPECIAL OFFENSES (FEDERAL STATUTES)	33	2	2	-	-	31	11	20	-

**TABLE 1**  
**UNITED STATES DISTRICT COURTS**  
**CRIMINAL DEFENDANTS DISPOSED OF BY TYPE OF DISPOSITION**  
**TWELVE MONTH PERIOD ENDED JUNE 30, 1979.**

DISTRICT AND OFFENSE	TOTAL DEFENDANTS	NOT CONVICTED				CONVICTED AND SENTENCED			
		TOTAL	DIS-MISSED	ACQUITTED BY		TOTAL	PLEA OF GUILTY OR NOLO CONTENDERE	CONVICTED BY	
				COURT	JURY			COURT	JURY
<b>WISCONSIN WESTERN TOTAL</b>	<b>73</b>	<b>15</b>	<b>9</b>	<b>-</b>	<b>6</b>	<b>58</b>	<b>46</b>	<b>3</b>	<b>9</b>
HOMICIDE	-	-	-	-	-	-	-	-	-
ROBBERY	4	-	-	-	-	4	2	-	2
ASSAULT	1	-	-	-	-	1	1	-	-
BURGLARY	-	-	-	-	-	-	-	-	-
LARCENY AND THEFT	6	1	-	-	1	5	5	-	-
EMBEZZLEMENT	9	2	-	-	2	7	6	-	1
FRAUD	25	2	2	-	-	23	20	1	2
AUTO THEFT	3	1	1	-	-	2	2	-	-
FORGERY, COUNTERFEIT, SEX OFFENSES	6	1	1	-	-	5	5	-	-
MARIHUANA	1	1	1	-	-	-	-	-	-
NARCOTICS	3	1	1	-	-	2	-	-	-
WEAPONS AND FIREARMS	2	1	1	-	-	1	-	-	2
ESCAPE	5	2	1	-	1	-	-	-	-
OTHER GENERAL OFFENSES	7	2	1	-	1	5	4	1	2
IMMIGRATION LAWS	-	-	-	-	-	-	-	-	-
LIQUOR, INTERNAL REV. SELECTIVE SERVICE ACT	-	-	-	-	-	-	-	-	-
OTHER SPECIAL OFFENSES (FEDERAL STATUTES)	1	-	-	-	-	1	-	1	-
<b>ARKANSAS EASTERN TOTAL</b>	<b>278</b>	<b>52</b>	<b>39</b>	<b>2</b>	<b>11</b>	<b>226</b>	<b>194</b>	<b>4</b>	<b>28</b>
HOMICIDE	-	-	-	-	-	-	-	-	-
ROBBERY	15	3	2	-	1	12	8	-	4
ASSAULT	3	2	2	-	-	1	1	-	-
BURGLARY	-	-	-	-	-	-	-	-	-
LARCENY AND THEFT	49	5	4	-	1	44	41	1	2
EMBEZZLEMENT	16	1	1	-	-	15	12	-	3
FRAUD	43	15	9	2	4	28	24	1	3
AUTO THEFT	8	1	1	-	-	7	5	-	2
FORGERY, COUNTERFEIT, SEX OFFENSES	53	5	5	-	-	48	40	-	8
MARIHUANA	-	-	-	-	-	-	-	-	-
NARCOTICS	5	1	1	-	-	4	3	-	1
WEAPONS AND FIREARMS	11	1	1	-	-	10	7	-	3
ESCAPE	17	5	2	-	3	12	11	-	1
OTHER GENERAL OFFENSES	2	-	-	-	-	2	1	1	-
IMMIGRATION LAWS	5	3	1	-	2	2	2	-	-
LIQUOR, INTERNAL REV. SELECTIVE SERVICE ACT	3	-	-	-	-	3	3	-	-
OTHER SPECIAL OFFENSES (FEDERAL STATUTES)	48	10	10	-	-	38	36	1	1
<b>ARKANSAS WESTERN TOTAL</b>	<b>168</b>	<b>21</b>	<b>13</b>	<b>-</b>	<b>8</b>	<b>147</b>	<b>129</b>	<b>4</b>	<b>14</b>
HOMICIDE	-	-	-	-	-	-	-	-	-
ROBBERY	7	-	-	-	-	7	6	-	1
ASSAULT	-	-	-	-	-	-	-	-	-
BURGLARY	-	-	-	-	-	-	-	-	-
LARCENY AND THEFT	23	2	1	-	1	21	20	-	1
EMBEZZLEMENT	11	3	3	-	-	8	8	-	-
FRAUD	16	3	1	-	2	13	10	-	3
AUTO THEFT	7	-	-	-	-	7	7	-	-
FORGERY, COUNTERFEIT, SEX OFFENSES	33	5	5	-	-	28	26	-	2
MARIHUANA	-	-	-	-	-	-	-	-	-
NARCOTICS	1	1	-	-	1	-	-	-	-
WEAPONS AND FIREARMS	1	-	-	-	-	1	1	-	-
ESCAPE	5	-	-	-	-	5	5	-	-
OTHER GENERAL OFFENSES	11	4	-	-	4	7	5	-	2
IMMIGRATION LAWS	-	-	-	-	-	-	-	-	-
LIQUOR, INTERNAL REV. SELECTIVE SERVICE ACT	-	-	-	-	-	-	-	-	-
OTHER SPECIAL OFFENSES (FEDERAL STATUTES)	52	3	3	-	-	49	40	4	5

**TABLE 1**  
**UNITED STATES DISTRICT COURTS**  
**CRIMINAL DEFENDANTS DISPOSED OF BY TYPE OF DISPOSITION**  
**TWELVE MONTH PERIOD ENDED JUNE 30, 1979.**

DISTRICT AND OFFENSE	TOTAL DEFENDANTS	NOT CONVICTED				CONVICTED AND SENTENCED			
		TOTAL	DIS-MISSED	ACQUITTED BY		TOTAL	PLEA OF GUILTY OR NOLO CONTENDERE	CONVICTED BY	
				COURT	JURY			COURT	JURY
<b>IOWA NORTHERN TOTAL</b>	<b>85</b>	<b>16</b>	<b>14</b>	-	<b>2</b>	<b>70</b>	<b>65</b>	<b>1</b>	<b>4</b>
HOMICIDE	-	-	-	-	-	-	-	-	-
ROBBERY	4	2	1	-	1	2	2	-	-
ASSAULT	-	-	-	-	-	-	-	-	-
BURGLARY	-	-	-	-	-	-	-	-	-
LARCENY AND THEFT	7	2	2	-	-	4	4	1	3
EMBEZZLEMENT	4	-	-	-	-	-	-	-	-
FRAUD	24	4	4	-	-	20	16	-	-
AUTO THEFT	5	1	-	-	1	4	4	-	-
FORGERY, COUNTERFEIT.	6	1	1	-	-	5	5	-	-
SEX OFFENSES	-	-	-	-	-	-	-	-	-
MARIHUANA	-	-	-	-	-	-	-	-	-
NARCOTICS	5	-	-	-	-	5	5	-	-
WEAPONS AND FIREARMS	4	2	2	-	-	2	2	-	-
ESCAPE	1	-	-	-	-	1	1	-	-
OTHER GENERAL OFFENSES	3	1	1	-	-	2	2	-	1
IMMIGRATION LAWS	2	-	-	-	-	-	-	-	-
LIQUOR, INTERNAL REV.	-	-	-	-	-	-	-	-	-
SELECTIVE SERVICE ACT	-	-	-	-	-	-	-	-	-
OTHER SPECIAL OFFENSES (FEDERAL STATUTES)	21	3	3	-	-	18	18	-	-
<b>IOWA SOUTHERN TOTAL</b>	<b>305</b>	<b>51</b>	<b>47</b>	<b>1</b>	<b>3</b>	<b>284</b>	<b>219</b>	<b>6</b>	<b>29</b>
HOMICIDE	-	-	-	-	-	-	-	-	-
ROBBERY	9	-	-	-	-	9	2	2	5
ASSAULT	-	-	-	-	-	-	-	-	-
BURGLARY	1	1	1	-	-	-	-	-	-
LARCENY AND THEFT	26	2	1	1	-	24	23	-	1
EMBEZZLEMENT	7	-	-	-	-	7	7	-	-
FRAUD	143	29	28	-	1	114	108	2	4
AUTO THEFT	7	3	3	-	-	4	3	1	-
FORGERY, COUNTERFEIT.	24	3	3	-	-	21	15	-	6
SEX OFFENSES	-	-	-	-	-	-	-	-	-
MARIHUANA	1	1	1	-	-	-	-	-	-
NARCOTICS	39	4	4	-	-	35	24	-	11
WEAPONS AND FIREARMS	6	3	2	-	1	2	2	-	-
ESCAPE	1	1	1	-	-	6	5	1	-
OTHER GENERAL OFFENSES	8	2	1	-	1	3	3	-	-
IMMIGRATION LAWS	4	1	1	-	-	-	-	-	-
LIQUOR, INTERNAL REV.	-	-	-	-	-	-	-	-	-
SELECTIVE SERVICE ACT	-	-	-	-	-	-	-	-	-
OTHER SPECIAL OFFENSES (FEDERAL STATUTES)	30	1	1	-	-	29	27	-	2
<b>MINNESOTA TOTAL</b>	<b>307</b>	<b>38</b>	<b>33</b>	-	<b>5</b>	<b>269</b>	<b>222</b>	<b>7</b>	<b>40</b>
HOMICIDE	-	-	-	-	-	-	-	-	-
ROBBERY	22	2	1	-	1	20	14	-	6
ASSAULT	3	-	-	-	-	3	2	-	1
BURGLARY	2	-	-	-	-	2	2	-	-
LARCENY AND THEFT	13	1	1	-	-	12	11	-	1
EMBEZZLEMENT	16	1	1	-	-	15	14	-	1
FRAUD	60	6	6	-	-	44	34	-	10
AUTO THEFT	4	1	1	-	-	3	3	-	-
FORGERY, COUNTERFEIT.	18	1	1	-	-	17	17	-	-
SEX OFFENSES	2	-	-	-	-	2	2	-	6
MARIHUANA	12	-	-	-	-	12	6	-	6
NARCOTICS	90	10	7	-	3	80	68	3	9
WEAPONS AND FIREARMS	36	3	3	-	-	33	29	3	1
ESCAPE	8	2	2	-	-	6	5	1	-
OTHER GENERAL OFFENSES	11	3	2	-	-	8	3	-	5
IMMIGRATION LAWS	-	-	-	-	-	-	-	-	-
LIQUOR, INTERNAL REV.	-	-	-	-	-	-	-	-	-
SELECTIVE SERVICE ACT	-	-	-	-	-	-	-	-	-
OTHER SPECIAL OFFENSES (FEDERAL STATUTES)	20	8	8	-	-	12	12	-	-

**TABLE 1**  
**UNITED STATES DISTRICT COURTS**  
**CRIMINAL DEFENDANTS DISPOSED OF BY TYPE OF DISPOSITION**  
**TWELVE MONTH PERIOD ENDED JUNE 30, 1979.**

DISTRICT AND OFFENSE	TOTAL DEFENDANTS	NOT CONVICTED				CONVICTED AND SENTENCED			
		TOTAL	DIS-MISSED	ACQUITTED BY		TOTAL	PLEA OF GUILTY OR NOLO CONTENDERE	CONVICTED BY	
				COURT	JURY			COURT	JURY
<b>MISSOURI EASTERN TOTAL</b>	<b>225</b>	<b>25</b>	<b>18</b>	<b>1</b>	<b>6</b>	<b>200</b>	<b>163</b>	<b>17</b>	<b>20</b>
HOMICIDE	-	-	-	-	-	-	-	-	-
ROBBERY	10	1	1	-	-	9	7	-	2
ASSAULT	3	-	-	-	-	3	3	-	-
BURGLARY	-	-	-	-	-	-	-	-	-
LARCENY AND THEFT	31	2	1	-	1	29	27	-	2
EMBEZZLEMENT	18	2	1	-	1	16	13	2	1
FRAUD	28	5	4	-	1	23	16	5	2
AUTO THEFT	14	1	1	-	-	13	11	-	2
FORGERY, COUNTERFEIT.	30	4	4	-	-	26	26	-	-
SEX OFFENSES	-	-	-	-	-	-	-	-	-
MARIHUANA	1	-	-	-	-	1	-	1	-
NARCOTICS	48	2	-	-	-	46	40	2	4
WEAPONS AND FIREARMS	18	3	2	-	1	15	10	1	4
ESCAPE	-	-	-	-	-	-	-	-	-
OTHER GENERAL OFFENSES	3	-	-	-	-	3	1	-	2
IMMIGRATION LAWS	5	1	1	-	-	4	4	-	-
LIQUOR, INTERNAL REV.	-	-	-	-	-	-	-	-	-
SELECTIVE SERVICE ACT	-	-	-	-	-	-	-	-	-
OTHER SPECIAL OFFENSES (FEDERAL STATUTES)	16	4	3	-	1	12	5	6	1
<b>MISSOURI WESTERN TOTAL</b>	<b>627</b>	<b>190</b>	<b>167</b>	<b>11</b>	<b>12</b>	<b>437</b>	<b>370</b>	<b>51</b>	<b>16</b>
HOMICIDE	5	4	-	-	4	1	1	-	-
ROBBERY	16	2	2	-	-	14	13	-	1
ASSAULT	2	1	1	-	-	1	1	-	-
BURGLARY	-	-	-	-	-	-	-	-	-
LARCENY AND THEFT	25	6	5	-	1	19	19	-	-
EMBEZZLEMENT	8	-	-	-	-	8	8	-	-
FRAUD	61	18	16	-	2	43	40	-	3
AUTO THEFT	13	1	-	-	1	12	10	1	1
FORGERY, COUNTERFEIT	19	2	2	-	-	17	15	-	1
SEX OFFENSES	-	-	-	-	-	-	-	-	-
MARIHUANA	1	-	-	-	-	1	1	-	-
NARCOTICS	34	3	3	-	-	31	23	-	8
WEAPONS AND FIREARMS	21	5	3	-	2	16	14	1	1
ESCAPE	16	-	-	-	-	16	13	2	-
OTHER GENERAL OFFENSES	388	146	133	11	2	242	194	47	1
IMMIGRATION LAWS	2	-	-	-	-	2	2	-	-
LIQUOR, INTERNAL REV.	1	-	-	-	-	1	1	-	-
SELECTIVE SERVICE ACT	-	-	-	-	-	-	-	-	-
OTHER SPECIAL OFFENSES (FEDERAL STATUTES)	16	2	2	-	-	14	14	-	-
<b>NEBRASKA TOTAL</b>	<b>155</b>	<b>27</b>	<b>22</b>	-	<b>5</b>	<b>128</b>	<b>114</b>	<b>1</b>	<b>13</b>
HOMICIDE	-	-	-	-	-	-	-	-	-
ROBBERY	4	-	-	-	-	4	3	-	1
ASSAULT	-	-	-	-	-	-	-	-	-
BURGLARY	3	-	-	-	-	3	3	-	-
LARCENY AND THEFT	19	4	4	-	-	15	11	-	4
EMBEZZLEMENT	9	2	1	-	1	7	6	1	-
FRAUD	31	8	7	-	1	23	22	-	1
AUTO THEFT	7	1	-	-	1	6	6	-	-
FORGERY, COUNTERFEIT.	32	9	7	-	2	23	20	-	3
SEX OFFENSES	-	-	-	-	-	-	-	-	-
MARIHUANA	-	-	-	-	-	-	-	-	-
NARCOTICS	3	-	-	-	-	3	2	-	1
WEAPONS AND FIREARMS	6	-	-	-	-	6	6	-	-
ESCAPE	4	-	-	-	-	4	3	-	1
OTHER GENERAL OFFENSES	6	-	-	-	-	6	5	-	1
IMMIGRATION LAWS	20	-	-	-	-	20	20	-	-
LIQUOR, INTERNAL REV.	-	-	-	-	-	-	-	-	-
SELECTIVE SERVICE ACT	-	-	-	-	-	-	-	-	-
OTHER SPECIAL OFFENSES (FEDERAL STATUTES)	11	3	3	-	-	8	7	-	1

**TABLE 1**  
**UNITED STATES DISTRICT COURTS**  
**CRIMINAL DEFENDANTS DISPOSED OF BY TYPE OF DISPOSITION**  
**TWELVE MONTH PERIOD ENDED JUNE 30, 1979.**

DISTRICT AND OFFENSE	TOTAL DEFENDANTS	NOT CONVICTED				CONVICTED AND SENTENCED			
		TOTAL	DIS-MISSED	ACQUITTED BY		TOTAL	PLEA OF GUILTY OR NOLO CONTENDERE	CONVICTED BY	
				COURT	JURY			COURT	JURY
<b>NORTH DAKOTA TOTAL</b>	<b>137</b>	<b>13</b>	<b>6</b>	-	<b>7</b>	<b>124</b>	<b>106</b>	<b>5</b>	<b>13</b>
HOMICIDE	5	2	1	-	1	3	3	-	-
ROBBERY	4	-	-	-	-	4	4	-	-
ASSAULT	18	5	2	-	3	13	7	2	4
BURGLARY	13	-	-	-	-	13	12	-	1
LARCENY AND THEFT	16	1	-	-	1	15	13	1	1
EMBEZZLEMENT	5	-	-	-	-	5	5	-	-
FRAUD	25	1	1	-	-	24	18	-	6
AUTO THEFT	-	-	-	-	-	-	-	-	-
FORGERY, COUNTERFEIT.	17	1	1	-	-	16	16	-	-
SEX OFFENSES	9	1	-	-	1	8	6	1	1
MARIHUANA	2	-	-	-	-	2	2	-	-
NARCOTICS	13	1	-	-	1	12	11	1	-
WEAPONS AND FIREARMS	4	1	1	-	-	3	3	-	-
ESCAPE	3	-	-	-	-	3	3	-	-
OTHER GENERAL OFFENSES	-	-	-	-	-	-	-	-	-
IMMIGRATION LAWS	1	-	-	-	-	1	1	-	-
LIQUOR, INTERNAL REV.	-	-	-	-	-	-	-	-	-
SELECTIVE SERVICE ACT	-	-	-	-	-	-	-	-	-
OTHER SPECIAL OFFENSES (FEDERAL STATUTES)	2	-	-	-	-	2	2	-	-
<b>SOUTH DAKOTA TOTAL</b>	<b>221</b>	<b>48</b>	<b>35</b>	-	<b>12</b>	<b>173</b>	<b>156</b>	<b>3</b>	<b>14</b>
HOMICIDE	14	2	1	-	1	12	10	-	2
ROBBERY	-	-	-	-	-	-	-	-	-
ASSAULT	60	15	10	-	5	45	39	2	4
BURGLARY	4	1	-	-	1	3	3	-	-
LARCENY AND THEFT	33	5	5	-	-	28	28	-	-
EMBEZZLEMENT	5	1	1	-	-	4	4	-	-
FRAUD	47	6	3	-	3	41	39	-	2
AUTO THEFT	5	1	1	-	-	4	4	-	-
FORGERY, COUNTERFEIT.	5	2	2	-	-	3	3	-	-
SEX OFFENSES	10	2	1	-	1	8	3	1	4
MARIHUANA	-	-	-	-	-	-	-	-	-
NARCOTICS	-	-	-	-	-	-	-	-	-
WEAPONS AND FIREARMS	10	5	5	-	-	5	5	-	-
ESCAPE	2	-	-	-	-	2	2	-	-
OTHER GENERAL OFFENSES	5	2	1	1	-	3	1	-	2
IMMIGRATION LAWS	-	-	-	-	-	-	-	-	-
LIQUOR, INTERNAL REV.	-	-	-	-	-	-	-	-	-
SELECTIVE SERVICE ACT	-	-	-	-	-	-	-	-	-
OTHER SPECIAL OFFENSES (FEDERAL STATUTES)	21	6	5	-	1	15	15	-	-
<b>ALASKA TOTAL</b>	<b>112</b>	<b>30</b>	<b>27</b>	-	<b>3</b>	<b>82</b>	<b>68</b>	<b>2</b>	<b>12</b>
HOMICIDE	-	-	-	-	-	-	-	-	-
ROBBERY	10	2	2	-	-	8	5	-	3
ASSAULT	2	1	1	-	-	1	-	-	1
BURGLARY	-	-	-	-	-	-	-	-	-
LARCENY AND THEFT	12	-	-	-	-	12	12	-	-
EMBEZZLEMENT	9	-	-	-	-	9	6	-	3
FRAUD	12	5	3	-	2	7	7	-	-
AUTO THEFT	-	-	-	-	-	-	-	-	-
FORGERY, COUNTERFEIT.	3	1	1	-	-	2	2	-	-
SEX OFFENSES	1	-	-	-	-	1	-	-	1
MARIHUANA	1	-	-	-	-	1	1	-	-
NARCOTICS	23	4	4	-	-	19	18	-	1
WEAPONS AND FIREARMS	8	2	2	-	-	6	3	-	3
ESCAPE	-	-	-	-	-	-	-	-	-
OTHER GENERAL OFFENSES	16	11	11	-	-	5	5	-	-
IMMIGRATION LAWS	-	-	-	-	-	-	-	-	-
LIQUOR, INTERNAL REV.	-	-	-	-	-	-	-	-	-
SELECTIVE SERVICE ACT	-	-	-	-	-	-	-	-	-
OTHER SPECIAL OFFENSES (FEDERAL STATUTES)	15	4	3	-	1	11	9	2	-

**TABLE 1**  
**UNITED STATES DISTRICT COURTS**  
**CRIMINAL DEFENDANTS DISPOSED OF BY TYPE OF DISPOSITION**  
**TWELVE MONTH PERIOD ENDED JUNE 30, 1979.**

DISTRICT AND OFFENSE	TOTAL DEFENDANTS	NOT CONVICTED				CONVICTED AND SENTENCED			
		TOTAL	DIS-MISSED	ACQUITTED BY		TOTAL	PLEA OF GUILTY OR NOLO CONTENDERE	CONVICTED BY	
				COURT	JURY			COURT	JURY
<b>ARIZONA TOTAL</b>	<b>1,033</b>	<b>275</b>	<b>246</b>	-	<b>29</b>	<b>758</b>	<b>645</b>	<b>16</b>	<b>97</b>
HOMICIDE	28	5	5	-	-	23	19	1	3
ROBBERY	20	2	2	-	-	18	12	-	6
ASSAULT	43	7	7	-	-	36	34	-	2
BURGLARY	5	1	1	-	-	4	4	-	-
LARCENY AND THEFT	46	17	17	-	-	29	24	-	5
EMBEZZLEMENT	23	8	8	-	-	15	13	-	2
FRAUD	130	37	27	-	10	93	77	1	15
AUTO THEFT	5	1	1	-	-	4	4	-	-
FORGERY, COUNTERFEIT.	43	9	9	-	-	34	30	-	4
SEX OFFENSES	23	6	5	-	1	17	13	4	-
MARIHUANA	125	54	60	-	4	61	46	5	10
NARCOTICS	119	35	27	-	8	84	54	2	28
WEAPONS AND FIREARMS	52	9	8	-	1	43	37	2	4
ESCAPE	80	11	11	-	-	69	67	-	2
OTHER GENERAL OFFENSES	20	11	9	-	2	9	9	-	-
IMMIGRATION LAWS	221	42	39	-	3	179	163	1	15
LIQUOR, INTERNAL REV.	-	-	-	-	-	-	-	-	-
SELECTIVE SERVICE ACT	-	-	-	-	-	-	-	-	-
OTHER SPECIAL OFFENSES (FEDERAL STATUTES)	50	10	10	-	-	40	39	-	1
<b>CALIFORNIA NORTHERN TOTAL</b>	<b>601</b>	<b>119</b>	<b>97</b>	-	<b>22</b>	<b>482</b>	<b>385</b>	<b>20</b>	<b>67</b>
HOMICIDE	1	1	1	-	-	-	-	-	-
ROBBERY	51	12	12	-	-	39	33	-	6
ASSAULT	8	5	5	-	-	3	2	1	-
BURGLARY	12	2	2	-	-	10	9	-	1
LARCENY AND THEFT	57	12	11	-	1	45	43	-	2
EMBEZZLEMENT	45	4	4	-	-	41	37	1	3
FRAUD	131	23	16	-	7	108	93	3	12
AUTO THEFT	10	8	8	-	8	2	1	-	1
FORGERY, COUNTERFEIT.	52	9	8	-	1	43	41	-	2
SEX OFFENSES	-	-	-	-	-	-	-	-	-
MARIHUANA	29	5	5	-	-	24	11	9	4
NARCOTICS	108	20	17	-	3	88	58	2	28
WEAPONS AND FIREARMS	12	4	3	-	1	8	7	-	1
ESCAPE	13	1	1	-	-	12	11	-	1
OTHER GENERAL OFFENSES	17	6	5	-	1	11	9	1	1
IMMIGRATION LAWS	20	1	1	-	-	19	18	1	-
LIQUOR, INTERNAL REV.	-	-	-	-	-	-	-	-	-
SELECTIVE SERVICE ACT	-	-	-	-	-	-	-	-	-
OTHER SPECIAL OFFENSES (FEDERAL STATUTES)	35	6	6	-	-	29	22	2	5
<b>CALIFORNIA EASTERN TOTAL</b>	<b>546</b>	<b>122</b>	<b>114</b>	-	<b>8</b>	<b>424</b>	<b>389</b>	<b>11</b>	<b>24</b>
HOMICIDE	-	-	-	-	-	-	-	-	-
ROBBERY	50	6	6	-	-	44	41	-	3
ASSAULT	8	2	2	-	-	6	5	1	-
BURGLARY	3	-	-	-	-	3	3	-	-
LARCENY AND THEFT	80	15	14	-	1	65	64	-	1
EMBEZZLEMENT	36	5	5	-	-	31	28	1	2
FRAUD	64	17	17	-	-	47	45	-	2
AUTO THEFT	3	-	-	-	-	3	3	-	-
FORGERY, COUNTERFEIT.	77	12	9	-	3	65	60	-	5
SEX OFFENSES	3	1	-	-	1	2	2	-	-
MARIHUANA	9	6	6	-	-	3	3	-	-
NARCOTICS	64	12	12	-	-	52	43	2	7
WEAPONS AND FIREARMS	31	9	6	-	3	22	18	2	2
ESCAPE	9	4	4	-	-	5	5	-	-
OTHER GENERAL OFFENSES	26	9	9	-	-	17	13	3	1
IMMIGRATION LAWS	44	6	6	-	-	38	36	1	1
LIQUOR, INTERNAL REV.	-	-	-	-	-	-	-	-	-
SELECTIVE SERVICE ACT	5	5	5	-	-	-	-	-	-
OTHER SPECIAL OFFENSES (FEDERAL STATUTES)	34	13	13	-	-	21	20	1	-

**TABLE 1**  
**UNITED STATES DISTRICT COURTS**  
**CRIMINAL DEFENDANTS DISPOSED OF BY TYPE OF DISPOSITION**  
**TWELVE MONTH PERIOD ENDED JUNE 30, 1979.**

DISTRICT AND OFFENSE	TOTAL DEFENDANTS	NOT CONVICTED				CONVICTED AND SENTENCED			
		TOTAL	DIS-MISSED	ACQUITTED BY		TOTAL	PLEA OF GUILTY OR Nolo CONTENDERE	CONVICTED BY	
				COURT	JURY			COURT	JURY
<b>CALIFORNIA CENTRAL TOTAL</b>	<b>1,447</b>	<b>201</b>	<b>170</b>		<b>31</b>	<b>1,246</b>	<b>1,062</b>	<b>49</b>	<b>134</b>
HOMICIDE	1	-	-	-	-	1	-	-	1
ROBBERY	181	16	14	-	2	165	146	4	15
ASSAULT	14	7	6	-	1	7	6	-	1
BURGLARY	-	-	-	-	-	-	-	-	-
LARCENY AND THEFT	124	17	14	-	3	107	100	3	4
EMBEZZLEMENT	97	7	6	-	1	90	85	-	4
FRAUD	286	39	34	-	5	247	210	17	20
AUTO THEFT	11	1	1	-	-	10	8	-	2
FORGERY, COUNTERFEIT, SEX OFFENSES	142	19	14	-	5	123	112	4	7
MARIHUANA	1	-	-	-	-	1	-	-	1
NARCOTICS	42	6	5	-	1	36	27	2	7
WEAPONS AND FIREARMS	213	33	30	-	3	180	118	13	49
ESCAPE	59	12	12	-	-	47	37	1	8
OTHER GENERAL OFFENSES	100	6	5	-	1	94	93	-	1
IMMIGRATION LAWS	37	18	14	-	4	19	15	-	4
LIQUOR, INTERNAL REV.	60	9	6	-	3	51	41	4	6
SELECTIVE SERVICE ACT	-	-	-	-	-	-	-	-	-
OTHER SPECIAL OFFENSES (FEDERAL STATUTES)	1	1	1	-	-	-	-	-	-
	78	10	8	-	2	68	64	1	3
<b>CALIFORNIA SOUTHERN TOTAL</b>	<b>1,057</b>	<b>216</b>	<b>203</b>	<b>2</b>	<b>11</b>	<b>841</b>	<b>705</b>	<b>42</b>	<b>94</b>
HOMICIDE	-	-	-	-	-	-	-	-	-
ROBBERY	42	7	6	-	1	35	27	1	7
ASSAULT	19	9	8	-	-	10	10	-	-
BURGLARY	-	-	-	-	-	-	-	-	-
LARCENY AND THEFT	54	6	6	-	-	48	47	1	-
EMBEZZLEMENT	13	1	1	-	-	12	12	-	-
FRAUD	66	14	14	-	-	52	49	1	2
AUTO THEFT	1	1	-	-	1	-	-	-	-
FORGERY, COUNTERFEIT, SEX OFFENSES	40	10	7	-	3	39	23	-	7
MARIHUANA	1	-	-	-	-	1	-	-	1
NARCOTICS	32	19	19	-	-	63	55	2	6
WEAPONS AND FIREARMS	194	44	42	-	2	150	96	21	33
ESCAPE	13	2	2	-	-	11	8	2	1
OTHER GENERAL OFFENSES	47	13	13	-	-	34	33	-	1
IMMIGRATION LAWS	7	3	2	-	1	4	3	-	1
LIQUOR, INTERNAL REV.	410	80	75	2	3	330	287	11	32
SELECTIVE SERVICE ACT	-	-	-	-	-	-	-	-	-
OTHER SPECIAL OFFENSES (FEDERAL STATUTES)	68	7	7	-	-	61	55	3	3
<b>HAWAII TOTAL</b>	<b>1,236</b>	<b>434</b>	<b>422</b>	<b>2</b>	<b>10</b>	<b>802</b>	<b>762</b>	<b>27</b>	<b>13</b>
HOMICIDE	-	-	-	-	-	-	-	-	-
ROBBERY	3	1	1	-	-	2	2	-	-
ASSAULT	6	1	1	-	-	5	4	-	1
BURGLARY	-	-	-	-	-	-	-	-	-
LARCENY AND THEFT	41	3	3	-	-	38	34	2	2
EMBEZZLEMENT	5	1	-	-	1	4	4	-	-
FRAUD	20	2	2	-	-	18	17	-	1
AUTO THEFT	-	-	-	-	-	-	-	-	-
FORGERY, COUNTERFEIT, SEX OFFENSES	29	3	2	-	1	26	24	2	-
MARIHUANA	-	-	-	-	-	-	-	-	-
NARCOTICS	1	-	-	-	-	1	1	-	-
WEAPONS AND FIREARMS	15	2	1	-	1	13	8	1	4
ESCAPE	17	3	2	1	-	14	10	1	3
OTHER GENERAL OFFENSES	-	-	-	-	-	-	-	-	-
IMMIGRATION LAWS	1,089	415	408	1	7	673	651	20	2
LIQUOR, INTERNAL REV.	1	-	-	-	-	1	1	-	-
SELECTIVE SERVICE ACT	-	-	-	-	-	-	-	-	-
OTHER SPECIAL OFFENSES (FEDERAL STATUTES)	9	2	2	-	-	7	6	1	-

**TABLE 1**  
**UNITED STATES DISTRICT COURTS**  
**CRIMINAL DEFENDANTS DISPOSED OF BY TYPE OF DISPOSITION**  
**TWELVE MONTH PERIOD ENDED JUNE 30, 1979.**

DISTRICT AND OFFENSE	TOTAL DEFENDANTS	NOT CONVICTED				CONVICTED AND SENTENCED			
		TOTAL	DIS-MISSED	ACQUITTED BY		TOTAL	PLEA OF GUILTY OR Nolo CONTENDERE	CONVICTED BY	
				COURT	JURY			COURT	JURY
<b>IDAH0 TOTAL</b>	<b>142</b>	<b>30</b>	<b>25</b>	<b>1</b>	<b>4</b>	<b>112</b>	<b>103</b>	<b>2</b>	<b>7</b>
HOMICIDE	1	-	-	-	-	1	1	-	-
ROBBERY	6	1	1	-	-	5	4	-	1
ASSAULT	3	1	-	-	1	2	2	-	-
BURGLARY	-	-	-	-	-	-	-	-	-
LARCENY AND THEFT	15	-	-	-	-	15	14	1	-
EMBEZZLEMENT	8	-	-	-	-	8	8	-	-
FRAUD	27	12	9	1	2	15	13	1	1
AUTO THEFT	1	-	-	-	-	1	1	-	-
FORGERY, COUNTERFEIT, SEX OFFENSES	11	4	4	-	-	7	5	-	2
MARIHUANA	-	-	-	-	-	-	-	-	-
NARCOTICS	1	1	1	-	-	-	-	-	-
WEAPONS AND FIREARMS	13	4	4	-	-	9	8	-	1
ESCAPE	2	1	1	-	-	1	1	-	-
OTHER GENERAL OFFENSES	1	1	1	-	-	-	-	-	-
IMMIGRATION LAWS	45	4	3	-	1	41	39	-	2
LIQUOR, INTERNAL REV.	-	-	-	-	-	-	-	-	-
SELECTIVE SERVICE ACT	-	-	-	-	-	-	-	-	-
OTHER SPECIAL OFFENSES (FEDERAL STATUTES)	8	1	1	-	-	7	7	-	-
<b>MONTANA TOTAL</b>	<b>160</b>	<b>63</b>	<b>57</b>	<b>2</b>	<b>4</b>	<b>97</b>	<b>88</b>	<b>1</b>	<b>8</b>
HOMICIDE	11	2	1	1	-	9	6	-	3
ROBBERY	2	1	1	-	-	1	1	-	-
ASSAULT	23	15	12	1	2	8	7	-	1
BURGLARY	17	5	5	-	-	12	12	-	-
LARCENY AND THEFT	28	9	9	-	-	19	19	-	-
EMBEZZLEMENT	3	-	-	-	-	3	2	-	1
FRAUD	22	8	7	-	1	14	11	-	3
AUTO THEFT	-	-	-	-	-	-	-	-	-
FORGERY, COUNTERFEIT, SEX OFFENSES	8	2	2	-	-	6	6	-	-
MARIHUANA	8	4	3	-	1	4	4	-	-
NARCOTICS	1	-	-	-	-	1	1	-	-
WEAPONS AND FIREARMS	7	4	4	-	-	3	3	-	-
ESCAPE	5	3	3	-	-	2	2	-	-
OTHER GENERAL OFFENSES	1	-	-	-	-	1	1	-	-
IMMIGRATION LAWS	7	4	4	-	-	3	3	-	-
LIQUOR, INTERNAL REV.	2	1	1	-	-	1	1	-	-
SELECTIVE SERVICE ACT	1	1	1	-	-	-	-	-	-
OTHER SPECIAL OFFENSES (FEDERAL STATUTES)	-	-	-	-	-	-	-	-	-
	14	4	4	-	-	10	9	1	-
<b>NEVADA TOTAL</b>	<b>168</b>	<b>52</b>	<b>35</b>	<b>-</b>	<b>17</b>	<b>116</b>	<b>89</b>	<b>2</b>	<b>25</b>
HOMICIDE	-	-	-	-	-	-	-	-	-
ROBBERY	17	-	-	-	-	17	14	-	3
ASSAULT	3	1	-	-	1	2	2	-	-
BURGLARY	-	-	-	-	-	-	-	-	-
LARCENY AND THEFT	10	1	1	-	-	9	9	-	-
EMBEZZLEMENT	3	-	-	-	-	3	2	-	1
FRAUD	43	17	10	-	7	25	20	1	5
AUTO THEFT	-	-	-	-	-	-	-	-	-
FORGERY, COUNTERFEIT, SEX OFFENSES	23	6	4	-	2	17	12	-	5
MARIHUANA	-	-	-	-	-	-	-	-	-
NARCOTICS	4	2	1	-	1	2	2	-	-
WEAPONS AND FIREARMS	28	6	4	-	2	22	14	1	7
ESCAPE	4	2	2	-	-	2	1	-	1
OTHER GENERAL OFFENSES	4	1	1	-	-	3	3	-	-
IMMIGRATION LAWS	16	10	6	-	4	6	3	-	3
LIQUOR, INTERNAL REV.	6	2	2	-	-	4	4	-	-
SELECTIVE SERVICE ACT	-	-	-	-	-	-	-	-	-
OTHER SPECIAL OFFENSES (FEDERAL STATUTES)	7	4	4	-	-	3	3	-	-

**TABLE 1**  
**UNITED STATES DISTRICT COURTS**  
**CRIMINAL DEFENDANTS DISPOSED OF BY TYPE OF DISPOSITION**  
**TWELVE MONTH PERIOD ENDED JUNE 30, 1979.**

DISTRICT AND OFFENSE	TOTAL DEFENDANTS	NOT CONVICTED				CONVICTED AND SENTENCED			
		TOTAL	DIS-MISSED	ACQUITTED BY		TOTAL	PLEA OF GUILTY OR NOLO CONTENDERE	CONVICTED BY	
				COURT	JURY			COURT	JURY
<b>OREGON</b>									
<b>TOTAL</b>	<b>281</b>	<b>72</b>	<b>67</b>	-	<b>5</b>	<b>209</b>	<b>167</b>	<b>9</b>	<b>33</b>
HOMICIDE	1	-	-	-	-	1	-	-	1
ROBBERY	27	3	3	-	-	24	19	1	4
ASSAULT	5	1	1	-	-	4	2	1	1
BURGLARY	3	1	1	-	-	2	2	-	-
LARCENY AND THEFT	55	21	18	-	3	34	30	1	3
EMBEZZLEMENT	22	1	1	-	-	21	20	-	1
FRAUD	66	17	15	-	2	49	36	2	11
AUTO THEFT	2	-	-	-	-	2	2	-	-
FORGERY, COUNTERFEIT, SEX OFFENSES	14	6	6	-	-	8	6	-	2
MARIHUANA	7	-	-	-	-	7	7	-	-
NARCOTICS	22	4	4	-	-	18	11	1	6
WEAPONS AND FIREARMS	12	3	3	-	-	9	9	-	-
ESCAPE	2	1	1	-	-	1	1	-	-
OTHER GENERAL OFFENSES	7	4	4	-	-	3	1	2	-
IMMIGRATION LAWS	15	2	2	-	-	13	9	1	3
LIQUOR, INTERNAL REV. SELECTIVE SERVICE ACT	-	-	-	-	-	-	-	-	-
OTHER SPECIAL OFFENSES (FEDERAL STATUTES)	21	8	8	-	-	13	12	-	1
<b>WASHINGTON EASTERN</b>									
<b>TOTAL</b>	<b>154</b>	<b>71</b>	<b>67</b>	<b>2</b>	<b>2</b>	<b>83</b>	<b>70</b>	<b>1</b>	<b>12</b>
HOMICIDE	1	-	-	-	-	1	-	-	1
ROBBERY	-	-	-	-	-	-	-	-	-
ASSAULT	10	7	7	-	-	3	1	1	1
BURGLARY	1	-	-	-	-	1	1	-	-
LARCENY AND THEFT	17	8	7	-	1	9	8	-	1
EMBEZZLEMENT	3	1	1	-	-	2	1	-	1
FRAUD	25	11	11	-	-	14	11	-	3
AUTO THEFT	9	5	4	-	1	4	4	-	-
FORGERY, COUNTERFEIT, SEX OFFENSES	14	7	7	-	-	7	7	-	-
MARIHUANA	2	1	1	-	-	1	-	-	1
NARCOTICS	6	5	5	-	-	1	-	-	-
WEAPONS AND FIREARMS	20	4	4	-	-	16	14	-	2
ESCAPE	10	6	6	-	-	4	3	-	1
OTHER GENERAL OFFENSES	7	1	1	-	-	6	6	-	-
IMMIGRATION LAWS	3	2	1	1	-	1	1	-	-
LIQUOR, INTERNAL REV. SELECTIVE SERVICE ACT	20	9	8	1	-	11	11	-	-
OTHER SPECIAL OFFENSES (FEDERAL STATUTES)	-	-	-	-	-	-	-	-	-
6	4	4	-	-	2	2	-	-	-
<b>WASHINGTON WESTERN</b>									
<b>TOTAL</b>	<b>1,240</b>	<b>262</b>	<b>238</b>	<b>8</b>	<b>16</b>	<b>978</b>	<b>620</b>	<b>292</b>	<b>66</b>
HOMICIDE	2	-	-	-	-	2	2	-	-
ROBBERY	26	5	4	-	1	21	17	-	4
ASSAULT	17	3	3	-	-	14	10	-	4
BURGLARY	-	-	-	-	-	-	-	-	-
LARCENY AND THEFT	83	24	21	2	1	59	49	9	1
EMBEZZLEMENT	90	3	3	-	-	87	85	1	1
FRAUD	101	17	13	1	3	84	65	4	15
AUTO THEFT	2	2	2	-	-	-	-	-	-
FORGERY, COUNTERFEIT, SEX OFFENSES	31	11	9	-	2	20	19	1	-
MARIHUANA	4	1	1	-	-	3	2	-	1
NARCOTICS	23	6	3	1	2	17	10	2	5
WEAPONS AND FIREARMS	125	22	19	-	3	102	70	9	24
ESCAPE	20	3	3	-	-	17	9	6	2
OTHER GENERAL OFFENSES	12	1	1	-	-	11	10	-	1
IMMIGRATION LAWS	334	44	38	3	3	290	227	61	2
LIQUOR, INTERNAL REV. SELECTIVE SERVICE ACT	12	5	5	-	-	7	5	2	-
OTHER SPECIAL OFFENSES (FEDERAL STATUTES)	-	-	-	-	-	-	-	-	-
1	1	1	-	-	-	-	-	-	-
357	114	112	1	1	243	40	197	6	6

**TABLE 1**  
**UNITED STATES DISTRICT COURTS**  
**CRIMINAL DEFENDANTS DISPOSED OF BY TYPE OF DISPOSITION**  
**TWELVE MONTH PERIOD ENDED JUNE 30, 1979.**

DISTRICT AND OFFENSE	TOTAL DEFENDANTS	NOT CONVICTED				CONVICTED AND SENTENCED			
		TOTAL	DIS-MISSED	ACQUITTED BY		TOTAL	PLEA OF GUILTY OR NOLO CONTENDERE	CONVICTED BY	
				COURT	JURY			COURT	JURY
<b>GUAM</b>									
<b>TOTAL</b>	<b>80</b>	<b>35</b>	<b>34</b>	-	<b>1</b>	<b>45</b>	<b>44</b>	-	<b>1</b>
HOMICIDE	6	3	3	-	-	3	3	-	-
ROBBERY	2	1	1	-	-	1	1	-	-
ASSAULT	1	-	-	-	-	1	1	-	-
BURGLARY	1	1	1	-	-	-	-	-	-
LARCENY AND THEFT	3	2	2	-	-	1	1	-	-
EMBEZZLEMENT	9	-	-	-	-	9	9	-	-
FRAUD	2	1	1	-	-	1	1	-	-
AUTO THEFT	2	2	2	-	-	-	-	-	-
FORGERY, COUNTERFEIT, SEX OFFENSES	6	1	1	-	-	5	4	-	1
MARIHUANA	1	1	1	-	-	-	-	-	-
NARCOTICS	3	-	-	-	-	3	3	-	-
WEAPONS AND FIREARMS	19	7	6	-	1	12	12	-	-
ESCAPE	3	1	1	-	-	2	2	-	-
OTHER GENERAL OFFENSES	1	-	-	-	-	1	1	-	-
IMMIGRATION LAWS	1	1	1	-	-	-	-	-	-
LIQUOR, INTERNAL REV. SELECTIVE SERVICE ACT	-	-	-	-	-	-	-	-	-
OTHER SPECIAL OFFENSES (FEDERAL STATUTES)	19	14	14	-	-	5	5	-	-
<b>NORTHERN MARIANAS</b>									
<b>TOTAL</b>	<b>22</b>	<b>13</b>	<b>8</b>	-	<b>5</b>	<b>9</b>	<b>7</b>	-	<b>2</b>
HOMICIDE	2	2	2	-	-	-	-	-	-
ROBBERY	4	1	-	-	1	3	2	-	1
ASSAULT	4	3	3	-	-	1	-	-	1
BURGLARY	10	6	3	-	3	4	4	-	-
LARCENY AND THEFT	-	-	-	-	-	-	-	-	-
EMBEZZLEMENT	-	-	-	-	-	-	-	-	-
FRAUD	-	-	-	-	-	-	-	-	-
AUTO THEFT	-	-	-	-	-	-	-	-	-
FORGERY, COUNTERFEIT, SEX OFFENSES	-	-	-	-	-	-	-	-	-
MARIHUANA	1	1	-	-	1	-	-	-	-
NARCOTICS	-	-	-	-	-	-	-	-	-
WEAPONS AND FIREARMS	-	-	-	-	-	-	-	-	-
ESCAPE	-	-	-	-	-	-	-	-	-
OTHER GENERAL OFFENSES	1	-	-	-	-	1	1	-	-
IMMIGRATION LAWS	-	-	-	-	-	-	-	-	-
LIQUOR, INTERNAL REV. SELECTIVE SERVICE ACT	-	-	-	-	-	-	-	-	-
OTHER SPECIAL OFFENSES (FEDERAL STATUTES)	-	-	-	-	-	-	-	-	-
<b>COLORADO</b>									
<b>TOTAL</b>	<b>506</b>	<b>119</b>	<b>96</b>	<b>7</b>	<b>16</b>	<b>387</b>	<b>310</b>	<b>10</b>	<b>67</b>
HOMICIDE	-	-	-	-	-	-	-	-	-
ROBBERY	15	2	-	-	2	13	5	-	8
ASSAULT	7	-	-	-	-	7	7	-	-
BURGLARY	1	-	-	-	-	1	-	-	1
LARCENY AND THEFT	42	10	8	-	2	32	27	1	4
EMBEZZLEMENT	25	2	1	1	-	23	21	-	2
FRAUD	77	14	9	1	4	63	47	-	16
AUTO THEFT	37	6	3	-	3	31	15	-	16
FORGERY, COUNTERFEIT, SEX OFFENSES	30	3	3	-	-	27	24	-	3
MARIHUANA	-	-	-	-	-	-	-	-	-
NARCOTICS	1	-	-	-	-	1	1	-	-
WEAPONS AND FIREARMS	60	12	8	2	2	38	26	2	10
ESCAPE	27	14	12	2	-	13	10	2	1
OTHER GENERAL OFFENSES	7	-	-	-	-	7	7	-	-
IMMIGRATION LAWS	90	24	20	1	3	66	59	3	4
LIQUOR, INTERNAL REV. SELECTIVE SERVICE ACT	23	9	9	-	-	14	14	-	-
OTHER SPECIAL OFFENSES (FEDERAL STATUTES)	-	-	-	-	-	-	-	-	-
74	23	23	-	-	-	51	47	2	2



**TABLE 1**  
**UNITED STATES DISTRICT COURTS**  
**CRIMINAL DEFENDANTS DISPOSED OF BY TYPE OF DISPOSITION**  
**TWELVE MONTH PERIOD ENDED JUNE 30, 1979.**

DISTRICT AND OFFENSE	TOTAL DEFENDANTS	NOT CONVICTED				CONVICTED AND SENTENCED			
		TOTAL	DIS-MISSED	ACQUITTED BY		TOTAL	PLEA OF GUILTY OR Nolo CONTENDERE	CONVICTED BY	
				COURT	JURY			COURT	JURY
<b>KANSAS</b>									
<b>TOTAL</b>	<b>319</b>	<b>85</b>	<b>76</b>		<b>9</b>	<b>234</b>	<b>200</b>	<b>4</b>	<b>30</b>
HOMICIDE	3	1	1	-	-	2	1	-	1
ROBBERY	3	1	1	-	-	2	2	-	-
ASSAULT	7	3	2	-	1	4	2	-	2
BURGLARY	1	-	-	-	-	1	1	-	-
LARCENY AND THEFT	36	11	11	-	-	25	22	-	3
EMBEZZLEMENT	16	3	3	-	-	13	13	-	-
FRAUD	71	18	15	-	3	53	45	1	7
AUTO THEFT	14	3	3	-	-	11	9	-	2
FORGERY, COUNTERFEIT.	26	13	13	-	-	13	11	-	2
SEX OFFENSES	3	-	-	-	-	3	1	-	2
MARIJUANA	9	-	-	-	-	9	8	1	-
NARCOTICS	36	15	13	-	2	21	14	-	7
WEAPONS AND FIREARMS	18	5	5	-	-	13	10	1	2
ESCAPE	27	6	5	-	1	21	20	-	1
OTHER GENERAL OFFENSES	18	1	-	-	1	17	16	1	-
IMMIGRATION LAWS	6	1	1	-	-	5	4	-	1
LIQUOR, INTERNAL REV.	-	-	-	-	-	-	-	-	-
SELECTIVE SERVICE ACT	-	-	-	-	-	-	-	-	-
OTHER SPECIAL OFFENSES (FEDERAL STATUTES)	25	4	3	-	1	21	21	-	-
<b>NEW MEXICO</b>									
<b>TOTAL</b>	<b>345</b>	<b>66</b>	<b>56</b>	<b>1</b>	<b>9</b>	<b>279</b>	<b>220</b>	<b>14</b>	<b>45</b>
HOMICIDE	15	2	1	-	1	13	9	1	3
ROBBERY	6	1	1	-	-	5	-	1	4
ASSAULT	23	1	-	1	-	22	18	-	4
BURGLARY	1	-	-	-	-	1	1	-	-
LARCENY AND THEFT	20	1	1	-	-	19	17	-	2
EMBEZZLEMENT	16	-	-	-	-	16	15	-	1
FRAUD	24	6	5	-	1	18	14	-	4
AUTO THEFT	15	3	3	-	-	12	11	-	1
FORGERY, COUNTERFEIT.	14	1	-	-	1	13	11	-	2
SEX OFFENSES	16	-	-	-	-	16	15	1	-
MARIJUANA	26	7	6	-	1	19	11	4	4
NARCOTICS	58	13	12	-	1	45	34	-	11
WEAPONS AND FIREARMS	35	10	7	-	3	25	18	2	5
ESCAPE	1	-	-	-	-	1	1	-	-
OTHER GENERAL OFFENSES	25	12	12	-	-	13	10	3	-
IMMIGRATION LAWS	22	4	3	-	1	18	12	2	4
LIQUOR, INTERNAL REV.	-	-	-	-	-	-	-	-	-
SELECTIVE SERVICE ACT	-	-	-	-	-	-	-	-	-
OTHER SPECIAL OFFENSES (FEDERAL STATUTES)	28	5	5	-	-	23	23	-	-
<b>OKLAHOMA NORTHERN</b>									
<b>TOTAL</b>	<b>151</b>	<b>27</b>	<b>17</b>	<b>1</b>	<b>9</b>	<b>124</b>	<b>105</b>	<b>2</b>	<b>17</b>
HOMICIDE	-	-	-	-	-	-	-	-	-
ROBBERY	2	1	1	-	-	1	1	-	-
ASSAULT	3	-	-	-	-	3	2	-	1
BURGLARY	-	-	-	-	-	-	-	-	-
LARCENY AND THEFT	14	3	3	-	-	11	10	-	1
EMBEZZLEMENT	8	-	-	-	-	8	8	-	-
FRAUD	27	4	3	1	-	23	20	1	2
AUTO THEFT	9	1	-	-	1	8	8	-	-
FORGERY, COUNTERFEIT.	21	2	2	-	-	19	15	1	3
SEX OFFENSES	-	-	-	-	-	-	-	-	-
MARIJUANA	-	-	-	-	-	-	-	-	-
NARCOTICS	21	2	2	-	-	19	11	-	8
WEAPONS AND FIREARMS	15	2	-	-	2	13	11	-	2
ESCAPE	2	1	1	-	-	1	1	-	-
OTHER GENERAL OFFENSES	-	-	-	-	-	-	-	-	-
IMMIGRATION LAWS	8	1	1	-	-	7	7	-	-
LIQUOR, INTERNAL REV.	-	-	-	-	-	-	-	-	-
SELECTIVE SERVICE ACT	-	-	-	-	-	-	-	-	-
OTHER SPECIAL OFFENSES (FEDERAL STATUTES)	21	10	4	-	6	11	11	-	-

**TABLE 1**  
**UNITED STATES DISTRICT COURTS**  
**CRIMINAL DEFENDANTS DISPOSED OF BY TYPE OF DISPOSITION**  
**TWELVE MONTH PERIOD ENDED JUNE 30, 1979.**

DISTRICT AND OFFENSE	TOTAL DEFENDANTS	NOT CONVICTED				CONVICTED AND SENTENCED			
		TOTAL	DIS-MISSED	ACQUITTED BY		TOTAL	PLEA OF GUILTY OR Nolo CONTENDERE	CONVICTED BY	
				COURT	JURY			COURT	JURY
<b>OKLAHOMA EASTERN</b>									
<b>TOTAL</b>	<b>146</b>	<b>37</b>	<b>22</b>	<b>2</b>	<b>13</b>	<b>109</b>	<b>87</b>	<b>-</b>	<b>22</b>
HOMICIDE	-	-	-	-	-	-	-	-	-
ROBBERY	3	-	-	-	-	3	2	-	1
ASSAULT	-	-	-	-	-	-	-	-	-
BURGLARY	-	-	-	-	-	-	-	-	-
LARCENY AND THEFT	14	4	3	-	1	10	8	-	2
EMBEZZLEMENT	11	2	1	-	1	9	8	-	1
FRAUD	23	11	4	-	7	12	11	-	1
AUTO THEFT	9	-	-	-	-	9	8	-	1
FORGERY, COUNTERFEIT	10	-	-	-	-	10	8	-	2
SEX OFFENSES	-	-	-	-	-	-	-	-	-
MARIJUANA	32	9	7	1	1	23	19	-	4
NARCOTICS	14	5	5	-	-	9	5	-	4
WEAPONS AND FIREARMS	15	5	2	1	2	10	6	-	4
ESCAPE	-	-	-	-	-	-	-	-	-
OTHER GENERAL OFFENSES	2	-	-	-	-	2	2	-	-
IMMIGRATION LAWS	-	-	-	-	-	-	-	-	-
LIQUOR, INTERNAL REV.	-	-	-	-	-	-	-	-	-
SELECTIVE SERVICE ACT	-	-	-	-	-	-	-	-	-
OTHER SPECIAL OFFENSES (FEDERAL STATUTES)	13	1	-	-	1	12	10	-	2
<b>OKLAHOMA WESTERN</b>									
<b>TOTAL</b>	<b>447</b>	<b>55</b>	<b>40</b>	<b>5</b>	<b>10</b>	<b>392</b>	<b>367</b>	<b>7</b>	<b>18</b>
HOMICIDE	1	-	-	-	-	1	1	-	-
ROBBERY	8	-	-	-	-	8	6	-	2
ASSAULT	8	2	1	-	1	6	4	1	1
BURGLARY	1	-	-	-	-	1	1	-	-
LARCENY AND THEFT	62	7	7	-	-	55	54	-	1
EMBEZZLEMENT	15	-	-	-	-	15	15	-	-
FRAUD	45	11	4	-	7	34	30	-	4
AUTO THEFT	16	3	2	-	1	13	13	-	-
FORGERY, COUNTERFEIT.	18	1	1	-	-	17	17	-	-
SEX OFFENSES	-	-	-	-	-	-	-	-	-
MARIJUANA	6	2	2	-	-	4	4	-	-
NARCOTICS	21	7	7	-	-	14	10	-	4
WEAPONS AND FIREARMS	22	5	5	-	-	17	15	-	2
ESCAPE	23	1	1	-	-	22	21	-	1
OTHER GENERAL OFFENSES	190	14	8	5	1	176	167	6	3
IMMIGRATION LAWS	-	-	-	-	-	-	-	-	-
LIQUOR, INTERNAL REV.	1	-	-	-	-	1	1	-	-
SELECTIVE SERVICE ACT	-	-	-	-	-	-	-	-	-
OTHER SPECIAL OFFENSES (FEDERAL STATUTES)	10	2	2	-	-	8	8	-	-
<b>UTAH</b>									
<b>TOTAL</b>	<b>218</b>	<b>29</b>	<b>16</b>	<b>2</b>	<b>11</b>	<b>189</b>	<b>129</b>	<b>9</b>	<b>51</b>
HOMICIDE	2	-	-	-	-	2	1	-	1
ROBBERY	13	2	-	1	1	11	9	-	2
ASSAULT	12	1	-	-	1	11	8	2	1
BURGLARY	1	-	-	-	-	1	1	-	-
LARCENY AND THEFT	15	2	-	-	2	14	11	1	2
EMBEZZLEMENT	24	2	2	-	-	22	20	1	1
FRAUD	66	5	4	-	1	61	42	1	18
AUTO THEFT	1	1	1	-	-	-	-	-	-
FORGERY, COUNTERFEIT.	15	2	2	-	-	13	11	1	1
SEX OFFENSES	2	-	-	-	-	2	1	-	1
MARIJUANA	-	-	-	-	-	-	-	-	-
NARCOTICS	19	8	3	-	5	11	2	-	9
WEAPONS AND FIREARMS	7	3	3	-	-	4	1	2	1
ESCAPE	-	-	-	-	-	-	-	-	-
OTHER GENERAL OFFENSES	10	2	-	1	1	8	2	-	6
IMMIGRATION LAWS	0	-	-	-	-	5	5	-	-
LIQUOR, INTERNAL REV.	-	-	-	-	-	-	-	-	-
SELECTIVE SERVICE ACT	-	-	-	-	-	-	-	-	-
OTHER SPECIAL OFFENSES (FEDERAL STATUTES)	25	1	1	-	-	24	15	1	8

**TABLE 1**  
**UNITED STATES DISTRICT COURTS**  
**CRIMINAL DEFENDANTS DISPOSED OF BY TYPE OF DISPOSITION**  
**TWELVE MONTH PERIOD ENDED JUNE 30, 1979.**

DISTRICT AND OFFENSE	TOTAL DEFEN- DANTS	NOT CONVICTED				CONVICTED AND SENTENCED			
		TOTAL	DIS- MISSED	ACQUITTED BY		TOTAL	PLEA OF GUILTY OR Nolo CON- TENDERE	CONVICTED BY	
				COURT	JURY			COURT	JURY
<b>WYOMING</b>									
<b>TOTAL</b>	<b>72</b>	<b>14</b>	<b>10</b>	<b>-</b>	<b>4</b>	<b>58</b>	<b>53</b>	<b>2</b>	<b>3</b>
HOMICIDE	2	1	1	-	-	1	1	-	-
ROBBERY	2	1	-	-	1	1	1	-	-
ASSAULT	2	1	-	-	1	1	-	-	1
BURGLARY	1	-	-	-	-	1	1	-	-
LARCENY AND THEFT	10	2	2	-	-	8	8	-	-
EMBEZZLEMENT	2	1	-	-	1	1	1	-	-
FRAUD	16	3	2	-	1	13	11	-	2
AUTO THEFT	5	1	1	-	-	4	4	-	-
FORGERY, COUNTERFEIT,	2	-	-	-	-	2	2	-	-
SEX OFFENSES	1	-	-	-	-	1	1	-	-
MARIHUANA	4	-	-	-	-	4	4	-	-
NARCOTICS	2	-	-	-	-	2	2	-	-
WEAPONS AND FIREARMS	4	-	-	-	-	4	4	-	-
ESCAPE	4	-	-	-	-	4	4	-	-
OTHER GENERAL OFFENSES	3	1	1	-	-	2	2	-	-
IMMIGRATION LAWS	-	-	-	-	-	-	-	-	-
LIQUOR, INTERNAL REV.	-	-	-	-	-	-	-	-	-
SELECTIVE SERVICE ACT	-	-	-	-	-	-	-	-	-
OTHER SPECIAL OFFENSES (FEDERAL STATUTES)	12	3	3	-	-	9	7	2	-
<b>DISTRICT OF COLUMBIA</b>									
<b>TOTAL</b>	<b>852</b>	<b>92</b>	<b>73</b>	<b>3</b>	<b>16</b>	<b>760</b>	<b>666</b>	<b>30</b>	<b>64</b>
HOMICIDE	1	-	-	-	-	1	1	-	-
ROBBERY	31	4	2	2	-	27	23	2	2
ASSAULT	4	1	1	-	-	3	2	-	1
BURGLARY	-	-	-	-	-	-	-	-	-
LARCENY AND THEFT	71	5	3	-	2	66	62	3	1
EMBEZZLEMENT	22	1	1	-	-	21	20	-	1
FRAUD	157	11	10	-	1	146	139	1	6
AUTO THEFT	9	1	1	-	-	8	7	1	-
FORGERY, COUNTERFEIT,	76	3	3	-	-	73	67	-	6
SEX OFFENSES	2	-	-	-	-	2	-	-	2
MARIHUANA	21	-	-	-	-	21	17	3	1
NARCOTICS	292	36	31	1	4	256	211	9	36
WEAPONS AND FIREARMS	61	15	12	-	3	46	40	4	2
ESCAPE	29	3	3	-	-	26	26	-	-
OTHER GENERAL OFFENSES	34	10	4	-	6	24	16	5	3
IMMIGRATION LAWS	5	-	-	-	-	5	5	-	-
LIQUOR, INTERNAL REV.	-	-	-	-	-	-	-	-	-
SELECTIVE SERVICE ACT	-	-	-	-	-	-	-	-	-
OTHER SPECIAL OFFENSES (FEDERAL STATUTES)	37	2	2	-	-	35	30	2	3
<b>ALL DISTRICTS</b>									
<b>TOTAL</b>	<b>41,175</b>	<b>8,262</b>	<b>6,791</b>	<b>303</b>	<b>1,168</b>	<b>32,913</b>	<b>27,295</b>	<b>2,006</b>	<b>3,612</b>
HOMICIDE	160	31	29	1	8	148	83	4	33
ROBBERY	1,431	201	161	5	35	1,230	972	40	218
ASSAULT	618	199	162	5	32	419	310	37	72
BURGLARY	210	36	30	-	6	174	160	3	11
LARCENY AND THEFT	4,735	316	272	38	106	3,919	3,521	145	253
EMBEZZLEMENT	1,832	180	145	6	29	1,652	1,538	16	98
FRAUD	6,220	1,071	828	17	226	5,149	4,462	111	576
AUTO THEFT	741	126	89	3	34	615	514	9	92
FORGERY, COUNTERFEIT,	3,176	464	395	3	66	2,712	2,432	40	246
SEX OFFENSES	167	49	35	2	12	118	75	13	30
MARIHUANA	1,934	540	453	20	67	1,394	1,000	81	313
NARCOTICS	4,676	1,003	845	14	144	3,673	2,662	159	852
WEAPONS AND FIREARMS	2,008	475	385	13	77	1,633	1,255	83	195
ESCAPE	928	148	138	2	8	780	719	14	47
OTHER GENERAL OFFENSES	6,367	1,666	1,379	131	156	4,701	3,526	876	299
IMMIGRATION LAWS	2,417	377	343	4	30	2,040	1,875	47	116
LIQUOR, INTERNAL REV.	75	15	8	-	7	60	55	4	1
SELECTIVE SERVICE ACT	15	13	13	-	-	2	2	-	-
OTHER SPECIAL OFFENSES (FEDERAL STATUTES)	3,475	852	688	39	125	2,623	2,125	324	184

**Appendix Detail Table X-2**  
**Assignment of Counsel for Criminal Defendants by Method of Disposition**  
**1979**

**TABLE 2**  
**UNITED STATES DISTRICT COURTS**  
**ASSIGNMENT OF COUNSEL FOR CRIMINAL DEFENDANTS BY METHOD OF DISPOSITION**  
**TWELVE MONTH PERIOD ENDED JUNE 30, 1979**

DISTRICT AND OFFENSE	TOTAL DEFENDANTS				DISMISSED				ACQUITTED				CONVICTED			
	TOTAL	ASSIGNED COUNSEL			TOTAL	ASSIGNED COUNSEL			TOTAL	ASSIGNED COUNSEL			TOTAL	ASSIGNED COUNSEL		
		NUMBER		PERCENT		NUMBER		PERCENT		NUMBER		PERCENT		NUMBER		PERCENT
		CJA 1	FPD 2			CJA 1	FPD 2			CJA1	FPD2			CJA 1	FPD 2	
MAINE																
TOTAL	140	33	1	24.3	17	2	-	11.8	2	1	-	50.0	121	30	1	25.6
HOMICIDE	-	-	-	-	-	-	-	-	-	-	-	-	-	-	-	-
ROBBERY	2	1	1	100.0	-	-	-	-	-	-	-	-	2	1	1	100.0
ASSAULT	3	2	-	66.7	-	-	-	-	1	1	-	100.0	2	1	-	50.0
BURGLARY	1	1	-	100.0	1	1	-	100.0	-	-	-	-	-	-	-	-
LARCENY AND THEFT	24	11	-	45.8	2	1	-	50.0	1	-	-	-	21	10	-	47.6
EMBEZZLEMENT	6	1	-	16.7	-	-	-	-	-	-	-	-	6	1	-	16.7
FRAUD	16	4	-	25.0	2	-	-	-	-	-	-	-	14	4	-	28.6
AUTO THEFT	-	-	-	-	-	-	-	-	-	-	-	-	-	-	-	-
FORGERY, COUNTERFEIT	10	7	-	70.0	-	-	-	-	-	-	-	-	10	7	-	70.0
SEX OFFENSES	-	-	-	-	-	-	-	-	-	-	-	-	-	-	-	-
MARIHUANA	48	-	-	-	5	-	-	-	-	-	-	-	43	-	-	-
NARCOTICS	2	-	-	-	-	-	-	-	-	-	-	-	2	-	-	-
WEAPONS AND FIREARMS	12	3	-	25.0	3	-	-	-	-	-	-	-	9	3	-	33.3
ESCAPE	1	1	-	100.0	-	-	-	-	-	-	-	-	1	1	-	100.0
OTHER GENERAL OFFENSES	-	-	-	-	-	-	-	-	-	-	-	-	-	-	-	-
IMMIGRATION LAWS	3	-	-	-	2	-	-	-	-	-	-	-	1	-	-	-
LIQUOR, INTERNAL REV.	-	-	-	-	-	-	-	-	-	-	-	-	-	-	-	-
SELECTIVE SERVICE ACT	-	-	-	-	-	-	-	-	-	-	-	-	-	-	-	-
OTHER SPECIAL OFFENSES (FEDERAL STATUTES)	12	2	-	16.7	2	-	-	-	-	-	-	-	10	2	-	20.0
MASSACHUSETTS																
TOTAL	678	251	-	37.0	73	35	-	47.9	29	4	-	13.8	576	212	-	36.8
HOMICIDE	1	1	-	100.0	-	-	-	-	-	-	-	-	1	1	-	100.0
ROBBERY	13	8	-	61.5	-	-	-	-	-	-	-	-	13	8	-	61.5
ASSAULT	1	1	-	100.0	-	-	-	-	-	-	-	-	1	1	-	100.0
BURGLARY	-	-	-	-	-	-	-	-	-	-	-	-	-	-	-	-
LARCENY AND THEFT	181	109	-	60.2	30	20	-	66.7	7	2	-	28.6	144	87	-	60.4
EMBEZZLEMENT	47	23	-	48.9	6	2	-	33.3	-	-	-	-	41	21	-	51.2
FRAUD	127	18	-	14.2	4	-	-	-	3	-	-	-	120	18	-	15.0
AUTO THEFT	5	2	-	40.0	-	-	-	-	-	-	-	-	5	2	-	40.0
FORGERY, COUNTERFEIT	45	22	-	48.9	-	-	-	-	-	-	-	-	45	22	-	48.9
SEX OFFENSES	-	-	-	-	-	-	-	-	-	-	-	-	-	-	-	-
MARIHUANA	19	9	-	47.4	11	9	-	81.8	-	-	-	-	8	-	-	-
NARCOTICS	65	10	-	15.4	3	1	-	33.3	4	-	-	-	58	9	-	15.5
WEAPONS AND FIREARMS	70	31	-	44.3	7	-	-	-	2	2	-	100.0	61	29	-	47.5
ESCAPE	5	2	-	40.0	2	-	-	-	-	-	-	-	3	2	-	66.7
OTHER GENERAL OFFENSES	36	3	-	8.6	7	1	-	14.3	7	-	-	-	21	2	-	9.5
IMMIGRATION LAWS	7	6	-	85.7	-	-	-	-	-	-	-	-	7	6	-	85.7
LIQUOR, INTERNAL REV.	-	-	-	-	-	-	-	-	-	-	-	-	-	-	-	-
SELECTIVE SERVICE ACT	-	-	-	-	-	-	-	-	-	-	-	-	-	-	-	-
OTHER SPECIAL OFFENSES (FEDERAL STATUTES)	57	6	-	10.5	3	2	-	66.7	6	-	-	-	48	4	-	8.3
NEW HAMPSHIRE																
TOTAL	56	19	-	33.9	5	3	-	60.0	-	-	-	-	51	16	-	31.4
HOMICIDE	-	-	-	-	-	-	-	-	-	-	-	-	-	-	-	-
ROBBERY	2	1	-	50.0	-	-	-	-	-	-	-	-	2	1	-	50.0
ASSAULT	-	-	-	-	-	-	-	-	-	-	-	-	-	-	-	-
BURGLARY	-	-	-	-	-	-	-	-	-	-	-	-	-	-	-	-
LARCENY AND THEFT	13	7	-	53.8	1	-	-	-	-	-	-	-	12	7	-	58.3
EMBEZZLEMENT	2	-	-	-	-	-	-	-	-	-	-	-	2	-	-	-
FRAUD	18	6	-	33.3	1	1	-	100.0	-	-	-	-	17	5	-	29.4
AUTO THEFT	-	-	-	-	-	-	-	-	-	-	-	-	-	-	-	-
FORGERY, COUNTERFEIT	4	3	-	75.0	2	2	-	100.0	-	-	-	-	2	1	-	50.0
SEX OFFENSES	-	-	-	-	-	-	-	-	-	-	-	-	-	-	-	-
MARIHUANA	-	-	-	-	-	-	-	-	-	-	-	-	-	-	-	-
NARCOTICS	3	1	-	33.3	-	-	-	-	-	-	-	-	3	1	-	33.3
WEAPONS AND FIREARMS	5	1	-	20.0	-	-	-	-	-	-	-	-	5	1	-	20.0
ESCAPE	-	-	-	-	-	-	-	-	-	-	-	-	-	-	-	-
OTHER GENERAL OFFENSES	-	-	-	-	-	-	-	-	-	-	-	-	-	-	-	-
IMMIGRATION LAWS	-	-	-	-	-	-	-	-	-	-	-	-	-	-	-	-
LIQUOR, INTERNAL REV.	-	-	-	-	-	-	-	-	-	-	-	-	-	-	-	-
SELECTIVE SERVICE ACT	-	-	-	-	-	-	-	-	-	-	-	-	-	-	-	-
OTHER SPECIAL OFFENSES (FEDERAL STATUTES)	9	-	-	-	1	-	-	-	-	-	-	-	8	-	-	-

<sup>1</sup> CJA (Criminal Justice Act). This category reflects the number of defendants who were represented by private attorneys appointed by the court from Criminal Justice Act panels.

<sup>2</sup> FPD (Federal Public Defender). These figures also include persons represented by Community Defenders.

**TABLE 2**  
**UNITED STATES DISTRICT COURTS**  
**ASSIGNMENT OF COUNSEL FOR CRIMINAL DEFENDANTS BY METHOD OF DISPOSITION**  
**TWELVE MONTH PERIOD ENDED JUNE 30, 1979**

DISTRICT AND OFFENSE	TOTAL DEFENDANTS				DISMISSED				ACQUITTED				CONVICTED			
	TOTAL	ASSIGNED COUNSEL			TOTAL	ASSIGNED COUNSEL			TOTAL	ASSIGNED COUNSEL			TOTAL	ASSIGNED COUNSEL		
		NUMBER	PERCENT			NUMBER	PERCENT			NUMBER	PERCENT			NUMBER	PERCENT	
RHODE ISLAND TOTAL	85	21	-	24.7	10	-	-	-	5	2	-	40.0	70	19	-	27.1
HOMICIDE	-	-	-	-	-	-	-	-	-	-	-	-	-	-	-	-
ROBBERY	-	-	-	-	-	-	-	-	-	-	-	-	-	-	-	-
ASSAULT	1	-	-	-	-	-	-	-	-	-	-	-	1	-	-	-
BURGLARY	-	-	-	-	-	-	-	-	-	-	-	-	-	-	-	-
LARCENY AND THEFT	18	7	-	38.9	-	-	-	-	-	-	-	-	18	7	-	38.9
EMBEZZLEMENT	5	1	-	20.0	-	-	-	-	-	-	-	-	5	1	-	20.0
FRAUD	31	5	-	16.1	5	-	-	-	3	2	-	66.7	23	3	-	13.0
AUTO THEFT	8	-	-	-	-	-	-	-	-	-	-	-	7	-	-	-
FORGERY, COUNTERFEIT	10	6	-	60.0	1	-	-	-	1	-	-	-	9	6	-	66.7
SEX OFFENSES	-	-	-	-	-	-	-	-	-	-	-	-	-	-	-	-
MARIHUANA	-	-	-	-	-	-	-	-	-	-	-	-	-	-	-	-
NARCOTICS	3	1	-	33.3	-	-	-	-	-	-	-	-	-	-	-	-
WEAPONS AND FIREARMS	4	1	-	25.0	1	-	-	-	-	-	-	-	3	1	-	33.3
ESCAPE	-	-	-	-	-	-	-	-	-	-	-	-	3	1	-	33.3
OTHER GENERAL OFFENSES	2	-	-	-	1	-	-	-	-	-	-	-	1	-	-	-
IMMIGRATION LAWS	-	-	-	-	-	-	-	-	-	-	-	-	-	-	-	-
LIQUOR, INTERNAL REV.	-	-	-	-	-	-	-	-	-	-	-	-	-	-	-	-
SELECTIVE SERVICE ACT	-	-	-	-	-	-	-	-	-	-	-	-	-	-	-	-
OTHER SPECIAL OFFENSES (FEDERAL STATUTES)	3	-	-	-	2	-	-	-	1	-	-	-	-	-	-	-
PUERTO RICO TOTAL	337	119	98	64.4	49	8	12	40.8	14	3	3	42.9	274	108	83	69.7
HOMICIDE	-	-	-	-	-	-	-	-	-	-	-	-	-	-	-	-
ROBBERY	6	2	2	66.7	2	-	1	50.0	-	-	-	-	-	-	-	-
ASSAULT	7	1	2	42.9	1	-	-	-	-	-	-	-	4	2	1	75.0
BURGLARY	1	-	1	100.0	-	-	-	-	-	-	-	-	5	1	2	50.0
LARCENY AND THEFT	28	12	11	82.1	4	-	3	75.0	2	2	-	100.0	1	-	1	100.0
EMBEZZLEMENT	11	3	2	45.5	1	-	1	100.0	-	-	-	-	22	10	8	81.8
FRAUD	56	16	29	80.4	6	-	2	33.3	3	-	2	66.7	10	3	1	40.0
AUTO THEFT	-	-	-	-	-	-	-	-	-	-	-	-	47	16	25	87.2
FORGERY, COUNTERFEIT	17	7	7	82.4	5	1	3	80.0	-	-	-	-	-	-	-	-
SEX OFFENSES	-	-	-	-	-	-	-	-	-	-	-	-	12	6	4	83.3
MARIHUANA	9	-	-	-	3	-	-	-	-	-	-	-	5	-	-	-
NARCOTICS	36	7	7	38.9	10	1	1	20.0	1	-	-	-	-	-	-	-
WEAPONS AND FIREARMS	-	-	-	-	-	-	-	-	-	-	-	-	26	6	6	46.2
ESCAPE	-	-	-	-	-	-	-	-	-	-	-	-	-	-	-	-
OTHER GENERAL OFFENSES	5	-	1	20.0	-	-	-	-	-	-	-	-	-	-	-	-
IMMIGRATION LAWS	85	57	25	86.5	7	5	1	85.7	2	-	-	-	3	-	1	33.3
LIQUOR, INTERNAL REV.	-	-	-	-	-	-	-	-	-	-	-	-	78	52	24	97.4
SELECTIVE SERVICE ACT	-	-	-	-	-	-	-	-	-	-	-	-	-	-	-	-
OTHER SPECIAL OFFENSES (FEDERAL STATUTES)	76	14	11	32.9	10	1	-	10.0	6	1	1	33.3	60	12	10	36.7
CONNECTICUT TOTAL	215	39	67	80.2	16	1	5	37.5	5	1	1	40.0	190	37	61	51.6
HOMICIDE	-	-	-	-	-	-	-	-	-	-	-	-	-	-	-	-
ROBBERY	4	1	-	25.0	-	-	-	-	-	-	-	-	4	1	-	25.0
ASSAULT	1	-	1	100.0	-	-	-	-	-	-	-	-	1	-	1	100.0
BURGLARY	-	-	-	-	-	-	-	-	-	-	-	-	-	-	-	-
LARCENY AND THEFT	33	16	10	78.8	3	-	1	33.3	-	-	-	-	-	-	-	-
EMBEZZLEMENT	27	1	12	48.1	1	-	-	-	-	-	-	-	30	16	9	83.3
FRAUD	27	4	6	37.0	2	-	-	-	-	-	-	-	26	1	12	50.0
AUTO THEFT	1	-	-	-	-	-	-	-	-	-	-	-	25	4	6	40.0
FORGERY, COUNTERFEIT	11	1	2	81.8	2	-	1	50.0	-	-	-	-	1	-	-	-
SEX OFFENSES	-	-	-	-	-	-	1	-	-	-	-	-	9	1	7	88.9
MARIHUANA	6	-	2	33.3	-	-	-	-	-	-	-	-	-	-	-	-
NARCOTICS	25	6	3	36.0	-	-	-	-	-	-	-	-	6	-	2	33.3
WEAPONS AND FIREARMS	26	5	13	69.2	3	1	2	100.0	3	1	1	66.7	25	6	3	36.0
ESCAPE	6	-	4	66.7	-	-	-	-	-	-	-	-	20	3	10	65.0
OTHER GENERAL OFFENSES	26	2	2	15.4	4	-	1	25.0	2	-	-	-	6	-	4	66.7
IMMIGRATION LAWS	1	-	1	100.0	-	-	-	-	-	-	-	-	10	2	1	18.0
LIQUOR, INTERNAL REV.	2	-	-	-	-	-	-	-	-	-	-	-	1	-	1	100.0
SELECTIVE SERVICE ACT	-	-	-	-	-	-	-	-	-	-	-	-	2	-	-	-
OTHER SPECIAL OFFENSES (FEDERAL STATUTES)	15	3	5	53.3	1	-	-	-	-	-	-	-	14	3	5	57.1

<sup>1</sup> CJA (Criminal Justice Act). This category reflects the number of defendants who were represented by private attorneys appointed by the court from Criminal Justice Act panels.  
<sup>2</sup> FPD (Federal Public Defender). These figures also include persons represented by Community Defenders.

**TABLE 2**  
**UNITED STATES DISTRICT COURTS**  
**ASSIGNMENT OF COUNSEL FOR CRIMINAL DEFENDANTS BY METHOD OF DISPOSITION**  
**TWELVE MONTH PERIOD ENDED JUNE 30, 1979**

DISTRICT AND OFFENSE	TOTAL DEFENDANTS				DISMISSED				ACQUITTED				CONVICTED			
	TOTAL	ASSIGNED COUNSEL			TOTAL	ASSIGNED COUNSEL			TOTAL	ASSIGNED COUNSEL			TOTAL	ASSIGNED COUNSEL		
		NUMBER	PERCENT			NUMBER	PERCENT			NUMBER	PERCENT			NUMBER	PERCENT	
NEW YORK NORTHERN TOTAL	195	80	-	41.0	22	10	-	45.5	5	1	-	20.0	168	69	-	41.1
HOMICIDE	-	-	-	-	-	-	-	-	-	-	-	-	-	-	-	-
ROBBERY	1	1	-	100.0	1	1	-	100.0	-	-	-	-	-	-	-	-
ASSAULT	1	1	-	100.0	-	-	-	-	-	-	-	-	1	1	-	100.0
BURGLARY	-	-	-	-	-	-	-	-	-	-	-	-	-	-	-	-
LARCENY AND THEFT	21	11	-	52.4	2	-	-	-	-	-	-	-	19	11	-	57.9
EMBEZZLEMENT	13	4	-	30.8	-	-	-	-	-	-	-	-	13	4	-	30.8
FRAUD	41	17	-	41.5	9	5	-	55.6	-	-	-	-	32	12	-	37.5
AUTO THEFT	2	1	-	50.0	-	-	-	-	-	-	-	-	2	1	-	50.0
FORGERY, COUNTERFEIT	11	3	-	27.3	-	-	-	-	-	-	-	-	11	3	-	27.3
SEX OFFENSES	-	-	-	-	-	-	-	-	-	-	-	-	-	-	-	-
MARIHUANA	7	-	-	-	3	-	-	-	-	-	-	-	4	-	-	-
NARCOTICS	10	2	-	20.0	1	-	-	-	1	-	-	-	8	2	-	25.0
WEAPONS AND FIREARMS	6	4	-	66.7	1	1	-	100.0	1	1	-	100.0	4	2	-	50.0
ESCAPE	-	-	-	-	-	-	-	-	-	-	-	-	-	-	-	-
OTHER GENERAL OFFENSES	2	2	-	100.0	1	1	-	100.0	-	-	-	-	1	1	-	100.0
IMMIGRATION LAWS	38	29	-	76.3	1	1	-	100.0	1	-	-	-	36	28	-	77.8
LIQUOR, INTERNAL REV.	-	-	-	-	-	-	-	-	-	-	-	-	-	-	-	-
SELECTIVE SERVICE ACT	-	-	-	-	-	-	-	-	-	-	-	-	-	-	-	-
OTHER SPECIAL OFFENSES (FEDERAL STATUTES)	42	5	-	11.9	3	1	-	33.3	2	-	-	-	37	4	-	10.8
NEW YORK EASTERN TOTAL	1,094	147	277	38.8	143	29	10	27.3	38	6	5	28.9	913	112	262	41.0
HOMICIDE	1	1	-	100.0	-	-	-	-	-	-	-	-	1	1	-	100.0
ROBBERY	65	15	16	47.7	4	-	1	25.0	3	1	-	33.3	58	14	15	50.0
ASSAULT	7	-	2	28.6	1	-	-	-	1	-	1	100.0	5	-	1	20.0
BURGLARY	-	-	-	-	-	-	-	-	-	-	-	-	-	-	-	-
LARCENY AND THEFT	213	42	75	84.9	44	20	2	50.0	6	2	-	33.3	163	22	71	57.1
EMBEZZLEMENT	54	3	27	55.6	3	-	1	33.3	1	-	-	-	50	3	26	58.0
FRAUD	150	9	30	26.0	15	1	2	20.0	5	-	-	-	130	8	28	27.7
AUTO THEFT	2	-	-	-	-	-	-	-	-	-	-	-	2	-	-	-
FORGERY, COUNTERFEIT	109	13	37	45.9	10	1	2	30.0	1	-	-	-	98	12	35	48.0
SEX OFFENSES	-	-	-	-	-	-	-	-	-	-	-	-	-	-	-	-
MARIHUANA	19	5	1	31.6	2	-	-	-	-	-	-	-	17	5	1	35.3
NARCOTICS	259	42	31	28.2	25	3	1	16.0	11	3	1	36.4	223	36	29	29.1
WEAPONS AND FIREARMS	49	4	12	32.7	6	1	1	33.3	6	2	1	50.0	37	1	10	29.7
ESCAPE	6	-	3	50.0	1	-	-	-	-	-	-	-	5	-	3	60.0
OTHER GENERAL OFFENSES	44	3	2	11.4	14	1	-	7.1	3	-	-	-	27	2	2	14.8
IMMIGRATION LAWS	10	1	5	60.0	-	-	-	-	-	-	-	-	10	1	5	60.0
LIQUOR, INTERNAL REV.	-	-	-	-	-	-	-	-	-	-	-	-	-	-	-	-
SELECTIVE SERVICE ACT	3	-	-	-	3	-	-	-	-	-	-	-	-	-	-	-
OTHER SPECIAL OFFENSES (FEDERAL STATUTES)	103	9	36	43.7	15	2	-	13.3	1	-	-	-	87	7	36	49.4
NEW YORK SOUTHERN TOTAL	9,421	278	339	43.4	211	24	34	27.5	41	7	3	24.4	1,169	247	302	47.0
HOMICIDE	-	-	-	-	-	-	-	-	-	-	-	-	-	-	-	-
ROBBERY	52	17	18	67.3	2	1	-	50.0	2	-	1	50.0	48	15	17	68.8
ASSAULT	10	2	1	30.0	5	-	-	-	2	-	1	50.0	3	2	-	66.7
BURGLARY	1	-	-	-	1	-	-	-	-	-	-	-	-	-	-	-
LARCENY AND THEFT	223	65	81	65.5	17	4	6	58.8	-	-	-	-	206	61	75	66.0
EMBEZZLEMENT	76	8	31	51.3	10	-	4	40.0	1	-	-	-	65	8	27	53.8
FRAUD	358	38	72	30.7	46	7	7	30.4	10	1	1	20.0	302	30	64	31.1
AUTO THEFT	-	-	-	-	-	-	-	-	-	-	-	-	-	-	-	-
FORGERY, COUNTERFEIT	110	26	37	57.3	14	3	4	60.0	3	2	-	66.7	93	21	33	58.1
SEX OFFENSES	6	2	1	50.0	2	1	-	50.0	-	-	-	-	4	1	1	50.0
MARIHUANA	19	1	-	5.3	5	-	-	-	2	-	-	-	12	1	-	8.3
NARCOTICS	317	71	51	38.5	78	3	5	10.3	12	4	-	33.3	227	64	46	48.5
WEAPONS AND FIREARMS	47	15	7	46.8	7	3	2	71.4	-	-	-	-	40	12	5	42.5
ESCAPE	20	3	8	55.0	3	-	1	33.3	-	-	-	-	17	3	7	58.8
OTHER GENERAL OFFENSES	62	4	4	12.9	4	1	-	25.0	7	-	-	-	51	3	4	13.7
IMMIGRATION LAWS	22	9	9	81.8	1	-	1	100.0	-	-	-	-	21	9	8	81.0
LIQUOR, INTERNAL REV.	1	-	-	-	1	-	-	-	-	-	-	-	-	-	-	-
SELECTIVE SERVICE ACT	2	1	-	50.0	2	1	-	50.0	-	-	-	-	-	-	-	-
OTHER SPECIAL OFFENSES (FEDERAL STATUTES)	95	16	19	36.8	13	-	4	30.8	2	-	-	-	80	16	15	38.8

**CONTINUED**

**2 OF 5**

**TABLE 2**  
**UNITED STATES DISTRICT COURTS**  
**ASSIGNMENT OF COUNSEL FOR CRIMINAL DEFENDANTS BY METHOD OF DISPOSITION**  
**TWELVE MONTH PERIOD ENDED JUNE 30, 1979**

DISTRICT AND OFFENSE	TOTAL DEFENDANTS				DISMISSED				ACQUITTED				CONVICTED			
	TOTAL	ASSIGNED COUNSEL			TOTAL	ASSIGNED COUNSEL			TOTAL	ASSIGNED COUNSEL			TOTAL	ASSIGNED COUNSEL		
		NUMBER	PERCENT	CJA 1		FPD 2	NUMBER	PERCENT		CJA 1	FPD 2	NUMBER		PERCENT	CJA 1	FPD 2
NEW YORK WESTERN TOTAL	401	104	-	25.9	38	7	-	18.4	6	2	-	33.3	357	95	-	26.6
HOMICIDE	-	-	-	-	-	-	-	-	-	-	-	-	-	-	-	-
ROBBERY	12	6	-	50.0	1	1	-	100.0	-	-	-	-	11	5	-	45.5
ASSAULT	3	3	-	100.0	-	-	-	-	-	-	-	-	3	3	-	100.0
BURGLARY	-	-	-	-	-	-	-	-	-	-	-	-	-	-	-	-
LARCENY AND THEFT	132	27	-	20.5	-	-	-	-	1	-	-	-	131	27	-	20.6
EMBEZZLEMENT	17	5	-	29.4	2	-	-	-	1	-	-	-	14	5	-	35.7
FRAUD	86	21	-	24.4	9	2	-	22.2	3	1	-	33.3	74	18	-	24.3
AUTO THEFT	2	2	-	100.0	1	1	-	100.0	-	-	-	-	1	1	-	100.0
FORGERY, COUNTERFEIT	16	5	-	31.3	1	-	-	-	-	-	-	-	15	5	-	33.3
SEX OFFENSES	1	-	-	-	1	-	-	-	-	-	-	-	-	-	-	-
MARIHUANA	3	-	-	-	-	-	-	-	-	-	-	-	3	-	-	-
NARCOTICS	26	4	-	15.4	6	-	-	-	-	-	-	-	20	4	-	20.0
WEAPONS AND FIREARMS	11	3	-	27.3	5	-	-	-	-	-	-	-	6	3	-	50.0
ESCAPE	-	-	-	-	-	-	-	-	-	-	-	-	-	-	-	-
OTHER GENERAL OFFENSES	20	4	-	20.0	2	-	-	-	-	-	-	-	18	4	-	22.2
IMMIGRATION LAWS	5	4	-	80.0	-	-	-	-	-	-	-	-	5	4	-	80.0
LIQUOR, INTERNAL REV.	-	-	-	-	-	-	-	-	-	-	-	-	-	-	-	-
SELECTIVE SERVICE ACT	-	-	-	-	-	-	-	-	-	-	-	-	-	-	-	-
OTHER SPECIAL OFFENSES (FEDERAL STATUTES)	67	20	-	29.9	10	3	-	30.0	1	1	-	100.0	56	16	-	28.6
VERMONT TOTAL	67	26	-	38.8	11	1	-	9.1	3	1	-	33.3	53	24	-	45.3
HOMICIDE	-	-	-	-	-	-	-	-	-	-	-	-	-	-	-	-
ROBBERY	1	-	-	-	1	-	-	-	-	-	-	-	-	-	-	-
ASSAULT	-	-	-	-	-	-	-	-	-	-	-	-	-	-	-	-
BURGLARY	-	-	-	-	-	-	-	-	-	-	-	-	-	-	-	-
LARCENY AND THEFT	3	2	-	66.7	-	-	-	-	-	-	-	-	3	2	-	66.7
EMBEZZLEMENT	6	1	-	16.7	-	-	-	-	-	-	-	-	6	1	-	16.7
FRAUD	11	4	-	36.4	2	-	-	-	-	-	-	-	9	4	-	44.4
AUTO THEFT	-	-	-	-	-	-	-	-	-	-	-	-	-	-	-	-
FORGERY, COUNTERFEIT	9	7	-	77.8	1	1	-	100.0	1	-	-	-	8	6	-	75.0
SEX OFFENSES	-	-	-	-	-	-	-	-	-	-	-	-	-	-	-	-
MARIHUANA	3	-	-	-	-	-	-	-	-	-	-	-	3	-	-	-
NARCOTICS	16	4	-	25.0	4	-	-	-	-	-	-	-	12	4	-	33.3
WEAPONS AND FIREARMS	3	2	-	66.7	1	-	-	-	1	1	-	100.0	1	1	-	100.0
ESCAPE	-	-	-	-	-	-	-	-	-	-	-	-	-	-	-	-
OTHER GENERAL OFFENSES	1	-	-	-	1	-	-	-	-	-	-	-	-	-	-	-
IMMIGRATION LAWS	10	6	-	60.0	-	-	-	-	1	-	-	-	9	6	-	66.7
LIQUOR, INTERNAL REV.	-	-	-	-	-	-	-	-	-	-	-	-	-	-	-	-
SELECTIVE SERVICE ACT	-	-	-	-	-	-	-	-	-	-	-	-	-	-	-	-
OTHER SPECIAL OFFENSES (FEDERAL STATUTES)	4	-	-	-	1	-	-	-	1	-	-	-	2	-	-	-
DELAWARE TOTAL	123	33	-	26.8	24	2	-	8.3	20	-	-	-	79	31	-	39.2
HOMICIDE	-	-	-	-	-	-	-	-	-	-	-	-	-	-	-	-
ROBBERY	2	-	-	-	1	-	-	-	-	-	-	-	1	-	-	-
ASSAULT	1	1	-	100.0	-	-	-	-	-	-	-	-	1	1	-	100.0
BURGLARY	-	-	-	-	-	-	-	-	-	-	-	-	-	-	-	-
LARCENY AND THEFT	12	6	-	50.0	-	-	-	-	-	-	-	-	12	6	-	50.0
EMBEZZLEMENT	8	3	-	37.5	-	-	-	-	-	-	-	-	8	3	-	37.5
FRAUD	15	3	-	20.0	2	-	-	-	-	-	-	-	13	3	-	23.1
AUTO THEFT	-	-	-	-	-	-	-	-	-	-	-	-	-	-	-	-
FORGERY, COUNTERFEIT	12	9	-	75.0	2	-	-	-	-	-	-	-	10	9	-	90.0
SEX OFFENSES	-	-	-	-	-	-	-	-	-	-	-	-	-	-	-	-
MARIHUANA	5	2	-	40.0	2	-	-	-	-	-	-	-	3	2	-	66.7
NARCOTICS	11	4	-	36.4	1	1	-	100.0	-	-	-	-	10	3	-	30.0
WEAPONS AND FIREARMS	2	1	-	50.0	-	-	-	-	-	-	-	-	2	1	-	50.0
ESCAPE	-	-	-	-	-	-	-	-	-	-	-	-	-	-	-	-
OTHER GENERAL OFFENSES	2	1	-	50.0	-	-	-	-	-	-	-	-	2	1	-	50.0
IMMIGRATION LAWS	1	1	-	100.0	-	-	-	-	-	-	-	-	1	1	-	100.0
LIQUOR, INTERNAL REV.	-	-	-	-	-	-	-	-	-	-	-	-	-	-	-	-
SELECTIVE SERVICE ACT	-	-	-	-	-	-	-	-	-	-	-	-	-	-	-	-
OTHER SPECIAL OFFENSES (FEDERAL STATUTES)	52	2	-	3.8	16	1	-	6.3	20	-	-	-	16	1	-	6.3

<sup>1</sup> CJA (Criminal Justice Act). This category reflects the number of defendants who were represented by private attorneys appointed by the court from Criminal Justice Act panels.

<sup>2</sup> FPD (Federal Public Defender). These figures also include persons represented by Community Defenders.

**TABLE 2**  
**UNITED STATES DISTRICT COURTS**  
**ASSIGNMENT OF COUNSEL FOR CRIMINAL DEFENDANTS BY METHOD OF DISPOSITION**  
**TWELVE MONTH PERIOD ENDED JUNE 30, 1979**

DISTRICT AND OFFENSE	TOTAL DEFENDANTS				DISMISSED				ACQUITTED				CONVICTED			
	TOTAL	ASSIGNED COUNSEL			TOTAL	ASSIGNED COUNSEL			TOTAL	ASSIGNED COUNSEL			TOTAL	ASSIGNED COUNSEL		
		NUMBER	CJA 1	FPD 2		PERCENT	NUMBER	CJA 1		FPD 2	PERCENT	NUMBER		CJA 1	FPD 2	PERCENT
NEW JERSEY TOTAL	775	77	155	29.9	71	6	24	42.3	30	2	6	26.7	674	69	125	28.8
HOMICIDE	-	-	-	-	-	-	-	-	-	-	-	-	-	-	-	-
ROBBERY	19	10	4	73.7	4	-	1	25.0	1	1	-	100.0	14	9	3	85.7
ASSAULT	7	1	2	42.9	1	-	-	-	-	-	-	-	6	1	2	50.0
BURGLARY	-	-	-	-	-	-	-	-	-	-	-	-	-	-	-	-
LARCENY AND THEFT	70	10	14	34.3	2	-	1	50.0	8	-	1	12.5	60	10	12	36.7
EMBEZZLEMENT	62	5	13	29.0	9	1	3	44.4	5	-	2	40.0	48	4	8	25.0
FRAUD	314	18	75	29.6	18	-	11	61.1	6	-	1	16.7	290	18	63	27.9
AUTO THEFT	10	1	2	30.0	-	-	-	-	-	-	-	-	10	1	2	30.0
FORGERY, COUNTERFEIT	76	14	20	44.7	1	-	1	100.0	4	1	-	25.0	71	13	19	45.1
SEX OFFENSES	-	-	-	-	-	-	-	-	-	-	-	-	-	-	-	-
MARIHUANA	1	-	-	-	-	-	-	-	-	-	-	-	1	-	-	-
NARCOTICS	51	9	6	29.4	11	2	2	36.4	-	-	-	-	40	7	4	27.5
WEAPONS AND FIREARMS	22	3	3	27.3	2	2	-	100.0	1	-	-	-	19	1	3	21.1
ESCAPE	4	2	1	75.0	-	-	-	-	-	-	-	-	4	2	1	75.0
OTHER GENERAL OFFENSES	47	1	5	12.8	6	-	1	12.5	5	-	2	40.0	34	1	2	8.8
IMMIGRATION LAWS	9	1	2	33.3	2	1	1	100.0	-	-	-	-	7	-	1	14.3
LIQUOR, INTERNAL REV.	-	-	-	-	-	-	-	-	-	-	-	-	-	-	-	-
SELECTIVE SERVICE ACT	1	-	-	-	1	-	-	-	-	-	-	-	-	-	-	-
OTHER SPECIAL OFFENSES (FEDERAL STATUTES)	82	2	8	12.2	12	-	3	25.0	-	-	-	-	70	2	5	10.0
PENNSYLVANIA EASTERN TOTAL	561	76	-	13.5	42	5	-	11.9	27	3	-	11.1	492	68	-	13.8
HOMICIDE	-	-	-	-	-	-	-	-	-	-	-	-	-	-	-	-
ROBBERY	21	10	-	47.6	1	-	-	-	-	-	-	-	20	10	-	50.0
ASSAULT	5	1	-	20.0	2	-	-	-	-	-	-	-	3	1	-	33.3
BURGLARY	-	-	-	-	-	-	-	-	-	-	-	-	-	-	-	-
LARCENY AND THEFT	48	12	-	25.0	3	1	-	33.3	1	-	-	-	44	11	-	25.0
EMBEZZLEMENT	21	-	-	-	-	-	-	-	1	-	-	-	20	-	-	-
FRAUD	152	15	-	9.9	5	1	-	20.0	4	-	-	-	143	14	-	9.8
AUTO THEFT	9	2	-	22.2	2	-	-	-	-	-	-	-	7	2	-	28.6
FORGERY, COUNTERFEIT	59	12	-	20.3	8	-	-	-	1	1	-	100.0	50	11	-	22.0
SEX OFFENSES	-	-	-	-	-	-	-	-	-	-	-	-	-	-	-	-
MARIHUANA	24	3	-	12.5	4	-	-	-	2	-	-	-	18	3	-	16.7
NARCOTICS	70	11	-	15.7	5	2	-	40.0	4	-	-	-	61	9	-	14.8
WEAPONS AND FIREARMS	22	-	-	-	4	-	-	-	-	-	-	-	18	-	-	-
ESCAPE	4	2	-	50.0	1	1	-	100.0	-	-	-	-	3	1	-	33.3
OTHER GENERAL OFFENSES	45	1	-	2.2	2	-	-	-	2	-	-	-	41	1	-	2.4
IMMIGRATION LAWS	2	-	-	-	-	-	-	-	-	-	-	-	2	-	-	-
LIQUOR, INTERNAL REV.	-	-	-	-	-	-	-	-	-	-	-	-	-	-	-	-
SELECTIVE SERVICE ACT	-	-	-	-	-	-	-	-	-	-	-	-	-	-	-	-
OTHER SPECIAL OFFENSES (FEDERAL STATUTES)	79	7	-	8.9	5	-	-	-	12	2	-	16.7	62	5	-	8.1
PENNSYLVANIA MIDDLE TOTAL	113	46	-	40.7	8	3	-	37.5	2	-	-	-	103	43	-	41.7
HOMICIDE	-	-	-	-	-	-	-	-	-	-	-	-	-	-	-	-
ROBBERY	5	3	-	60.0	-	-	-	-	-	-	-	-	5	3	-	60.0
ASSAULT	-	-	-	-	-	-	-	-	-	-	-	-	-	-	-	-
BURGLARY	-	-	-	-	-	-	-	-	-	-	-	-	-	-	-	-
LARCENY AND THEFT	11	5	-	45.5	-	-	-	-	-	-	-	-	11	5	-	45.5
EMBEZZLEMENT	11	-	-	-	-	-	-	-	-	-	-	-	11	-	-	-
FRAUD	14	4	-	28.6	1	-	-	-	1	-	-	-	12	4	-	33.3
AUTO THEFT	-	-	-	-	-	-	-	-	-	-	-	-	-	-	-	-
FORGERY, COUNTERFEIT	8	4	-	62.5	-	-	-	-	-	-	-	-	8	5	-	62.5
SEX OFFENSES	-	-	-	-	-	-	-	-	-	-	-	-	-	-	-	-
MARIHUANA	8	6	-	75.0	-	-	-	-	-	-	-	-	8	6	-	75.0
NARCOTICS	11	3	-	27.3	3	1	-	33.3	-	-	-	-	8	2	-	25.0
WEAPONS AND FIREARMS	6	4	-	66.7	1	1	-	100.0	-	-	-	-	5	3	-	60.0
ESCAPE	15	15	-	100.0	1	1	-	100.0	-	-	-	-	14	14	-	100.0
OTHER GENERAL OFFENSES	9	1	-	11.1	1	-	-	-	1	-	-	-	7	1	-	14.3
IMMIGRATION LAWS	-	-	-	-	-	-	-	-	-	-	-	-	-	-	-	-
LIQUOR, INTERNAL REV.	-	-	-	-	-	-	-	-	-	-	-	-	-	-	-	-
SELECTIVE SERVICE ACT	-	-	-	-	-	-	-	-	-	-	-	-	-	-	-	-
OTHER SPECIAL OFFENSES (FEDERAL STATUTES)	15	-	-	-	1	-	-	-	-	-	-	-	14	-	-	-

**TABLE 2**  
**UNITED STATES DISTRICT COURTS**  
**ASSIGNMENT OF COUNSEL FOR CRIMINAL DEFENDANTS BY METHOD OF DISPOSITION**  
**TWELVE MONTH PERIOD ENDED JUNE 30, 1979**

DISTRICT AND OFFENSE	TOTAL DEFENDANTS				DISMISSED				ACQUITTED				CONVICTED			
	TOTAL	ASSIGNED COUNSEL			TOTAL	ASSIGNED COUNSEL			TOTAL	ASSIGNED COUNSEL			TOTAL	ASSIGNED COUNSEL		
		NUMBER		PERCENT		NUMBER		PERCENT		NUMBER		PERCENT		NUMBER		PERCENT
		CJA 1	FPD 2			CJA 1	FPD 2			CJA 1	FPD 2			CJA 1	FPD 2	
PENNSYLVANIA WESTERN TOTAL	447	52	78	29.1	67	6	11	25.4	21	-	2	9.5	359	46	65	30.9
HOMICIDE	-	-	-	-	-	-	-	-	-	-	-	-	-	-	-	-
ROBBERY	33	10	11	53.6	3	-	2	66.7	2	-	-	-	28	10	9	67.9
ASSAULT	2	-	1	50.0	1	-	-	-	-	-	-	-	1	-	1	100.0
BURGLARY	-	-	-	-	-	-	-	-	-	-	-	-	-	-	-	-
LARCENY AND THEFT	30	1	11	40.0	7	-	2	28.6	1	-	-	-	22	1	9	45.5
EMBEZZLEMENT	22	-	6	27.3	-	-	-	-	-	-	-	-	22	-	6	27.3
FRAUD	105	8	13	20.0	15	2	3	33.3	7	-	-	-	83	6	10	19.3
AUTO THEFT	2	-	1	50.0	-	-	-	-	-	-	-	-	2	-	1	50.0
FORGERY, COUNTERFEIT	70	8	14	31.4	13	1	3	30.8	1	-	-	-	56	7	11	32.1
SEX OFFENSES	-	-	-	-	-	-	-	-	-	-	-	-	-	-	-	-
MARIHUANA	11	2	2	36.4	1	-	-	-	-	-	-	-	10	2	2	40.0
NARCOTICS	76	18	5	30.3	11	2	1	27.3	6	-	1	16.7	59	16	3	32.2
WEAPONS AND FIREARMS	31	3	7	32.3	3	1	-	33.3	2	-	-	-	26	2	7	34.6
ESCAPE	1	1	-	100.0	-	-	-	-	-	-	-	-	1	1	-	100.0
OTHER GENERAL OFFENSES	35	-	3	8.6	8	-	-	-	1	-	-	-	26	-	3	11.5
IMMIGRATION LAWS	3	-	1	33.3	-	-	-	-	-	-	-	-	3	-	1	33.3
LIQUOR, INTERNAL REV.	-	-	-	-	-	-	-	-	-	-	-	-	-	-	-	-
SELECTIVE SERVICE ACT	-	-	-	-	-	-	-	-	-	-	-	-	-	-	-	-
OTHER SPECIAL OFFENSES (FEDERAL STATUTES)	26	1	3	15.4	5	-	-	-	1	-	1	100.0	20	1	2	15.0
VIRGIN ISLANDS TOTAL	414	105	187	70.5	115	25	36	53.0	20	3	9	60.0	279	77	142	78.5
HOMICIDE	11	5	4	81.8	-	-	-	-	-	-	-	-	11	5	4	81.8
ROBBERY	31	13	13	83.9	10	6	3	90.0	3	1	2	100.0	18	6	8	77.8
ASSAULT	41	8	18	63.4	15	3	5	53.3	1	-	1	100.0	25	5	12	58.0
BURGLARY	30	12	16	93.3	8	3	4	87.5	-	-	-	-	22	9	12	95.5
LARCENY AND THEFT	75	21	46	85.3	11	2	8	90.9	2	-	1	50.0	62	19	37	90.3
EMBEZZLEMENT	10	1	4	50.0	3	1	1	66.7	-	-	-	-	7	-	3	42.9
FRAUD	20	4	8	60.0	3	-	1	33.3	-	-	-	-	17	4	7	64.7
AUTO THEFT	10	2	8	100.0	3	-	3	100.0	-	-	-	-	7	2	5	100.0
FORGERY, COUNTERFEIT	11	1	8	81.8	2	-	1	50.0	-	-	-	-	9	1	7	88.9
SEX OFFENSES	16	3	7	62.5	2	-	-	-	5	1	2	60.0	9	2	5	77.8
MARIHUANA	27	13	8	77.8	7	4	3	100.0	1	-	-	-	19	9	5	73.7
NARCOTICS	21	9	1	47.6	14	5	-	35.7	-	-	-	-	7	4	1	71.4
WEAPONS AND FIREARMS	35	3	16	54.3	15	1	4	33.3	5	1	3	80.0	15	1	9	66.7
ESCAPE	7	-	6	85.7	1	-	1	100.0	-	-	-	-	6	-	5	83.3
OTHER GENERAL OFFENSES	23	1	9	43.5	11	-	2	18.2	1	-	-	-	11	1	7	72.7
IMMIGRATION LAWS	29	8	13	72.4	6	-	-	-	-	-	-	-	23	8	13	91.3
LIQUOR, INTERNAL REV.	-	-	-	-	-	-	-	-	-	-	-	-	-	-	-	-
SELECTIVE SERVICE ACT	-	-	-	-	-	-	-	-	-	-	-	-	-	-	-	-
OTHER SPECIAL OFFENSES (FEDERAL STATUTES)	17	1	2	17.6	4	-	-	-	2	-	-	-	11	1	2	27.3
MARYLAND TOTAL	1,073	202	220	39.3	363	65	41	29.2	45	10	5	33.3	665	127	174	45.3
HOMICIDE	2	-	-	-	2	-	-	-	-	-	-	-	-	-	-	-
ROBBERY	52	18	22	76.9	8	-	4	50.0	-	-	-	-	44	18	18	81.8
ASSAULT	12	-	4	33.3	7	-	1	14.3	-	-	-	-	5	-	3	60.0
BURGLARY	5	1	3	80.0	-	-	-	-	-	-	-	-	5	1	3	80.0
LARCENY AND THEFT	239	39	58	40.6	67	12	15	40.3	13	1	3	30.8	159	26	40	41.5
EMBEZZLEMENT	27	2	19	77.8	4	-	4	100.0	-	-	-	-	23	2	18	73.9
FRAUD	124	7	35	33.9	9	-	2	22.2	3	-	-	-	112	7	33	35.7
AUTO THEFT	2	1	1	100.0	1	1	-	100.0	-	-	-	-	1	-	1	100.0
FORGERY, COUNTERFEIT	25	6	9	60.0	3	1	2	100.0	-	-	-	-	22	5	7	54.5
SEX OFFENSES	5	-	4	80.0	1	-	-	-	-	-	-	-	4	-	4	100.0
MARIHUANA	39	8	-	20.5	22	3	-	13.6	3	1	-	33.3	14	4	-	28.6
NARCOTICS	118	27	15	38.6	43	12	5	39.5	8	3	-	37.5	67	12	10	32.8
WEAPONS AND FIREARMS	34	6	9	44.1	4	1	1	50.0	1	1	-	100.0	29	4	8	41.4
ESCAPE	16	5	4	56.3	4	1	-	25.0	-	-	-	-	12	4	4	66.7
OTHER GENERAL OFFENSES	315	76	19	30.2	174	33	5	21.8	8	3	1	50.0	133	40	13	39.8
IMMIGRATION LAWS	6	-	2	33.3	-	-	-	-	3	-	1	33.3	3	-	1	33.3
LIQUOR, INTERNAL REV.	-	-	-	-	-	-	-	-	-	-	-	-	-	-	-	-
SELECTIVE SERVICE ACT	-	-	-	-	-	-	-	-	-	-	-	-	-	-	-	-
OTHER SPECIAL OFFENSES (FEDERAL STATUTES)	52	6	16	42.3	10	1	2	21.4	6	1	-	16.7	32	4	14	56.3

<sup>1</sup> CJA (Criminal Justice Act). This category reflects the number of defendants who were represented by private attorneys appointed by the court from Criminal Justice Act panels.

<sup>2</sup> FPD (Federal Public Defender). These figures also include persons represented by Community Defenders.

**TABLE 2**  
**UNITED STATES DISTRICT COURTS**  
**ASSIGNMENT OF COUNSEL FOR CRIMINAL DEFENDANTS BY METHOD OF DISPOSITION**  
**TWELVE MONTH PERIOD ENDED JUNE 30, 1979**

DISTRICT AND OFFENSE	TOTAL DEFENDANTS				DISMISSED				ACQUITTED				CONVICTED			
	TOTAL	ASSIGNED COUNSEL			TOTAL	ASSIGNED COUNSEL			TOTAL	ASSIGNED COUNSEL			TOTAL	ASSIGNED COUNSEL		
		NUMBER		PERCENT		NUMBER		PERCENT		NUMBER		PERCENT		NUMBER		PERCENT
		CJA 1	FPD 2			CJA 1	FPD 2			CJA 1	FPD 2			CJA 1	FPD 2	
NORTH CAROLINA EASTERN TOTAL	290	117	-	40.3	44	14	-	31.8	7	1	-	14.3	239	102	-	42.7
HOMICIDE	-	-	-	-	-	-	-	-	-	-	-	-	-	-	-	-
ROBBERY	16	11	-	68.8	1	1	-	100.0	2	-	-	-	13	10	-	76.9
ASSAULT	5	4	-	80.0	1	-	-	-	-	-	-	-	4	4	-	100.0
BURGLARY	2	1	-	50.0	1	-	-	-	-	-	-	-	1	1	-	100.0
LARCENY AND THEFT	44	30	-	68.2	6	3	-	50.0	-	-	-	-	38	27	-	71.1
EMBEZZLEMENT	15	7	-	46.7	1	1	-	100.0	-	-	-	-	14	6	-	42.9
FRAUD	62	13	-	21.0	7	1	-	14.3	-	-	-	-	55	12	-	21.8
AUTO THEFT	2	2	-	100.0	-	-	-	-	-	-	-	-	2	2	-	100.0
FORGERY, COUNTERFEIT	43	26	-	60.5	12	5	-	41.7	1	-	-	-	30	21	-	70.0
SEX OFFENSES	-	-	-	-	-	-	-	-	-	-	-	-	-	-	-	-
MARIHUANA	14	-	-	-	2	-	-	-	-	-	-	-	12	-	-	-
NARCOTICS	25	3	-	12.0	-	-	-	-	-	-	-	-	23	3	-	13.0
WEAPONS AND FIREARMS	18	8	-	44.4	6	2	-	33.3	2	-	-	-	12	6	-	50.0
ESCAPE	4	2	-	50.0	-	-	-	-	1	1	-	100.0	3	1	-	33.3
OTHER GENERAL OFFENSES	15	4	-	26.7	2	1	-	50.0	-	-	-	-	13	3	-	23.1
IMMIGRATION LAWS	1	1	-	100.0	-	-	-	-	-	-	-	-	1	1	-	100.0
LIQUOR, INTERNAL REV.	10	2	-	20.0	-	-	-	-	-	-	-	-	10	2	-	20.0
SELECTIVE SERVICE ACT	-	-	-	-	-	-	-	-	-	-	-	-	-	-	-	-
OTHER SPECIAL OFFENSES (FEDERAL STATUTES)	14	3	-	21.4	5	-	-	-	1	-	-	-	8	3	-	37.5
NORTH CAROLINA MIDDLE TOTAL	228	132	-	57.9	17	10	-	58.8	6	4	-	66.7	205	118	-	57.6
HOMICIDE	-	-	-	-	-	-	-	-	-	-	-	-	-	-	-	-
ROBBERY	17	14	-	82.4	2	1	-	50.0	-	-	-	-	15	13	-	86.7
ASSAULT	2	2	-	100.0	1	1	-	100.0	-	-	-	-	1	1	-	100.0
BURGLARY	2	1	-	50.0	-	-	-	-	-	-	-	-	2	1	-	50.0
LARCENY AND THEFT	60	51	-	85.0	2	-	-	-	2	2	-	100.0	56	49	-	87.5
EMBEZZLEMENT	14	6	-	42.9	-	-	-	-	-	-	-	-	14	6	-	42.9
FRAUD	35	8	-	22.9	4	1	-	25.0	1	-	-	-	30	7	-	23.3
AUTO THEFT	3	2	-	66.7	-	-	-	-	-	-	-	-	3	2	-	66.7
FORGERY, COUNTERFEIT	22	15	-	68.2	-	-	-	-	-	-	-	-	22	15	-	68.2
SEX OFFENSES	-	-	-	-	-	-	-	-	-	-	-	-	-	-	-	-
MARIHUANA	-	-	-	-	-	-	-	-	-	-	-	-	-	-	-	-
NARCOTICS	21	7	-	33.3	4	4	-	100.0	-	-	-	-	17	3	-	17.6
WEAPONS AND FIREARMS	14	9	-	64.3	2	2	-	100.0	-	-	-	-	12	7	-	58.3
ESCAPE	4	1	-	25.0	-	-	-	-	-	-	-	-	4	1	-	25.0
OTHER GENERAL OFFENSES	9	5	-	55.6	-	-	-	-	-	-	-	-	0	5	-	62.5
IMMIGRATION LAWS	-	-	-	-	-	-	-	-	1	-	-	-	-	-	-	-
LIQUOR, INTERNAL REV.	19	9	-	47.4	2	1	-	50.0	1	1	-	100.0	16	7	-	43.8
SELECTIVE SERVICE ACT	-	-	-	-	-	-	-	-	-	-	-	-	-	-	-	-
OTHER SPECIAL OFFENSES (FEDERAL STATUTES)	6	2	-	33.3	-	-	-	-	1	1	-	100.0	5	1	-	20.0
NORTH CAROLINA WESTERN TOTAL	326	122	-	37.4	45	8	-	17.8	13	4	-	30.8	268	110	-	41.0
HOMICIDE	1	-	-	-	-	-	-	-	-	-	-	-	1	-	-	-
ROBBERY	14	10	-	71.4	2	-	-	-	-	-	-	-	12	10	-	83.3
ASSAULT	8	5	-	62.5	-	-	-	-	1	1	-	100.0	7	4	-	57.1
BURGLARY	-	-	-	-	-	-	-	-	-	-	-	-	-	-	-	-
LARCENY AND THEFT	58	37	-	63.8	4	-	-	-	1	1	-	100.0	53	36	-	67.9
EMBEZZLEMENT	18	2	-	13.3	-	-	-	-	-	-	-	-	15	2	-	13.3
FRAUD	53	10	-	13.9	6	1	-	16.7	5	1	-	20.0	42	0	-	19.0
AUTO THEFT	13	8	-	38.5	3	-	-	-	-	-	-	-	10	5	-	50.0
FORGERY, COUNTERFEIT	64	26	-	40.6	12	5	-	41.7	4	1	-	25.0	48	20	-	41.7
SEX OFFENSES	1	-	-	-	-	-	-	-	-	-	-	-	1	-	-	-
MARIHUANA	5	-	-	-	-	-	-	-	-	-	-	-	5	-	-	-
NARCOTICS	2	-	-	-	-	-	-	-	-	-	-	-	2	-	-	-
WEAPONS AND FIREARMS	25	8	-	32.0	3	1	-	33.3	1	-	-	-	21	7	-	33.3
ESCAPE	1	-	-	-	-	-	-	-	-	-	-	-	1	-	-	-
OTHER GENERAL OFFENSES	14	6	-	42.9	1	-	-	-	1	-	-	-	12	5	-	50.0
IMMIGRATION LAWS	2	2	-	100.0	-	-	-	-	-	-	-	-	2	2	-	100.0
LIQUOR, INTERNAL REV.	5	1	-	20.0	-	-	-	-	-	-	-	-	5	1	-	20.0
SELECTIVE SERVICE ACT	-	-	-	-	-	-	-	-	-	-	-	-	-	-	-	-
OTHER SPECIAL OFFENSES (FEDERAL STATUTES)	45	10	-	22.2	14	1	-	7.1	-	-	-	-	31	9	-	29.0



**TABLE 2**  
**UNITED STATES DISTRICT COURTS**  
**ASSIGNMENT OF COUNSEL FOR CRIMINAL DEFENDANTS BY METHOD OF DISPOSITION**  
**TWELVE MONTH PERIOD ENDED JUNE 30, 1979**

DISTRICT AND OFFENSE	TOTAL DEFENDANTS				DISMISSED				ACQUITTED				CONVICTED			
	TOTAL	ASSIGNED COUNSEL			TOTAL	ASSIGNED COUNSEL			TOTAL	ASSIGNED COUNSEL			TOTAL	ASSIGNED COUNSEL		
		NUMBER	PERCENT			NUMBER	PERCENT			NUMBER	PERCENT			NUMBER	PERCENT	
		CJA 1	FPD 2			CJA 1	FPD 2			CJA 1	FPD 2			CJA 1	FPD 2	
<b>SOUTH CAROLINA TOTAL</b>	<b>448</b>	<b>69</b>	<b>112</b>	<b>40.4</b>	<b>77</b>	<b>7</b>	<b>15</b>	<b>28.6</b>	<b>18</b>	<b>3</b>	<b>4</b>	<b>38.9</b>	<b>353</b>	<b>59</b>	<b>93</b>	<b>43.1</b>
HOMICIDE	-	-	-	-	-	-	-	-	-	-	-	-	-	-	-	-
ROBBERY	22	8	12	90.9	4	2	1	75.0	-	-	-	-	18	6	11	94.4
ASSAULT	5	1	3	80.0	-	-	-	-	1	-	1	100.0	4	1	2	75.0
BURGLARY	-	-	-	-	-	-	-	-	-	-	-	-	-	-	-	-
LARCENY AND THEFT	76	12	25	48.7	14	1	3	28.6	6	-	1	16.7	56	11	21	57.1
EMBEZZLEMENT	22	1	3	18.2	2	-	-	-	-	-	-	-	20	1	3	20.0
FRAUD	92	-	8	8.7	20	-	-	-	3	-	-	-	69	-	8	11.6
AUTO THEFT	47	9	4	27.7	4	-	-	-	3	1	1	66.7	40	8	3	27.5
FORGERY, COUNTERFEIT, SEX OFFENSES	45	13	20	73.3	7	-	5	71.4	2	1	-	50.0	36	12	15	75.0
MARIJUANA	1	-	1	100.0	-	-	-	-	-	-	-	-	1	-	1	100.0
NARCOTICS	38	9	6	39.5	9	2	1	33.3	-	-	-	-	29	7	5	41.4
WEAPONS AND FIREARMS	24	8	3	45.8	5	1	1	40.0	-	-	-	-	19	7	2	47.4
ESCAPE	29	2	8	34.5	6	1	2	50.0	1	-	-	-	22	1	6	31.8
OTHER GENERAL OFFENSES	4	1	2	75.0	-	-	-	-	-	-	-	-	4	1	2	75.0
IMMIGRATION LAWS	17	1	6	41.2	6	-	2	33.3	1	-	1	100.0	10	1	3	40.0
LIQUOR, INTERNAL REV.	-	-	-	-	-	-	-	-	-	-	-	-	-	-	-	-
SELECTIVE SERVICE ACT	1	-	1	100.0	-	-	-	-	-	-	-	-	1	-	1	100.0
OTHER SPECIAL OFFENSES (FEDERAL STATUTES)	25	4	10	56.0	-	-	-	-	1	1	-	100.0	24	3	10	54.2
<b>VIRGINIA EASTERN TOTAL</b>	<b>1,358</b>	<b>286</b>	<b>-</b>	<b>21.1</b>	<b>369</b>	<b>39</b>	<b>-</b>	<b>10.6</b>	<b>34</b>	<b>10</b>	<b>-</b>	<b>29.4</b>	<b>955</b>	<b>237</b>	<b>-</b>	<b>24.8</b>
HOMICIDE	2	2	-	100.0	-	-	-	-	-	-	-	-	2	2	-	100.0
ROBBERY	26	20	-	76.9	2	1	-	50.0	2	2	-	100.0	22	17	-	77.3
ASSAULT	60	14	-	35.0	17	3	-	17.6	1	1	-	100.0	22	10	-	45.5
BURGLARY	3	1	-	33.3	-	-	-	-	-	-	-	-	3	1	-	33.3
LARCENY AND THEFT	286	62	-	21.7	70	12	-	17.1	6	1	-	16.7	210	49	-	23.3
EMBEZZLEMENT	40	16	-	40.0	4	1	-	25.0	-	-	-	-	36	15	-	41.7
FRAUD	122	37	-	30.3	15	3	-	20.0	1	1	-	100.0	106	33	-	31.1
AUTO THEFT	21	11	-	52.4	4	2	-	50.0	2	1	-	50.0	15	8	-	53.3
FORGERY, COUNTERFEIT, SEX OFFENSES	43	27	-	62.8	4	1	-	25.0	-	-	-	-	39	26	-	66.7
MARIJUANA	15	1	-	6.7	5	-	-	-	-	-	-	-	10	1	-	10.0
NARCOTICS	45	2	-	4.3	12	1	-	8.3	-	-	-	-	34	1	-	2.9
WEAPONS AND FIREARMS	41	13	-	31.7	7	-	-	-	-	-	-	-	34	13	-	38.2
ESCAPE	40	19	-	47.5	11	3	-	27.3	1	1	-	100.0	28	15	-	53.6
OTHER GENERAL OFFENSES	20	15	-	75.0	2	-	-	-	-	-	-	-	18	15	-	83.3
IMMIGRATION LAWS	541	33	-	6.1	197	8	-	4.1	17	1	-	5.9	327	24	-	7.3
LIQUOR, INTERNAL REV.	6	5	-	83.3	-	-	-	-	-	-	-	-	6	5	-	83.3
SELECTIVE SERVICE ACT	-	-	-	-	-	-	-	-	-	-	-	-	-	-	-	-
OTHER SPECIAL OFFENSES (FEDERAL STATUTES)	66	8	-	12.1	19	4	-	21.1	4	2	-	50.0	43	2	-	4.7
<b>VIRGINIA WESTERN TOTAL</b>	<b>170</b>	<b>73</b>	<b>1</b>	<b>43.5</b>	<b>29</b>	<b>10</b>	<b>-</b>	<b>34.5</b>	<b>3</b>	<b>-</b>	<b>-</b>	<b>-</b>	<b>138</b>	<b>63</b>	<b>1</b>	<b>46.4</b>
HOMICIDE	-	-	-	-	-	-	-	-	-	-	-	-	-	-	-	-
ROBBERY	5	5	-	100.0	-	-	-	-	-	-	-	-	5	5	-	100.0
ASSAULT	4	2	-	50.0	1	-	-	100.0	-	-	-	-	3	1	-	33.3
BURGLARY	4	4	-	100.0	-	-	-	-	-	-	-	-	4	4	-	100.0
LARCENY AND THEFT	22	10	-	45.5	5	2	-	40.0	-	-	-	-	17	8	-	47.1
EMBEZZLEMENT	10	1	-	10.0	1	1	-	100.0	-	-	-	-	9	-	-	-
FRAUD	20	13	-	65.0	5	1	-	20.0	-	-	-	-	25	12	-	48.0
AUTO THEFT	8	6	-	75.0	1	1	-	100.0	1	-	-	-	6	5	-	83.3
FORGERY, COUNTERFEIT, SEX OFFENSES	13	9	-	69.2	1	1	-	100.0	-	-	-	-	12	8	-	66.7
MARIJUANA	2	1	-	50.0	2	1	-	50.0	-	-	-	-	-	-	-	-
NARCOTICS	1	-	-	-	1	-	-	-	-	-	-	-	1	1	-	100.0
WEAPONS AND FIREARMS	24	3	-	12.5	9	-	-	-	-	-	-	-	1	-	-	-
ESCAPE	2	2	-	100.0	-	-	-	-	1	-	-	-	14	3	-	21.4
OTHER GENERAL OFFENSES	10	4	1	50.0	2	1	-	50.0	-	-	-	-	2	2	-	100.0
IMMIGRATION LAWS	-	-	-	-	-	-	-	-	-	-	-	-	8	3	1	50.0
LIQUOR, INTERNAL REV.	4	1	-	25.0	-	-	-	-	1	-	-	-	3	1	-	33.3
SELECTIVE SERVICE ACT	-	-	-	-	-	-	-	-	-	-	-	-	-	-	-	-
OTHER SPECIAL OFFENSES (FEDERAL STATUTES)	29	11	-	37.9	1	1	-	100.0	-	-	-	-	28	10	-	35.7

<sup>1</sup> CJA (Criminal Justice Act). This category reflects the number of defendants who were represented by private attorneys appointed by the court from Criminal Justice Act panels.

<sup>2</sup> FPD (Federal Public Defender). These figures also include persons represented by Community Defenders.

X-2-8

**TABLE 2**  
**UNITED STATES DISTRICT COURTS**  
**ASSIGNMENT OF COUNSEL FOR CRIMINAL DEFENDANTS BY METHOD OF DISPOSITION**  
**TWELVE MONTH PERIOD ENDED JUNE 30, 1979**

DISTRICT AND OFFENSE	TOTAL DEFENDANTS				DISMISSED				ACQUITTED				CONVICTED			
	TOTAL	ASSIGNED COUNSEL			TOTAL	ASSIGNED COUNSEL			TOTAL	ASSIGNED COUNSEL			TOTAL	ASSIGNED COUNSEL		
		NUMBER	PERCENT			NUMBER	PERCENT			NUMBER	PERCENT			NUMBER	PERCENT	
WEST VIRGINIA NORTHERN TOTAL	86	43	-	50.0	15	5	-	33.3	9	4	-	44.4	62	34	-	54.8
HOMICIDE	-	-	-	-	-	-	-	-	-	-	-	-	-	-	-	-
ROBBERY	-	-	-	-	-	-	-	-	-	-	-	-	-	-	-	-
ASSAULT	-	-	-	-	-	-	-	-	-	-	-	-	-	-	-	-
BURGLARY	-	-	-	-	-	-	-	-	-	-	-	-	-	-	-	-
LARCENY AND THEFT	6	4	-	66.7	3	1	-	33.3	1	1	-	100.0	2	2	-	100.0
EMBEZZLEMENT	8	6	-	75.0	-	-	-	-	-	-	-	-	8	6	-	75.0
FRAUD	19	4	-	21.1	2	1	-	50.0	5	3	-	60.0	12	-	-	-
AUTO THEFT	3	1	-	33.3	1	-	-	-	-	-	-	-	2	1	-	50.0
FORGERY, COUNTERFEIT	9	8	-	88.9	-	-	-	-	-	-	-	-	9	8	-	88.9
SEX OFFENSES	1	-	-	-	-	-	-	-	-	-	-	-	1	-	-	-
MARIHUANA	-	-	-	-	-	-	-	-	-	-	-	-	-	-	-	-
NARCOTICS	8	4	-	50.0	-	-	-	-	1	-	-	-	7	4	-	57.1
WEAPONS AND FIREARMS	2	1	-	50.0	-	-	-	-	-	-	-	-	2	1	-	50.0
ESCAPE	11	9	-	81.8	1	-	-	-	-	-	-	-	10	9	-	90.0
OTHER GENERAL OFFENSES	11	5	-	45.5	2	2	-	100.0	2	-	-	-	7	3	-	42.9
IMMIGRATION LAWS	-	-	-	-	-	-	-	-	-	-	-	-	-	-	-	-
LIQUOR, INTERNAL REV.	-	-	-	-	-	-	-	-	-	-	-	-	-	-	-	-
SELECTIVE SERVICE ACT	-	-	-	-	-	-	-	-	-	-	-	-	-	-	-	-
OTHER SPECIAL OFFENSES (FEDERAL STATUTES)	8	1	-	12.5	6	1	-	16.7	-	-	-	-	2	-	-	-
WEST VIRGINIA SOUTHERN TOTAL	199	32	55	43.7	31	5	6	35.5	3	-	1	33.3	165	27	48	45.5
HOMICIDE	-	-	-	-	-	-	-	-	-	-	-	-	-	-	-	-
ROBBERY	5	-	1	20.0	1	-	-	-	-	-	-	-	4	-	1	25.0
ASSAULT	-	-	-	-	-	-	-	-	-	-	-	-	-	-	-	-
BURGLARY	3	1	2	100.0	-	-	-	-	-	-	-	-	3	1	2	100.0
LARCENY AND THEFT	16	3	10	81.3	2	-	1	50.0	1	-	1	100.0	13	3	8	84.6
EMBEZZLEMENT	3	1	-	33.3	1	-	-	-	-	-	-	-	2	1	-	50.0
FRAUD	28	3	7	35.7	5	1	2	60.0	1	-	-	-	22	2	5	31.8
AUTO THEFT	3	1	2	100.0	1	-	1	100.0	-	-	-	-	2	1	1	100.0
FORGERY, COUNTERFEIT	6	-	5	83.3	-	-	-	-	-	-	-	-	6	-	5	83.3
SEX OFFENSES	-	-	-	-	-	-	-	-	-	-	-	-	-	-	-	-
MARIHUANA	2	-	1	50.0	-	-	-	-	-	-	-	-	2	-	1	50.0
NARCOTICS	23	5	7	52.2	1	-	-	-	-	-	-	-	22	5	7	54.5
WEAPONS AND FIREARMS	20	6	7	65.0	4	1	-	25.0	-	-	-	-	16	5	7	75.0
ESCAPE	10	4	4	80.0	1	-	-	-	-	-	-	-	9	4	4	88.9
OTHER GENERAL OFFENSES	52	4	3	13.5	11	3	-	27.3	1	-	-	-	40	1	3	10.0
IMMIGRATION LAWS	-	-	-	-	-	-	-	-	-	-	-	-	-	-	-	-
LIQUOR, INTERNAL REV.	-	-	-	-	-	-	-	-	-	-	-	-	-	-	-	-
SELECTIVE SERVICE ACT	-	-	-	-	-	-	-	-	-	-	-	-	-	-	-	-
OTHER SPECIAL OFFENSES (FEDERAL STATUTES)	28	4	6	35.7	4	-	2	50.0	-	-	-	-	24	4	4	33.3
ALABAMA NORTHERN TOTAL	621	263	-	42.4	61	12	-	19.7	16	4	-	25.0	544	247	-	45.4
HOMICIDE	-	-	-	-	-	-	-	-	-	-	-	-	-	-	-	-
ROBBERY	14	10	-	71.4	1	-	-	-	1	1	-	100.0	12	9	-	75.0
ASSAULT	6	1	-	16.7	3	1	-	33.3	1	-	-	-	2	-	-	-
BURGLARY	5	5	-	100.0	-	-	-	-	-	-	-	-	5	5	-	100.0
LARCENY AND THEFT	102	76	-	74.5	9	5	-	55.6	-	-	-	-	93	71	-	76.3
EMBEZZLEMENT	22	6	-	27.3	-	-	-	-	-	-	-	-	22	6	-	27.3
FRAUD	40	6	-	15.0	3	-	-	-	5	1	-	20.0	26	6	-	19.2
AUTO THEFT	57	33	-	57.9	9	-	-	-	1	1	-	100.0	53	32	-	60.4
FORGERY, COUNTERFEIT	121	90	-	74.4	8	5	-	62.5	-	-	-	-	113	85	-	75.2
SEX OFFENSES	1	1	-	100.0	-	-	-	-	-	-	-	-	1	1	-	100.0
MARIHUANA	3	-	-	-	-	-	-	-	-	-	-	-	3	-	-	-
NARCOTICS	30	8	-	26.7	3	-	-	-	1	-	-	-	26	8	-	30.8
WEAPONS AND FIREARMS	24	9	-	37.5	3	-	-	-	1	-	-	-	20	9	-	45.0
ESCAPE	3	2	-	66.7	1	-	-	-	-	-	-	-	2	2	-	100.0
OTHER GENERAL OFFENSES	145	2	-	1.4	10	-	-	-	5	1	-	20.0	130	1	-	.8
IMMIGRATION LAWS	-	-	-	-	-	-	-	-	-	-	-	-	-	-	-	-
LIQUOR, INTERNAL REV.	1	1	-	100.0	-	-	-	-	-	-	-	-	1	1	-	100.0
SELECTIVE SERVICE ACT	-	-	-	-	-	-	-	-	-	-	-	-	-	-	-	-
OTHER SPECIAL OFFENSES (FEDERAL STATUTES)	47	13	-	27.7	11	1	-	9.1	1	-	-	-	35	12	-	34.3

**TABLE 2**  
**UNITED STATES DISTRICT COURTS**  
**ASSIGNMENT OF COUNSEL FOR CRIMINAL DEFENDANTS BY METHOD OF DISPOSITION**  
**TWELVE MONTH PERIOD ENDED JUNE 30, 1979**

DISTRICT AND OFFENSE	TOTAL DEFENDANTS				DISMISSED				ACQUITTED				CONVICTED			
	TOTAL	ASSIGNED COUNSEL			TOTAL	ASSIGNED COUNSEL			TOTAL	ASSIGNED COUNSEL			TOTAL	ASSIGNED COUNSEL		
		NUMBER		PERCENT		NUMBER		PERCENT		NUMBER		PERCENT		NUMBER		PERCENT
		CJA 1	FPD 2			CJA 1	FPD 2			CJA 1	FPD 2			CJA 1	FPD 2	
ALABAMA MIDDLE TOTAL	266	92	-	34.6	29	11	-	37.9	22	5	-	22.7	215	76	-	35.3
HOMICIDE	-	-	-	-	-	-	-	-	-	-	-	-	-	-	-	-
ROBBERY	4	3	-	75.0	-	-	-	-	1	-	-	-	3	3	-	100.0
ASSAULT	3	1	-	33.3	1	-	-	-	-	-	-	-	2	1	-	50.0
BURGLARY	2	2	-	100.0	-	-	-	-	-	-	-	-	2	2	-	100.0
LARCENY AND THEFT	63	18	-	28.6	3	1	-	33.3	5	-	-	-	55	17	-	30.9
EMBEZZLEMENT	9	6	-	66.7	1	1	-	100.0	-	-	-	-	8	5	-	62.5
FRAUD	24	9	-	37.5	1	-	-	-	4	1	-	25.0	19	8	-	42.1
AUTO THEFT	8	5	-	62.5	-	-	-	-	-	-	-	-	8	5	-	62.5
FORGERY, COUNTERFEIT	14	11	-	78.6	6	4	-	66.7	1	1	-	100.0	7	6	-	85.7
SEX OFFENSES	-	-	-	-	-	-	-	-	-	-	-	-	-	-	-	-
MARIJUANA	16	4	-	25.0	5	2	-	40.0	-	-	-	-	11	2	-	18.2
NARCOTICS	10	6	-	60.0	-	-	-	-	1	1	-	100.0	9	5	-	55.6
WEAPONS AND FIREARMS	12	9	-	75.0	-	-	-	-	-	-	-	-	11	9	-	81.8
ESCAPE	12	7	-	58.3	1	-	-	-	-	-	-	-	11	7	-	63.6
OTHER GENERAL OFFENSES	74	9	-	12.2	6	2	-	25.0	6	2	-	33.3	60	5	-	8.3
IMMIGRATION LAWS	-	-	-	-	-	-	-	-	-	-	-	-	-	-	-	-
LIQUOR, INTERNAL REV.	-	-	-	-	-	-	-	-	-	-	-	-	-	-	-	-
SELECTIVE SERVICE ACT	-	-	-	-	-	-	-	-	-	-	-	-	-	-	-	-
OTHER SPECIAL OFFENSES (FEDERAL STATUTES)	15	2	-	13.3	3	1	-	33.3	3	-	-	-	9	1	-	11.1
ALABAMA SOUTHERN TOTAL	141	59	-	41.8	18	5	-	27.8	5	1	-	20.0	118	53	-	44.9
HOMICIDE	-	-	-	-	-	-	-	-	-	-	-	-	-	-	-	-
ROBBERY	5	1	-	20.0	-	-	-	-	-	-	-	-	5	1	-	20.0
ASSAULT	-	-	-	-	-	-	-	-	-	-	-	-	-	-	-	-
BURGLARY	2	1	-	50.0	-	-	-	-	-	-	-	-	2	1	-	50.0
LARCENY AND THEFT	11	7	-	63.6	1	-	-	-	-	-	-	-	10	7	-	70.0
EMBEZZLEMENT	6	2	-	33.3	-	-	-	-	-	-	-	-	6	2	-	33.3
FRAUD	23	3	-	13.0	7	1	-	14.3	1	-	-	-	15	2	-	13.3
AUTO THEFT	5	3	-	60.0	2	2	-	100.0	-	-	-	-	3	1	-	33.3
FORGERY, COUNTERFEIT	36	25	-	69.4	-	-	-	-	1	1	-	100.0	35	24	-	68.6
SEX OFFENSES	-	-	-	-	-	-	-	-	-	-	-	-	-	-	-	-
MARIJUANA	17	4	-	23.5	1	1	-	100.0	1	-	-	-	15	3	-	20.0
NARCOTICS	6	3	-	50.0	2	-	-	-	-	-	-	-	4	3	-	75.0
WEAPONS AND FIREARMS	14	6	-	42.9	4	1	-	25.0	-	-	-	-	10	5	-	50.0
ESCAPE	2	1	-	50.0	1	-	-	-	-	-	-	-	1	1	-	100.0
OTHER GENERAL OFFENSES	5	2	-	40.0	-	-	-	-	1	-	-	-	4	2	-	50.0
IMMIGRATION LAWS	-	-	-	-	-	-	-	-	-	-	-	-	-	-	-	-
LIQUOR, INTERNAL REV.	5	1	-	20.0	-	-	-	-	-	-	-	-	5	1	-	20.0
SELECTIVE SERVICE ACT	-	-	-	-	-	-	-	-	-	-	-	-	-	-	-	-
OTHER SPECIAL OFFENSES (FEDERAL STATUTES)	4	-	-	-	-	-	-	-	1	-	-	-	3	-	-	-
FLORIDA NORTHERN TOTAL	153	29	30	38.6	39	1	5	15.4	4	-	-	-	110	28	25	48.2
HOMICIDE	-	-	-	-	-	-	-	-	-	-	-	-	-	-	-	-
ROBBERY	3	-	1	33.3	1	-	-	-	-	-	-	-	2	-	1	50.0
ASSAULT	2	-	2	100.0	1	-	1	100.0	-	-	-	-	1	-	1	100.0
BURGLARY	1	1	-	100.0	-	-	-	-	-	-	-	-	1	1	-	100.0
LARCENY AND THEFT	11	5	3	81.8	2	-	-	-	-	-	-	-	9	6	3	100.0
EMBEZZLEMENT	13	-	1	7.7	7	-	-	-	-	-	-	-	6	-	1	16.7
FRAUD	33	1	2	9.1	4	-	-	-	1	-	-	-	28	1	2	10.7
AUTO THEFT	4	1	3	100.0	1	-	1	100.0	-	-	-	-	3	1	2	100.0
FORGERY, COUNTERFEIT	23	10	8	78.3	3	-	3	100.0	-	-	-	-	20	10	5	75.0
SEX OFFENSES	2	1	-	50.0	-	-	-	-	1	-	-	-	1	1	-	100.0
MARIJUANA	22	1	2	13.6	7	-	-	-	-	-	-	-	15	1	2	20.0
NARCOTICS	12	1	-	8.3	7	-	-	-	-	-	-	-	5	1	-	20.0
WEAPONS AND FIREARMS	1	-	-	-	1	-	-	-	-	-	-	-	-	-	-	-
ESCAPE	12	4	5	75.0	1	-	-	-	2	-	-	-	9	4	5	100.0
OTHER GENERAL OFFENSES	5	2	1	60.0	1	1	-	100.0	-	-	-	-	4	1	1	50.0
IMMIGRATION LAWS	1	-	1	100.0	-	-	-	-	-	-	-	-	1	-	1	100.0
LIQUOR, INTERNAL REV.	-	-	-	-	-	-	-	-	-	-	-	-	-	-	-	-
SELECTIVE SERVICE ACT	-	-	-	-	-	-	-	-	-	-	-	-	-	-	-	-
OTHER SPECIAL OFFENSES (FEDERAL STATUTES)	8	1	1	25.0	3	-	-	-	-	-	-	-	5	1	1	40.0

<sup>1</sup> CJA (Criminal Justice Act). This category reflects the number of defendants who were represented by private attorneys appointed by the court from Criminal Justice Act panels.  
<sup>2</sup> FPD (Federal Public Defender). These figures also include persons represented by Community Defenders.

**TABLE 2**  
**UNITED STATES DISTRICT COURTS**  
**ASSIGNMENT OF COUNSEL FOR CRIMINAL DEFENDANTS BY METHOD OF DISPOSITION**  
**TWELVE MONTH PERIOD ENDED JUNE 30, 1979**

DISTRICT AND OFFENSE	TOTAL DEFENDANTS				DISMISSED				ACQUITTED				CONVICTED			
	TOTAL	ASSIGNED COUNSEL			TOTAL	ASSIGNED COUNSEL			TOTAL	ASSIGNED COUNSEL			TOTAL	ASSIGNED COUNSEL		
		NUMBER		PERCENT		NUMBER		PERCENT		NUMBER		PERCENT		NUMBER		PERCENT
		CJA 1	FPD 2			CJA 1	FPD 2			CJA 1	FPD 2			CJA 1	FPD 2	
FLORIDA MIDDLE TOTAL	672	205	106	46.3	84	8	7	17.9	51	12	9	52.9	537	179	90	50.1
HOMICIDE	-	-	-	-	-	-	-	-	-	-	-	-	-	-	-	-
ROBBERY	18	11	5	88.9	1	-	-	-	1	-	-	-	16	11	5	100.0
ASSAULT	9	1	2	33.3	5	-	-	-	1	-	1	100.0	3	1	1	66.7
BURGLARY	3	2	1	100.0	-	-	-	-	-	-	-	-	3	2	1	100.0
LARCENY AND THEFT	63	28	20	76.2	4	1	2	75.0	3	-	2	66.7	56	27	16	76.8
EMBEZZLEMENT	27	4	5	33.3	-	-	-	-	-	-	-	-	27	4	5	33.3
FRAUD	97	20	13	34.0	10	2	2	40.0	7	1	1	28.6	80	17	10	33.8
AUTO THEFT	15	2	7	60.0	1	-	1	100.0	-	-	-	-	14	2	6	57.1
FORGERY, COUNTERFEIT	89	39	20	66.3	7	-	1	14.3	6	-	3	50.0	76	39	16	72.4
SEX OFFENSES	-	-	-	-	-	-	-	-	-	-	-	-	-	-	-	-
MARIJUANA	94	27	2	30.9	9	-	-	-	5	-	-	-	80	27	2	36.3
NARCOTICS	99	34	8	42.4	11	1	-	9.1	20	15	1	85.0	68	17	7	35.3
WEAPONS AND FIREARMS	42	5	4	21.4	13	2	1	23.1	3	1	-	33.3	26	2	3	19.2
ESCAPE	4	3	1	100.0	-	-	-	-	-	-	-	-	4	3	1	100.0
OTHER GENERAL OFFENSES	17	6	5	64.7	3	-	-	-	1	-	-	-	13	6	5	84.6
IMMIGRATION LAWS	10	5	2	70.0	-	-	-	-	1	-	1	100.0	9	5	1	66.7
LIQUOR, INTERNAL REV.	-	-	-	-	-	-	-	-	-	-	-	-	-	-	-	-
SELECTIVE SERVICE ACT	-	-	-	-	-	-	-	-	-	-	-	-	-	-	-	-
OTHER SPECIAL OFFENSES (FEDERAL STATUTES)	85	18	11	34.1	20	2	-	10.0	3	-	-	-	62	16	11	43.5
FLORIDA SOUTHERN TOTAL	801	55	142	24.6	141	5	12	12.1	57	5	4	15.8	602	45	126	28.4
HOMICIDE	-	-	-	-	-	-	-	-	-	-	-	-	-	-	-	-
ROBBERY	19	2	8	52.6	1	-	-	-	-	-	-	-	18	2	8	55.6
ASSAULT	5	-	3	60.0	-	-	-	-	-	-	-	-	5	-	3	60.0
BURGLARY	-	-	-	-	-	-	-	-	-	-	-	-	-	-	-	-
LARCENY AND THEFT	48	-	15	31.3	5	-	1	20.0	1	-	-	-	42	-	14	33.3
EMBEZZLEMENT	34	4	10	41.2	4	1	1	50.0	1	-	-	-	29	3	9	41.4
FRAUD	99	3	22	25.3	14	1	1	14.3	11	-	2	18.2	74	2	19	28.4
AUTO THEFT	5	-	1	20.0	1	-	-	-	2	-	-	-	2	-	1	50.0
FORGERY, COUNTERFEIT	72	9	21	41.7	10	-	3	30.0	5	-	1	20.0	57	9	17	45.6
SEX OFFENSES	-	-	-	-	-	-	-	-	-	-	-	-	-	-	-	-
MARIJUANA	142	6	2	5.6	43	1	-	2.3	20	1	-	5.0	79	4	2	7.6
NARCOTICS	215	20	19	18.1	37	2	1	8.1	6	-	-	-	172	18	18	20.9
WEAPONS AND FIREARMS	24	-	6	25.0	9	-	1	11.1	1	-	-	-	14	-	5	35.7
ESCAPE	9	-	1	11.1	4	-	-	-	-	-	-	-	5	-	1	20.0
OTHER GENERAL OFFENSES	23	2	3	21.7	4	-	2	50.0	6	2	1	50.0	13	-	-	-
IMMIGRATION LAWS	61	5	21	42.6	5	-	-	-	2	2	-	100.0	54	3	21	44.4
LIQUOR, INTERNAL REV.	-	-	-	-	-	-	-	-	-	-	-	-	-	-	-	-
SELECTIVE SERVICE ACT	1	-	-	-	-	-	-	-	-	-	-	-	1	-	-	-
OTHER SPECIAL OFFENSES (FEDERAL STATUTES)	44	4	10	31.8	4	-	2	50.0	2	-	-	-	38	4	8	31.6
GEORGIA NORTHERN TOTAL	448	69	8	17.2	84	6	3	10.7	31	5	1	19.4	333	58	4	18.6
HOMICIDE	3	1	-	33.3	-	-	-	-	1	-	-	-	2	1	-	50.0
ROBBERY	6	1	-	16.7	2	-	-	-	-	-	-	-	4	1	-	25.0
ASSAULT	2	-	-	-	-	-	-	-	-	-	-	-	2	-	-	-
BURGLARY	1	-	-	-	-	-	-	-	-	-	-	-	1	-	-	-
LARCENY AND THEFT	37	10	-	27.0	4	2	-	50.0	3	-	-	-	30	8	-	26.7
EMBEZZLEMENT	45	5	-	11.1	9	2	-	22.2	4	-	-	-	32	3	-	9.4
FRAUD	83	7	3	12.0	5	1	-	20.0	3	-	1	33.3	75	6	2	10.7
AUTO THEFT	13	2	1	23.1	2	-	1	50.0	2	1	-	50.0	9	1	-	11.1
FORGERY, COUNTERFEIT	45	18	-	40.0	3	-	-	-	-	-	-	-	42	18	-	42.9
SEX OFFENSES	1	-	-	-	1	-	-	-	-	-	-	-	-	-	-	-
MARIJUANA	1	-	-	-	-	-	-	-	-	-	-	-	1	-	-	-
NARCOTICS	58	7	2	16.4	13	1	-	7.7	-	-	-	-	42	6	2	19.0
WEAPONS AND FIREARMS	41	7	-	17.1	15	-	-	-	2	-	-	-	24	7	-	29.2
ESCAPE	20	2	1	15.0	3	-	1	33.3	-	-	-	-	17	2	-	11.8
OTHER GENERAL OFFENSES	29	2	-	8.9	6	-	-	-	7	1	-	14.3	16	1	-	6.3
IMMIGRATION LAWS	1	-	-	-	-	-	-	-	-	-	-	-	1	-	-	-
LIQUOR, INTERNAL REV.	-	-	-	-	-	-	-	-	-	-	-	-	-	-	-	-
SELECTIVE SERVICE ACT	-	-	-	-	-	-	-	-	-	-	-	-	-	-	-	-
OTHER SPECIAL OFFENSES (FEDERAL STATUTES)	65	7	1	12.3	21	-	1	4.8	9	3	-	33.3	35	4	-	11.4

**TABLE 2**  
**UNITED STATES DISTRICT COURTS**  
**ASSIGNMENT OF COUNSEL FOR CRIMINAL DEFENDANTS BY METHOD OF DISPOSITION**  
**TWELVE MONTH PERIOD ENDED JUNE 30, 1979**

TWELVE MONTH PERIOD ENDED JUNE 30, 1979																
DISTRICT AND OFFENSE	TOTAL DEFENDANTS				DISMISSED				ACQUITTED				CONVICTED			
	TOTAL	ASSIGNED COUNSEL			TOTAL	ASSIGNED COUNSEL			TOTAL	ASSIGNED COUNSEL			TOTAL	ASSIGNED COUNSEL		
		NUMBER	PERCENT			NUMBER	PERCENT			NUMBER	PERCENT			NUMBER	PERCENT	
			CJA 1	FPD 2			CJA 1	FPD 2			CJA 1	FPD 2			CJA 1	FPD 2
GEORGIA MIDDLE TOTAL	1,131	42		3.7	25	5	-	20.0	43	1	-	2.3	1,063	36	-	3.4
HOMICIDE	-	-	-	-	-	-	-	-	-	-	-	-	-	-	-	-
ROBBERY	5	3	-	60.0	-	-	-	-	-	-	-	-	-	-	-	-
ASSAULT	-	-	-	-	-	-	-	-	-	-	-	-	5	3	-	60.0
BURGLARY	-	-	-	-	-	-	-	-	-	-	-	-	-	-	-	-
LARCENY AND THEFT	22	10	-	45.5	1	1	-	100.0	-	-	-	-	-	-	-	-
EMBEZZLEMENT	3	-	-	-	-	-	-	-	-	-	-	-	21	9	-	42.9
FRAUD	15	1	-	6.7	3	1	-	33.3	-	-	-	-	3	-	-	-
AUTO THEFT	5	4	-	80.0	-	-	-	-	-	-	-	-	12	-	-	-
FORGERY, COUNTERFEIT	4	-	-	-	2	-	-	-	-	-	-	-	5	4	-	80.0
SEX OFFENSES	-	-	-	-	-	-	-	-	-	-	-	-	2	-	-	-
MARIJUANA	1	1	-	100.0	-	-	-	-	-	-	-	-	-	-	-	-
NARCOTICS	4	1	-	25.0	1	-	-	-	-	-	-	-	1	1	-	100.0
WEAPONS AND FIREARMS	23	9	-	39.1	7	-	-	-	-	-	-	-	3	1	-	33.3
ESCAPE	1	-	-	-	1	3	-	42.9	2	-	-	-	14	6	-	42.9
OTHER GENERAL OFFENSES	946	6	-	.6	2	-	-	-	-	-	-	-	-	-	-	-
IMMIGRATION LAWS	-	-	-	-	2	-	-	-	38	1	-	2.6	906	6	-	.6
LIQUOR, INTERNAL REV.	10	3	-	30.0	2	-	-	-	-	-	-	-	-	-	-	-
SELECTIVE SERVICE ACT	-	-	-	-	-	-	-	-	2	-	-	-	6	3	-	50.0
OTHER SPECIAL OFFENSES (FEDERAL STATUTES)	92	4	-	4.3	6	-	-	-	1	-	-	-	85	4	-	4.7
GEORGIA SOUTHERN TOTAL	1,028	54	77	12.7	66	5	9	21.2	75	2	6	10.7	887	47	62	12.3
HOMICIDE	2	-	2	100.0	1	-	-	-	-	-	-	-	1	-	-	-
ROBBERY	14	6	4	71.4	2	1	1	100.0	3	-	-	-	9	5	3	88.9
ASSAULT	1	-	1	100.0	-	-	-	-	-	-	-	-	1	-	1	100.0
BURGLARY	-	-	-	-	-	-	-	-	-	-	-	-	-	-	-	-
LARCENY AND THEFT	64	15	26	64.1	11	-	3	27.3	5	1	2	60.0	48	14	21	72.9
EMBEZZLEMENT	7	-	2	28.6	-	-	-	-	-	-	-	-	7	-	2	28.6
FRAUD	29	5	1	20.7	7	1	1	28.6	1	-	-	-	21	4	-	19.0
AUTO THEFT	7	4	-	57.1	-	-	-	-	-	-	-	-	7	4	-	57.1
FORGERY, COUNTERFEIT	22	9	7	72.7	2	-	-	-	1	-	-	-	19	9	7	84.2
SEX OFFENSES	1	-	1	100.0	-	-	-	-	-	-	-	-	1	-	1	100.0
MARIJUANA	21	-	1	4.8	2	-	-	-	-	-	-	-	18	-	1	5.6
NARCOTICS	31	2	1	9.7	5	2	-	40.0	3	-	-	-	23	-	1	4.3
WEAPONS AND FIREARMS	19	6	3	47.4	5	-	1	20.0	2	1	1	100.0	12	5	1	50.0
ESCAPE	2	-	2	100.0	-	-	-	-	-	-	-	-	2	-	2	100.0
OTHER GENERAL OFFENSES	759	1	15	2.1	23	1	1	8.7	52	-	1	1.9	684	-	13	1.9
IMMIGRATION LAWS	-	-	-	-	-	-	-	-	-	-	-	-	-	-	-	-
LIQUOR, INTERNAL REV.	5	-	-	-	-	-	-	-	-	-	-	-	-	-	-	-
SELECTIVE SERVICE ACT	-	-	-	-	-	-	-	-	1	-	-	-	4	-	-	-
OTHER SPECIAL OFFENSES (FEDERAL STATUTES)	44	6	11	38.6	8	-	1	12.5	6	-	2	33.3	30	6	8	46.7
LOUISIANA EASTERN TOTAL	394	30	106	34.5	47	1	8	19.1	21	3	-	14.3	326	26	98	38.0
HOMICIDE	-	-	-	-	-	-	-	-	-	-	-	-	-	-	-	-
ROBBERY	7	1	5	85.7	1	-	1	100.0	-	-	-	-	-	-	-	-
ASSAULT	-	-	-	-	-	-	-	-	-	-	-	-	6	1	4	83.3
BURGLARY	-	-	-	-	-	-	-	-	-	-	-	-	-	-	-	-
LARCENY AND THEFT	53	9	26	55.6	5	1	-	20.0	1	-	-	-	57	8	28	59.6
EMBEZZLEMENT	47	2	12	29.8	-	-	-	-	-	-	-	-	47	2	12	29.8
FRAUD	73	1	8	12.3	12	-	1	8.3	8	-	-	-	53	1	7	15.1
AUTO THEFT	4	-	2	50.0	2	-	1	50.0	-	-	-	-	2	-	1	50.0
FORGERY, COUNTERFEIT	22	1	9	45.5	2	-	-	-	1	-	-	-	19	1	9	82.6
SEX OFFENSES	-	-	-	-	-	-	-	-	-	-	-	-	-	-	-	-
MARIJUANA	16	2	3	31.3	2	-	-	-	-	-	-	-	-	-	-	-
NARCOTICS	60	4	16	33.3	6	-	1	16.7	2	2	-	100.0	12	-	3	25.0
WEAPONS AND FIREARMS	19	1	5	31.6	2	-	-	-	-	-	-	-	54	4	15	35.2
ESCAPE	8	1	4	62.5	-	-	-	-	-	-	-	-	17	1	5	35.3
OTHER GENERAL OFFENSES	21	5	1	28.6	3	-	-	-	-	-	-	-	8	1	4	62.5
IMMIGRATION LAWS	14	1	8	64.3	5	-	2	40.0	5	1	-	20.0	13	4	1	35.5
LIQUOR, INTERNAL REV.	-	-	-	-	-	-	-	-	-	-	-	-	9	1	6	77.8
SELECTIVE SERVICE ACT	-	-	-	-	-	-	-	-	-	-	-	-	-	-	-	-
OTHER SPECIAL OFFENSES (FEDERAL STATUTES)	40	2	7	22.5	7	-	2	28.6	4	-	-	-	29	2	5	24.1

<sup>1</sup> CJA (Criminal Justice Act). This category reflects the number of defendants who were represented by private attorneys appointed by the court from Criminal Justice Act panels.  
<sup>2</sup> FPD (Federal Public Defender). These figures also include persons represented by Community Defenders.

**TABLE 2**  
**UNITED STATES DISTRICT COURTS**  
**ASSIGNMENT OF COUNSEL FOR CRIMINAL DEFENDANTS BY METHOD OF DISPOSITION**  
**TWELVE MONTH PERIOD ENDED JUNE 30, 1979**

DISTRICT AND OFFENSE	TOTAL DEFENDANTS				DISMISSED				ACQUITTED				CONVICTED			
	TOTAL	ASSIGNED COUNSEL			TOTAL	ASSIGNED COUNSEL			TOTAL	ASSIGNED COUNSEL			TOTAL	ASSIGNED COUNSEL		
		NUMBER		PERCENT		NUMBER		PERCENT		NUMBER		PERCENT		NUMBER		PERCENT
		CJA 1	FPD 2			CJA 1	FPD 2			CJA 1	FPD 2			CJA 1	FPD 2	
LOUISIANA MIDDLE TOTAL	52	23	-	44.2	2	1	-	50.0	2	2	-	100.0	48	20	-	41.7
HOMICIDE	-	-	-	-	-	-	-	-	-	-	-	-	-	-	-	-
ROBBERY	2	2	-	100.0	-	-	-	-	-	-	-	-	2	2	-	100.0
ASSAULT	-	-	-	-	-	-	-	-	-	-	-	-	-	-	-	-
BURGLARY	1	1	-	100.0	1	1	-	100.0	-	-	-	-	-	-	-	-
LARCENY AND THEFT	9	8	-	88.9	-	-	-	-	1	1	-	100.0	8	7	-	87.5
EMBEZZLEMENT	4	-	-	-	-	-	-	-	-	-	-	-	4	-	-	-
FRAUD	12	7	-	58.3	-	-	-	-	-	-	-	-	12	7	-	58.3
AUTO THEFT	-	-	-	-	-	-	-	-	-	-	-	-	-	-	-	-
FORGERY, COUNTERFEIT	1	1	-	100.0	-	-	-	-	-	-	-	-	1	1	-	100.0
SEX OFFENSES	-	-	-	-	-	-	-	-	-	-	-	-	-	-	-	-
MARIHUANA	-	-	-	-	-	-	-	-	-	-	-	-	-	-	-	-
NARCOTICS	13	-	-	-	-	-	-	-	-	-	-	-	13	-	-	-
WEAPONS AND FIREARMS	2	-	-	-	-	-	-	-	-	-	-	-	2	-	-	-
ESCAPE	2	1	-	50.0	-	-	-	-	1	1	-	100.0	1	-	-	-
OTHER GENERAL OFFENSES	1	-	-	-	-	-	-	-	-	-	-	-	1	-	-	-
IMMIGRATION LAWS	-	-	-	-	-	-	-	-	-	-	-	-	-	-	-	-
LIQUOR, INTERNAL REV.	-	-	-	-	-	-	-	-	-	-	-	-	-	-	-	-
SELECTIVE SERVICE ACT	-	-	-	-	-	-	-	-	-	-	-	-	-	-	-	-
OTHER SPECIAL OFFENSES (FEDERAL STATUTES)	5	3	-	60.0	1	-	-	-	-	-	-	-	4	3	-	75.0
LOUISIANA WESTERN TOTAL	180	59	-	32.8	30	6	-	20.0	5	-	-	-	145	53	-	36.6
HOMICIDE	1	1	-	100.0	-	-	-	-	-	-	-	-	1	1	-	100.0
ROBBERY	6	4	-	66.7	1	-	-	-	-	-	-	-	5	4	-	80.0
ASSAULT	2	2	-	100.0	1	1	-	100.0	-	-	-	-	1	1	-	100.0
BURGLARY	-	-	-	-	-	-	-	-	-	-	-	-	-	-	-	-
LARCENY AND THEFT	37	14	-	37.8	6	4	-	66.7	-	-	-	-	31	10	-	32.3
EMBEZZLEMENT	19	3	-	15.8	1	-	-	-	-	-	-	-	18	3	-	16.7
FRAUD	30	6	-	20.0	4	1	-	25.0	1	-	-	-	25	5	-	20.0
AUTO THEFT	3	3	-	100.0	-	-	-	-	-	-	-	-	3	3	-	100.0
FORGERY, COUNTERFEIT	25	12	-	48.0	4	-	-	-	-	-	-	-	21	12	-	57.1
SEX OFFENSES	-	-	-	-	-	-	-	-	-	-	-	-	-	-	-	-
MARIHUANA	6	1	-	16.7	1	-	-	-	-	-	-	-	5	1	-	20.0
NARCOTICS	1	1	-	100.0	-	-	-	-	-	-	-	-	1	1	-	100.0
WEAPONS AND FIREARMS	9	3	-	33.3	1	-	-	-	-	-	-	-	8	3	-	37.5
ESCAPE	6	3	-	50.0	1	-	-	-	-	-	-	-	5	3	-	60.0
OTHER GENERAL OFFENSES	16	2	-	12.5	3	-	-	-	2	-	-	-	11	2	-	18.2
IMMIGRATION LAWS	-	-	-	-	-	-	-	-	-	-	-	-	-	-	-	-
LIQUOR, INTERNAL REV.	-	-	-	-	-	-	-	-	-	-	-	-	-	-	-	-
SELECTIVE SERVICE ACT	-	-	-	-	-	-	-	-	-	-	-	-	-	-	-	-
OTHER SPECIAL OFFENSES (FEDERAL STATUTES)	19	4	-	21.1	7	-	-	-	2	-	-	-	10	4	-	40.0
MISSISSIPPI NORTHERN TOTAL	85	27	-	31.8	6	4	-	66.7	8	1	-	12.5	71	22	-	31.0
HOMICIDE	-	-	-	-	-	-	-	-	-	-	-	-	-	-	-	-
ROBBERY	2	-	-	-	-	-	-	-	-	-	-	-	2	-	-	-
ASSAULT	-	-	-	-	-	-	-	-	-	-	-	-	-	-	-	-
BURGLARY	-	-	-	-	-	-	-	-	-	-	-	-	-	-	-	-
LARCENY AND THEFT	4	1	-	25.0	-	-	-	-	-	-	-	-	4	1	-	25.0
EMBEZZLEMENT	7	-	-	-	1	-	-	-	2	-	-	-	4	-	-	-
FRAUD	22	8	-	36.4	-	-	-	-	3	1	-	33.3	19	7	-	36.8
AUTO THEFT	3	-	-	-	-	-	-	-	-	-	-	-	3	-	-	-
FORGERY, COUNTERFEIT	7	7	-	100.0	1	1	-	100.0	-	-	-	-	6	6	-	100.0
SEX OFFENSES	-	-	-	-	-	-	-	-	-	-	-	-	-	-	-	-
MARIHUANA	-	-	-	-	-	-	-	-	-	-	-	-	-	-	-	-
NARCOTICS	1	-	-	-	-	-	-	-	1	-	-	-	-	-	-	-
WEAPONS AND FIREARMS	22	9	-	40.9	4	3	-	75.0	2	-	-	-	16	6	-	37.5
ESCAPE	2	1	-	50.0	-	-	-	-	-	-	-	-	2	1	-	50.0
OTHER GENERAL OFFENSES	9	1	-	11.1	-	-	-	-	-	-	-	-	9	1	-	11.1
IMMIGRATION LAWS	-	-	-	-	-	-	-	-	-	-	-	-	-	-	-	-
LIQUOR, INTERNAL REV.	-	-	-	-	-	-	-	-	-	-	-	-	-	-	-	-
SELECTIVE SERVICE ACT	-	-	-	-	-	-	-	-	-	-	-	-	-	-	-	-
OTHER SPECIAL OFFENSES (FEDERAL STATUTES)	6	-	-	-	-	-	-	-	-	-	-	-	6	-	-	-

**TABLE 2**  
**UNITED STATES DISTRICT COURTS**  
**ASSIGNMENT OF COUNSEL FOR CRIMINAL DEFENDANTS BY METHOD OF DISPOSITION**  
**TWELVE MONTH PERIOD ENDED JUNE 30, 1979**

DISTRICT AND OFFENSE	TOTAL DEFENDANTS				DISMISSED				ACQUITTED				CONVICTED			
	TOTAL	ASSIGNED COUNSEL			TOTAL	ASSIGNED COUNSEL			TOTAL	ASSIGNED COUNSEL			TOTAL	ASSIGNED COUNSEL		
		NUMBER		PERCENT		NUMBER		PERCENT		NUMBER		PERCENT		NUMBER		PERCENT
		CJA 1	FPD 2			CJA 1	FPD 2			CJA 1	FPD 2			CJA 1	FPD 2	
MISSISSIPPI SOUTHERN TOTAL	86	27	-	31.4	11	1	-	9.1	4	1	-	25.0	71	25	-	35.2
HOMICIDE	1	-	-	-	-	-	-	-	-	-	-	-	1	-	-	-
ROBBERY	4	4	-	100.0	-	-	-	-	-	-	-	-	4	4	-	100.0
ASSAULT	3	3	-	100.0	-	-	-	-	-	-	-	-	3	3	-	100.0
BURGLARY	-	-	-	-	-	-	-	-	-	-	-	-	-	-	-	-
LARCENY AND THEFT	7	3	-	42.9	-	-	-	-	-	-	-	-	7	3	-	42.9
EMBEZZLEMENT	4	1	-	25.0	-	-	-	-	-	-	-	-	4	1	-	25.0
FRAUD	21	2	-	9.5	4	-	-	-	3	-	-	-	14	2	-	14.3
AUTO THEFT	1	-	-	-	-	-	-	-	-	-	-	-	1	-	-	-
FORGERY, COUNTERFEIT	9	3	-	33.3	3	-	-	-	-	-	-	-	6	3	-	50.0
SEX OFFENSES	-	-	-	-	-	-	-	-	-	-	-	-	-	-	-	-
MARIHUANA	1	-	-	-	-	-	-	-	-	-	-	-	1	-	-	-
NARCOTICS	6	-	-	-	3	-	-	-	-	-	-	-	3	-	-	-
WEAPONS AND FIREARMS	15	7	-	46.7	-	-	-	-	-	-	-	-	15	7	-	46.7
ESCAPE	-	-	-	-	-	-	-	-	-	-	-	-	-	-	-	-
OTHER GENERAL OFFENSES	6	2	-	33.3	1	1	-	100.0	-	-	-	-	5	1	-	20.0
IMMIGRATION LAWS	-	-	-	-	-	-	-	-	-	-	-	-	-	-	-	-
LIQUOR, INTERNAL REV.	-	-	-	-	-	-	-	-	-	-	-	-	-	-	-	-
SELECTIVE SERVICE ACT	-	-	-	-	-	-	-	-	-	-	-	-	-	-	-	-
OTHER SPECIAL OFFENSES (FEDERAL STATUTES)	8	2	-	25.0	-	-	-	-	1	1	-	100.0	7	1	-	14.3
TEXAS NORTHERN TOTAL	621	318	-	51.2	73	19	-	26.0	13	4	-	30.8	535	295	-	55.1
HOMICIDE	-	-	-	-	-	-	-	-	-	-	-	-	-	-	-	-
ROBBERY	1	1	-	100.0	-	-	-	-	-	-	-	-	1	1	-	100.0
ASSAULT	4	2	-	50.0	1	-	-	-	-	-	-	-	3	2	-	66.7
BURGLARY	-	-	-	-	-	-	-	-	-	-	-	-	-	-	-	-
LARCENY AND THEFT	85	60	-	70.6	6	2	-	33.3	2	1	-	50.0	77	57	-	74.0
EMBEZZLEMENT	28	11	-	39.3	-	-	-	-	1	-	-	-	27	11	-	40.7
FRAUD	146	49	-	33.6	10	3	-	30.0	5	-	-	-	131	46	-	35.1
AUTO THEFT	13	10	-	76.9	-	-	-	-	-	-	-	-	13	10	-	76.9
FORGERY, COUNTERFEIT	82	53	-	64.6	8	1	-	12.5	1	1	-	100.0	73	51	-	69.9
SEX OFFENSES	-	-	-	-	-	-	-	-	-	-	-	-	-	-	-	-
MARIHUANA	27	18	-	66.7	7	5	-	71.4	-	-	-	-	20	13	-	65.0
NARCOTICS	76	27	-	35.5	8	2	-	25.0	1	-	-	-	67	25	-	37.3
WEAPONS AND FIREARMS	24	14	-	58.3	4	1	-	25.0	-	-	-	-	20	13	-	65.0
ESCAPE	43	31	-	72.1	8	1	-	12.5	-	-	-	-	35	30	-	85.7
OTHER GENERAL OFFENSES	25	6	-	24.0	9	1	-	11.1	1	-	-	-	15	5	-	33.3
IMMIGRATION LAWS	28	24	-	85.7	4	3	-	75.0	1	1	-	100.0	23	20	-	87.0
LIQUOR, INTERNAL REV.	-	-	-	-	-	-	-	-	-	-	-	-	-	-	-	-
SELECTIVE SERVICE ACT	-	-	-	-	-	-	-	-	-	-	-	-	-	-	-	-
OTHER SPECIAL OFFENSES (FEDERAL STATUTES)	39	12	-	30.5	8	-	-	-	1	1	-	100.0	30	11	-	36.7
TEXAS EASTERN TOTAL	183	67	-	36.6	29	4	-	13.8	4	-	-	-	150	63	-	42.0
HOMICIDE	3	3	-	100.0	-	-	-	-	-	-	-	-	3	3	-	100.0
ROBBERY	1	1	-	100.0	-	-	-	-	-	-	-	-	1	1	-	100.0
ASSAULT	3	1	-	33.3	-	-	-	-	1	-	-	-	2	1	-	50.0
BURGLARY	2	2	-	100.0	-	-	-	-	-	-	-	-	2	2	-	100.0
LARCENY AND THEFT	23	17	-	73.9	1	-	-	-	-	-	-	-	22	17	-	77.3
EMBEZZLEMENT	9	2	-	22.2	1	-	-	-	-	-	-	-	8	2	-	25.0
FRAUD	30	2	-	6.7	13	1	-	7.7	-	-	-	-	17	1	-	5.9
AUTO THEFT	13	7	-	53.8	-	-	-	-	-	-	-	-	13	7	-	53.8
FORGERY, COUNTERFEIT	17	9	-	52.9	2	1	-	50.0	-	-	-	-	15	8	-	53.3
SEX OFFENSES	-	-	-	-	-	-	-	-	-	-	-	-	-	-	-	-
MARIHUANA	5	-	-	-	-	-	-	-	-	-	-	-	4	-	-	-
NARCOTICS	4	2	-	50.0	1	-	-	-	-	-	-	-	3	2	-	66.7
WEAPONS AND FIREARMS	22	7	-	31.8	1	1	-	100.0	-	-	-	-	21	6	-	28.6
ESCAPE	17	12	-	70.6	-	-	-	-	-	-	-	-	17	12	-	70.6
OTHER GENERAL OFFENSES	13	1	-	7.7	4	1	-	25.0	1	-	-	-	8	-	-	-
IMMIGRATION LAWS	-	-	-	-	-	-	-	-	-	-	-	-	-	-	-	-
LIQUOR, INTERNAL REV.	-	-	-	-	-	-	-	-	-	-	-	-	-	-	-	-
SELECTIVE SERVICE ACT	-	-	-	-	-	-	-	-	-	-	-	-	-	-	-	-
OTHER SPECIAL OFFENSES (FEDERAL STATUTES)	20	1	-	5.0	5	-	-	-	2	-	-	-	13	1	-	7.7

<sup>1</sup> CJA (Criminal Justice Act). This category reflects the number of defendants who were represented by private attorneys appointed by the court from Criminal Justice Act panels.  
<sup>2</sup> FPD (Federal Public Defender). These figures also include persons represented by Community Defenders.

**TABLE 2**  
**UNITED STATES DISTRICT COURTS**  
**ASSIGNMENT OF COUNSEL FOR CRIMINAL DEFENDANTS BY METHOD OF DISPOSITION**  
**TWELVE MONTH PERIOD ENDED JUNE 30, 1979**

DISTRICT AND OFFENSE	TOTAL DEFENDANTS				DISMISSED				ACQUITTED				CONVICTED			
	TOTAL	ASSIGNED COUNSEL			TOTAL	ASSIGNED COUNSEL			TOTAL	ASSIGNED COUNSEL			TOTAL	ASSIGNED COUNSEL		
		NUMBER		PERCENT		NUMBER		PERCENT		NUMBER		PERCENT		NUMBER		PERCENT
		CJA 1	FPD 2			CJA 1	FPD 2			CJA1	FPD2			CJA 1	FPD 2	
TEXAS SOUTHERN TOTAL	1,974	228	533	38.6	282	27	28	19.5	52	3	4	13.5	1,640	198	501	42.6
HOMICIDE	-	-	-	-	-	-	-	-	-	-	-	-	-	-	-	-
ROBBERY	17	5	6	64.7	1	-	-	-	-	-	-	-	16	5	6	68.8
ASSAULT	10	5	2	70.0	1	1	-	100.0	-	-	-	-	9	4	2	66.7
BURGLARY	-	-	-	-	-	-	-	-	-	-	-	-	-	-	-	-
LARCENY AND THEFT	31	6	13	61.3	5	1	2	60.0	1	-	-	-	25	5	11	64.0
EMBEZZLEMENT	58	4	7	19.0	9	1	2	33.3	1	-	-	-	48	3	5	16.7
FRAUD	155	14	79	56.4	33	4	4	24.2	7	-	2	28.6	125	10	73	66.4
AUTO THEFT	25	6	8	56.0	2	1	-	50.0	1	-	-	-	22	5	8	59.1
FORGERY, COUNTERFEIT	52	16	9	48.1	12	-	3	25.0	2	-	-	-	38	16	6	57.9
SEX OFFENSES	-	-	-	-	-	-	-	-	-	-	-	-	-	-	-	-
MARIHUANA	427	39	33	16.9	84	4	4	9.5	18	1	-	5.6	325	34	29	19.4
NARCOTICS	184	25	30	29.9	35	3	5	22.9	5	-	1	20.0	144	22	24	31.9
WEAPONS AND FIREARMS	58	15	8	39.7	10	3	1	40.0	2	-	-	-	46	12	7	41.3
ESCAPE	45	16	11	60.0	11	-	1	9.1	-	-	-	-	34	16	10	76.5
OTHER GENERAL OFFENSES	33	3	3	18.2	18	2	1	16.7	-	-	-	-	15	1	2	20.0
IMMIGRATION LAWS	765	68	310	49.4	51	7	5	23.5	4	1	1	50.0	710	60	304	51.3
LIQUOR, INTERNAL REV.	-	-	-	-	-	-	-	-	-	-	-	-	-	-	-	-
SELECTIVE SERVICE ACT	-	-	-	-	-	-	-	-	-	-	-	-	-	-	-	-
OTHER SPECIAL OFFENSES (FEDERAL STATUTES)	104	6	14	19.2	10	-	-	-	11	1	-	9.1	83	5	14	22.9
TEXAS WESTERN TOTAL	1,174	258	180	37.3	356	75	39	32.3	25	5	6	44.0	793	177	135	39.3
HOMICIDE	3	1	1	66.7	-	-	-	-	-	-	-	-	3	1	1	66.7
ROBBERY	13	4	4	61.5	5	2	-	40.0	-	-	-	-	8	2	4	75.0
ASSAULT	13	3	2	38.5	6	-	1	16.7	-	-	-	-	7	3	1	57.1
BURGLARY	6	2	1	50.0	2	1	-	50.0	-	-	-	-	4	1	1	50.0
LARCENY AND THEFT	101	16	8	23.8	20	2	2	20.0	2	1	-	50.0	79	13	6	24.1
EMBEZZLEMENT	14	1	3	28.6	1	-	-	-	2	-	-	-	11	1	3	36.4
FRAUD	101	20	10	29.7	20	4	-	20.0	1	1	-	100.0	80	15	10	31.3
AUTO THEFT	9	4	3	77.8	-	-	-	-	-	-	-	-	9	4	3	77.8
FORGERY, COUNTERFEIT	53	25	11	67.9	17	7	5	70.6	-	-	-	-	36	18	6	66.7
SEX OFFENSES	5	1	-	20.0	2	1	-	50.0	-	-	-	-	3	-	-	-
MARIHUANA	170	30	18	28.2	49	8	4	24.5	10	2	4	60.0	111	20	10	27.0
NARCOTICS	245	36	14	20.4	72	8	3	15.3	5	-	-	-	168	28	11	23.2
WEAPONS AND FIREARMS	46	14	5	41.3	13	4	1	38.5	-	-	-	-	33	10	4	42.4
ESCAPE	67	19	20	58.2	20	6	4	50.0	-	-	-	-	47	13	16	61.7
OTHER GENERAL OFFENSES	32	1	3	12.5	24	-	2	8.3	-	-	-	-	8	1	1	25.0
IMMIGRATION LAWS	251	72	71	57.0	85	29	17	54.1	4	1	1	50.0	162	42	53	58.6
LIQUOR, INTERNAL REV.	-	-	-	-	-	-	-	-	-	-	-	-	-	-	-	-
SELECTIVE SERVICE ACT	-	-	-	-	-	-	-	-	-	-	-	-	-	-	-	-
OTHER SPECIAL OFFENSES (FEDERAL STATUTES)	45	9	6	33.3	20	4	-	20.0	1	-	1	100.0	24	5	5	41.7
CANAL ZONE TOTAL	281	-	150	53.4	42	-	10	23.8	11	-	4	36.4	228	-	136	59.6
HOMICIDE	4	-	3	75.0	1	-	1	100.0	-	-	-	-	3	-	2	66.7
ROBBERY	20	-	16	80.0	-	-	-	-	-	-	-	-	20	-	16	80.0
ASSAULT	14	-	8	57.1	2	-	1	50.0	2	-	2	100.0	10	-	5	50.0
BURGLARY	64	-	43	97.7	1	-	1	100.0	1	-	1	100.0	42	-	41	97.6
LARCENY AND THEFT	42	-	19	45.2	5	-	-	-	4	-	-	-	33	-	19	57.5
EMBEZZLEMENT	9	-	7	77.8	-	-	-	-	-	-	-	-	9	-	7	77.8
FRAUD	7	-	3	42.9	3	-	1	33.3	-	-	-	-	4	-	2	50.0
AUTO THEFT	1	-	1	100.0	-	-	-	-	-	-	-	-	1	-	1	100.0
FORGERY, COUNTERFEIT	8	-	1	12.5	2	-	-	-	-	-	-	-	6	-	1	16.7
SEX OFFENSES	4	-	3	75.0	1	-	1	100.0	-	-	-	-	3	-	2	66.7
MARIHUANA	76	-	30	39.5	8	-	2	25.0	2	-	1	50.0	68	-	27	40.9
NARCOTICS	16	-	4	25.0	3	-	-	-	-	-	-	-	13	-	4	30.8
WEAPONS AND FIREARMS	1	-	-	-	-	-	-	-	-	-	-	-	1	-	-	-
ESCAPE	8	-	7	87.5	2	-	2	100.0	-	-	-	-	6	-	5	83.3
OTHER GENERAL OFFENSES	23	-	3	13.0	13	-	-	-	1	-	-	-	9	-	3	33.3
IMMIGRATION LAWS	2	-	2	100.0	1	-	1	100.0	-	-	-	-	1	-	1	100.0
LIQUOR, INTERNAL REV.	-	-	-	-	-	-	-	-	-	-	-	-	-	-	-	-
SELECTIVE SERVICE ACT	-	-	-	-	-	-	-	-	-	-	-	-	-	-	-	-
OTHER SPECIAL OFFENSES (FEDERAL STATUTES)	2	-	-	-	-	-	-	-	1	-	-	-	1	-	-	-

**TABLE 2**  
**UNITED STATES DISTRICT COURTS**  
**ASSIGNMENT OF COUNSEL FOR CRIMINAL DEFENDANTS BY METHOD OF DISPOSITION**  
**TWELVE MONTH PERIOD ENDED JUNE 30, 1979**

DISTRICT AND OFFENSE	TOTAL DEFENDANTS				DISMISSED				ACQUITTED				CONVICTED			
	TOTAL	ASSIGNED COUNSEL			TOTAL	ASSIGNED COUNSEL			TOTAL	ASSIGNED COUNSEL			TOTAL	ASSIGNED COUNSEL		
		NUMBER		PERCENT		NUMBER		PERCENT		NUMBER		PERCENT		NUMBER		PERCENT
		CJA 1	FPD 2			CJA 1	FPD 2			CJA 1	FPD 2			CJA 1	FPD 2	
KENTUCKY EASTERN TOTAL	282	56	82	48.9	48	10	10	41.7	12	2	5	58.3	222	44	67	50.0
HOMICIDE	1	-	1	100.0	-	-	-	-	-	-	-	-	1	-	1	100.0
ROBBERY	8	3	3	75.0	2	2	-	100.0	-	-	-	-	6	1	3	66.7
ASSAULT	3	2	-	66.7	2	1	-	50.0	-	-	-	-	1	1	-	100.0
BURGLARY	1	-	1	100.0	-	-	-	-	-	-	-	-	1	-	1	100.0
LARCENY AND THEFT	31	9	14	74.2	2	-	1	50.0	1	-	1	100.0	28	9	12	75.0
EMBEZZLEMENT	4	-	-	-	-	-	-	-	-	-	-	-	4	-	-	-
FRAUD	28	3	4	25.0	1	-	-	-	-	-	-	-	27	3	4	25.9
AUTO THEFT	23	6	6	52.2	8	1	2	37.5	1	-	-	-	14	5	4	64.3
FORGERY, COUNTERFEIT	24	7	12	79.2	3	-	2	66.7	2	-	1	50.0	19	7	9	84.2
SEX OFFENSES	-	-	-	-	-	-	-	-	-	-	-	-	-	-	-	-
MARIHUANA	3	-	1	33.3	2	-	1	50.0	-	-	-	-	1	-	-	-
NARCOTICS	12	-	1	8.3	1	-	-	-	-	-	-	-	11	-	1	9.1
WEAPONS AND FIREARMS	33	7	16	59.7	5	-	2	40.0	2	1	1	100.0	26	6	13	73.1
ESCAPE	20	8	8	80.0	1	-	-	-	-	-	-	-	19	8	8	84.2
OTHER GENERAL OFFENSES	37	4	2	16.2	3	-	1	33.3	2	1	-	50.0	32	3	1	12.5
IMMIGRATION LAWS	-	-	-	-	-	-	-	-	-	-	-	-	-	-	-	-
LIQUOR, INTERNAL REV.	5	-	2	40.0	1	-	-	-	2	-	2	100.0	2	-	-	-
SELECTIVE SERVICE ACT	-	-	-	-	-	-	-	-	-	-	-	-	-	-	-	-
OTHER SPECIAL OFFENSES (FEDERAL STATUTES)	49	7	11	36.7	17	6	1	41.2	2	-	-	-	30	1	10	36.7
KENTUCKY WESTERN TOTAL	604	192	-	31.8	95	31	-	32.6	23	6	-	26.1	486	155	-	31.9
HOMICIDE	-	-	-	-	-	-	-	-	-	-	-	-	-	-	-	-
ROBBERY	13	12	-	92.3	1	-	-	-	-	-	-	-	12	12	-	100.0
ASSAULT	7	2	-	28.6	-	-	-	-	1	-	-	-	6	2	-	33.3
BURGLARY	3	2	-	66.7	1	-	-	-	-	-	-	-	2	2	-	100.0
LARCENY AND THEFT	244	51	-	20.9	23	8	-	34.8	10	5	-	50.0	211	38	-	18.0
EMBEZZLEMENT	8	2	-	25.0	-	-	-	-	1	1	-	100.0	7	1	-	14.3
FRAUD	60	18	-	30.0	8	2	-	25.0	1	-	-	-	51	16	-	31.4
AUTO THEFT	21	12	-	57.1	4	1	-	25.0	1	-	-	-	16	11	-	68.8
FORGERY, COUNTERFEIT	48	35	-	72.9	10	9	-	90.0	-	-	-	-	38	26	-	68.4
SEX OFFENSES	8	2	-	25.0	5	-	-	-	-	-	-	-	3	2	-	66.7
MARIHUANA	24	5	-	20.8	8	1	-	12.5	-	-	-	-	16	4	-	25.0
NARCOTICS	9	-	-	-	-	-	-	-	-	-	-	-	9	-	-	-
WEAPONS AND FIREARMS	34	20	-	58.8	5	5	-	100.0	4	-	-	-	25	15	-	60.0
ESCAPE	20	16	-	80.0	3	1	-	33.3	2	-	-	-	15	15	-	100.0
OTHER GENERAL OFFENSES	43	7	-	16.3	11	1	-	9.1	-	-	-	-	32	6	-	18.8
IMMIGRATION LAWS	3	1	-	33.3	1	-	-	-	-	-	-	-	2	1	-	50.0
LIQUOR, INTERNAL REV.	-	-	-	-	-	-	-	-	-	-	-	-	-	-	-	-
SELECTIVE SERVICE ACT	-	-	-	-	-	-	-	-	-	-	-	-	-	-	-	-
OTHER SPECIAL OFFENSES (FEDERAL STATUTES)	59	7	-	11.9	15	3	-	20.0	3	-	-	-	41	4	-	9.8
MICHIGAN EASTERN TOTAL	938	132	225	38.1	243	23	44	27.6	31	2	8	32.3	664	107	173	42.2
HOMICIDE	-	-	-	-	-	-	-	-	-	-	-	-	-	-	-	-
ROBBERY	36	9	13	61.1	6	-	2	33.3	2	-	1	50.0	28	9	10	67.9
ASSAULT	5	2	2	80.0	1	1	-	100.0	-	-	-	-	4	1	2	75.0
BURGLARY	3	1	1	66.7	-	-	-	-	-	-	-	-	3	1	1	66.7
LARCENY AND THEFT	77	20	31	66.2	24	5	10	62.5	1	1	-	100.0	52	14	21	67.3
EMBEZZLEMENT	30	3	10	43.3	5	-	3	60.0	1	-	-	-	24	3	7	41.7
FRAUD	175	21	34	31.4	50	5	8	26.0	2	-	-	-	123	16	26	34.1
AUTO THEFT	14	-	4	28.6	2	-	-	-	-	-	-	-	12	-	4	33.3
FORGERY, COUNTERFEIT	112	20	50	62.5	21	4	7	62.4	4	-	3	75.0	87	16	40	64.4
SEX OFFENSES	-	-	-	-	-	-	-	-	-	-	-	-	-	-	-	-
MARIHUANA	31	-	2	6.5	9	-	-	-	4	-	1	25.0	18	-	1	5.6
NARCOTICS	212	25	35	28.3	68	6	9	22.1	1	-	-	-	143	19	26	31.5
WEAPONS AND FIREARMS	80	18	21	48.8	11	1	2	27.3	5	1	2	60.0	64	16	17	51.6
ESCAPE	10	-	5	50.0	3	-	-	-	-	-	-	-	7	-	5	71.4
OTHER GENERAL OFFENSES	71	5	2	11.3	23	1	-	4.3	5	-	1	11.1	39	5	1	15.4
IMMIGRATION LAWS	21	4	7	52.4	3	-	1	33.3	-	-	-	-	18	4	6	55.6
LIQUOR, INTERNAL REV.	1	-	-	-	1	-	-	-	-	-	-	-	-	-	-	-
SELECTIVE SERVICE ACT	-	-	-	-	-	-	-	-	-	-	-	-	-	-	-	-
OTHER SPECIAL OFFENSES (FEDERAL STATUTES)	60	3	8	18.3	16	-	2	12.5	2	-	-	-	42	3	6	21.4

<sup>1</sup> CJA (Criminal Justice Act). This category reflects the number of defendants who were represented by private attorneys appointed by the court from Criminal Justice Act panels.  
<sup>2</sup> FPD (Federal Public Defender). These figures also include persons represented by Community Defenders.

**TABLE 2**  
**UNITED STATES DISTRICT COURTS**  
**ASSIGNMENT OF COUNSEL FOR CRIMINAL DEFENDANTS BY METHOD OF DISPOSITION**  
**TWELVE MONTH PERIOD ENDED JUNE 30, 1979**

DISTRICT AND OFFENSE	TOTAL DEFENDANTS				DISMISSED				ACQUITTED				CONVICTED			
	TOTAL	ASSIGNED COUNSEL			TOTAL	ASSIGNED COUNSEL			TOTAL	ASSIGNED COUNSEL			TOTAL	ASSIGNED COUNSEL		
		NUMBER		PERCENT		NUMBER		PERCENT		NUMBER		PERCENT		NUMBER		PERCENT
		CJA 1	FPD 2			CJA 1	FPD 2			CJA1	FPD2			CJA 1	FPD 2	
MICHIGAN WESTERN TOTAL	217	85	-	39.2	30	8	-	26.7	4	1	-	25.0	183	76	-	41.5
HOMICIDE	1	1	-	100.0	-	-	-	-	-	-	-	-	1	1	-	100.0
ROBBERY	8	7	-	87.5	-	-	-	-	-	-	-	-	8	7	-	87.5
ASSAULT	3	1	-	33.3	1	-	-	-	-	-	-	-	2	1	-	50.0
BURGLARY	-	-	-	-	-	-	-	-	-	-	-	-	-	-	-	-
LARCENY AND THEFT	34	21	-	61.8	4	3	-	75.0	1	1	-	100.0	29	17	-	58.6
EMBEZZLEMENT	17	1	-	5.9	-	-	-	-	-	-	-	-	17	1	-	5.9
FRAUD	39	8	-	20.5	5	-	-	-	-	-	-	-	34	8	-	23.5
AUTO THEFT	5	2	-	40.0	-	-	-	-	-	-	-	-	5	2	-	40.0
FORGERY, COUNTERFEIT	38	17	-	44.7	2	-	-	-	-	-	-	-	36	17	-	47.2
SEX OFFENSES	2	-	-	-	-	-	-	-	1	-	-	-	1	-	-	-
MARIHUANA	-	-	-	-	-	-	-	-	-	-	-	-	-	-	-	-
NARCOTICS	33	13	-	39.4	15	5	-	33.3	2	-	-	-	16	8	-	50.0
WEAPONS AND FIREARMS	9	4	-	44.4	2	-	-	-	-	-	-	-	7	4	-	57.1
ESCAPE	-	-	-	-	-	-	-	-	-	-	-	-	-	-	-	-
OTHER GENERAL OFFENSES	3	1	-	33.3	-	-	-	-	-	-	-	-	3	1	-	33.3
IMMIGRATION LAWS	2	2	-	100.0	-	-	-	-	-	-	-	-	2	2	-	100.0
LIQUOR, INTERNAL REV.	-	-	-	-	-	-	-	-	-	-	-	-	-	-	-	-
SELECTIVE SERVICE ACT	-	-	-	-	-	-	-	-	-	-	-	-	-	-	-	-
OTHER SPECIAL OFFENSES (FEDERAL STATUTES)	23	7	-	30.4	1	-	-	-	-	-	-	-	22	7	-	31.8
OHIO NORTHERN TOTAL	456	92	59	33.1	60	5	8	21.7	13	2	-	15.4	383	85	51	35.5
HOMICIDE	-	-	-	-	-	-	-	-	-	-	-	-	-	-	-	-
ROBBERY	28	8	8	57.1	5	2	1	60.0	-	-	-	-	23	6	7	56.5
ASSAULT	2	1	-	50.0	-	-	-	-	-	-	-	-	2	1	-	50.0
BURGLARY	-	-	-	-	-	-	-	-	-	-	-	-	-	-	-	-
LARCENY AND THEFT	42	15	6	50.0	2	-	1	50.0	-	-	-	-	40	15	5	50.0
EMBEZZLEMENT	45	7	4	24.4	4	-	1	25.0	-	-	-	-	41	7	3	24.4
FRAUD	89	11	7	20.2	8	1	-	12.5	1	1	-	100.0	80	9	7	20.0
AUTO THEFT	13	9	-	69.2	1	-	-	-	1	1	-	100.0	11	8	-	72.7
FORGERY, COUNTERFEIT	51	20	13	64.7	3	-	1	33.3	-	-	-	-	48	20	12	66.7
SEX OFFENSES	-	-	-	-	-	-	-	-	-	-	-	-	-	-	-	-
MARIHUANA	1	-	-	-	-	-	-	-	-	-	-	-	1	-	-	-
NARCOTICS	16	2	3	31.3	4	-	2	50.0	-	-	-	-	12	2	1	25.0
WEAPONS AND FIREARMS	59	10	8	30.5	8	2	2	50.0	1	-	-	-	50	8	6	28.0
ESCAPE	-	-	-	-	-	-	-	-	-	-	-	-	-	-	-	-
OTHER GENERAL OFFENSES	39	2	5	17.9	19	-	-	-	2	-	-	-	18	2	5	38.9
IMMIGRATION LAWS	3	1	-	33.3	1	-	-	-	-	-	-	-	2	1	-	50.0
LIQUOR, INTERNAL REV.	-	-	-	-	-	-	-	-	-	-	-	-	-	-	-	-
SELECTIVE SERVICE ACT	-	-	-	-	-	-	-	-	-	-	-	-	-	-	-	-
OTHER SPECIAL OFFENSES (FEDERAL STATUTES)	68	6	5	16.2	5	-	-	-	8	-	-	-	55	6	5	20.0
OHIO SOUTHERN TOTAL	313	151	-	48.2	24	8	-	33.3	11	3	-	27.3	278	140	-	50.4
HOMICIDE	-	-	-	-	-	-	-	-	-	-	-	-	-	-	-	-
ROBBERY	37	28	-	75.7	6	4	-	66.7	1	-	-	-	30	24	-	80.0
ASSAULT	3	2	-	66.7	1	-	-	-	1	1	-	100.0	1	1	-	100.0
BURGLARY	1	1	-	100.0	-	-	-	-	-	-	-	-	1	1	-	100.0
LARCENY AND THEFT	53	34	-	64.2	4	-	-	-	1	1	-	100.0	48	33	-	68.8
EMBEZZLEMENT	34	9	-	26.5	1	-	-	-	1	-	-	-	32	9	-	28.1
FRAUD	59	17	-	28.8	3	1	-	33.3	-	-	-	-	56	16	-	28.6
AUTO THEFT	8	4	-	50.0	-	-	-	-	1	-	-	-	7	4	-	57.1
FORGERY, COUNTERFEIT	51	33	-	64.7	3	1	-	33.3	-	-	-	-	48	32	-	66.7
SEX OFFENSES	-	-	-	-	-	-	-	-	-	-	-	-	-	-	-	-
MARIHUANA	-	-	-	-	-	-	-	-	-	-	-	-	-	-	-	-
NARCOTICS	12	1	-	3.3	-	-	-	-	-	-	-	-	12	1	-	8.3
WEAPONS AND FIREARMS	15	4	-	26.7	2	1	-	50.0	-	-	-	-	13	3	-	23.1
ESCAPE	3	3	-	100.0	-	-	-	-	-	-	-	-	3	3	-	100.0
OTHER GENERAL OFFENSES	20	7	-	35.0	-	-	-	-	3	-	-	-	17	7	-	41.2
IMMIGRATION LAWS	2	2	-	100.0	-	-	-	-	-	-	-	-	2	2	-	100.0
LIQUOR, INTERNAL REV.	-	-	-	-	-	-	-	-	-	-	-	-	-	-	-	-
SELECTIVE SERVICE ACT	-	-	-	-	-	-	-	-	-	-	-	-	-	-	-	-
OTHER SPECIAL OFFENSES (FEDERAL STATUTES)	15	6	-	40.0	4	1	-	25.0	3	1	-	33.3	8	4	-	50.0

**TABLE 2**  
**UNITED STATES DISTRICT COURTS**  
**ASSIGNMENT OF COUNSEL FOR CRIMINAL DEFENDANTS BY METHOD OF DISPOSITION**  
**TWELVE MONTH PERIOD ENDED JUNE 30, 1979**

TWELVE MONTH PERIOD ENDED JUNE 30, 1979																	
DISTRICT AND OFFENSE	TOTAL DEFENDANTS				DISMISSED				ACQUITTED				CONVICTED				
	TOTAL	AS.SIGNED COUNSEL			TOTAL	ASSIGNED COUNSEL			TOTAL	ASSIGNED COUNSEL			TOTAL	ASSIGNED COUNSEL			
		NUMBER	PERCENT	CJA 1		FPD 2	NUMBER	PERCENT		CJA 1	FPD 2	NUMBER		PERCENT	CJA 1	FPD 2	PERCENT
TENNESSEE EASTERN TOTAL	201	51	-	40.3	34	10	-	29.4	17	2	-	11.5	150	59	-	46.0	
HOMICIDE	-	-	-	-	-	-	-	-	-	-	-	-	-	-	-	-	
ROBBERY	12	10	-	83.3	1	1	-	100.0	-	-	-	-	11	8	-	81.8	
ASSAULT	3	1	-	33.3	1	-	-	-	-	-	-	-	2	1	-	50.0	
BURGLARY	-	-	-	-	-	-	-	-	-	-	-	-	-	-	-	-	
LARCENY AND THEFT	29	10	-	34.5	7	1	-	14.3	5	1	-	20.0	17	8	-	47.1	
EMBEZZLEMENT	14	2	-	14.3	-	-	-	-	-	-	-	-	14	2	-	14.3	
FRAUD	38	13	-	34.2	5	2	-	40.0	3	-	-	-	30	11	-	36.7	
AUTO THEFT	8	3	-	37.5	1	1	-	100.0	-	-	-	-	7	2	-	28.6	
FORGERY, COUNTERFEIT	23	20	-	87.0	-	-	-	-	1	1	-	100.0	22	19	-	86.4	
SEX OFFENSES	-	-	-	-	-	-	-	-	-	-	-	-	-	-	-	-	
MARIJUANA	1	-	-	-	-	-	-	-	-	-	-	-	1	-	-	-	
NARCOTICS	5	1	-	20.0	2	-	-	-	-	-	-	-	3	1	-	33.3	
WEAPONS AND FIREARMS	24	7	-	29.2	6	3	-	50.0	3	-	-	-	15	4	-	26.7	
ESCAPE	5	5	-	100.0	1	1	-	100.0	-	-	-	-	4	4	-	100.0	
OTHER GENERAL OFFENSES	15	2	-	13.3	4	-	-	-	3	-	-	-	8	2	-	25.0	
IMMIGRATION LAWS	-	-	-	-	-	-	-	-	-	-	-	-	-	-	-	-	
LIQUOR, INTERNAL REV.	2	1	-	50.0	-	-	-	-	-	-	-	-	2	1	-	50.0	
SELECTIVE SERVICE ACT	-	-	-	-	-	-	-	-	-	-	-	-	-	-	-	-	
OTHER SPECIAL OFFENSES (FEDERAL STATUTES)	22	6	-	27.3	6	1	-	16.7	2	-	-	-	14	5	-	35.7	
TENNESSEE MIDDLE TOTAL	325	85	56	43.4	62	18	11	46.8	5	1	1	40.0	258	66	44	42.6	
HOMICIDE	-	-	-	-	-	-	-	-	-	-	-	-	-	-	-	-	
ROBBERY	5	1	3	80.0	2	1	-	50.0	-	-	-	-	3	-	3	100.0	
ASSAULT	1	-	-	-	-	-	-	-	-	-	-	-	1	-	-	-	
BURGLARY	-	-	-	-	-	-	-	-	-	-	-	-	-	-	-	-	
LARCENY AND THEFT	23	7	6	56.5	7	-	2	28.6	-	-	-	-	16	7	4	68.8	
EMBEZZLEMENT	9	-	2	22.2	1	-	1	100.0	-	-	-	-	8	-	1	12.5	
FRAUD	59	16	9	42.4	19	8	4	63.2	-	-	-	-	40	8	5	32.5	
AUTO THEFT	10	4	1	50.0	2	-	1	50.0	-	-	-	-	8	4	-	50.0	
FORGERY, COUNTERFEIT	31	8	11	61.3	4	-	1	25.0	-	-	-	-	27	8	10	66.7	
SEX OFFENSES	3	-	-	-	-	-	-	-	-	-	-	-	3	-	-	-	
MARIJUANA	6	1	-	16.7	2	1	-	50.0	-	-	-	-	4	-	-	-	
NARCOTICS	22	4	-	18.2	1	-	-	-	2	-	-	-	19	4	-	21.1	
WEAPONS AND FIREARMS	38	24	5	76.3	6	4	1	83.3	1	1	1	100.0	31	20	3	74.2	
ESCAPE	10	6	4	100.0	1	1	-	100.0	1	1	-	100.0	8	4	4	100.0	
OTHER GENERAL OFFENSES	73	6	2	11.0	11	2	-	18.2	1	-	-	-	61	4	2	9.8	
IMMIGRATION LAWS	-	-	-	-	-	-	-	-	-	-	-	-	-	-	-	-	
LIQUOR, INTERNAL REV.	-	-	-	-	-	-	-	-	-	-	-	-	-	-	-	-	
SELECTIVE SERVICE ACT	-	-	-	-	-	-	-	-	-	-	-	-	-	-	-	-	
OTHER SPECIAL OFFENSES (FEDERAL STATUTES)	35	8	13	60.0	6	1	1	33.3	-	-	-	-	28	7	12	65.5	
TENNESSEE WESTERN TOTAL	404	62	111	42.8	54	2	4	11.1	18	4	4	44.4	332	56	103	47.9	
HOMICIDE	-	-	-	-	-	-	-	-	-	-	-	-	-	-	-	-	
ROBBERY	4	-	2	50.0	2	-	-	-	-	-	-	-	2	-	2	100.0	
ASSAULT	4	-	3	75.0	-	-	-	-	-	-	-	-	4	-	3	75.0	
BURGLARY	-	-	-	-	-	-	-	-	-	-	-	-	-	-	-	-	
LARCENY AND THEFT	32	6	9	46.9	4	-	3	75.0	2	2	-	100.0	26	4	6	38.5	
EMBEZZLEMENT	13	-	4	30.8	-	-	-	-	-	-	-	-	13	-	4	30.8	
FRAUD	86	6	22	32.6	6	-	-	-	-	-	-	-	74	5	21	35.1	
AUTO THEFT	13	1	2	23.1	-	-	-	-	-	-	-	-	13	1	2	23.1	
FORGERY, COUNTERFEIT	111	42	44	77.5	5	1	1	40.0	2	1	1	100.0	104	40	42	78.8	
SEX OFFENSES	-	-	-	-	-	-	-	-	-	-	-	-	-	-	-	-	
MARIJUANA	2	-	-	-	-	-	-	-	-	-	-	-	2	-	-	-	
NARCOTICS	31	2	2	12.9	5	-	-	-	-	-	-	-	26	2	2	15.4	
WEAPONS AND FIREARMS	12	-	3	25.0	2	-	-	-	-	-	-	-	10	-	3	30.0	
ESCAPE	15	2	11	86.7	2	1	-	50.0	-	-	-	-	13	1	11	92.3	
OTHER GENERAL OFFENSES	14	1	2	21.4	5	-	-	-	1	-	1	100.0	8	1	1	25.0	
IMMIGRATION LAWS	1	-	1	100.0	-	-	-	-	-	-	-	-	1	-	1	100.0	
LIQUOR, INTERNAL REV.	-	-	-	-	-	-	-	-	-	-	-	-	-	-	-	-	
SELECTIVE SERVICE ACT	-	-	-	-	-	-	-	-	-	-	-	-	-	-	-	-	
OTHER SPECIAL OFFENSES (FEDERAL STATUTES)	66	2	6	12.1	23	-	-	-	7	-	1	14.3	38	2	5	19.4	

<sup>1</sup> CJA (Criminal Justice Act). This category reflects the number of defendants who were represented by private attorneys appointed by the court from Criminal Justice Act panels.

<sup>2</sup> FPD (Federal Public Defender). These figures also include persons represented by Community Defenders.

X-2-18

**TABLE 2**  
**UNITED STATES DISTRICT COURTS**  
**ASSIGNMENT OF COUNSEL FOR CRIMINAL DEFENDANTS BY METHOD OF DISPOSITION**  
**TWELVE MONTH PERIOD ENDED JUNE 30, 1979**

DISTRICT AND OFFENSE	TOTAL DEFENDANTS				DISMISSED				ACQUITTED				CONVICTED			
	TOTAL	ASSIGNED COUNSEL			TOTAL	ASSIGNED COUNSEL			TOTAL	ASSIGNED COUNSEL			TOTAL	ASSIGNED COUNSEL		
		NUMBER		PERCENT		NUMBER		PERCENT		NUMBER		PERCENT		NUMBER		PERCENT
		CJA 1	FPD 2			CJA 1	FPD 2			CJA 1	FPD 2			CJA 1	FPD 2	
ILLINOIS NORTHERN TOTAL	924	232	163	42.7	63	13	7	31.7	46	12	6	39.1	815	207	150	43.8
HOMICIDE	1	1	-	100.0	1	1	-	100.0	-	-	-	-	-	-	-	-
ROBBERY	26	10	11	80.8	2	-	1	50.0	1	-	1	100.0	23	10	9	82.6
ASSAULT	4	1	2	75.0	1	1	-	100.0	-	-	-	-	3	-	2	66.7
BURGLARY	-	-	-	-	-	-	-	-	-	-	-	-	-	-	-	-
LARCENY AND THEFT	116	51	24	64.7	4	-	1	25.0	6	2	-	33.3	106	49	23	67.9
EMBEZZLEMENT	46	14	9	50.0	3	-	1	33.3	-	-	-	-	43	14	8	51.2
FRAUD	218	32	27	27.1	14	-	3	21.4	9	2	-	22.2	195	30	24	27.7
AUTO THEFT	8	1	2	37.5	1	-	-	-	-	-	-	-	7	1	2	42.9
FORGERY, COUNTERFEIT	99	31	28	59.6	2	2	-	100.0	4	2	-	50.0	93	27	28	59.1
SEX OFFENSES	-	-	-	-	-	-	-	-	-	-	-	-	-	-	-	-
MARIHUANA	3	-	1	33.3	2	-	-	-	-	-	-	-	1	-	1	100.0
NARCOTICS	166	38	20	34.9	14	4	-	28.6	12	3	1	33.3	140	31	19	35.7
WEAPONS AND FIREARMS	67	25	16	61.2	7	2	-	28.6	3	1	2	100.0	57	22	14	63.2
ESCAPE	5	1	3	80.0	1	1	-	100.0	-	-	-	-	4	-	3	75.0
OTHER GENERAL OFFENSES	59	2	1	5.1	4	-	-	-	5	-	-	-	50	2	1	6.0
IMMIGRATION LAWS	22	11	6	77.3	1	-	-	-	3	2	1	100.0	18	9	5	77.8
LIQUOR, INTERNAL REV.	-	-	-	-	-	-	-	-	-	-	-	-	-	-	-	-
SELECTIVE SERVICE ACT	-	-	-	-	-	-	-	-	-	-	-	-	-	-	-	-
OTHER SPECIAL OFFENSES (FEDERAL STATUTES)	84	14	13	32.1	6	2	1	50.0	3	-	1	33.3	75	12	11	30.7
ILLINOIS CENTRAL* TOTAL	190	67	20	45.8	19	6	2	42.1	9	2	1	33.3	152	59	17	46.9
HOMICIDE	4	3	1	100.0	-	-	-	-	-	-	-	-	4	3	1	100.0
ROBBERY	6	6	-	100.0	-	-	-	-	-	-	-	-	6	6	-	100.0
ASSAULT	4	1	2	75.0	1	1	-	100.0	-	-	-	-	3	-	2	66.7
BURGLARY	-	-	-	-	-	-	-	-	-	-	-	-	-	-	-	-
LARCENY AND THEFT	24	6	3	37.5	1	-	-	-	1	-	1	100.0	22	6	2	36.4
EMBEZZLEMENT	26	3	2	19.2	3	1	-	33.3	3	1	-	33.3	20	1	2	15.0
FRAUD	23	4	1	21.7	2	-	-	-	2	-	-	-	19	4	1	26.3
AUTO THEFT	4	-	1	25.0	1	-	-	-	-	-	-	-	3	-	1	33.3
FORGERY, COUNTERFEIT	25	16	-	64.0	2	2	-	100.0	1	-	-	-	22	14	-	63.6
SEX OFFENSES	-	-	-	-	-	-	-	-	-	-	-	-	-	-	-	-
MARIHUANA	-	-	-	-	-	-	-	-	-	-	-	-	-	-	-	-
NARCOTICS	12	5	3	66.7	2	-	1	50.0	-	-	-	-	10	5	2	70.0
WEAPONS AND FIREARMS	16	7	5	75.0	2	1	-	50.0	-	-	-	-	14	6	5	78.6
ESCAPE	5	3	2	100.0	1	-	1	100.0	-	-	-	-	4	3	1	100.0
OTHER GENERAL OFFENSES	20	6	-	30.0	3	1	-	33.3	2	1	-	50.0	15	4	-	26.7
IMMIGRATION LAWS	5	5	-	100.0	-	-	-	-	-	-	-	-	5	5	-	100.0
LIQUOR, INTERNAL REV.	-	-	-	-	-	-	-	-	-	-	-	-	-	-	-	-
SELECTIVE SERVICE ACT	-	-	-	-	-	-	-	-	-	-	-	-	-	-	-	-
OTHER SPECIAL OFFENSES (FEDERAL STATUTES)	16	2	-	12.5	1	-	-	-	-	-	-	-	15	2	-	13.3
ILLINOIS SOUTHERN TOTAL	137	46	20	43.2	19	2	6	42.1	2	-	2	100.0	116	44	12	43.3
HOMICIDE	4	2	2	100.0	-	-	-	-	-	-	-	-	4	2	2	100.0
ROBBERY	3	-	2	66.7	-	-	-	-	-	-	-	-	3	-	2	66.7
ASSAULT	2	-	2	100.0	-	-	-	-	1	-	1	100.0	1	-	1	100.0
BURGLARY	-	-	-	-	-	-	-	-	-	-	-	-	-	-	-	-
LARCENY AND THEFT	10	5	3	80.0	3	1	2	100.0	-	-	-	-	7	4	1	71.4
EMBEZZLEMENT	16	3	1	25.0	-	-	-	-	-	-	-	-	16	3	1	25.0
FRAUD	31	5	1	19.4	6	-	1	16.7	-	-	-	-	25	5	-	20.0
AUTO THEFT	1	1	-	100.0	-	-	-	-	-	-	-	-	1	1	-	100.0
FORGERY, COUNTERFEIT	7	3	1	57.1	1	-	1	100.0	-	-	-	-	6	3	-	60.0
SEX OFFENSES	-	-	-	-	-	-	-	-	-	-	-	-	-	-	-	-
MARIHUANA	-	-	-	-	-	-	-	-	-	-	-	-	-	-	-	-
NARCOTICS	15	8	-	53.3	2	1	-	50.0	-	-	-	-	13	7	-	53.8
WEAPONS AND FIREARMS	10	1	2	30.0	1	-	-	-	1	-	1	100.0	8	1	1	25.0
ESCAPE	3	1	2	100.0	-	-	-	-	-	-	-	-	3	1	2	100.0
OTHER GENERAL OFFENSES	16	4	3	43.8	5	-	2	40.0	-	-	-	-	11	4	1	45.5
IMMIGRATION LAWS	16	13	-	81.3	-	-	-	-	-	-	-	-	16	13	-	81.3
LIQUOR, INTERNAL REV.	-	-	-	-	-	-	-	-	-	-	-	-	-	-	-	-
SELECTIVE SERVICE ACT	-	-	-	-	-	-	-	-	-	-	-	-	-	-	-	-
OTHER SPECIAL OFFENSES (FEDERAL STATUTES)	3	-	1	33.3	1	-	-	-	-	-	-	-	2	-	1	50.0



**TABLE 2**  
**UNITED STATES DISTRICT COURTS**  
**ASSIGNMENT OF COUNSEL FOR CRIMINAL DEFENDANTS BY METHOD OF DISPOSITION**  
**TWELVE MONTH PERIOD ENDED JUNE 30, 1979**

DISTRICT AND OFFENSE	TOTAL DEFENDANTS				DISMISSED				ACQUITTED				CONVICTED			
	TOTAL	ASSIGNED COUNSEL			TOTAL	ASSIGNED COUNSEL			TOTAL	ASSIGNED COUNSEL			TOTAL	ASSIGNED COUNSEL		
		NUMBER		PERCENT		NUMBER		PERCENT		NUMBER		PERCENT		NUMBER		PERCENT
		CJA 1	FPD 2			CJA 1	FPD 2			CJA 1	FPD 2			CJA 1	FPD 2	
INDIANA NORTHERN TOTAL	248	114	-	46.0	36	15	-	41.7	12	1	-	8.3	200	98	-	49.0
HOMICIDE	-	-	-	-	-	-	-	-	-	-	-	-	8	6	-	75.0
ROBBERY	8	6	-	75.0	-	-	-	-	-	-	-	-	-	-	-	-
ASSAULT	-	-	-	-	-	-	-	-	-	-	-	-	-	-	-	-
BURGLARY	-	-	-	-	-	-	-	-	-	-	-	-	-	-	-	-
LARCENY AND THEFT	55	28	-	50.9	12	7	-	58.3	3	-	-	-	40	21	-	52.5
EMBEZZLEMENT	9	2	-	22.2	-	-	-	-	-	-	-	-	9	2	-	22.2
FRAUD	36	8	-	22.2	3	-	-	-	4	1	-	25.0	29	7	-	24.1
AUTO THEFT	17	8	-	47.1	-	-	-	-	-	-	-	-	17	8	-	47.1
FORGERY, COUNTERFEIT	19	12	-	63.2	2	1	-	50.0	-	-	-	-	17	11	-	64.7
SEX OFFENSES	-	-	-	-	-	-	-	-	-	-	-	-	-	-	-	-
MARIHUANA	7	2	-	28.6	1	-	-	-	2	-	-	-	4	2	-	50.0
NARCOTICS	38	15	-	39.5	9	1	-	11.1	1	-	-	-	28	14	-	50.0
WEAPONS AND FIREARMS	19	8	-	42.1	-	-	-	-	-	-	-	-	19	8	-	42.1
ESCAPE	3	3	-	100.0	1	1	-	100.0	-	-	-	-	2	2	-	100.0
OTHER GENERAL OFFENSES	20	11	-	55.0	1	1	-	100.0	2	-	-	-	17	10	-	58.8
IMMIGRATION LAWS	3	3	-	100.0	2	2	-	100.0	-	-	-	-	1	1	-	100.0
LIQUOR, INTERNAL REV.	-	-	-	-	-	-	-	-	-	-	-	-	-	-	-	-
SELECTIVE SERVICE ACT	1	1	-	100.0	-	-	-	-	-	-	-	-	1	1	-	100.0
OTHER SPECIAL OFFENSES (FEDERAL STATUTES)	13	7	-	53.8	5	2	-	40.0	-	-	-	-	8	5	-	62.5
INDIANA SOUTHERN TOTAL	206	107	-	51.9	19	3	-	15.8	9	1	-	11.1	178	103	-	57.9
HOMICIDE	1	1	-	100.0	-	-	-	-	-	-	-	-	1	1	-	100.0
ROBBERY	29	24	-	82.8	2	1	-	50.0	-	-	-	-	27	23	-	85.2
ASSAULT	2	1	-	50.0	1	-	-	-	-	-	-	-	1	1	-	100.0
BURGLARY	-	-	-	-	-	-	-	-	-	-	-	-	-	-	-	-
LARCENY AND THEFT	31	18	-	58.1	1	-	-	-	-	-	-	-	30	18	-	60.0
EMBEZZLEMENT	15	3	-	20.0	-	-	-	-	-	-	-	-	15	3	-	20.0
FRAUD	30	7	-	23.3	3	-	-	-	6	-	-	-	21	7	-	33.3
AUTO THEFT	12	6	-	50.0	-	-	-	-	1	1	-	100.0	11	5	-	45.5
FORGERY, COUNTERFEIT	18	12	-	66.7	2	-	-	-	-	-	-	-	16	12	-	75.0
SEX OFFENSES	-	-	-	-	-	-	-	-	-	-	-	-	-	-	-	-
MARIHUANA	1	-	-	-	-	-	-	-	-	-	-	-	1	-	-	-
NARCOTICS	29	9	-	31.0	8	2	-	25.0	-	-	-	-	21	7	-	33.3
WEAPONS AND FIREARMS	9	5	-	55.6	-	-	-	-	-	-	-	-	9	5	-	55.6
ESCAPE	12	10	-	83.3	-	-	-	-	-	-	-	-	12	10	-	83.3
OTHER GENERAL OFFENSES	9	8	-	88.9	-	-	-	-	-	-	-	-	9	8	-	88.9
IMMIGRATION LAWS	2	2	-	100.0	-	-	-	-	-	-	-	-	2	2	-	100.0
LIQUOR, INTERNAL REV.	-	-	-	-	-	-	-	-	-	-	-	-	-	-	-	-
SELECTIVE SERVICE ACT	-	-	-	-	-	-	-	-	-	-	-	-	-	-	-	-
OTHER SPECIAL OFFENSES (FEDERAL STATUTES)	6	1	-	16.7	2	-	-	-	2	-	-	-	2	1	-	50.0
WISCONSIN EASTERN TOTAL	226	59	-	26.1	29	10	-	34.5	8	4	-	50.0	189	45	-	23.8
HOMICIDE	1	-	-	-	-	-	-	-	-	-	-	-	1	-	-	-
ROBBERY	2	1	-	50.0	1	-	-	-	-	-	-	-	1	1	-	100.0
ASSAULT	10	6	-	60.0	3	1	-	33.3	2	1	-	50.0	5	4	-	80.0
BURGLARY	2	2	-	100.0	-	-	-	-	1	1	-	100.0	1	1	-	100.0
LARCENY AND THEFT	11	4	-	36.4	2	2	-	100.0	-	-	-	-	9	2	-	22.2
EMBEZZLEMENT	16	5	-	31.3	1	1	-	100.0	-	-	-	-	15	4	-	26.7
FRAUD	99	20	-	20.2	2	1	-	50.0	-	-	-	-	97	19	-	19.6
AUTO THEFT	6	1	-	16.7	2	-	-	-	1	-	-	-	3	1	-	33.3
FORGERY, COUNTERFEIT	11	5	-	45.5	3	1	-	33.3	-	-	-	-	8	4	-	50.0
SEX OFFENSES	1	1	-	100.0	-	-	-	-	1	1	-	100.0	-	-	-	-
MARIHUANA	-	-	-	-	-	-	-	-	-	-	-	-	-	-	-	-
NARCOTICS	13	7	-	53.8	3	1	-	33.3	2	1	-	50.0	8	5	-	62.5
WEAPONS AND FIREARMS	17	3	-	17.6	8	1	-	12.5	1	-	-	-	8	2	-	25.0
ESCAPE	-	-	-	-	-	-	-	-	-	-	-	-	-	-	-	-
OTHER GENERAL OFFENSES	3	1	-	33.3	1	1	-	100.0	-	-	-	-	2	-	-	-
IMMIGRATION LAWS	1	1	-	100.0	1	1	-	100.0	-	-	-	-	-	-	-	-
LIQUOR, INTERNAL REV.	-	-	-	-	-	-	-	-	-	-	-	-	-	-	-	-
SELECTIVE SERVICE ACT	-	-	-	-	-	-	-	-	-	-	-	-	-	-	-	-
OTHER SPECIAL OFFENSES (FEDERAL STATUTES)	33	2	-	6.1	2	-	-	-	-	-	-	-	31	2	-	6.5

<sup>1</sup> CJA (Criminal Justice Act). This category reflects the number of defendants who were represented by private attorneys appointed by the court from Criminal Justice Act panels.

<sup>2</sup> FPD (Federal Public Defender). These figures also include persons represented by Community Defenders.

**TABLE 2**  
**UNITED STATES DISTRICT COURTS**  
**ASSIGNMENT OF COUNSEL FOR CRIMINAL DEFENDANTS BY METHOD OF DISPOSITION**  
**TWELVE MONTH PERIOD ENDED JUNE 30, 1979**

DISTRICT AND OFFENSE	TOTAL DEFENDANTS				DISMISSED				ACQUITTED				CONVICTED			
	TOTAL	ASSIGNED COUNSEL			TOTAL	ASSIGNED COUNSEL			TOTAL	ASSIGNED COUNSEL			TOTAL	ASSIGNED COUNSEL		
		NUMBER	CJA 1	FPD 2		PERCENT	NUMBER	CJA 1		FPD 2	PERCENT	NUMBER		CJA 1	FPD 2	PERCENT
WISCONSIN WESTERN TOTAL	73	33	-	45.2	9	4	-	44.4	6	3	-	50.0	58	26	-	44.8
HOMICIDE	-	-	-	-	-	-	-	-	-	-	-	-	-	-	-	-
ROBBERY	4	4	-	100.0	-	-	-	-	-	-	-	-	4	4	-	100.0
ASSAULT	1	-	-	-	-	-	-	-	-	-	-	-	1	-	-	-
BURGLARY	-	-	-	-	-	-	-	-	-	-	-	-	-	-	-	-
LARCENY AND THEFT	6	4	-	66.7	-	-	-	-	1	-	-	-	5	3	-	60.0
EMBEZZLEMENT	9	3	-	33.3	-	-	-	-	2	1	-	50.0	7	2	-	28.6
FRAUD	25	6	-	24.0	2	-	-	-	-	-	-	-	23	6	-	26.1
AUTO THEFT	3	3	-	100.0	1	1	-	100.0	-	-	-	-	2	2	-	100.0
FORGERY, COUNTERFEIT	6	5	-	83.3	1	1	-	100.0	-	-	-	-	5	4	-	80.0
SEX OFFENSES	1	-	-	-	1	-	-	-	-	-	-	-	-	-	-	-
MARIHUANA	-	-	-	-	-	-	-	-	-	-	-	-	-	-	-	-
NARCOTICS	3	1	-	33.3	1	-	-	-	-	-	-	-	2	1	-	50.0
WEAPONS AND FIREARMS	2	1	-	50.0	1	1	-	100.0	1	-	-	-	-	-	-	-
ESCAPE	5	5	-	100.0	1	1	-	100.0	1	1	-	100.0	3	3	-	100.0
OTHER GENERAL OFFENSES	7	1	-	14.3	1	-	-	-	1	-	-	-	5	1	-	20.0
IMMIGRATION LAWS	-	-	-	-	-	-	-	-	-	-	-	-	-	-	-	-
LIQUOR, INTERNAL REV.	-	-	-	-	-	-	-	-	-	-	-	-	-	-	-	-
SELECTIVE SERVICE ACT	-	-	-	-	-	-	-	-	-	-	-	-	-	-	-	-
OTHER SPECIAL OFFENSES (FEDERAL STATUTES)	1	-	-	-	-	-	-	-	-	-	-	-	1	-	-	-
ARKANSAS EASTERN TOTAL	278	131	-	47.1	39	9	-	23.1	13	5	-	38.5	226	117	-	51.8
HOMICIDE	-	-	-	-	-	-	-	-	-	-	-	-	-	-	-	-
ROBBERY	15	10	-	66.7	2	1	-	50.0	1	-	-	-	12	9	-	75.0
ASSAULT	3	-	-	-	2	-	-	-	-	-	-	-	1	-	-	-
BURGLARY	-	-	-	-	-	-	-	-	-	-	-	-	-	-	-	-
LARCENY AND THEFT	49	33	-	67.3	4	1	-	25.0	1	1	-	100.0	44	31	-	70.5
EMBEZZLEMENT	16	5	-	31.3	1	-	-	-	-	-	-	-	15	5	-	33.3
FRAUD	43	14	-	32.6	9	2	-	22.2	6	1	-	16.7	28	11	-	39.3
AUTO THEFT	8	7	-	87.5	1	-	-	-	-	-	-	-	7	7	-	100.0
FORGERY, COUNTERFEIT	53	39	-	73.6	5	3	-	60.0	-	-	-	-	48	36	-	75.0
SEX OFFENSES	-	-	-	-	-	-	-	-	-	-	-	-	-	-	-	-
MARIHUANA	5	1	-	20.0	1	-	-	-	-	-	-	-	4	1	-	25.0
NARCOTICS	11	3	-	27.3	1	-	-	-	-	-	-	-	10	3	-	30.0
WEAPONS AND FIREARMS	17	11	-	64.7	2	1	-	50.0	3	3	-	100.0	12	7	-	58.3
ESCAPE	2	1	-	50.0	-	-	-	-	-	-	-	-	2	1	-	50.0
OTHER GENERAL OFFENSES	5	-	-	-	1	-	-	-	2	-	-	-	2	-	-	-
IMMIGRATION LAWS	3	3	-	100.0	-	-	-	-	-	-	-	-	3	3	-	100.0
LIQUOR, INTERNAL REV.	-	-	-	-	-	-	-	-	-	-	-	-	-	-	-	-
SELECTIVE SERVICE ACT	-	-	-	-	-	-	-	-	-	-	-	-	-	-	-	-
OTHER SPECIAL OFFENSES (FEDERAL STATUTES)	48	4	-	8.3	10	1	-	10.0	-	-	-	-	38	3	-	7.9
ARKANSAS WESTERN TOTAL	168	56	-	33.3	13	2	-	15.4	8	-	-	-	147	54	-	36.7
HOMICIDE	-	-	-	-	-	-	-	-	-	-	-	-	-	-	-	-
ROBBERY	7	4	-	57.1	-	-	-	-	-	-	-	-	7	4	-	57.1
ASSAULT	-	-	-	-	-	-	-	-	-	-	-	-	-	-	-	-
BURGLARY	-	-	-	-	-	-	-	-	-	-	-	-	-	-	-	-
LARCENY AND THEFT	23	17	-	73.9	1	-	-	-	1	-	-	-	21	17	-	81.0
EMBEZZLEMENT	11	-	-	-	3	-	-	-	-	-	-	-	8	-	-	-
FRAUD	16	5	-	31.3	1	-	-	-	2	-	-	-	13	5	-	38.5
AUTO THEFT	7	4	-	57.1	-	-	-	-	-	-	-	-	7	4	-	57.1
FORGERY, COUNTERFEIT	33	22	-	66.7	5	2	-	40.0	-	-	-	-	28	20	-	71.4
SEX OFFENSES	-	-	-	-	-	-	-	-	-	-	-	-	-	-	-	-
MARIHUANA	1	-	-	-	-	-	-	-	1	-	-	-	-	-	-	-
NARCOTICS	1	-	-	-	-	-	-	-	-	-	-	-	1	-	-	-
WEAPONS AND FIREARMS	5	1	-	20.0	-	-	-	-	-	-	-	-	5	1	-	20.0
ESCAPE	1	1	-	100.0	-	-	-	-	-	-	-	-	1	1	-	100.0
OTHER GENERAL OFFENSES	11	1	-	9.1	-	-	-	-	4	-	-	-	7	1	-	14.3
IMMIGRATION LAWS	-	-	-	-	-	-	-	-	-	-	-	-	-	-	-	-
LIQUOR, INTERNAL REV.	-	-	-	-	-	-	-	-	-	-	-	-	-	-	-	-
SELECTIVE SERVICE ACT	-	-	-	-	-	-	-	-	-	-	-	-	-	-	-	-
OTHER SPECIAL OFFENSES (FEDERAL STATUTES)	52	1	-	1.9	3	-	-	-	-	-	-	-	49	1	-	2.0



**TABLE 2**  
**UNITED STATES DISTRICT COURTS**  
**ASSIGNMENT OF COUNSEL FOR CRIMINAL DEFENDANTS BY METHOD OF DISPOSITION**  
**TWELVE MONTH PERIOD ENDED JUNE 30, 1979**

TWELVE MONTH PERIOD ENDED JUNE 30, 1975																
DISTRICT AND OFFENSE	TOTAL DEFENDANTS				DISMISSED				ACQUITTED				CONVICTED			
	TOTAL	ASSIGNED COUNSEL			TOTAL	ASSIGNED COUNSEL			TOTAL	ASSIGNED COUNSEL			TOTAL	ASSIGNED COUNSEL		
		NUMBER	PERCENT			NUMBER	PERCENT			NUMBER	PERCENT			NUMBER	PERCENT	
IOWA NORTHERN TOTAL	86	36	-	41.9	14	5	-	35.7	2	2	-	100.0	70	29	-	41.4
HOMICIDE	-	-	-	-	-	-	-	-	-	-	-	-	-	-	-	-
ROBBERY	4	4	-	100.0	1	1	-	100.0	1	1	-	100.0	2	2	-	100.0
ASSAULT	-	-	-	-	-	-	-	-	-	-	-	-	-	-	-	-
BURGLARY	-	-	-	-	-	-	-	-	-	-	-	-	5	3	-	60.0
LARCENY AND THEFT	7	5	-	71.4	2	2	-	100.0	-	-	-	-	4	1	-	25.0
EMBEZZLEMENT	4	1	-	25.0	-	-	-	-	-	-	-	-	20	5	-	25.0
FRAUD	24	6	-	25.0	4	1	-	25.0	-	-	-	-	4	3	-	75.0
AUTO THEFT	5	4	-	80.0	-	-	-	-	1	1	-	100.0	5	2	-	40.0
FORGERY, COUNTERFEIT	6	2	-	33.3	1	-	-	-	-	-	-	-	-	-	-	-
SEX OFFENSES	-	-	-	-	-	-	-	-	-	-	-	-	-	-	-	-
MARIHUANA	-	-	-	-	-	-	-	-	-	-	-	-	5	1	-	20.0
NARCOTICS	5	1	-	20.0	-	-	-	-	-	-	-	-	2	-	-	-
WEAPONS AND FIREARMS	4	-	-	-	2	-	-	-	-	-	-	-	1	-	-	-
ESCAPE	1	-	-	-	-	-	-	-	-	-	-	-	2	2	-	100.0
OTHER GENERAL OFFENSES	3	3	-	100.0	1	1	-	100.0	-	-	-	-	2	2	-	100.0
IMMIGRATION LAWS	2	2	-	100.0	-	-	-	-	-	-	-	-	-	-	-	-
LIQUOR, INTERNAL REV.	-	-	-	-	-	-	-	-	-	-	-	-	-	-	-	-
SELECTIVE SERVICE ACT	-	-	-	-	-	-	-	-	-	-	-	-	-	-	-	-
OTHER SPECIAL OFFENSES (FEDERAL STATUTES)	21	8	-	38.1	3	-	-	-	-	-	-	-	18	8	-	44.4
IOWA SOUTHERN TOTAL	305	122	-	40.0	47	16	-	34.0	4	2	-	50.0	254	104	-	40.9
HOMICIDE	-	-	-	-	-	-	-	-	-	-	-	-	9	7	-	77.8
ROBBERY	9	7	-	77.8	-	-	-	-	-	-	-	-	-	-	-	-
ASSAULT	-	-	-	-	-	-	-	-	-	-	-	-	-	-	-	-
BURGLARY	1	1	-	100.0	1	1	-	100.0	-	-	-	-	24	19	-	79.2
LARCENY AND THEFT	26	21	-	80.8	1	1	-	100.0	1	1	-	100.0	7	3	-	42.9
EMBEZZLEMENT	7	3	-	42.9	-	-	-	-	-	-	-	-	114	10	-	8.8
FRAUD	143	15	-	10.5	28	5	-	17.9	1	-	-	-	4	2	-	50.0
AUTO THEFT	7	2	-	28.6	3	-	-	-	-	-	-	-	21	17	-	81.0
FORGERY, COUNTERFEIT	24	20	-	83.3	3	3	-	100.0	-	-	-	-	-	-	-	-
SEX OFFENSES	-	-	-	-	-	-	-	-	-	-	-	-	-	-	-	-
MARIHUANA	1	-	-	-	1	-	-	-	-	-	-	-	35	26	-	74.3
NARCOTICS	39	29	-	74.4	4	3	-	75.0	-	-	-	-	2	1	-	50.0
WEAPONS AND FIREARMS	5	2	-	40.0	2	1	-	50.0	1	-	-	-	-	-	-	-
ESCAPE	1	1	-	100.0	1	1	-	100.0	-	-	-	-	6	3	-	50.0
OTHER GENERAL OFFENSES	8	4	-	50.0	1	-	-	-	1	1	-	100.0	3	2	-	66.7
IMMIGRATION LAWS	4	3	-	75.0	1	1	-	100.0	-	-	-	-	-	-	-	-
LIQUOR, INTERNAL REV.	-	-	-	-	-	-	-	-	-	-	-	-	-	-	-	-
SELECTIVE SERVICE ACT	-	-	-	-	-	-	-	-	-	-	-	-	-	-	-	-
OTHER SPECIAL OFFENSES (FEDERAL STATUTES)	30	14	-	46.7	1	-	-	-	-	-	-	-	29	14	-	48.3
MINNESOTA TOTAL	307	107	17	40.4	33	8	1	27.3	5	1	-	20.0	269	98	16	42.4
HOMICIDE	-	-	-	-	-	-	-	-	-	-	-	-	-	-	-	-
ROBBERY	22	15	2	77.3	1	-	-	-	1	1	-	100.0	20	14	2	80.0
ASSAULT	3	-	-	-	-	-	-	-	-	-	-	-	3	-	-	-
BURGLARY	2	1	-	50.0	-	-	-	-	-	-	-	-	2	1	-	50.0
LARCENY AND THEFT	13	6	3	69.2	1	-	-	-	-	-	-	-	12	6	3	75.0
EMBEZZLEMENT	16	3	1	25.0	1	-	-	-	-	-	-	-	15	3	1	26.7
FRAUD	50	11	1	24.0	6	2	-	33.3	-	-	-	-	44	9	1	22.7
AUTO THEFT	4	1	-	25.0	1	-	-	-	-	-	-	-	3	1	-	33.3
FORGERY, COUNTERFEIT	18	7	-	38.9	1	-	-	-	-	-	-	-	17	7	-	41.2
SEX OFFENSES	2	1	-	50.0	-	-	-	-	-	-	-	-	2	1	-	50.0
MARIHUANA	12	2	1	25.0	-	-	-	-	-	-	-	-	12	2	1	25.0
NARCOTICS	90	29	2	34.4	7	1	-	14.3	3	-	-	-	80	28	2	37.5
WEAPONS AND FIREARMS	36	15	4	52.8	3	-	1	33.3	-	-	-	-	33	15	3	54.5
ESCAPE	8	3	1	50.0	2	-	-	-	-	-	-	-	6	3	1	66.7
OTHER GENERAL OFFENSES	11	6	1	63.6	2	2	-	100.0	1	-	-	-	8	4	1	62.5
IMMIGRATION LAWS	-	-	-	-	-	-	-	-	-	-	-	-	-	-	-	-
LIQUOR, INTERNAL REV.	-	-	-	-	-	-	-	-	-	-	-	-	-	-	-	-
SELECTIVE SERVICE ACT	-	-	-	-	-	-	-	-	-	-	-	-	-	-	-	-
OTHER SPECIAL OFFENSES (FEDERAL STATUTES)	20	7	1	40.0	8	3	-	37.5	-	-	-	-	12	4	1	41.7

**TABLE 2**  
**UNITED STATES DISTRICT COURTS**  
**ASSIGNMENT OF COUNSEL FOR CRIMINAL DEFENDANTS BY METHOD OF DISPOSITION**  
**TWELVE MONTH PERIOD ENDED JUNE 30, 1979**

DISTRICT AND OFFENSE	TOTAL DEFENDANTS				DISMISSED				ACQUITTED				CONVICTED			
	TOTAL	ASSIGNED COUNSEL			TOTAL	ASSIGNED COUNSEL			TOTAL	ASSIGNED COUNSEL			TOTAL	ASSIGNED COUNSEL		
		NUMBER	PERCENT			NUMBER	PERCENT			NUMBER	PERCENT			NUMBER	PERCENT	
MISSOURI EASTERN TOTAL	225	108	-	48.0	18	6	-	33.3	7	-	-	-	200	102	-	51.0
HOMICIDE	-	-	-	-	-	-	-	-	-	-	-	-	-	-	-	-
ROBBERY	10	7	-	70.0	1	-	-	-	-	-	-	-	9	7	-	77.8
ASSAULT	3	2	-	66.7	-	-	-	-	-	-	-	-	3	2	-	66.7
BURGLARY	-	-	-	-	-	-	-	-	-	-	-	-	-	-	-	-
LARCENY AND THEFT	31	25	-	80.6	1	1	-	100.0	1	-	-	-	25	24	-	82.8
EMBEZZLEMENT	18	5	-	27.8	1	-	-	-	1	-	-	-	16	5	-	31.3
FRAUD	28	6	-	21.4	4	-	-	-	1	-	-	-	23	6	-	26.1
AUTO THEFT	14	10	-	71.4	1	1	-	100.0	-	-	-	-	13	9	-	69.2
FORGERY, COUNTERFEIT	30	20	-	66.7	4	2	-	50.0	-	-	-	-	26	18	-	69.2
SEX OFFENSES	-	-	-	-	-	-	-	-	-	-	-	-	-	-	-	-
MARIHUANA	1	-	-	-	-	-	-	-	-	-	-	-	1	-	-	-
NARCOTICS	48	14	-	29.2	-	-	-	-	2	-	-	-	46	14	-	30.4
WEAPONS AND FIREARMS	18	13	-	72.2	2	1	-	50.0	1	-	-	-	15	12	-	80.0
ESCAPE	-	-	-	-	-	-	-	-	-	-	-	-	-	-	-	-
OTHER GENERAL OFFENSES	3	2	-	66.7	-	-	-	-	-	-	-	-	3	2	-	66.7
IMMIGRATION LAWS	5	3	-	60.0	1	1	-	100.0	-	-	-	-	4	2	-	50.0
LIQUOR, INTERNAL REV.	-	-	-	-	-	-	-	-	-	-	-	-	-	-	-	-
SELECTIVE SERVICE ACT	-	-	-	-	-	-	-	-	-	-	-	-	-	-	-	-
OTHER SPECIAL OFFENSES (FEDERAL STATUTES)	16	1	-	6.3	3	-	-	-	1	-	-	-	12	1	-	8.3
MISSOURI WESTERN TOTAL	627	36	96	21.1	167	11	11	13.2	23	3	3	26.1	437	22	82	23.8
HOMICIDE	6	3	2	100.0	-	-	-	-	4	3	1	100.0	1	-	1	100.0
ROBBERY	16	6	9	93.8	2	1	-	50.0	-	-	-	-	14	5	9	100.0
ASSAULT	2	-	-	-	1	-	-	-	-	-	-	-	1	-	-	-
BURGLARY	-	-	-	-	-	-	-	-	-	-	-	-	-	-	-	-
LARCENY AND THEFT	25	3	15	72.0	5	1	2	60.0	1	-	1	100.0	19	2	12	73.7
EMBEZZLEMENT	8	-	2	25.0	-	-	-	-	-	-	-	-	8	-	2	25.0
FRAUD	61	8	12	32.8	16	5	7	75.0	2	-	-	-	43	3	5	18.6
AUTO THEFT	13	1	7	61.5	-	-	-	-	1	-	-	-	12	1	7	66.7
FORGERY, COUNTERFEIT	19	4	11	78.9	2	1	-	50.0	-	-	-	-	17	3	11	82.4
SEX OFFENSES	-	-	-	-	-	-	-	-	-	-	-	-	-	-	-	-
MARIHUANA	1	-	1	100.0	-	-	-	-	-	-	-	-	1	-	1	100.0
NARCOTICS	34	4	6	29.4	3	1	-	33.3	-	-	-	-	31	3	6	29.0
WEAPONS AND FIREARMS	21	2	9	52.4	3	-	1	33.3	2	-	1	50.0	16	2	7	56.3
ESCAPE	15	-	13	86.7	-	-	-	-	-	-	-	-	15	-	13	86.7
OTHER GENERAL OFFENSES	388	5	6	2.8	133	2	1	2.3	13	-	-	-	242	3	5	3.3
IMMIGRATION LAWS	2	-	-	-	-	-	-	-	-	-	-	-	2	-	-	-
LIQUOR, INTERNAL REV.	1	-	1	100.0	-	-	-	-	-	-	-	-	1	-	1	100.0
SELECTIVE SERVICE ACT	-	-	-	-	-	-	-	-	-	-	-	-	-	-	-	-
OTHER SPECIAL OFFENSES (FEDERAL STATUTES)	16	-	2	12.5	2	-	-	-	-	-	-	-	14	-	2	14.3
NEBRASKA TOTAL	155	81	-	52.3	22	8	-	36.4	5	1	-	20.0	128	72	-	56.3
HOMICIDE	-	-	-	-	-	-	-	-	-	-	-	-	-	-	-	-
ROBBERY	4	4	-	100.0	-	-	-	-	-	-	-	-	4	4	-	100.0
ASSAULT	-	-	-	-	-	-	-	-	-	-	-	-	-	-	-	-
BURGLARY	3	3	-	100.0	-	-	-	-	-	-	-	-	3	3	-	100.0
LARCENY AND THEFT	19	12	-	63.2	4	2	-	75.0	-	-	-	-	15	9	-	60.0
EMBEZZLEMENT	9	2	-	22.2	1	1	-	100.0	1	-	-	-	7	1	-	14.3
FRAUD	31	7	-	22.6	7	-	-	-	1	-	-	-	23	7	-	30.4
AUTO THEFT	7	4	-	57.1	-	-	-	-	1	-	-	-	6	4	-	66.7
FORGERY, COUNTERFEIT	32	24	-	75.0	7	4	-	57.1	2	1	-	50.0	23	19	-	82.6
SEX OFFENSES	-	-	-	-	-	-	-	-	-	-	-	-	-	-	-	-
MARIHUANA	-	-	-	-	-	-	-	-	-	-	-	-	-	-	-	-
NARCOTICS	3	-	-	-	-	-	-	-	-	-	-	-	3	-	-	-
WEAPONS AND FIREARMS	6	5	-	83.3	-	-	-	-	-	-	-	-	6	5	-	83.3
ESCAPE	4	3	-	75.0	-	-	-	-	-	-	-	-	4	3	-	75.0
OTHER GENERAL OFFENSES	6	1	-	16.7	-	-	-	-	-	-	-	-	6	1	-	16.7
IMMIGRATION LAWS	20	15	-	75.0	-	-	-	-	-	-	-	-	20	15	-	75.0
LIQUOR, INTERNAL REV.	-	-	-	-	-	-	-	-	-	-	-	-	-	-	-	-
SELECTIVE SERVICE ACT	-	-	-	-	-	-	-	-	-	-	-	-	-	-	-	-
OTHER SPECIAL OFFENSES (FEDERAL STATUTES)	11	1	-	9.1	3	-	-	-	-	-	-	-	8	1	-	12.5

**TABLE 2**  
**UNITED STATES DISTRICT COURTS**  
**ASSIGNMENT OF COUNSEL FOR CRIMINAL DEFENDANTS BY METHOD OF DISPOSITION**  
**TWELVE MONTH PERIOD ENDED JUNE 30, 1979**

DISTRICT AND OFFENSE	TOTAL DEFENDANTS				DISMISSED				ACQUITTED				CONVICTED			
	TOTAL	ASSIGNED COUNSEL			TOTAL	ASSIGNED COUNSEL			TOTAL	ASSIGNED COUNSEL			TOTAL	ASSIGNED COUNSEL		
		NUMBER		PERCENT		NUMBER		PERCENT		NUMBER		PERCENT		NUMBER		PERCENT
		CJA 1	FPD 2			CJA 1	FPD 2			CJA 1	FPD 2			CJA 1	FPD 2	
NORTH DAKOTA TOTAL	137	72	-	52.6	6	4	-	66.7	7	4	-	57.1	124	64	-	51.6
HOMICIDE	5	5	-	100.0	1	1	-	100.0	1	1	-	100.0	3	3	-	100.0
ROBBERY	4	1	-	25.0	-	-	-	-	-	-	-	-	4	1	-	25.0
ASSAULT	18	13	-	72.2	2	2	-	100.0	3	2	-	66.7	13	9	-	69.2
BURGLARY	13	10	-	76.9	-	-	-	-	-	-	-	-	13	10	-	76.9
LARCENY AND THEFT	16	8	-	50.0	-	-	-	-	1	-	-	-	15	8	-	53.3
EMBEZZLEMENT	5	1	-	20.0	-	-	-	-	-	-	-	-	5	1	-	20.0
FRAUD	25	3	-	12.0	1	-	-	-	-	-	-	-	24	3	-	12.5
AUTO THEFT	-	-	-	-	-	-	-	-	-	-	-	-	-	-	-	-
FORGERY, COUNTERFEIT	17	12	-	70.6	1	-	-	-	-	-	-	-	16	12	-	75.0
SEX OFFENSES	9	8	-	88.9	-	-	-	-	1	1	-	100.0	8	7	-	87.5
MARIHUANA	2	1	-	50.0	-	-	-	-	-	-	-	-	2	1	-	50.0
NARCOTICS	13	3	-	23.1	-	-	-	-	1	-	-	-	12	3	-	25.0
WEAPONS AND FIREARMS	4	4	-	100.0	1	1	-	100.0	-	-	-	-	3	3	-	100.0
ESCAPE	3	3	-	100.0	-	-	-	-	-	-	-	-	3	3	-	100.0
OTHER GENERAL OFFENSES	-	-	-	-	-	-	-	-	-	-	-	-	-	-	-	-
IMMIGRATION LAWS	1	-	-	-	-	-	-	-	-	-	-	-	1	-	-	-
LIQUOR, INTERNAL REV.	-	-	-	-	-	-	-	-	-	-	-	-	-	-	-	-
SELECTIVE SERVICE ACT	-	-	-	-	-	-	-	-	-	-	-	-	-	-	-	-
OTHER SPECIAL OFFENSES (FEDERAL STATUTES)	2	-	-	-	-	-	-	-	-	-	-	-	2	-	-	-
SOUTH DAKOTA TOTAL	221	140	-	63.3	35	19	-	54.3	13	8	-	61.5	173	113	-	65.3
HOMICIDE	14	10	-	71.4	1	1	-	100.0	1	1	-	100.0	12	8	-	66.7
ROBBERY	-	-	-	-	-	-	-	-	-	-	-	-	-	-	-	-
ASSAULT	60	53	-	88.3	10	7	-	70.0	5	4	-	80.0	45	42	-	93.3
BURGLARY	4	4	-	100.0	-	-	-	-	1	1	-	100.0	3	3	-	100.0
LARCENY AND THEFT	33	27	-	81.8	5	4	-	80.0	-	-	-	-	28	23	-	82.1
EMBEZZLEMENT	5	3	-	60.0	1	-	-	-	-	-	-	-	4	3	-	75.0
FRAUD	47	10	-	21.3	3	1	-	33.3	3	-	-	-	41	9	-	22.0
AUTO THEFT	5	2	-	40.0	1	-	-	-	-	-	-	-	4	2	-	50.0
FORGERY, COUNTERFEIT	5	3	-	60.0	2	1	-	50.0	-	-	-	-	3	2	-	66.7
SEX OFFENSES	10	10	-	100.0	1	1	-	100.0	1	1	-	100.0	8	8	-	100.0
MARIHUANA	-	-	-	-	-	-	-	-	-	-	-	-	-	-	-	-
NARCOTICS	-	-	-	-	-	-	-	-	-	-	-	-	-	-	-	-
WEAPONS AND FIREARMS	10	6	-	60.0	-	-	-	-	-	-	-	-	5	4	-	80.0
ESCAPE	2	2	-	100.0	5	2	-	40.0	-	-	-	-	2	2	-	100.0
OTHER GENERAL OFFENSES	5	3	-	60.0	1	-	-	-	1	-	-	-	3	3	-	100.0
IMMIGRATION LAWS	-	-	-	-	-	-	-	-	-	-	-	-	-	-	-	-
LIQUOR, INTERNAL REV.	-	-	-	-	-	-	-	-	-	-	-	-	-	-	-	-
SELECTIVE SERVICE ACT	-	-	-	-	-	-	-	-	-	-	-	-	-	-	-	-
OTHER SPECIAL OFFENSES (FEDERAL STATUTES)	21	7	-	33.3	5	2	-	40.0	1	1	-	100.0	15	4	-	26.7
ALASKA TOTAL	112	41	-	36.6	27	6	-	22.2	3	-	-	-	82	35	-	42.7
HOMICIDE	-	-	-	-	-	-	-	-	-	-	-	-	-	-	-	-
ROBBERY	10	7	-	70.0	2	-	-	-	-	-	-	-	8	7	-	87.5
ASSAULT	2	1	-	50.0	1	1	-	100.0	-	-	-	-	1	-	-	-
BURGLARY	-	-	-	-	-	-	-	-	-	-	-	-	-	-	-	-
LARCENY AND THEFT	12	6	-	50.0	-	-	-	-	-	-	-	-	12	6	-	50.0
EMBEZZLEMENT	9	7	-	77.8	-	-	-	-	-	-	-	-	9	7	-	77.8
FRAUD	12	3	-	25.0	3	2	-	66.7	2	-	-	-	7	3	-	42.9
AUTO THEFT	-	-	-	-	-	-	-	-	-	-	-	-	-	-	-	-
FORGERY, COUNTERFEIT	3	1	-	33.3	1	-	-	-	-	-	-	-	2	1	-	50.0
SEX OFFENSES	1	-	-	-	-	-	-	-	-	-	-	-	1	-	-	-
MARIHUANA	1	-	-	-	-	-	-	-	-	-	-	-	1	-	-	-
NARCOTICS	23	8	-	34.8	4	1	-	25.0	-	-	-	-	19	7	-	36.8
WEAPONS AND FIREARMS	8	3	-	37.5	2	-	-	-	-	-	-	-	6	3	-	50.0
ESCAPE	-	-	-	-	-	-	-	-	-	-	-	-	-	-	-	-
OTHER GENERAL OFFENSES	16	3	-	18.8	11	2	-	18.2	-	-	-	-	5	1	-	20.0
IMMIGRATION LAWS	-	-	-	-	-	-	-	-	-	-	-	-	-	-	-	-
LIQUOR, INTERNAL REV.	-	-	-	-	-	-	-	-	-	-	-	-	-	-	-	-
SELECTIVE SERVICE ACT	-	-	-	-	-	-	-	-	-	-	-	-	-	-	-	-
OTHER SPECIAL OFFENSES (FEDERAL STATUTES)	15	2	-	13.3	3	-	-	-	1	-	-	-	11	2	-	18.2

<sup>1</sup> CJA (Criminal Justice Act). This category reflects the number of defendants who were represented by private attorneys appointed by the court from Criminal Justice Act panels.  
<sup>2</sup> FPD (Federal Public Defender). These figures also include persons represented by Community Defenders.

**TABLE 2**  
**UNITED STATES DISTRICT COURTS**  
**ASSIGNMENT OF COUNSEL FOR CRIMINAL DEFENDANTS BY METHOD OF DISPOSITION**  
**TWELVE MONTH PERIOD ENDED JUNE 30, 1979**

DISTRICT AND OFFENSE	TOTAL DEFENDANTS				DISMISSED				ACQUITTED				CONVICTED			
	TOTAL	ASSIGNED COUNSEL			TOTAL	ASSIGNED COUNSEL			TOTAL	ASSIGNED COUNSEL			TOTAL	ASSIGNED COUNSEL		
		NUMBER		PERCENT		NUMBER		PERCENT		NUMBER		PERCENT		NUMBER		PERCENT
		CJA 1	FPD 2			CJA 1	FPD 2			CJA 1	FPD 2			CJA 1	FPD 2	
ARIZONA TOTAL	1,033	259	447	68.3	246	61	69	52.8	29	11	6	58.6	758	187	372	73.7
HOMICIDE	28	1	25	92.9	5	1	4	100.0	-	-	-	-	23	-	21	91.3
ROBBERY	20	3	16	95.0	2	-	2	100.0	-	-	-	-	18	3	14	94.4
ASSAULT	43	4	32	83.7	7	1	4	71.4	-	-	-	-	36	3	28	86.1
BURGLARY	5	-	5	100.0	1	-	1	100.0	-	-	-	-	4	-	4	100.0
LARCENY AND THEFT	46	14	22	78.3	17	10	3	76.5	-	-	-	-	29	4	19	79.3
EMBEZZLEMENT	23	6	5	47.8	8	-	2	25.0	-	-	-	-	15	6	3	60.0
FRAUD	130	50	23	56.2	27	10	7	63.0	10	3	1	40.0	93	37	15	55.9
AUTO THEFT	5	1	-	20.0	1	1	-	100.0	-	-	-	-	4	-	-	-
FORGERY, COUNTERFEIT	43	12	16	65.1	9	-	3	33.3	-	-	-	-	34	12	13	73.5
SEX OFFENSES	23	12	10	95.7	5	2	2	80.0	1	1	-	100.0	17	9	8	100.0
MARIHUANA	125	34	21	44.0	60	16	5	35.0	4	1	-	25.0	61	17	16	54.1
NARCOTICS	119	38	25	52.9	27	5	6	40.7	8	3	3	75.0	84	30	16	54.8
WEAPONS AND FIREARMS	52	6	23	55.8	8	2	3	62.5	1	-	-	-	43	4	20	55.8
ESCAPE	80	10	56	82.5	11	1	4	45.5	-	-	-	-	69	9	52	88.4
OTHER GENERAL OFFENSES	20	3	8	55.0	9	-	3	33.3	2	1	1	100.0	9	2	4	66.7
IMMIGRATION LAWS	221	56	137	87.3	39	12	18	76.9	3	2	1	100.0	179	42	118	89.4
LIQUOR, INTERNAL REV.	-	-	-	-	-	-	-	-	-	-	-	-	-	-	-	-
SELECTIVE SERVICE ACT	-	-	-	-	-	-	-	-	-	-	-	-	-	-	-	-
OTHER SPECIAL OFFENSES (FEDERAL STATUTES)	50	9	23	64.0	10	-	2	20.0	-	-	-	-	40	9	21	75.0
CALIFORNIA NORTHERN TOTAL	601	52	244	49.3	97	5	32	38.1	22	1	4	22.7	482	46	208	52.7
HOMICIDE	1	-	1	100.0	1	-	1	100.0	-	-	-	-	-	-	-	-
ROBBERY	51	7	28	68.6	12	2	4	50.0	-	-	-	-	39	5	24	74.4
ASSAULT	8	-	4	50.0	5	-	1	20.0	-	-	-	-	3	-	3	100.0
BURGLARY	12	4	3	58.3	2	1	-	50.0	-	-	-	-	10	3	3	60.0
LARCENY AND THEFT	57	10	23	57.9	11	1	3	36.4	1	-	1	100.0	45	9	19	62.2
EMBEZZLEMENT	45	6	23	64.4	4	1	1	50.0	-	-	-	-	41	5	22	65.9
FRAUD	131	7	55	47.3	16	-	6	37.5	7	1	1	28.6	108	6	48	50.0
AUTO THEFT	10	-	-	-	-	-	-	-	8	-	-	-	2	-	-	-
FORGERY, COUNTERFEIT	52	3	36	75.0	8	-	4	50.0	1	-	-	-	43	3	32	81.4
SEX OFFENSES	-	-	-	-	-	-	-	-	-	-	-	-	-	-	-	-
MARIHUANA	29	1	6	24.1	5	-	2	40.0	-	-	-	-	24	1	4	20.8
NARCOTICS	108	8	25	30.6	17	-	5	29.4	3	-	-	-	88	8	20	31.8
WEAPONS AND FIREARMS	12	1	6	58.3	3	-	2	66.7	1	-	1	100.0	8	1	3	50.0
ESCAPE	13	1	8	69.2	1	-	1	100.0	-	-	-	-	12	1	7	66.7
OTHER GENERAL OFFENSES	17	-	1	5.9	5	-	-	-	1	-	1	100.0	11	-	-	-
IMMIGRATION LAWS	20	1	11	60.0	1	-	-	-	-	-	-	-	19	1	11	63.2
LIQUOR, INTERNAL REV.	-	-	-	-	-	-	-	-	-	-	-	-	-	-	-	-
SELECTIVE SERVICE ACT	-	-	-	-	-	-	-	-	-	-	-	-	-	-	-	-
OTHER SPECIAL OFFENSES (FEDERAL STATUTES)	35	3	14	48.6	6	-	2	33.3	-	-	-	-	29	3	12	51.7
CALIFORNIA EASTERN TOTAL	546	122	255	60.0	114	13	39	45.6	8	1	2	37.5	424	108	214	75.9
HOMICIDE	-	-	-	-	-	-	-	-	-	-	-	-	-	-	-	-
ROBBERY	50	11	36	94.0	6	1	3	66.7	-	-	-	-	44	10	33	97.7
ASSAULT	8	3	4	87.5	2	-	1	50.0	-	-	-	-	6	3	3	100.0
BURGLARY	3	1	1	66.7	-	-	-	-	-	-	-	-	3	1	1	66.7
LARCENY AND THEFT	80	7	48	68.8	14	-	6	42.9	1	-	-	-	65	7	42	75.4
EMBEZZLEMENT	36	7	19	72.2	5	-	2	40.0	-	-	-	-	31	7	17	77.4
FRAUD	64	7	21	43.8	17	2	8	47.1	-	-	-	-	47	5	18	42.6
AUTO THEFT	3	-	3	100.0	-	-	-	-	-	-	-	-	3	-	3	100.0
FORGERY, COUNTERFEIT	77	27	44	92.2	9	3	4	77.8	3	-	2	66.7	65	24	38	95.4
SEX OFFENSES	3	1	1	66.7	-	-	-	-	1	-	-	-	2	1	1	100.0
MARIHUANA	9	2	-	22.2	6	-	-	-	-	-	-	-	3	2	-	66.7
NARCOTICS	64	23	19	65.6	12	3	4	58.3	-	-	-	-	52	20	15	67.3
WEAPONS AND FIREARMS	31	10	12	71.0	6	1	3	66.7	3	1	-	33.3	22	8	9	77.3
ESCAPE	9	1	5	66.7	4	-	3	75.0	-	-	-	-	5	1	2	60.0
OTHER GENERAL OFFENSES	26	9	6	57.7	9	2	3	88.6	-	-	-	-	17	7	3	88.8
IMMIGRATION LAWS	44	12	26	86.4	6	1	1	33.3	-	-	-	-	38	11	26	94.7
LIQUOR, INTERNAL REV.	-	-	-	-	-	-	-	-	-	-	-	-	-	-	-	-
SELECTIVE SERVICE ACT	5	-	-	-	5	-	-	-	-	-	-	-	-	-	-	-
OTHER SPECIAL OFFENSES (FEDERAL STATUTES)	34	1	10	32.4	13	-	3	23.1	-	-	-	-	21	1	7	38.1

**TABLE 2**  
**UNITED STATES DISTRICT COURTS**  
**ASSIGNMENT OF COUNSEL FOR CRIMINAL DEFENDANTS BY METHOD OF DISPOSITION**  
**TWELVE MONTH PERIOD ENDED JUNE 30, 1979**

DISTRICT AND OFFENSE	TOTAL DEFENDANTS				DISMISSED				ACQUITTED				CONVICTED			
	TOTAL	ASSIGNED COUNSEL			TOTAL	ASSIGNED COUNSEL			TOTAL	ASSIGNED COUNSEL			TOTAL	ASSIGNED COUNSEL		
		NUMBER	PERCENT			NUMBER	PERCENT			NUMBER	PERCENT			NUMBER	PERCENT	
CALIFORNIA CENTRAL TOTAL	1,447	337	572	62.8	170	31	50	47.6	31	7	11	58.1	1,246	299	511	65.0
HOMICIDE	1	-	-	-	-	-	-	-	-	-	-	-	1	-	-	-
ROBBERY	181	55	110	91.2	14	3	9	85.7	2	1	1	100.0	165	51	100	91.5
ASSAULT	14	3	5	57.1	6	1	1	33.3	1	-	1	100.0	7	2	3	71.4
BURGLARY	-	-	-	-	-	-	-	-	-	-	-	-	-	-	-	-
LARCENY AND THEFT	124	30	55	68.5	14	4	5	64.3	3	1	1	66.7	107	25	49	69.2
EMBEZZLEMENT	97	13	44	58.8	6	1	1	33.3	1	1	-	100.0	90	11	43	60.0
FRAUD	286	58	76	46.9	34	5	8	38.2	5	-	2	40.0	247	53	66	48.2
AUTO THEFT	11	1	8	81.8	1	-	-	-	-	-	-	-	10	1	8	90.0
FORGERY, COUNTERFEIT	142	31	58	62.7	14	3	4	50.0	5	1	3	80.0	123	27	51	63.4
SEX OFFENSES	1	-	1	100.0	-	-	-	-	-	-	-	-	1	-	1	100.0
MARIHUANA	42	9	10	45.2	5	-	2	40.0	1	-	-	-	36	9	8	47.2
NARCOTICS	212	57	45	47.9	30	8	6	46.7	3	-	-	-	180	49	39	48.9
WEAPONS AND FIREARMS	59	11	25	61.0	12	1	5	50.0	-	-	-	-	47	10	20	63.8
ESCAPE	100	15	78	93.0	5	-	3	60.0	1	-	-	-	94	15	75	95.7
OTHER GENERAL OFFENSES	37	7	9	43.2	14	1	3	28.6	4	1	2	75.0	19	5	4	47.4
IMMIGRATION LAWS	60	33	17	83.3	6	3	1	66.7	3	2	-	66.7	51	28	16	66.3
LIQUOR, INTERNAL REV.	-	-	-	-	-	-	-	-	-	-	-	-	-	-	-	-
SELECTIVE SERVICE ACT	1	-	-	-	1	-	-	-	-	-	-	-	-	-	-	-
OTHER SPECIAL OFFENSES (FEDERAL STATUTES)	78	14	31	57.7	8	1	2	37.5	2	-	1	50.0	68	13	28	60.3
CALIFORNIA SOUTHERN TOTAL	1,057	297	1	37.7	203	69	-	34.0	13	3	-	23.1	841	325	1	38.8
HOMICIDE	-	-	-	-	-	-	-	-	-	-	-	-	-	-	-	-
ROBBERY	42	19	-	45.2	6	3	-	50.0	1	-	-	-	35	16	-	45.7
ASSAULT	19	8	-	42.1	9	4	-	44.4	-	-	-	-	10	4	-	40.0
BURGLARY	-	-	-	-	-	-	-	-	-	-	-	-	-	-	-	-
LARCENY AND THEFT	54	15	-	27.8	6	-	-	-	-	-	-	-	48	15	-	31.3
EMBEZZLEMENT	13	2	-	15.4	1	-	-	-	-	-	-	-	12	2	-	16.7
FRAUD	66	15	-	22.7	14	-	-	-	-	-	-	-	52	15	-	28.8
AUTO THEFT	1	-	-	-	-	-	-	-	1	-	-	-	-	-	-	-
FORGERY, COUNTERFEIT	40	22	-	55.0	7	4	-	57.1	3	1	-	33.3	30	17	-	56.7
SEX OFFENSES	1	-	-	-	-	-	-	-	-	-	-	-	1	-	-	-
MARIHUANA	82	15	-	18.3	19	3	-	15.8	-	-	-	-	63	12	-	19.0
NARCOTICS	194	51	-	26.3	42	10	-	23.8	2	-	-	-	150	41	-	27.3
WEAPONS AND FIREARMS	13	4	-	30.8	2	-	-	-	-	-	-	-	11	4	-	36.4
ESCAPE	47	16	-	34.0	13	3	-	23.1	-	-	-	-	34	13	-	38.2
OTHER GENERAL OFFENSES	7	1	-	14.3	2	-	-	-	1	-	-	-	4	1	-	25.0
IMMIGRATION LAWS	410	213	1	52.2	75	42	-	56.0	5	2	-	40.0	330	169	1	51.5
LIQUOR, INTERNAL REV.	-	-	-	-	-	-	-	-	-	-	-	-	-	-	-	-
SELECTIVE SERVICE ACT	-	-	-	-	-	-	-	-	-	-	-	-	-	-	-	-
OTHER SPECIAL OFFENSES (FEDERAL STATUTES)	68	16	-	23.5	7	-	-	-	-	-	-	-	61	16	-	26.2
HAWAII TOTAL	1,236	97	-	7.8	422	18	-	4.3	12	5	-	41.7	802	74	-	9.2
HOMICIDE	-	-	-	-	-	-	-	-	-	-	-	-	-	-	-	-
ROBBERY	3	2	-	66.7	1	1	-	100.0	-	-	-	-	2	1	-	50.0
ASSAULT	6	3	-	50.0	1	-	-	-	-	-	-	-	5	3	-	60.0
BURGLARY	-	-	-	-	-	-	-	-	-	-	-	-	-	-	-	-
LARCENY AND THEFT	41	19	-	46.3	3	2	-	66.7	-	-	-	-	38	17	-	44.7
EMBEZZLEMENT	5	2	-	40.0	-	-	-	-	1	1	-	100.0	4	1	-	25.0
FRAUD	20	6	-	30.0	2	-	-	-	-	-	-	-	18	6	-	33.3
AUTO THEFT	-	-	-	-	-	-	-	-	-	-	-	-	-	-	-	-
FORGERY, COUNTERFEIT	29	19	-	65.5	2	2	-	100.0	1	-	-	-	26	17	-	65.4
SEX OFFENSES	-	-	-	-	-	-	-	-	-	-	-	-	-	-	-	-
MARIHUANA	1	-	-	-	-	-	-	-	-	-	-	-	1	-	-	-
NARCOTICS	15	7	-	46.7	1	1	-	100.0	1	-	-	-	13	6	-	46.2
WEAPONS AND FIREARMS	17	13	-	76.5	2	1	-	50.0	1	-	-	-	14	12	-	85.7
ESCAPE	-	-	-	-	-	-	-	-	-	-	-	-	-	-	-	-
OTHER GENERAL OFFENSES	1,089	22	-	2.0	408	11	-	2.7	8	4	-	50.0	673	7	-	1.0
IMMIGRATION LAWS	1	1	-	100.0	-	-	-	-	-	-	-	-	1	1	-	100.0
LIQUOR, INTERNAL REV.	-	-	-	-	-	-	-	-	-	-	-	-	-	-	-	-
SELECTIVE SERVICE ACT	-	-	-	-	-	-	-	-	-	-	-	-	-	-	-	-
OTHER SPECIAL OFFENSES (FEDERAL STATUTES)	9	3	-	33.3	2	-	-	-	-	-	-	-	7	3	-	42.9

**TABLE 2**  
**UNITED STATES DISTRICT COURTS**  
**ASSIGNMENT OF COUNSEL FOR CRIMINAL DEFENDANTS BY METHOD OF DISPOSITION**  
**TWELVE MONTH PERIOD ENDED JUNE 30, 1979**

ASSIGNMENT OF COUNSEL FOR TWELVE MONTH PERIOD ENDED JUNE 30, 1979																		
DISTRICT AND OFFENSE	TOTAL DEFENDANTS				TOTAL	DISMISSED			ACQUITTED				TOTAL	CONVICTED				
	TOTAL	ASSIGNED COUNSEL				TOTAL	ASSIGNED COUNSEL			TOTAL	ASSIGNED COUNSEL			TOTAL	ASSIGNED COUNSEL			
		NUMBER	PERCENT	CJA 1			FPD 2	PERCENT	CJA 1		FPD 2	PERCENT			CJA 1	FPD 2	PERCENT	
IDAHO TOTAL	142	86	-	60.6	25	11	-	44.0	5	-	-	-	112	75	-	67.0		
HOMICIDE	1	1	-	100.0	-	-	-	-	-	-	-	-	1	1	-	100.0		
ROBBERY	6	5	-	83.3	1	-	-	-	1	-	-	-	5	5	-	100.0		
ASSAULT	3	2	-	66.7	-	-	-	-	-	-	-	-	2	2	-	100.0		
BURGLARY	-	-	-	-	-	-	-	-	-	-	-	-	15	7	-	46.7		
LARCENY AND THEFT	15	7	-	46.7	-	-	-	-	-	-	-	-	8	3	-	37.5		
EMBEZZLEMENT	8	3	-	37.5	-	-	-	-	-	-	-	-	15	8	-	53.3		
FRAUD	27	12	-	44.4	9	4	-	44.4	3	-	-	-	1	1	-	100.0		
AUTO THEFT	1	1	-	100.0	-	-	-	-	-	-	-	-	7	5	-	71.4		
FORGERY, COUNTERFEIT	11	6	-	54.5	4	1	-	25.0	-	-	-	-	-	-	-	-		
SEX OFFENSES	-	-	-	-	-	-	-	-	-	-	-	-	-	-	-	-		
MARIHUANA	-	-	-	-	1	-	-	-	-	-	-	-	9	5	-	55.6		
NARCOTICS	1	-	-	-	4	4	-	100.0	-	-	-	-	1	1	-	100.0		
WEAPONS AND FIREARMS	13	9	-	69.2	1	1	-	100.0	-	-	-	-	-	-	-	-		
ESCAPE	2	2	-	100.0	1	-	-	-	-	-	-	-	41	33	-	80.5		
OTHER GENERAL OFFENSES	1	-	-	-	3	1	-	33.3	1	-	-	-	-	-	-	-		
IMMIGRATION LAWS	45	34	-	75.6	-	-	-	-	-	-	-	-	7	4	-	57.1		
LIQUOR, INTERNAL REV.	-	-	-	-	-	-	-	-	-	-	-	-	-	-	-	-		
SELECTIVE SERVICE ACT	-	-	-	-	-	-	-	-	-	-	-	-	-	-	-	-		
OTHER SPECIAL OFFENSES (FEDERAL STATUTES)	8	4	-	50.0	1	-	-	-	-	-	-	-	-	-	-	-		
MONTANA TOTAL	160	96	-	60.0	57	30	-	52.6	6	5	-	83.3	97	61	-	62.9		
HOMICIDE	11	5	-	45.5	1	1	-	100.0	1	1	-	100.0	9	3	-	33.3		
ROBBERY	2	2	-	100.0	1	1	-	100.0	-	-	-	-	1	1	-	100.0		
ASSAULT	23	17	-	73.9	12	8	-	66.7	3	3	-	100.0	8	6	-	75.0		
BURGLARY	17	9	-	52.9	5	3	-	60.0	-	-	-	-	12	6	-	50.0		
LARCENY AND THEFT	28	24	-	85.7	9	6	-	66.7	-	-	-	-	19	18	-	94.7		
EMBEZZLEMENT	3	-	-	-	-	-	-	-	-	-	-	-	3	-	-	-		
FRAUD	22	6	-	27.3	7	-	-	-	1	-	-	-	14	6	-	42.9		
AUTO THEFT	-	-	-	-	-	-	-	-	-	-	-	-	-	-	-	-		
FORGERY, COUNTERFEIT	8	7	-	87.5	2	2	-	100.0	-	-	-	-	6	5	-	83.3		
SEX OFFENSES	8	8	-	100.0	3	3	-	100.0	1	1	-	100.0	4	4	-	100.0		
MARIHUANA	1	1	-	100.0	-	-	-	-	-	-	-	-	1	1	-	100.0		
NARCOTICS	7	3	-	42.9	4	3	-	75.0	-	-	-	-	3	-	-	-		
WEAPONS AND FIREARMS	5	4	-	80.0	3	2	-	66.7	-	-	-	-	1	1	-	100.0		
ESCAPE	1	1	-	100.0	4	-	-	-	-	-	-	-	3	-	-	-		
OTHER GENERAL OFFENSES	7	-	-	-	-	-	-	-	-	-	-	-	1	1	-	100.0		
IMMIGRATION LAWS	2	1	-	50.0	1	1	-	100.0	-	-	-	-	-	-	-	-		
LIQUOR, INTERNAL REV.	1	1	-	100.0	1	1	-	100.0	-	-	-	-	-	-	-	-		
SELECTIVE SERVICE ACT	-	-	-	-	-	-	-	-	-	-	-	-	10	7	-	70.0		
OTHER SPECIAL OFFENSES (FEDERAL STATUTES)	14	7	-	50.0	4	-	-	-	-	-	-	-	-	-	-	-		
NEVADA TOTAL	168	32	51	49.4	35	4	9	37.1	17	7	2	52.9	116	21	40	52.6		
HOMICIDE	-	-	-	-	-	-	-	-	-	-	-	-	-	-	-	-		
ROBBERY	17	3	12	88.2	-	-	-	-	-	-	-	-	17	3	12	88.2		
ASSAULT	3	-	2	66.7	-	-	-	-	1	-	1	100.0	2	-	1	50.0		
BURGLARY	-	-	-	-	1	-	-	-	-	-	-	-	9	2	4	66.7		
LARCENY AND THEFT	10	2	4	60.0	-	-	-	-	-	-	-	-	3	-	1	33.3		
EMBEZZLEMENT	3	-	1	33.3	-	-	-	-	-	-	-	-	26	4	3	26.9		
FRAUD	43	10	8	41.0	10	3	4	70.0	7	3	1	57.1	17	6	4	58.8		
AUTO THEFT	-	-	-	-	4	1	1	50.0	2	2	-	100.0	-	-	-	-		
FORGERY, COUNTERFEIT	23	9	5	60.9	-	-	-	-	-	-	-	-	2	-	1	50.0		
SEX OFFENSES	-	-	1	25.0	1	-	-	-	1	-	-	-	22	3	4	31.8		
MARIHUANA	4	-	5	35.7	4	-	1	25.0	2	2	-	100.0	2	-	2	100.0		
NARCOTICS	28	5	5	35.7	2	-	1	50.0	-	-	-	-	3	1	2	100.0		
WEAPONS AND FIREARMS	4	-	3	75.0	1	-	-	-	-	-	-	-	6	2	1	50.0		
ESCAPE	4	1	2	75.0	6	-	1	16.7	4	-	-	-	4	-	3	75.0		
OTHER GENERAL OFFENSES	16	2	2	25.0	2	-	-	-	-	-	-	-	-	-	-	-		
IMMIGRATION LAWS	6	-	3	50.0	-	-	-	-	-	-	-	-	-	-	-	-		
LIQUOR, INTERNAL REV.	-	-	-	-	-	-	-	-	-	-	-	-	-	-	-	-		
SELECTIVE SERVICE ACT	-	-	-	-	-	-	1	25.0	-	-	-	-	3	-	2	66.7		
OTHER SPECIAL OFFENSES (FEDERAL STATUTES)	7	-	3	42.9	4	-	-	-	-	-	-	-	-	-	-	-		

**TABLE 2**  
**UNITED STATES DISTRICT COURTS**  
**ASSIGNMENT OF COUNSEL FOR CRIMINAL DEFENDANTS BY METHOD OF DISPOSITION**  
**TWELVE MONTH PERIOD ENDED JUNE 30, 1979**

DISTRICT AND OFFENSE	TOTAL DEFENDANTS				DISMISSED				ACQUITTED				CONVICTED					
	TOTAL	ASSIGNED COUNSEL			TOTAL	ASSIGNED COUNSEL			TOTAL	ASSIGNED COUNSEL			TOTAL	ASSIGNED COUNSEL				
		NUMBER	PERCENT	CJA 1		NUMBER	PERCENT	CJA 1		NUMBER	PERCENT	CJA 1		NUMBER	PERCENT			
																FPD 2	FPD 2	FPD 2
OREGON																		
TOTAL	281	62	99	57.3	67	14	25	58.2	5	1	2	60.0	209	47	73	56.9		
HOMICIDE	1	-	1	100.0	-	-	-	-	-	-	-	-	1	-	1	100.0		
ROBBERY	27	10	12	81.5	3	-	1	33.3	-	-	-	-	24	10	11	87.5		
ASSAULT	5	2	3	100.0	1	-	-	100.0	-	-	-	-	4	2	2	100.0		
BURGLARY	3	-	3	100.0	1	-	1	100.0	-	-	-	-	2	-	2	100.0		
LARCENY AND THEFT	55	14	17	56.4	18	4	4	44.4	3	-	2	66.7	34	10	11	61.8		
EMBEZZLEMENT	22	3	12	58.2	1	1	-	100.0	-	-	-	-	21	2	12	66.7		
FRAUD	56	14	11	37.9	15	3	5	53.3	2	1	-	50.0	49	10	6	32.7		
AUTO THEFT	2	1	1	100.0	-	-	-	-	-	-	-	-	2	1	1	100.0		
FORGERY, COUNTERFEIT	14	4	9	92.9	6	2	4	100.0	-	-	-	-	8	2	5	87.5		
SEX OFFENSES	-	-	-	-	-	-	-	-	-	-	-	-	-	-	-	-		
MARIHUANA	7	-	-	-	-	-	-	-	-	-	-	-	7	-	-	-		
NARCOTICS	22	7	5	54.5	4	3	1	100.0	-	-	-	-	18	4	4	44.4		
WEAPONS AND FIREARMS	12	-	4	33.3	3	-	1	33.3	-	-	-	-	9	-	3	33.3		
ESCAPE	2	-	2	100.0	1	-	1	100.0	-	-	-	-	1	-	1	100.0		
OTHER GENERAL OFFENSES	7	2	1	42.9	4	1	1	50.0	-	-	-	-	3	1	-	33.3		
IMMIGRATION LAWS	15	2	10	80.0	2	-	2	100.0	-	-	-	-	13	2	8	76.9		
LIQUOR, INTERNAL REV.	-	-	-	-	-	-	-	-	-	-	-	-	-	-	-	-		
SELECTIVE SERVICE ACT	-	-	-	-	-	-	-	-	-	-	-	-	-	-	-	-		
OTHER SPECIAL OFFENSES (FEDERAL STATUTES)	21	3	8	52.4	8	-	3	37.5	-	-	-	-	13	3	5	61.5		
WASHINGTON EASTERN																		
TOTAL	154	78	-	50.6	67	28	-	41.8	4	2	-	50.0	83	48	-	57.8		
HOMICIDE	1	1	-	100.0	-	-	-	-	-	-	-	-	1	1	-	100.0		
ROBBERY	-	-	-	-	-	-	-	-	-	-	-	-	-	-	-	-		
ASSAULT	10	8	-	80.0	7	5	-	71.4	-	-	-	-	3	3	-	100.0		
BURGLARY	1	1	-	100.0	-	-	-	-	-	-	-	-	1	1	-	100.0		
LARCENY AND THEFT	17	10	-	58.8	7	5	-	71.4	1	-	-	-	9	5	-	55.6		
EMBEZZLEMENT	3	1	-	33.3	1	1	-	100.0	-	-	-	-	2	-	-	-		
FRAUD	25	11	-	44.0	11	4	-	36.4	-	-	-	-	14	7	-	50.0		
AUTO THEFT	9	5	-	55.6	4	1	-	25.0	1	1	-	100.0	4	3	-	75.0		
FORGERY, COUNTERFEIT	14	8	-	57.1	7	3	-	42.9	-	-	-	-	7	5	-	71.4		
SEX OFFENSES	2	2	-	100.0	1	1	-	100.0	-	-	-	-	1	1	-	100.0		
MARIHUANA	6	3	-	50.0	5	3	-	60.0	-	-	-	-	1	-	-	-		
NARCOTICS	20	8	-	40.0	4	-	-	-	-	-	-	-	16	8	-	50.0		
WEAPONS AND FIREARMS	10	4	-	40.0	6	2	-	33.3	-	-	-	-	4	2	-	50.0		
ESCAPE	7	3	-	42.9	1	-	-	-	-	-	-	-	6	3	-	50.0		
OTHER GENERAL OFFENSES	3	3	-	100.0	1	1	-	100.0	1	1	-	100.0	1	1	-	100.0		
IMMIGRATION LAWS	20	9	-	45.0	8	2	-	25.0	1	-	-	-	11	7	-	63.6		
LIQUOR, INTERNAL REV.	-	-	-	-	-	-	-	-	-	-	-	-	-	-	-	-		
SELECTIVE SERVICE ACT	-	-	-	-	-	-	-	-	-	-	-	-	-	-	-	-		
OTHER SPECIAL OFFENSES (FEDERAL STATUTES)	6	1	-	16.7	4	-	-	-	-	-	-	-	2	1	-	50.0		
WASHINGTON WESTERN																		
TOTAL	1,240	103	335	35.3	238	27	62	37.4	24	3	6	37.5	978	73	267	34.8		
HOMICIDE	2	1	1	100.0	-	-	-	-	-	-	-	-	2	1	1	100.0		
ROBBERY	26	6	13	73.1	4	1	-	25.0	1	-	1	100.0	21	5	12	31.0		
ASSAULT	17	2	6	47.1	3	2	-	66.7	-	-	-	-	14	-	6	42.9		
BURGLARY	-	-	-	-	-	-	-	-	-	-	-	-	-	-	-	-		
LARCENY AND THEFT	83	9	23	38.6	21	4	4	38.1	3	-	1	33.3	59	5	18	39.0		
EMBEZZLEMENT	90	2	12	15.6	3	-	1	33.3	-	-	-	-	87	2	11	14.9		
FRAUD	101	9	31	39.6	13	1	3	30.8	4	-	3	75.0	84	8	25	39.3		
AUTO THEFT	2	-	1	50.0	2	-	1	50.0	-	-	-	-	-	-	-	-		
FORGERY, COUNTERFEIT	31	4	13	54.8	9	1	4	55.6	2	-	1	50.0	20	3	8	55.0		
SEX OFFENSES	4	-	1	25.0	1	-	-	-	-	-	-	-	3	-	1	33.3		
MARIHUANA	23	9	1	43.5	3	1	-	33.3	3	2	-	66.7	17	6	1	41.2		
NARCOTICS	125	41	35	60.8	19	8	4	63.2	3	1	-	33.3	103	32	31	61.2		
WEAPONS AND FIREARMS	20	4	9	65.0	3	2	-	66.7	-	-	-	-	17	2	9	64.7		
ESCAPE	12	2	10	100.0	1	-	1	100.0	-	-	-	-	11	2	9	100.0		
OTHER GENERAL OFFENSES	334	4	3	2.1	38	-	-	-	6	-	-	-	290	4	3	2.4		
IMMIGRATION LAWS	12	1	8	75.0	5	-	2	40.0	-	-	-	-	7	1	6	100.0		
LIQUOR, INTERNAL REV.	-	-	-	-	-	-	-	-	-	-	-	-	-	-	-	-		
SELECTIVE SERVICE ACT	1	-	-	-	1	-	-	-	-	-	-	-	-	-	-	-		
OTHER SPECIAL OFFENSES (FEDERAL STATUTES)	357	9	168	49.6	112	7	42	43.8	2	-	-	-	243	2	126	52.7		

1 CJA (Criminal Justice Act). This category reflects the number of defendants who were represented by private attorneys appointed by the court from Criminal Justice Act panels.

<sup>2</sup> FPD (Federal Public Defender). These figures also include persons represented by Community Defenders.

**TABLE 2**  
**UNITED STATES DISTRICT COURTS**  
**ASSIGNMENT OF COUNSEL FOR CRIMINAL DEFENDANTS BY METHOD OF DISPOSITION**  
**TWELVE MONTH PERIOD ENDED JUNE 30, 1979**

DISTRICT AND OFFENSE	TOTAL DEFENDANTS				DISMISSED				ACQUITTED				CONVICTED			
	TOTAL	ASSIGNED COUNSEL			TOTAL	ASSIGNED COUNSEL			TOTAL	ASSIGNED COUNSEL			TOTAL	ASSIGNED COUNSEL		
		NUMBER	PERCENT	CJA 1		FPD 2	NUMBER	PERCENT		CJA 1	FPD 2	NUMBER		PERCENT	CJA 1	FPD 2
GUAM																
TOTAL	80	9	5	17.5	34	1	-	2.9	1	-	-	-	45	8	5	28.9
HOMICIDE	6	3	-	50.0	3	1	-	33.3	-	-	-	-	3	2	-	66.7
ROBBERY	2	-	-	-	1	-	-	-	-	-	-	-	1	-	-	-
ASSAULT	1	-	-	-	-	-	-	-	-	-	-	-	1	-	-	-
BURGLARY	1	-	-	-	1	-	-	-	-	-	-	-	-	-	-	-
LARCENY AND THEFT	3	-	-	-	2	-	-	-	-	-	-	-	1	-	-	-
EMBEZZLEMENT	9	-	-	-	-	-	-	-	-	-	-	-	9	-	-	-
FRAUD	2	-	-	-	1	-	-	-	-	-	-	-	1	-	-	-
AUTO THEFT	2	-	-	-	2	-	-	-	-	-	-	-	-	-	-	-
FORGERY, COUNTERFEIT	6	-	1	16.7	1	-	-	-	-	-	-	-	5	-	1	20.0
SEX OFFENSES	1	-	-	-	1	-	-	-	-	-	-	-	-	-	-	-
MARIHUANA	3	1	-	33.3	-	-	-	-	-	-	-	-	3	1	-	33.3
NARCOTICS	19	4	2	31.6	6	-	-	-	1	-	-	-	12	4	2	50.0
WEAPONS AND FIREARMS	3	-	-	-	1	-	-	-	-	-	-	-	2	-	-	-
ESCAPE	1	-	1	100.0	-	-	-	-	-	-	-	-	1	-	1	100.0
OTHER GENERAL OFFENSES	1	-	-	-	1	-	-	-	-	-	-	-	-	-	-	-
IMMIGRATION LAWS	1	-	-	-	-	-	-	-	-	-	-	-	1	-	-	-
LIQUOR, INTERNAL REV.	-	-	-	-	-	-	-	-	-	-	-	-	-	-	-	-
SELECTIVE SERVICE ACT	-	-	-	-	-	-	-	-	-	-	-	-	-	-	-	-
OTHER SPECIAL OFFENSES (FEDERAL STATUTES)	19	1	1	10.5	14	-	-	-	-	-	-	-	5	1	1	40.0
NORTHERN MARIANAS																
TOTAL	22	8	10	81.8	8	1	4	62.5	5	4	1	100.0	9	3	5	88.9
HOMICIDE	2	-	1	50.0	2	-	1	50.0	-	-	-	-	3	-	1	-
ROBBERY	4	3	1	100.0	-	-	-	-	1	1	-	100.0	3	2	1	100.0
ASSAULT	4	1	2	75.0	3	-	2	66.7	-	-	-	-	1	1	-	100.0
BURGLARY	10	3	5	80.0	3	1	1	66.7	3	2	1	100.0	4	-	3	75.0
LARCENY AND THEFT	-	-	-	-	-	-	-	-	-	-	-	-	-	-	-	-
EMBEZZLEMENT	-	-	-	-	-	-	-	-	-	-	-	-	-	-	-	-
FRAUD	-	-	-	-	-	-	-	-	-	-	-	-	-	-	-	-
AUTO THEFT	-	-	-	-	-	-	-	-	-	-	-	-	-	-	-	-
FORGERY, COUNTERFEIT	-	-	-	-	-	-	-	-	-	-	-	-	-	-	-	-
SEX OFFENSES	1	1	-	100.0	-	-	-	-	1	1	-	100.0	-	-	-	-
MARIHUANA	-	-	-	-	-	-	-	-	-	-	-	-	-	-	-	-
NARCOTICS	-	-	-	-	-	-	-	-	-	-	-	-	-	-	-	-
WEAPONS AND FIREARMS	-	-	-	-	-	-	-	-	-	-	-	-	-	-	-	-
ESCAPE	-	-	-	-	-	-	-	-	-	-	-	-	-	-	-	-
OTHER GENERAL OFFENSES	1	-	1	100.0	-	-	-	-	-	-	-	-	1	-	1	100.0
IMMIGRATION LAWS	-	-	-	-	-	-	-	-	-	-	-	-	-	-	-	-
LIQUOR, INTERNAL REV.	-	-	-	-	-	-	-	-	-	-	-	-	-	-	-	-
SELECTIVE SERVICE ACT	-	-	-	-	-	-	-	-	-	-	-	-	-	-	-	-
OTHER SPECIAL OFFENSES (FEDERAL STATUTES)	-	-	-	-	-	-	-	-	-	-	-	-	-	-	-	-
COLORADO																
TOTAL	506	84	121	40.5	96	11	20	32.3	23	5	3	34.8	387	68	98	42.9
HOMICIDE	-	-	-	-	-	-	-	-	-	-	-	-	-	-	-	-
ROBBERY	15	8	5	86.7	-	-	-	-	2	1	1	100.0	13	7	4	84.6
ASSAULT	7	-	3	42.9	-	-	-	-	-	-	-	-	7	-	3	42.9
BURGLARY	1	1	-	100.0	-	-	-	-	-	-	-	-	1	1	-	100.0
LARCENY AND THEFT	42	9	18	64.3	8	1	6	87.5	2	1	-	50.0	32	7	12	59.4
EMBEZZLEMENT	25	-	8	32.0	1	-	-	-	1	-	1	100.0	23	-	7	30.4
FRAUD	77	4	14	23.4	9	1	-	11.1	5	-	-	-	63	3	14	27.0
AUTO THEFT	37	17	7	64.9	3	1	1	66.7	3	2	-	66.7	31	14	6	64.5
FORGERY, COUNTERFEIT	30	9	13	73.3	3	-	-	-	-	-	-	-	27	9	13	81.5
SEX OFFENSES	-	-	-	-	-	-	-	-	-	-	-	-	-	-	-	-
MARIHUANA	1	-	-	-	-	-	-	-	-	-	-	-	1	-	-	-
NARCOTICS	50	10	11	42.0	8	1	3	50.0	4	1	-	25.0	38	8	2	42.1
WEAPONS AND FIREARMS	27	3	8	40.7	12	-	3	25.0	2	-	1	50.0	13	3	4	53.8
ESCAPE	7	2	3	71.4	-	-	-	-	-	-	-	-	7	2	3	71.4
OTHER GENERAL OFFENSES	90	3	11	15.6	20	1	3	20.0	4	-	-	-	66	2	8	15.2
IMMIGRATION LAWS	23	18	3	91.3	9	6	1	77.8	-	-	-	-	14	12	2	100.0
LIQUOR, INTERNAL REV.	-	-	-	-	-	-	-	-	-	-	-	-	-	-	-	-
SELECTIVE SERVICE ACT	-	-	-	-	-	-	-	-	-	-	-	-	-	-	-	-
OTHER SPECIAL OFFENSES (FEDERAL STATUTES)	74	-	17	23.0	23	-	3	13.0	-	-	-	-	51	-	14	27.5

<sup>1</sup> CJA (Criminal Justice Act). This category reflects the number of defendants who were represented by private attorneys appointed by the court from Criminal Justice Act panels.

<sup>2</sup> FPD (Federal Public Defender). These figures also include persons represented by Community Defenders.

**TABLE 2**  
**UNITED STATES DISTRICT COURTS**  
**ASSIGNMENT OF COUNSEL FOR CRIMINAL DEFENDANTS BY METHOD OF DISPOSITION**  
**TWELVE MONTH PERIOD ENDED JUNE 30, 1979**

DISTRICT AND OFFENSE	TOTAL DEFENDANTS				DISMISSED				ACQUITTED				CONVICTED				
	TOTAL	ASSIGNED COUNSEL			TOTAL	ASSIGNED COUNSEL			TOTAL	ASSIGNED COUNSEL			TOTAL	ASSIGNED COUNSEL			
		NUMBER		PERCENT		NUMBER		PERCENT		NUMBER		PERCENT		NUMBER		PERCENT	
		CJA 1	FPD 2			CJA 1	FPD 2			CJA 1	FPD 2			CJA 1	FPD 2		
KANSAS																	
TOTAL	319	35	113	46.4	76	4	32	47.4	9	-	1	11.1	234	31	80	47.4	
HOMICIDE	3	-	3	100.0	1	-	1	100.0	-	-	-	-	2	-	2	100.0	
ROBBERY	3	1	2	100.0	1	-	1	100.0	-	-	-	-	2	1	1	100.0	
ASSAULT	7	1	3	57.1	2	-	-	-	1	-	1	100.0	4	1	2	75.0	
BURGLARY	1	-	-	-	-	-	-	-	-	-	-	-	1	-	-	-	
LARCENY AND THEFT	36	7	17	66.7	11	1	7	72.7	-	-	-	-	25	6	10	64.0	
EMBEZZLEMENT	16	1	5	37.5	3	-	1	33.3	-	-	-	-	13	1	4	38.5	
FRAUD	71	1	19	28.2	15	-	6	40.0	3	-	-	-	53	1	13	26.4	
AUTO THEFT	14	3	7	71.4	3	-	1	33.3	-	-	-	-	11	3	6	81.8	
FORGERY, COUNTERFEIT	26	2	17	73.1	13	-	9	69.2	-	-	-	-	13	2	8	76.9	
SEX OFFENSES	3	1	1	66.7	-	-	-	-	-	-	-	-	3	1	1	66.7	
MARIHUANA	9	-	-	-	-	-	-	-	-	-	-	-	9	-	-	-	
NARCOTICS	36	7	3	27.8	13	2	-	15.4	2	-	-	-	21	5	5	38.1	
WEAPONS AND FIREARMS	18	1	8	50.0	5	1	2	60.0	-	-	-	-	13	-	6	46.2	
ESCAPE	27	4	17	77.8	5	-	2	40.0	1	-	-	-	21	4	15	90.5	
OTHER GENERAL OFFENSES	18	2	1	16.7	-	-	-	-	1	-	-	-	17	2	1	17.6	
IMMIGRATION LAWS	6	2	4	100.0	1	-	1	100.0	-	-	-	-	5	2	3	100.0	
LIQUOR, INTERNAL REV.	-	-	-	-	-	-	-	-	-	-	-	-	-	-	-	-	
SELECTIVE SERVICE ACT	-	-	-	-	-	-	-	-	-	-	-	-	-	-	-	-	
OTHER SPECIAL OFFENSES (FEDERAL STATUTES)	25	2	6	32.0	3	-	1	33.3	1	-	-	-	21	2	5	33.3	
NEW MEXICO																	
TOTAL	345	83	95	51.6	56	7	12	32.9	10	3	2	50.0	279	73	81	55.2	
HOMICIDE	15	10	4	93.3	1	1	-	100.0	1	-	1	100.0	13	9	3	92.3	
ROBBERY	6	1	2	50.0	1	-	-	-	-	-	-	-	5	1	2	60.0	
ASSAULT	23	8	10	78.3	-	-	-	-	1	-	-	-	22	8	10	81.8	
BURGLARY	1	-	1	100.0	-	-	-	-	-	-	-	-	1	-	1	100.0	
LARCENY AND THEFT	20	8	6	70.0	1	-	1	100.0	-	-	-	-	19	8	5	68.4	
EMBEZZLEMENT	16	1	6	43.8	-	-	-	-	-	-	-	-	16	1	6	43.8	
FRAUD	24	1	2	12.5	5	-	-	-	1	-	-	-	18	1	2	16.7	
AUTO THEFT	15	1	10	73.3	3	1	-	33.3	-	-	-	-	12	-	10	83.3	
FORGERY, COUNTERFEIT	14	5	5	71.4	-	-	-	-	1	-	1	100.0	13	5	4	69.2	
SEX OFFENSES	16	12	3	93.8	-	-	-	-	-	-	-	-	16	12	3	93.8	
MARIHUANA	26	4	-	15.4	6	-	-	-	1	-	-	-	19	4	-	21.1	
NARCOTICS	54	11	15	44.8	12	-	4	33.3	1	1	-	100.0	45	10	11	46.7	
WEAPONS AND FIREARMS	35	8	12	57.1	7	3	3	85.7	3	1	-	33.3	25	4	9	52.0	
ESCAPE	1	1	-	100.0	-	-	-	-	-	-	-	-	1	1	-	100.0	
OTHER GENERAL OFFENSES	25	1	7	32.0	12	-	3	25.0	-	-	-	-	13	1	4	38.5	
IMMIGRATION LAWS	22	10	8	81.8	3	2	1	100.0	1	1	-	100.0	18	7	7	77.8	
LIQUOR, INTERNAL REV.	-	-	-	-	-	-	-	-	-	-	-	-	-	-	-	-	
SELECTIVE SERVICE ACT	-	-	-	-	-	-	-	-	-	-	-	-	-	-	-	-	
OTHER SPECIAL OFFENSES (FEDERAL STATUTES)	28	1	4	17.9	5	-	-	-	-	-	-	-	23	1	4	21.7	
OKLAHOMA NORTHERN																	
TOTAL	151	59	-	39.1	17	1	-	5.9	10	-	-	-	124	58	-	46.8	
HOMICIDE	-	-	-	-	-	-	-	-	-	-	-	-	-	-	-	-	
ROBBERY	2	1	-	50.0	1	-	-	-	-	-	-	-	1	1	-	100.0	
ASSAULT	3	1	-	33.3	-	-	-	-	-	-	-	-	3	1	-	33.3	
BURGLARY	-	-	-	-	-	-	-	-	-	-	-	-	-	-	-	-	
LARCENY AND THEFT	14	9	-	64.3	3	-	-	-	-	-	-	-	11	9	-	81.8	
EMBEZZLEMENT	8	5	-	62.5	-	-	-	-	-	-	-	-	8	5	-	62.5	
FRAUD	27	6	-	22.2	3	-	-	-	1	-	-	-	23	6	-	26.1	
AUTO THEFT	9	4	-	44.4	-	-	-	-	1	-	-	-	8	4	-	50.0	
FORGERY, COUNTERFEIT	21	13	-	61.9	2	1	-	50.0	-	-	-	-	19	12	-	63.2	
SEX OFFENSES	-	-	-	-	-	-	-	-	-	-	-	-	-	-	-	-	
MARIHUANA	-	-	-	-	-	-	-	-	-	-	-	-	-	-	-	-	
NARCOTICS	21	7	-	33.3	2	-	-	-	-	-	-	-	19	7	-	36.8	
WEAPONS AND FIREARMS	15	7	-	46.7	-	-	-	-	2	-	-	-	13	7	-	53.8	
ESCAPE	2	1	-	50.0	1	-	-	-	-	-	-	-	1	1	-	100.0	
OTHER GENERAL OFFENSES	-	-	-	-	-	-	-	-	-	-	-	-	-	-	-	-	
IMMIGRATION LAWS	8	4	-	50.0	1	-	-	-	-	-	-	-	7	4	-	57.1	
LIQUOR, INTERNAL REV.	-	-	-	-	-	-	-	-	-	-	-	-	-	-	-	-	
SELECTIVE SERVICE ACT	-	-	-	-	-	-	-	-	-	-	-	-	-	-	-	-	
OTHER SPECIAL OFFENSES (FEDERAL STATUTES)	21	1	-	4.8	4	-	-	-	6	-	-	-	11	1	-	9.1	

<sup>1</sup> CJA (Criminal Justice Act). This category reflects the number of defendants who were represented by private attorneys appointed by the court from Criminal Justice Act panels.

<sup>2</sup> FPD (Federal Public Defender). These figures also include persons represented by Community Defenders.

**TABLE 2**  
**UNITED STATES DISTRICT COURTS**  
**ASSIGNMENT OF COUNSEL FOR CRIMINAL DEFENDANTS BY METHOD OF DISPOSITION**  
**TWELVE MONTH PERIOD ENDED JUNE 30, 1979**

T W E L V E M O N T H P E R I O D E N D E D J U N E 3 0 , 1 9 7 9																
DISTRICT AND OFFENSE	TOTAL DEFENDANTS				DISMISSED				ACQUITTED				CONVICTED			
	TOTAL	ASSIGNED COUNSEL			TOTAL	ASSIGNED COUNSEL			TOTAL	ASSIGNED COUNSEL			TOTAL	ASSIGNED COUNSEL		
		NUMBER	PERCENT	CJA 1		NUMBER	PERCENT	CJA 1		NUMBER	PERCENT	CJA 1		NUMBER	PERCENT	
																FPD 2
OKLAHOMA EASTERN TOTAL	146	49	-	33.6	22	2	-	9.1	15	4	-	26.7	109	43	-	39.4
HOMICIDE	-	-	-	-	-	-	-	-	-	-	-	-	-	-	-	-
ROBBERY	3	2	-	66.7	-	-	-	-	-	-	-	-	-	-	-	-
ASSAULT	-	-	-	-	-	-	-	-	-	-	-	-	3	2	-	66.7
BURGLARY	-	-	-	-	-	-	-	-	-	-	-	-	-	-	-	-
LARCENY AND THEFT	14	3	-	21.4	3	-	-	-	1	-	-	-	-	-	-	-
EMBEZZLEMENT	11	2	-	18.2	1	-	-	-	1	-	-	-	10	3	-	30.0
FRAUD	23	3	-	13.0	4	-	-	-	-	-	-	-	9	2	-	22.2
AUTO THEFT	9	7	-	77.8	-	-	-	-	7	1	-	14.3	12	2	-	16.7
FORGERY, COUNTERFEIT	10	7	-	70.0	-	-	-	-	-	-	-	-	9	7	-	77.8
SEX OFFENSES	-	-	-	-	-	-	-	-	-	-	-	-	10	7	-	70.0
MARIHUANA	32	8	-	25.0	7	-	-	-	-	-	-	-	-	-	-	-
NARCOTICS	14	3	-	21.4	5	2	-	40.0	2	-	-	-	23	8	-	34.8
WEAPONS AND FIREARMS	15	10	-	66.7	2	-	-	-	-	-	-	-	9	1	-	11.1
ESCAPE	-	-	-	-	-	-	-	-	3	3	-	100.0	10	7	-	70.0
OTHER GENERAL OFFENSES	2	2	-	100.0	-	-	-	-	-	-	-	-	-	-	-	-
IMMIGRATION LAWS	-	-	-	-	-	-	-	-	-	-	-	-	2	2	-	100.0
LIQUOR, INTERNAL REV.	-	-	-	-	-	-	-	-	-	-	-	-	-	-	-	-
SELECTIVE SERVICE ACT	-	-	-	-	-	-	-	-	-	-	-	-	-	-	-	-
OTHER SPECIAL OFFENSES (FEDERAL STATUTES)	13	2	-	15.4	-	-	-	-	1	-	-	-	12	2	-	16.7
OKLAHOMA WESTERN TOTAL	447	105	-	23.5	40	7	-	17.5	15	2	-	13.3	392	96	-	24.5
HOMICIDE	1	1	-	100.0	-	-	-	-	-	-	-	-	1	1	-	100.0
ROBBERY	8	4	-	50.0	-	-	-	-	-	-	-	-	8	4	-	50.0
ASSAULT	8	6	-	75.0	1	-	-	-	-	-	-	-	5	5	-	83.3
BURGLARY	1	1	-	100.0	-	-	-	-	1	1	-	100.0	1	1	-	100.0
LARCENY AND THEFT	62	15	-	24.2	7	2	-	28.6	-	-	-	-	55	13	-	23.6
EMBEZZLEMENT	15	4	-	26.7	-	-	-	-	-	-	-	-	15	4	-	26.7
FRAUD	45	2	-	4.4	4	-	-	-	7	-	-	-	34	2	-	5.9
AUTO THEFT	16	11	-	68.8	2	1	-	50.0	1	-	-	-	13	10	-	76.9
FORGERY, COUNTERFEIT	18	13	-	72.2	1	-	-	-	-	-	-	-	17	13	-	76.5
SEX OFFENSES	-	-	-	-	-	-	-	-	-	-	-	-	4	1	-	25.0
MARIHUANA	6	1	-	16.7	2	-	-	-	-	-	-	-	14	3	-	21.4
NARCOTICS	21	4	-	19.0	7	1	-	14.3	-	-	-	-	17	5	-	29.4
WEAPONS AND FIREARMS	22	6	-	27.3	5	1	-	20.0	-	-	-	-	22	20	-	90.9
ESCAPE	23	21	-	91.3	1	1	-	100.0	-	-	-	-	176	9	-	5.1
OTHER GENERAL OFFENSES	190	11	-	5.8	8	-	-	12.5	6	1	-	16.7	-	-	-	-
IMMIGRATION LAWS	-	-	-	-	-	-	-	-	-	-	-	-	1	-	-	-
LIQUOR, INTERNAL REV.	1	-	-	-	-	-	-	-	-	-	-	-	-	-	-	-
SELECTIVE SERVICE ACT	-	-	-	-	-	-	-	-	-	-	-	-	-	-	-	-
OTHER SPECIAL OFFENSES (FEDERAL STATUTES)	10	5	-	50.0	2	-	-	-	-	-	-	-	8	5	-	62.5
UTAH TOTAL	218	85	-	39.0	16	3	-	18.8	13	9	-	69.2	189	73	-	38.6
HOMICIDE	2	2	-	100.0	-	-	-	-	-	-	-	-	2	2	-	100.0
ROBBERY	13	8	-	61.5	-	-	-	-	-	-	-	-	11	6	-	54.5
ASSAULT	12	7	-	58.3	-	-	-	-	2	2	-	100.0	11	6	-	54.5
BURGLARY	1	1	-	100.0	-	-	-	-	1	1	-	100.0	1	1	-	100.0
LARCENY AND THEFT	16	7	-	43.8	-	-	-	-	-	-	-	-	14	7	-	50.0
EMBEZZLEMENT	24	6	-	25.0	2	-	-	-	2	-	-	-	22	6	-	27.3
FRAUD	66	25	-	37.9	4	1	-	25.0	1	1	-	100.0	61	23	-	37.7
AUTO THEFT	1	-	-	-	1	-	-	-	-	-	-	-	-	-	-	-
FORGERY, COUNTERFEIT	18	7	-	45.7	2	-	-	-	-	-	-	-	-	-	-	-
SEX OFFENSES	2	-	-	-	-	-	-	-	-	-	-	-	13	7	-	53.8
MARIHUANA	-	-	-	-	-	-	-	-	-	-	-	-	2	-	-	-
NARCOTICS	19	13	-	68.4	3	2	-	66.7	5	4	-	80.0	11	7	-	63.6
WEAPONS AND FIREARMS	7	1	-	14.3	3	-	-	-	-	-	-	-	4	1	-	25.0
ESCAPE	-	-	-	-	-	-	-	-	-	-	-	-	-	-	-	-
OTHER GENERAL OFFENSES	10	3	-	30.0	-	-	-	-	-	-	-	-	8	2	-	25.0
IMMIGRATION LAWS	6	5	-	100.0	-	-	-	-	2	1	-	50.0	5	5	-	100.0
LIQUOR, INTERNAL REV.	-	-	-	-	-	-	-	-	-	-	-	-	-	-	-	-
SELECTIVE SERVICE ACT	-	-	-	-	-	-	-	-	-	-	-	-	-	-	-	-
OTHER SPECIAL OFFENSES (FEDERAL STATUTES)	25	-	-	-	1	-	-	-	-	-	-	-	24	-	-	-

<sup>2</sup> FPD (Federal Public Defender). These figures also include persons represented by Community Defenders.



**TABLE 2**  
**UNITED STATES DISTRICT COURTS**  
**ASSIGNMENT OF COUNSEL FOR CRIMINAL DEFENDANTS BY METHOD OF DISPOSITION**  
**TWELVE MONTH PERIOD ENDED JUNE 30, 1979**

DISTRICT AND OFFENSE	TOTAL DEFENDANTS				DISMISSED				ACQUITTED				CONVICTED			
	TOTAL	ASSIGNED COUNSEL		PERCENT	TOTAL	ASSIGNED COUNSEL		PERCENT	TOTAL	ASSIGNED COUNSEL		PERCENT	TOTAL	ASSIGNED COUNSEL		PERCENT
		NUMBER	CJA 1 <sup>1</sup> FPD 2			NUMBER	CJA 1 FPD 2			NUMBER	CJA 1 FPD 2			NUMBER	CJA 1 FPD 2	
<b>WYOMING</b>																
<b>TOTAL</b>	72	35	-	48.6	10	4	-	40.0	4	1	-	25.0	58	30	-	51.7
HOMICIDE	2	2	-	100.0	1	1	-	100.0	-	-	-	-	1	1	-	100.0
ROBBERY	2	1	-	50.0	-	-	-	-	1	-	-	-	1	1	-	100.0
ASSAULT	2	1	-	50.0	-	-	-	-	1	1	-	100.0	1	-	-	-
BURGLARY	1	1	-	100.0	-	-	-	-	-	-	-	-	1	1	-	100.0
LARCENY AND THEFT	10	10	-	100.0	2	2	-	100.0	-	-	-	-	8	8	-	100.0
EMBEZZLEMENT	2	-	-	-	-	-	-	-	1	-	-	-	1	-	-	-
FRAUD	16	4	-	25.0	2	-	-	-	1	-	-	-	13	4	-	30.8
AUTO THEFT	5	4	-	80.0	1	-	-	-	-	-	-	-	4	4	-	100.0
FORGERY, COUNTERFEIT	2	1	-	50.0	-	-	-	-	-	-	-	-	2	1	-	50.0
SEX OFFENSES	1	1	-	100.0	-	-	-	-	-	-	-	-	1	1	-	100.0
MARIHUANA	4	2	-	50.0	-	-	-	-	-	-	-	-	4	2	-	50.0
NARCOTICS	2	1	-	50.0	-	-	-	-	-	-	-	-	2	1	-	50.0
WEAPONS AND FIREARMS	4	2	-	50.0	-	-	-	-	-	-	-	-	4	2	-	50.0
ESCAPE	4	3	-	75.0	-	-	-	-	-	-	-	-	4	3	-	75.0
OTHER GENERAL OFFENSES	3	-	-	-	1	-	-	-	-	-	-	-	2	-	-	-
IMMIGRATION LAWS	-	-	-	-	-	-	-	-	-	-	-	-	-	-	-	-
LIQUOR, INTERNAL REV.	-	-	-	-	-	-	-	-	-	-	-	-	-	-	-	-
SELECTIVE SERVICE ACT	-	-	-	-	-	-	-	-	-	-	-	-	-	-	-	-
OTHER SPECIAL OFFENSES (FEDERAL STATUTES)	12	2	-	16.7	3	1	-	33.3	-	-	-	-	9	1	-	11.1
<b>DISTRICT OF COLUMBIA</b>																
<b>TOTAL</b>	852	587	1	69.0	73	47	-	64.4	19	9	-	47.4	760	531	1	70.0
HOMICIDE	1	1	-	100.0	-	-	-	-	-	-	-	-	1	1	-	100.0
ROBBERY	31	27	-	87.1	2	2	-	100.0	2	2	-	100.0	27	23	-	85.2
ASSAULT	4	3	-	75.0	1	1	-	100.0	-	-	-	-	3	2	-	66.7
BURGLARY	-	-	-	-	-	-	-	-	-	-	-	-	-	-	-	-
LARCENY AND THEFT	71	52	-	73.2	3	3	-	100.0	2	1	-	50.0	66	48	-	72.7
EMBEZZLEMENT	22	16	1	77.3	1	-	-	-	-	-	-	-	21	16	1	81.0
FRAUD	157	90	-	57.3	10	4	-	40.0	1	-	-	-	146	86	-	58.9
AUTO THEFT	9	8	-	88.9	1	1	-	100.0	-	-	-	-	8	7	-	87.5
FORGERY, COUNTERFEIT	76	62	-	81.6	3	1	-	33.3	-	-	-	-	73	61	-	83.6
SEX OFFENSES	2	-	-	-	-	-	-	-	-	-	-	-	2	-	-	-
MARIHUANA	21	13	-	61.9	-	-	-	-	-	-	-	-	21	13	-	61.9
NARCOTICS	292	219	-	75.0	31	21	-	67.7	5	4	-	80.0	256	194	-	75.8
WEAPONS AND FIREARMS	61	47	-	77.0	12	10	-	83.3	3	2	-	66.7	46	35	-	76.1
ESCAPE	29	27	-	93.1	3	3	-	100.0	-	-	-	-	26	24	-	92.3
OTHER GENERAL OFFENSES	34	7	-	20.6	4	-	-	-	6	-	-	-	24	7	-	29.2
IMMIGRATION LAWS	5	5	-	100.0	-	-	-	-	-	-	-	-	5	5	-	100.0
LIQUOR, INTERNAL REV.	-	-	-	-	-	-	-	-	-	-	-	-	-	-	-	-
SELECTIVE SERVICE ACT	-	-	-	-	-	-	-	-	-	-	-	-	-	-	-	-
OTHER SPECIAL OFFENSES (FEDERAL STATUTES)	37	10	-	27.0	2	1	-	50.0	-	-	-	-	35	9	-	25.7
<b>ALL DISTRICTS</b>																
<b>TOTAL</b>	41,175	9,871	6,120	38.8	6,791	1,188	773	28.8	1,471	287	143	29.2	32,913	8,396	5,204	41.3
HOMICIDE	150	69	52	50.6	22	8	0	36.4	8	6	0	75.0	110	55	41	50.0
ROBBERY	1,431	616	439	73.7	161	45	39	52.1	40	15	8	37.5	1,230	556	392	77.0
ASSAULT	618	237	139	60.8	162	48	19	41.3	37	17	11	75.6	419	172	109	67.0
BURGLARY	210	85	87	81.9	30	12	8	66.6	6	4	2	100.0	174	69	77	83.9
LARCENY AND THEFT	4,735	1,649	818	52.1	672	184	113	44.1	144	33	21	37.5	3,919	1,432	684	53.9
EMBEZZLEMENT	1,832	319	335	35.6	145	19	31	34.4	35	5	3	22.8	1,652	295	301	36.0
FRAUD	6,220	1,077	802	30.2	828	124	108	28.0	243	30	19	20.1	5,149	923	676	31.0
AUTO THEFT	741	292	104	53.4	89	19	14	37.0	37	10	1	29.7	615	263	89	57.2
FORGERY, COUNTERFEIT	3,176	1,328	638	61.9	395	103	83	47.0	69	18	16	49.2	2,712	1,207	539	64.3
SEX OFFENSES	167	70	34	62.2	35	10	3	37.1	14	7	2	64.2	118	53	29	69.4
MARIHUANA	1,934	309	156	24.0	453	65	24	19.6	87	10	6	18.3	1,394	234	126	25.8
NARCOTICS	4,676	1,195	485	35.9	845	153	72	26.6	156	47	8	34.8	3,673	935	405	38.1
WEAPONS AND FIREARMS	2,008	623	312	46.5	385	97	49	37.9	90	25	16	45.5	1,533	501	247	48.7
ESCAPE	928	356	315	72.3	138	27	26	36.4	10	4	-	40.0	780	325	289	78.7
OTHER GENERAL OFFENSES	5,367	393	183	8.7	1,379	93	38	9.4	287	24	12	12.5	4,701	276	113	8.2
IMMIGRATION LAWS	2,417	783	715	61.9	343	120	55	51.3	34	14	6	58.8	2,040	649	653	63.8
LIQUOR, INTERNAL REV.	75	20	4	32.0	8	2	-	25.0	7	1	2	42.8	60	17	2	31.6
SELECTIVE SERVICE ACT	15	2	-	13.3	13	1	-	7.6	-	-	-	-	2	1	-	50.0
OTHER SPECIAL OFFENSES (FEDERAL STATUTES)	3,475	448	522	27.8	688	58	81	20.2	164	17	8	15.2	2,623	373	433	30.7

<sup>1</sup> CJA (Criminal Justice Act). This category reflects the number of defendants who were represented by private attorneys appointed by the court from Criminal Justice Act panels.

<sup>2</sup> FPD (Federal Public Defender). These figures also include persons represented by Community Defenders.

**Appendix Detail Table X-3**  
**Type and Length of Sentence for Convicted Defendants by Offense**  
**1979**

**TABLE 3**  
**UNITED STATES DISTRICT COURTS**  
**TYPE AND LENGTH OF SENTENCES FOR CONVICTED DEFENDANTS BY OFFENSE**  
**TWELVE MONTH PERIOD ENDED JUNE 30, 1979**

DISTRICT AND OFFENSE	TOTAL	TERMS OF IMPRISONMENT						PROBATION TERMS OF SPLIT SENTENCES				
		TOTAL	12 MOS. AND UNDER	13-24 MOS.	25-36 MOS.	37-60 MOS.	61 MOS. AND OVER	TOTAL	12 MOS. AND UNDER	13-24 MOS.	25-48 MOS.	49 MOS. AND OVER
<b>MAINE</b>												
TOTAL	121	64	7	23	17	16	1	10	-	9	1	-
HOMICIDE	-	-	-	-	-	-	-	-	-	-	-	-
ROBBERY	2	1	-	-	-	-	-	-	-	-	-	-
ASSAULT	2	-	-	-	-	-	1	-	-	-	-	-
BURGLARY	-	-	-	-	-	-	-	-	-	-	-	-
LARCENY AND THEFT	21	15	-	7	8	-	-	-	-	-	-	-
EMBEZZLEMENT	6	-	-	-	-	-	-	1	-	1	-	-
FRAUD	14	2	2	-	-	-	-	7	-	7	-	-
AUTO THEFT	-	-	-	-	-	-	-	-	-	-	-	-
FORGERY, COUNTERFEIT	10	2	-	-	1	1	-	-	-	-	-	-
SEX OFFENSES	-	-	-	-	-	-	-	-	-	-	-	-
MARIHUANA	43	32	-	11	7	14	-	-	-	-	-	-
NARCOTICS	2	1	1	-	-	-	-	-	-	-	-	-
WEAPONS AND FIREARMS	9	7	3	3	-	1	-	1	-	-	1	-
ESCAPE	1	1	-	1	-	-	-	-	-	-	-	-
OTHER GENERAL OFFENSES	-	-	-	-	-	-	-	-	-	-	-	-
IMMIGRATION LAWS	1	1	-	1	-	-	-	-	-	-	-	-
LIQUOR, INTERNAL REV.	-	-	-	-	-	-	-	-	-	-	-	-
SELECTIVE SERVICE ACT	-	-	-	-	-	-	-	-	-	-	-	-
OTHER SPECIAL OFFENSES (FEDERAL STATUTES)	10	2	1	-	1	-	-	-	-	-	-	-
<b>MASSACHUSETTS</b>												
TOTAL	576	158	49	51	16	23	19	74	12	56	6	-
HOMICIDE	1	1	-	-	-	-	1	-	-	-	-	-
ROBBERY	13	11	-	-	-	-	11	-	-	-	-	-
ASSAULT	1	-	-	-	-	-	-	-	-	-	-	-
BURGLARY	-	-	-	-	-	-	-	-	-	-	-	-
LARCENY AND THEFT	144	31	19	6	2	2	2	21	2	17	2	-
EMBEZZLEMENT	41	2	-	2	-	-	-	3	-	2	1	-
FRAUD	120	21	12	6	2	1	-	22	9	13	-	-
AUTO THEFT	5	3	-	2	-	1	-	-	-	-	-	-
FORGERY, COUNTERFEIT	45	15	0	5	1	4	-	7	-	6	1	-
SEX OFFENSES	-	-	-	-	-	-	-	-	-	-	-	-
MARIHUANA	8	6	1	5	-	-	-	-	-	-	-	-
NARCOTICS	58	28	3	8	7	9	1	-	-	-	-	-
WEAPONS AND FIREARMS	61	18	3	10	3	1	1	9	1	8	-	-
ESCAPE	3	3	1	2	-	-	-	5	-	3	2	-
OTHER GENERAL OFFENSES	21	12	1	3	1	4	3	1	-	1	-	-
IMMIGRATION LAWS	7	1	-	-	-	-	-	-	-	-	-	-
LIQUOR, INTERNAL REV.	-	-	1	-	-	-	-	6	-	6	-	-
SELECTIVE SERVICE ACT	-	-	-	-	-	-	-	-	-	-	-	-
OTHER SPECIAL OFFENSES (FEDERAL STATUTES)	48	6	3	2	-	1	-	-	-	-	-	-
<b>NEW HAMPSHIRE</b>												
TOTAL	51	10	2	2	-	3	3	6	-	-	2	4
HOMICIDE	-	-	-	-	-	-	-	-	-	-	-	-
ROBBERY	2	1	-	-	-	-	-	-	-	-	-	-
ASSAULT	-	-	-	-	-	-	1	1	-	-	-	1
BURGLARY	-	-	-	-	-	-	-	-	-	-	-	-
LARCENY AND THEFT	12	4	-	2	-	-	-	-	-	-	-	-
EMBEZZLEMENT	2	-	-	-	-	-	2	2	-	-	-	2
FRAUD	17	2	2	-	-	-	-	-	-	-	-	-
AUTO THEFT	-	-	-	-	-	-	-	1	-	-	1	-
FORGERY, COUNTERFEIT	2	1	-	-	-	1	-	-	-	-	-	-
SEX OFFENSES	-	-	-	-	-	-	-	-	-	-	-	-
MARIHUANA	-	-	-	-	-	-	-	-	-	-	-	-
NARCOTICS	3	1	-	-	-	-	-	-	-	-	-	-
WEAPONS AND FIREARMS	5	1	-	-	-	1	-	1	-	-	1	-
ESCAPE	-	-	-	-	-	1	-	1	-	-	-	-
OTHER GENERAL OFFENSES	-	-	-	-	-	-	-	-	-	-	-	1
IMMIGRATION LAWS	-	-	-	-	-	-	-	-	-	-	-	-
LIQUOR, INTERNAL REV.	-	-	-	-	-	-	-	-	-	-	-	-
SELECTIVE SERVICE ACT	-	-	-	-	-	-	-	-	-	-	-	-
OTHER SPECIAL OFFENSES (FEDERAL STATUTES)	8	-	-	-	-	-	-	-	-	-	-	-

**TABLE 3**  
**UNITED STATES DISTRICT COURTS**  
**TYPE AND LENGTH OF SENTENCES FOR CONVICTED DEFENDANTS BY OFFENSE**  
**TWELVE MONTH PERIOD ENDED JUNE 30, 1979**

TOTAL	TERMS OF PROBATION					PROBATION W/O SUPERVISION SUSPENDED SENTENCE	FINE ONLY				DISTRICT AND OFFENSE
	12 MOS. AND UNDER	13-24 MOS.	25-48 MOS.	49 MOS. AND OVER			TOTAL	LESS THAN \$1,000	\$1,000- 9,999	\$10,000 AND OVER	
42	6	24	12	-		1	4	4	-	-	MAINE TOTAL
-	-	-	-	-		-	-	-	-	-	HOMICIDE
-	-	-	-	-		1	-	-	-	-	ROBBERY
2	-	2	-	-		-	-	-	-	-	ASSAULT
-	-	-	-	-		-	-	-	-	-	BURGLARY
5	1	4	-	-		-	-	-	-	-	LARCENY AND THEFT
5	2	3	-	-		-	-	-	-	-	EMBEZZLEMENT
5	3	2	-	-		-	-	-	-	-	FRAUD
8	-	8	-	-		-	-	-	-	-	AUTO THEFT
11	-	-	11	-		-	-	-	-	-	FORGERY, COUNTERFEIT, SEX OFFENSES
2	-	1	1	-		-	-	-	-	-	MARIHUANA
-	-	-	-	-		-	-	-	-	-	NARCOTICS
-	-	-	-	-		-	-	-	-	-	WEAPONS AND FIREARMS
-	-	-	-	-		-	-	-	-	-	ESCAPE
-	-	-	-	-		-	-	-	-	-	OTHER GENERAL OFFENSES
-	-	-	-	-		-	-	-	-	-	IMMIGRATION LAWS
-	-	-	-	-		-	-	-	-	-	LIQUOR, INTERNAL REV.
4	-	4	-	-		-	4	4	-	-	SELECTIVE SERVICE ACT OTHER SPECIAL OFFENSES (FEDERAL STATUTES)
321	75	183	63	-		-	23	4	8	11	MASSACHUSETTS TOTAL
-	-	-	-	-		-	-	-	-	-	HOMICIDE
2	-	-	2	-		-	-	-	-	-	ROBBERY
1	-	-	1	-		-	-	-	-	-	ASSAULT
-	-	-	-	-		-	-	-	-	-	BURGLARY
92	16	61	15	-		-	-	-	-	-	LARCENY AND THEFT
36	8	21	7	-		-	-	-	-	-	EMBEZZLEMENT
75	31	34	19	-		-	2	-	2	-	FRAUD
2	-	2	-	-		-	-	-	-	-	AUTO THEFT
23	1	20	2	-		-	-	-	-	-	FORGERY, COUNTERFEIT, SEX OFFENSES
2	-	2	-	-		-	-	-	-	-	MARIHUANA
21	1	12	8	-		-	-	-	-	-	NARCOTICS
36	6	20	10	-		-	2	-	2	-	WEAPONS AND FIREARMS
7	1	4	2	-		-	1	1	-	-	ESCAPE
-	-	-	-	-		-	-	-	-	-	OTHER GENERAL OFFENSES
-	-	-	-	-		-	-	-	-	-	IMMIGRATION LAWS
-	-	-	-	-		-	-	-	-	-	LIQUOR, INTERNAL REV.
24	11	7	6	-		-	18	3	4	11	SELECTIVE SERVICE ACT OTHER SPECIAL OFFENSES (FEDERAL STATUTES)
30	1	10	11	8		1	4	-	3	1	NEW HAMPSHIRE TOTAL
-	-	-	-	-		-	-	-	-	-	HOMICIDE
-	-	-	-	-		-	-	-	-	-	ROBBERY
-	-	-	-	-		-	-	-	-	-	ASSAULT
-	-	-	-	-		-	-	-	-	-	BURGLARY
6	-	4	1	1		-	-	-	-	-	LARCENY AND THEFT
2	-	-	-	2		-	-	-	-	-	EMBEZZLEMENT
13	1	2	8	2		-	1	-	-	1	FRAUD
-	-	-	-	-		-	-	-	-	-	AUTO THEFT
1	-	-	1	-		-	-	-	-	-	FORGERY, COUNTERFEIT, SEX OFFENSES
-	-	-	-	-		-	-	-	-	-	MARIHUANA
-	-	-	-	-		1	-	-	-	-	NARCOTICS
3	-	-	-	3		-	-	-	-	-	WEAPONS AND FIREARMS
-	-	-	-	-		-	-	-	-	-	ESCAPE
-	-	-	-	-		-	-	-	-	-	OTHER GENERAL OFFENSES
-	-	-	-	-		-	-	-	-	-	IMMIGRATION LAWS
-	-	-	-	-		-	-	-	-	-	LIQUOR, INTERNAL REV.
5	-	4	1	-		-	3	-	3	-	SELECTIVE SERVICE ACT OTHER SPECIAL OFFENSES (FEDERAL STATUTES)

**TABLE 3**  
**UNITED STATES DISTRICT COURTS**  
**TYPE AND LENGTH OF SENTENCES FOR CONVICTED DEFENDANTS BY OFFENSE**  
**TWELVE MONTH PERIOD ENDED JUNE 30, 1979**

DISTRICT AND OFFENSE	TOTAL	TERMS OF IMPRISONMENT						PROBATION TERMS OF SPLIT SENTENCES				
		TOTAL	12 MOS. AND UNDER	13-24 MOS.	25-36 MOS.	37-60 MOS.	61 MOS. AND OVER	TOTAL	12 MOS. AND UNDER	13-24 MOS.	25-48 MOS.	49 MOS. AND OVER
RHODE ISLAND TOTAL	70	18	8	2	3	5	-	6	4	2	-	-
HOMICIDE	-	-	-	-	-	-	-	-	-	-	-	-
ROBBERY	-	-	-	-	-	-	-	-	-	-	-	-
ASSAULT	1	-	-	-	-	-	-	-	-	-	-	-
BURGLARY	-	-	-	-	-	-	-	-	-	-	-	-
LARCENY AND THEFT	18	5	1	1	1	2	-	2	1	1	-	-
EMBEZZLEMENT	5	-	-	-	-	-	-	-	-	-	-	-
FRAUD	23	5	3	-	1	1	-	2	1	1	-	-
AUTO THEFT	7	4	2	1	-	1	-	-	-	-	-	-
FORGERY, COUNTERFEIT, SEX OFFENSES	9	2	2	-	-	-	-	1	1	-	-	-
MARIHUANA	-	-	-	-	-	-	-	-	-	-	-	-
NARCOTICS	3	2	-	-	1	1	-	-	-	-	-	-
WEAPONS AND FIREARMS	3	-	-	-	-	-	-	-	-	-	-	-
ESCAPE	-	-	-	-	-	-	-	-	-	-	-	-
OTHER GENERAL OFFENSES	1	-	-	-	-	-	-	1	1	-	-	-
IMMIGRATION LAWS	-	-	-	-	-	-	-	-	-	-	-	-
LIQUOR, INTERNAL REV.	-	-	-	-	-	-	-	-	-	-	-	-
SELECTIVE SERVICE ACT	-	-	-	-	-	-	-	-	-	-	-	-
OTHER SPECIAL OFFENSES (FEDERAL STATUTES)	-	-	-	-	-	-	-	-	-	-	-	-
PUERTO RICO TOTAL	274	63	9	2	12	20	20	17	1	3	2	11
HOMICIDE	-	-	-	-	-	-	-	-	-	-	-	-
ROBBERY	4	3	-	-	-	-	3	-	-	-	-	-
ASSAULT	6	1	-	-	-	1	-	-	-	-	-	-
BURGLARY	1	1	-	-	-	-	1	-	-	-	-	-
LARCENY AND THEFT	22	8	3	-	2	3	-	2	-	1	1	-
EMBEZZLEMENT	10	2	1	-	1	-	-	1	-	1	-	-
FRAUD	47	3	1	-	-	1	1	6	-	-	-	6
AUTO THEFT	-	-	-	-	-	-	-	-	-	-	-	-
FORGERY, COUNTERFEIT, SEX OFFENSES	12	6	1	1	2	2	-	-	-	-	-	-
MARIHUANA	-	-	-	-	-	-	-	-	-	-	-	-
NARCOTICS	5	5	-	-	2	3	-	-	-	-	-	-
WEAPONS AND FIREARMS	26	25	1	-	4	8	12	-	-	-	-	-
ESCAPE	-	-	-	-	-	-	-	-	-	-	-	-
OTHER GENERAL OFFENSES	3	2	-	-	-	-	2	-	-	-	-	-
IMMIGRATION LAWS	78	5	1	1	1	2	-	6	1	-	-	5
LIQUOR, INTERNAL REV.	-	-	-	-	-	-	-	-	-	-	-	-
SELECTIVE SERVICE ACT	-	-	-	-	-	-	-	-	-	-	-	-
OTHER SPECIAL OFFENSES (FEDERAL STATUTES)	60	2	1	-	-	-	1	2	-	1	1	-
CONNECTICUT TOTAL	190	67	24	16	11	8	8	25	3	14	7	1
HOMICIDE	-	-	-	-	-	-	-	-	-	-	-	-
ROBBERY	4	4	-	1	-	1	2	-	-	-	-	-
ASSAULT	1	1	1	-	-	-	-	-	-	-	-	-
BURGLARY	-	-	-	-	-	-	-	-	-	-	-	-
LARCENY AND THEFT	30	12	3	-	4	3	2	2	-	2	-	-
EMBEZZLEMENT	26	3	1	2	-	-	-	3	-	1	2	-
FRAUD	25	6	4	2	-	-	-	4	2	1	1	-
AUTO THEFT	1	-	-	-	-	-	-	-	-	-	-	-
FORGERY, COUNTERFEIT, SEX OFFENSES	9	3	2	-	1	-	-	1	-	-	1	-
MARIHUANA	-	-	-	-	-	-	-	-	-	-	-	-
NARCOTICS	5	4	2	-	2	-	-	1	-	1	-	-
WEAPONS AND FIREARMS	25	17	4	5	2	4	2	2	-	1	1	-
ESCAPE	20	7	1	4	1	-	1	4	-	2	1	1
OTHER GENERAL OFFENSES	6	4	4	-	-	-	-	1	-	-	1	-
IMMIGRATION LAWS	20	3	-	2	-	-	1	6	1	5	-	-
LIQUOR, INTERNAL REV.	1	-	-	-	-	-	-	-	-	-	-	-
SELECTIVE SERVICE ACT	2	2	2	-	-	-	-	-	-	-	-	-
OTHER SPECIAL OFFENSES (FEDERAL STATUTES)	14	1	-	-	1	-	-	1	-	1	-	-



**TABLE 3**  
**UNITED STATES DISTRICT COURTS**  
**TYPE AND LENGTH OF SENTENCES FOR CONVICTED DEFENDANTS BY OFFENSE**  
**TWELVE MONTH PERIOD ENDED JUNE 30, 1979**

TOTAL	TERMS OF PROBATION				PROBATION W/O SUPERVISION SUSPENDED SENTENCE	FINE ONLY				DISTRICT AND OFFENSE
	12 MOS. AND UNDER	13-24 MOS.	25-48 MOS.	49 MOS. AND OVER		TOTAL	LESS THAN \$1,000	\$1,000- 9,999	\$10,000 AND OVER	
44	21	18	4	1	2	-	-	-	-	RHODE ISLAND TOTAL
-	-	-	-	-	-	-	-	-	-	HOMICIDE
-	-	-	-	-	-	-	-	-	-	ROBBERY
1	1	-	-	-	-	-	-	-	-	ASSAULT
-	-	-	-	-	-	-	-	-	-	BURGLARY
10	9	-	1	-	1	-	-	-	-	LARCENY AND THEFT
4	3	1	-	-	1	-	-	-	-	EMBEZZLEMENT
16	7	7	2	-	-	-	-	-	-	FRAUD
3	-	3	-	-	-	-	-	-	-	AUTO THEFT
6	1	3	1	1	-	-	-	-	-	FORGERY, COUNTERFEIT
-	-	-	-	-	-	-	-	-	-	SEX OFFENSES
1	-	1	-	-	-	-	-	-	-	MARIHUANA
3	-	3	-	-	-	-	-	-	-	NARCOTICS
-	-	-	-	-	-	-	-	-	-	WEAPONS AND FIREARMS
-	-	-	-	-	-	-	-	-	-	ESCAPE
-	-	-	-	-	-	-	-	-	-	OTHER GENERAL OFFENSES
-	-	-	-	-	-	-	-	-	-	IMMIGRATION LAWS
-	-	-	-	-	-	-	-	-	-	LIQUOR, INTERNAL REV.
-	-	-	-	-	-	-	-	-	-	SELECTIVE SERVICE ACT
-	-	-	-	-	-	-	-	-	-	OTHER SPECIAL OFFENSES (FEDERAL STATUTES)
174	25	37	57	55	-	20	19	1	-	PUERTO RICO TOTAL
-	-	-	-	-	-	-	-	-	-	HOMICIDE
1	-	-	-	1	-	-	-	-	-	ROBBERY
4	2	1	1	-	-	1	1	-	-	ASSAULT
-	-	-	-	-	-	-	-	-	-	BURGLARY
12	-	1	10	1	-	-	-	-	-	LARCENY AND THEFT
7	1	-	1	5	-	-	-	-	-	EMBEZZLEMENT
37	1	-	16	20	-	1	-	1	-	FRAUD
6	-	-	3	3	-	-	-	-	-	AUTO THEFT
-	-	-	-	-	-	-	-	-	-	FORGERY, COUNTERFEIT
-	-	-	-	-	-	-	-	-	-	SEX OFFENSES
1	-	-	-	1	-	-	-	-	-	MARIHUANA
-	-	-	-	-	-	-	-	-	-	NARCOTICS
-	-	-	-	-	-	-	-	-	-	WEAPONS AND FIREARMS
1	-	-	1	-	-	-	-	-	-	ESCAPE
67	4	23	18	22	-	-	-	-	-	OTHER GENERAL OFFENSES
-	-	-	-	-	-	-	-	-	-	IMMIGRATION LAWS
-	-	-	-	-	-	-	-	-	-	LIQUOR, INTERNAL REV.
38	17	12	7	2	-	18	18	-	-	SELECTIVE SERVICE ACT
-	-	-	-	-	-	-	-	-	-	OTHER SPECIAL OFFENSES (FEDERAL STATUTES)
95	11	42	32	10	-	3	1	2	-	CONNECTICUT TOTAL
-	-	-	-	-	-	-	-	-	-	HOMICIDE
-	-	-	-	-	-	-	-	-	-	ROBBERY
-	-	-	-	-	-	-	-	-	-	ASSAULT
-	-	-	-	-	-	-	-	-	-	BURGLARY
16	1	3	7	5	-	-	-	-	-	LARCENY AND THEFT
20	2	9	8	1	-	-	-	-	-	EMBEZZLEMENT
13	1	7	5	-	-	2	1	1	-	FRAUD
1	-	-	1	-	-	-	-	-	-	AUTO THEFT
5	-	1	3	1	-	-	-	-	-	FORGERY, COUNTERFEIT
1	-	-	-	-	-	-	-	-	-	SEX OFFENSES
6	1	1	3	1	-	-	-	-	-	MARIHUANA
9	1	5	3	-	-	-	-	-	-	NARCOTICS
1	1	-	-	-	-	-	-	-	-	WEAPONS AND FIREARMS
10	1	8	1	-	-	1	-	1	-	ESCAPE
1	-	1	-	-	-	-	-	-	-	OTHER GENERAL OFFENSES
-	-	-	-	-	-	-	-	-	-	IMMIGRATION LAWS
-	-	-	-	-	-	-	-	-	-	LIQUOR, INTERNAL REV.
12	3	7	1	1	-	-	-	-	-	SELECTIVE SERVICE ACT
-	-	-	-	-	-	-	-	-	-	OTHER SPECIAL OFFENSES (FEDERAL STATUTES)

**TABLE 3**  
**UNITED STATES DISTRICT COURTS**  
**TYPE AND LENGTH OF SENTENCES FOR CONVICTED DEFENDANTS BY OFFENSE**  
**TWELVE MONTH PERIOD ENDED JUNE 30, 1979**

DISTRICT AND OFFENSE	TOTAL	TERMS OF IMPRISONMENT						PROBATION TERMS OF SPLIT SENTENCES				
		TOTAL	12 MOS. AND UNDER	13-24 MOS.	25-36 MOS.	37-60 MOS.	61 MOS. AND OVER	TOTAL	12 MOS. AND UNDER	13-24 MOS.	25-48 MOS.	49 MOS. AND OVER
NEW YORK NORTHERN TOTAL	168	52	34	8	2	7	1	16	2	8	6	-
HOMICIDE	-	-	-	-	-	-	-	-	-	-	-	-
ROBBERY	-	-	-	-	-	-	-	-	-	-	-	-
ASSAULT	1	-	-	-	-	-	-	-	-	-	-	-
BURGLARY	-	-	-	-	-	-	-	-	-	-	-	-
LARCENY AND THEFT	19	11	5	1	-	5	-	-	-	-	-	-
EMBEZZLEMENT	13	1	-	1	-	-	-	3	-	1	2	-
FRAUD	32	5	4	-	-	1	-	6	1	3	2	-
AUTO THEFT	2	2	-	1	1	-	-	-	-	-	-	-
FORGERY, COUNTERFEIT	11	6	1	2	1	1	1	2	-	1	1	-
SEX OFFENSES	-	-	-	-	-	-	-	-	-	-	-	-
MARIHUANA	4	1	-	1	-	-	-	-	-	-	-	-
NARCOTICS	8	3	2	1	-	-	-	-	-	-	-	-
WEAPONS AND FIREARMS	4	1	1	-	-	-	-	-	-	-	-	-
ESCAPE	-	-	-	-	-	-	-	-	-	-	-	-
OTHER GENERAL OFFENSES	1	-	-	-	-	-	-	-	-	-	-	-
IMMIGRATION LAWS	36	20	20	-	-	-	-	4	1	3	-	-
LIQUOR, INTERNAL REV.	-	-	-	-	-	-	-	-	-	-	-	-
SELECTIVE SERVICE ACT	-	-	-	-	-	-	-	-	-	-	-	-
OTHER SPECIAL OFFENSES (FEDERAL STATUTES)	37	2	1	1	-	-	-	1	-	-	1	-
NEW YORK EASTERN TOTAL	913	360	54	49	62	88	107	90	5	19	39	27
HOMICIDE	1	1	-	-	-	-	1	-	-	-	-	-
ROBBERY	58	52	-	1	-	14	37	1	-	-	-	1
ASSAULT	5	2	-	1	-	-	1	-	-	-	-	-
BURGLARY	-	-	-	-	-	-	-	-	-	-	-	-
LARCENY AND THEFT	163	43	9	6	14	10	4	17	-	4	7	6
EMBEZZLEMENT	50	8	5	1	-	2	-	6	-	2	4	-
FRAUD	130	16	10	5	1	-	-	24	4	8	11	1
AUTO THEFT	2	-	-	-	-	-	-	-	-	-	-	-
FORGERY, COUNTERFEIT	98	23	1	6	5	10	1	16	-	7	9	-
SEX OFFENSES	-	-	-	-	-	-	-	-	-	-	-	-
MARIHUANA	17	6	2	1	-	3	-	3	1	-	2	-
NARCOTICS	223	170	19	20	32	40	59	5	-	2	3	3
WEAPONS AND FIREARMS	37	13	-	1	4	6	2	9	-	1	3	5
ESCAPE	5	3	1	-	1	1	-	1	-	-	-	1
OTHER GENERAL OFFENSES	27	12	3	2	3	2	2	1	-	-	1	-
IMMIGRATION LAWS	10	4	-	3	1	-	-	4	-	3	-	1
LIQUOR, INTERNAL REV.	-	-	-	-	-	-	-	-	-	-	-	-
SELECTIVE SERVICE ACT	-	-	-	-	-	-	-	-	-	-	-	-
OTHER SPECIAL OFFENSES (FEDERAL STATUTES)	87	7	4	2	1	-	-	3	-	1	2	-
NEW YORK SOUTHERN TOTAL	1,169	406	99	96	63	90	58	185	24	63	77	21
HOMICIDE	-	-	-	-	-	-	-	-	-	-	-	-
ROBBERY	48	38	-	3	4	16	15	4	-	1	2	1
ASSAULT	3	3	-	1	2	-	-	-	-	-	-	-
BURGLARY	-	-	-	-	-	-	-	-	-	-	-	-
LARCENY AND THEFT	206	63	19	23	8	11	2	32	2	15	10	5
EMBEZZLEMENT	65	13	3	6	1	3	-	13	-	7	6	-
FRAUD	302	62	18	21	8	10	5	46	8	15	18	5
AUTO THEFT	-	-	-	-	-	-	-	-	-	-	-	-
FORGERY, COUNTERFEIT	93	20	2	6	6	3	3	21	1	8	8	4
SEX OFFENSES	4	3	-	1	-	2	-	-	-	-	-	-
MARIHUANA	12	4	2	1	1	-	-	-	-	-	-	-
NARCOTICS	227	146	29	30	25	31	31	32	2	1	24	5
WEAPONS AND FIREARMS	40	16	3	2	2	7	2	6	1	3	2	-
ESCAPE	17	8	2	1	3	2	-	5	1	3	-	1
OTHER GENERAL OFFENSES	51	10	4	1	2	3	-	7	2	3	2	-
IMMIGRATION LAWS	21	4	4	-	-	-	-	7	4	3	-	-
LIQUOR, INTERNAL REV.	-	-	-	-	-	-	-	-	-	-	-	-
SELECTIVE SERVICE ACT	-	-	-	-	-	-	-	-	-	-	-	-
OTHER SPECIAL OFFENSES (FEDERAL STATUTES)	80	16	13	-	1	2	-	12	3	4	5	-

**TABLE 3**  
**UNITED STATES DISTRICT COURTS**  
**TYPE AND LENGTH OF SENTENCES FOR CONVICTED DEFENDANTS BY OFFENSE**  
**TWELVE MONTH PERIOD ENDED JUNE 30, 1979**

TOTAL	TERMS OF PROBATION				PROBATION W/O SUPERVISION SUSPENDED SENTENCE	FINE ONLY				DISTRICT AND OFFENSE
	12 MOS. AND UNDER	13-24 MOS.	25-48 MOS.	49 MOS. AND OVER		TOTAL	LESS THAN \$1,000	\$1,000- 9,999	\$10,000 AND OVER	
78	38	22	18	-	8	14	1	7	6	NEW YORK NORTHERN TOTAL
-	-	-	-	-	-	-	-	-	-	HOMICIDE
-	-	-	-	-	-	-	-	-	-	ROBBERY
8	4	2	2	-	-	-	-	-	-	ASSAULT
9	-	7	2	-	-	-	-	-	-	BURGLARY
21	7	8	6	-	-	-	-	-	-	LARCENY AND THEFT
3	1	1	1	-	-	-	-	-	-	EMBEZZLEMENT
-	-	-	-	-	-	-	-	-	-	FRAUD
3	2	1	-	-	-	-	-	-	-	AUTO THEFT
5	3	-	2	-	-	-	-	-	-	FORGERY, COUNTERFEIT.
3	-	2	1	-	-	-	-	-	-	SEX OFFENSES
1	-	-	-	-	-	-	-	-	-	MARIHUANA
4	3	1	-	-	-	-	-	-	-	NARCOTICS
21	17	-	4	-	-	-	-	-	-	WEAPONS AND FIREARMS
-	-	-	-	-	-	-	-	-	-	ESCAPE
-	-	-	-	-	-	-	-	-	-	OTHER GENERAL OFFENSES
-	-	-	-	-	-	-	-	-	-	IMMIGRATION LAWS
-	-	-	-	-	-	-	-	-	-	LIQUOR, INTERNAL REV.
-	-	-	-	-	-	-	-	-	-	SELECTIVE SERVICE ACT
-	-	-	-	-	-	-	-	-	-	OTHER SPECIAL OFFENSES (FEDERAL STATUTES)
413	35	95	177	106	13	37	4	22	11	NEW YORK EASTERN TOTAL
-	-	-	-	-	-	-	-	-	-	HOMICIDE
5	-	-	1	4	-	-	-	-	-	ROBBERY
2	-	-	-	2	-	-	-	-	-	ASSAULT
97	10	27	50	10	-	-	-	-	-	BURGLARY
36	4	11	18	3	-	-	-	-	-	LARCENY AND THEFT
76	12	16	34	14	-	-	-	-	-	EMBEZZLEMENT
1	-	-	1	-	-	-	-	-	-	FRAUD
57	3	11	28	15	-	-	-	-	-	AUTO THEFT
7	1	-	2	4	-	-	-	-	-	FORGERY, COUNTERFEIT.
46	-	1	13	32	-	-	-	-	-	SEX OFFENSES
14	1	2	2	9	-	-	-	-	-	MARIHUANA
1	-	-	-	1	-	-	-	-	-	NARCOTICS
13	1	4	3	5	-	-	-	-	-	WEAPONS AND FIREARMS
2	-	-	-	2	-	-	-	-	-	ESCAPE
56	3	23	25	5	-	-	-	-	-	OTHER GENERAL OFFENSES
-	-	-	-	-	-	-	-	-	-	IMMIGRATION LAWS
-	-	-	-	-	-	-	-	-	-	LIQUOR, INTERNAL REV.
-	-	-	-	-	-	-	-	-	-	SELECTIVE SERVICE ACT
-	-	-	-	-	-	-	-	-	-	OTHER SPECIAL OFFENSES (FEDERAL STATUTES)
527	79	162	216	70	20	31	-	13	18	NEW YORK SOUTHERN TOTAL
-	-	-	-	-	-	-	-	-	-	HOMICIDE
5	-	2	1	2	-	-	-	-	-	ROBBERY
108	12	29	53	14	-	-	-	-	-	ASSAULT
39	2	13	17	7	-	-	-	-	-	BURGLARY
177	39	56	68	16	-	-	-	-	-	LARCENY AND THEFT
-	-	-	-	-	-	-	-	-	-	EMBEZZLEMENT
51	2	19	18	12	-	-	-	-	-	FRAUD
1	-	-	1	-	-	-	-	-	-	AUTO THEFT
8	-	2	6	-	-	-	-	-	-	FORGERY, COUNTERFEIT.
48	4	7	27	10	-	-	-	-	-	SEX OFFENSES
18	1	11	1	5	-	-	-	-	-	MARIHUANA
2	-	-	1	-	-	-	-	-	-	NARCOTICS
30	8	11	9	2	-	-	-	-	-	WEAPONS AND FIREARMS
6	-	-	4	2	-	-	-	-	-	ESCAPE
-	-	-	-	-	-	-	-	-	-	OTHER GENERAL OFFENSES
34	11	12	10	1	-	-	-	-	-	IMMIGRATION LAWS
-	-	-	-	-	-	-	-	-	-	LIQUOR, INTERNAL REV.
-	-	-	-	-	-	-	-	-	-	SELECTIVE SERVICE ACT
-	-	-	-	-	-	-	-	-	-	OTHER SPECIAL OFFENSES (FEDERAL STATUTES)

**TABLE 3**  
**UNITED STATES DISTRICT COURTS**  
**TYPE AND LENGTH OF SENTENCES FOR CONVICTED DEFENDANTS BY OFFENSE**  
**TWELVE MONTH PERIOD ENDED JUNE 30, 1979**

DISTRICT AND OFFENSE	TOTAL	TERMS OF IMPRISONMENT						PROBATION TERMS OF SPLIT SENTENCES				
		TOTAL	12 MOS. AND UNDER	13-24 MOS.	25-36 MOS.	37-60 MOS.	61 MOS. AND OVER	TOTAL	12 MOS. AND UNDER	13-24 MOS.	25-48 MOS.	49 MOS. AND OVER
NEW YORK WESTERN TOTAL	357	81	21	25	8	14	13	4	-	-	4	-
HOMICIDE	-	-	-	-	-	-	-	-	-	-	-	-
ROBBERY	11	8	-	-	-	2	6	-	-	-	-	-
ASSAULT	3	1	1	-	-	-	-	-	-	-	-	-
BURGLARY	-	-	-	-	-	-	-	-	-	-	-	-
LARCENY AND THEFT	131	15	5	1	3	4	2	-	-	-	-	-
EMBEZZLEMENT	14	4	1	3	-	-	-	-	-	-	-	-
FRAUD	74	17	5	9	1	1	1	-	-	-	1	-
AUTO THEFT	1	-	-	-	-	-	-	-	-	-	-	-
FORGERY, COUNTERFEIT.	15	6	-	2	2	-	2	-	-	-	-	-
SEX OFFENSES	-	-	-	-	-	-	-	-	-	-	-	-
MARIHUANA	3	2	-	1	-	1	-	-	-	-	-	-
NARCOTICS	20	11	5	2	2	1	1	-	-	-	-	-
WEAPONS AND FIREARMS	6	2	-	1	-	1	-	-	-	-	-	-
ESCAPE	-	-	-	-	-	-	-	-	-	-	-	-
OTHER GENERAL OFFENSES	18	5	1	1	-	2	1	2	-	-	2	-
IMMIGRATION LAWS	5	1	-	1	-	-	-	-	-	-	-	-
LIQUOR, INTERNAL REV.	-	-	-	-	-	-	-	-	-	-	-	-
SELECTIVE SERVICE ACT	-	-	-	-	-	-	-	-	-	-	-	-
OTHER SPECIAL OFFENSES (FEDERAL STATUTES)	56	9	3	4	-	2	-	1	-	-	1	-
VERMONT TOTAL	53	11	5	2	-	2	2	3	-	1	1	1
HOMICIDE	-	-	-	-	-	-	-	-	-	-	-	-
ROBBERY	-	-	-	-	-	-	-	-	-	-	-	-
ASSAULT	-	-	-	-	-	-	-	-	-	-	-	-
BURGLARY	-	-	-	-	-	-	-	-	-	-	-	-
LARCENY AND THEFT	3	-	-	-	-	-	-	-	-	-	-	-
EMBEZZLEMENT	6	-	-	-	-	-	-	-	-	-	-	-
FRAUD	9	1	1	-	-	-	-	1	-	-	1	-
AUTO THEFT	-	-	-	-	-	-	-	-	-	-	-	-
FORGERY, COUNTERFEIT.	8	4	2	1	-	1	-	1	-	1	-	-
SEX OFFENSES	3	1	1	-	-	-	-	-	-	-	-	-
MARIHUANA	3	1	1	-	-	-	-	-	-	-	-	-
NARCOTICS	12	4	-	1	-	1	2	-	-	-	-	-
WEAPONS AND FIREARMS	1	-	-	-	-	-	-	-	-	-	-	-
ESCAPE	-	-	-	-	-	-	-	-	-	-	-	-
OTHER GENERAL OFFENSES	-	-	-	-	-	-	-	-	-	-	-	-
IMMIGRATION LAWS	9	1	1	-	-	-	-	-	-	-	-	-
LIQUOR, INTERNAL REV.	-	-	-	-	-	-	-	-	-	-	-	-
SELECTIVE SERVICE ACT	-	-	-	-	-	-	-	-	-	-	-	-
OTHER SPECIAL OFFENSES (FEDERAL STATUTES)	2	-	-	-	-	-	-	1	-	-	-	1
DELAWARE TOTAL	79	22	1	6	4	10	1	18	1	2	10	5
HOMICIDE	-	-	-	-	-	-	-	-	-	-	-	-
ROBBERY	1	-	-	-	-	-	-	-	-	-	-	-
ASSAULT	1	1	1	-	-	-	-	-	-	-	-	-
BURGLARY	-	-	-	-	-	-	-	-	-	-	-	-
LARCENY AND THEFT	12	3	-	-	-	2	1	3	-	1	2	-
EMBEZZLEMENT	8	2	-	-	2	-	-	4	-	-	3	1
FRAUD	13	2	-	-	-	2	-	3	-	-	1	2
AUTO THEFT	-	-	-	-	-	-	-	-	-	-	-	-
FORGERY, COUNTERFEIT.	10	8	-	3	1	4	-	2	-	-	2	-
SEX OFFENSES	-	-	-	-	-	-	-	-	-	-	-	-
MARIHUANA	3	1	-	1	-	-	-	1	1	-	-	-
NARCOTICS	10	5	-	2	1	2	-	4	-	1	2	1
WEAPONS AND FIREARMS	2	-	-	-	-	-	-	-	-	-	-	-
ESCAPE	-	-	-	-	-	-	-	-	-	-	-	-
OTHER GENERAL OFFENSES	2	-	-	-	-	-	-	-	-	-	-	-
IMMIGRATION LAWS	1	-	-	-	-	-	-	1	-	-	-	1
LIQUOR, INTERNAL REV.	-	-	-	-	-	-	-	-	-	-	-	-
SELECTIVE SERVICE ACT	-	-	-	-	-	-	-	-	-	-	-	-
OTHER SPECIAL OFFENSES (FEDERAL STATUTES)	16	-	-	-	-	-	-	-	-	-	-	-

**TABLE 3**  
**UNITED STATES DISTRICT COURTS**  
**TYPE AND LENGTH OF SENTENCES FOR CONVICTED DEFENDANTS BY OFFENSE**  
**TWELVE MONTH PERIOD ENDED JUNE 30, 1979**

TOTAL	TERMS OF PROBATION				PROBATION W/O SUPERVISION SUSPENDED SENTENCE	FINE ONLY				DISTRICT AND OFFENSE
	12 MOS. AND UNDER	13-24 MOS.	25-48 MOS.	49 MOS. AND OVER		TOTAL	LESS THAN \$1,000	\$1,000- 9,999	\$10,000 AND OVER	
250	122	50	69	3	4	18	7	8	3	NEW YORK WESTERN TOTAL
-	-	-	-	-	-	-	-	-	-	HOMICIDE
3	-	-	3	-	-	-	-	-	-	ROBBERY
2	-	2	-	-	-	-	-	-	-	ASSAULT
-	-	-	-	-	-	-	-	-	-	BURGLARY
114	97	10	7	-	2	-	-	-	-	LARCENY AND THEFT
10	6	3	1	-	-	-	-	-	-	EMBEZZLEMENT
45	8	11	24	2	-	11	2	6	3	FRAUD
1	-	1	-	-	-	-	-	-	-	AUTO THEFT
9	-	3	6	-	-	-	-	-	-	FORGERY, COUNTERFEIT
1	-	-	1	-	-	-	-	-	-	SEX OFFENSES
9	2	3	4	-	-	-	-	-	-	MARIJUANA
4	3	1	-	-	-	-	-	-	-	NARCOTICS
-	-	-	-	-	-	-	-	-	-	WEAPONS AND FIREARMS
11	-	3	8	-	-	-	-	-	-	ESCAPE
4	-	1	2	1	-	-	-	-	-	OTHER GENERAL OFFENSES
-	-	-	-	-	-	-	-	-	-	IMMIGRATION LAWS
-	-	-	-	-	-	-	-	-	-	LIQUOR, INTERNAL REV.
37	12	12	13	-	2	7	5	2	-	SELECTIVE SERVICE ACT
										OTHER SPECIAL OFFENSES (FEDERAL STATUTES)
39	4	13	17	5	-	-	-	-	-	VERMONT TOTAL
-	-	-	-	-	-	-	-	-	-	HOMICIDE
-	-	-	-	-	-	-	-	-	-	ROBBERY
-	-	-	-	-	-	-	-	-	-	ASSAULT
3	-	1	2	-	-	-	-	-	-	BURGLARY
6	1	3	2	-	-	-	-	-	-	LARCENY AND THEFT
7	2	3	1	1	-	-	-	-	-	EMBEZZLEMENT
-	-	-	-	-	-	-	-	-	-	FRAUD
3	-	3	-	-	-	-	-	-	-	AUTO THEFT
-	-	-	-	-	-	-	-	-	-	FORGERY, COUNTERFEIT
2	-	-	2	-	-	-	-	-	-	SEX OFFENSES
8	-	-	7	1	-	-	-	-	-	MARIJUANA
1	-	-	1	-	-	-	-	-	-	NARCOTICS
-	-	-	-	-	-	-	-	-	-	WEAPONS AND FIREARMS
-	-	-	-	-	-	-	-	-	-	ESCAPE
8	1	2	2	3	-	-	-	-	-	OTHER GENERAL OFFENSES
-	-	-	-	-	-	-	-	-	-	IMMIGRATION LAWS
-	-	-	-	-	-	-	-	-	-	LIQUOR, INTERNAL REV.
1	-	1	-	-	-	-	-	-	-	SELECTIVE SERVICE ACT
										OTHER SPECIAL OFFENSES (FEDERAL STATUTES)
36	21	4	9	2	2	1	1	-	-	DELAWARE TOTAL
-	-	-	-	-	-	-	-	-	-	HOMICIDE
-	-	-	-	-	-	-	-	-	-	ROBBERY
-	-	-	-	-	-	-	-	-	-	ASSAULT
6	1	-	5	-	-	-	-	-	-	BURGLARY
2	-	-	2	-	-	-	-	-	-	LARCENY AND THEFT
8	4	3	1	-	-	-	-	-	-	EMBEZZLEMENT
-	-	-	-	-	-	-	-	-	-	FRAUD
-	-	-	-	-	-	-	-	-	-	AUTO THEFT
-	-	-	-	-	-	-	-	-	-	FORGERY, COUNTERFEIT
1	1	-	-	-	-	-	-	-	-	SEX OFFENSES
1	-	-	-	1	-	-	-	-	-	MARIJUANA
2	-	1	1	-	-	-	-	-	-	NARCOTICS
-	-	-	-	-	-	-	-	-	-	WEAPONS AND FIREARMS
1	1	-	-	-	-	-	-	-	-	ESCAPE
-	-	-	-	-	-	-	-	-	-	OTHER GENERAL OFFENSES
-	-	-	-	-	-	-	-	-	-	IMMIGRATION LAWS
-	-	-	-	-	-	-	-	-	-	LIQUOR, INTERNAL REV.
14	14	-	-	-	2	-	-	-	-	SELECTIVE SERVICE ACT
										OTHER SPECIAL OFFENSES (FEDERAL STATUTES)

**TABLE 3**  
**UNITED STATES DISTRICT COURTS**  
**TYPE AND LENGTH OF SENTENCES FOR CONVICTED DEFENDANTS BY OFFENSE**  
**TWELVE MONTH PERIOD ENDED JUNE 30, 1979**

DISTRICT AND OFFENSE	TOTAL	TERMS OF IMPRISONMENT						PROBATION TERMS OF SPLIT SENTENCES				
		TOTAL	12 MOS. AND UNDER	13-24 MOS.	25-36 MOS.	37-60 MOS.	61 MOS. AND OVER	TOTAL	12 MOS. AND UNDER	13-24 MOS.	25-48 MOS.	49 MOS. AND OVER
NEW JERSEY TOTAL	674	174	73	27	25	28	21	56	4	12	24	16
HOMICIDE	-	-	-	-	-	-	-	-	-	-	-	-
ROBBERY	14	13	-	-	1	2	10	-	-	-	-	-
ASSAULT	6	3	1	-	2	-	-	-	-	-	-	-
BURGLARY	-	-	-	-	-	-	-	-	-	-	-	-
LARCENY AND THEFT	60	19	6	1	8	4	-	8	-	3	1	4
EMBEZZLEMENT	48	10	-	6	1	3	-	6	-	3	3	-
FRAUD	290	54	46	4	1	2	1	13	3	3	4	3
AUTO THEFT	10	2	-	-	-	2	-	2	-	1	-	1
FORGERY, COUNTERFEIT.	71	22	6	5	4	5	2	12	-	-	9	3
SEX OFFENSES	-	-	-	-	-	-	-	-	-	-	-	-
MARIJUANA	1	-	-	-	-	-	-	-	-	-	-	-
NARCOTICS	40	26	8	6	4	5	3	2	-	-	1	1
WEAPONS AND FIREARMS	19	7	1	1	2	2	1	4	-	-	2	2
ESCAPE	4	1	1	-	-	-	-	-	-	-	-	-
OTHER GENERAL OFFENSES	34	9	1	2	2	3	1	5	-	-	4	1
IMMIGRATION LAWS	7	2	1	1	-	-	-	1	-	-	-	1
LIQUOR, INTERNAL REV.	-	-	-	-	-	-	-	-	-	-	-	-
SELECTIVE SERVICE ACT	-	-	-	-	-	-	-	-	-	-	-	-
OTHER SPECIAL OFFENSES (FEDERAL STATUTES)	70	6	2	1	-	-	3	3	1	2	-	-
PENNSYLVANIA EASTERN TOTAL	492	179	37	46	35	37	24	42	1	5	13	23
HOMICIDE	-	-	-	-	-	-	-	-	-	-	-	-
ROBBERY	20	18	-	1	1	8	8	-	-	-	-	-
ASSAULT	3	2	1	-	-	1	-	1	-	1	-	-
BURGLARY	-	-	-	-	-	-	-	-	-	-	-	-
LARCENY AND THEFT	44	8	1	2	3	-	2	4	-	-	-	4
EMBEZZLEMENT	20	4	-	2	2	-	-	1	-	-	-	1
FRAUD	143	22	8	7	2	3	2	16	1	1	6	8
AUTO THEFT	7	2	1	-	-	-	1	1	-	-	-	1
FORGERY, COUNTERFEIT.	50	20	6	5	1	5	3	2	-	-	1	1
SEX OFFENSES	-	-	-	-	-	-	-	-	-	-	-	-
MARIJUANA	18	15	1	5	4	4	1	1	-	-	-	1
NARCOTICS	61	45	7	11	14	11	2	3	-	-	-	3
WEAPONS AND FIREARMS	18	7	3	1	3	-	-	1	-	-	-	2
ESCAPE	3	1	-	-	-	1	-	-	-	-	-	-
OTHER GENERAL OFFENSES	41	26	4	11	5	1	5	3	-	1	-	2
IMMIGRATION LAWS	2	-	-	-	-	-	-	-	-	-	-	-
LIQUOR, INTERNAL REV.	-	-	-	-	-	-	-	-	-	-	-	-
SELECTIVE SERVICE ACT	-	-	-	-	-	-	-	-	-	-	-	-
OTHER SPECIAL OFFENSES (FEDERAL STATUTES)	62	9	5	1	-	3	-	9	-	2	6	1
PENNSYLVANIA MIDDLE TOTAL	103	50	27	8	8	2	5	6	-	3	2	1
HOMICIDE	-	-	-	-	-	-	-	-	-	-	-	-
ROBBERY	5	5	-	-	-	-	5	-	-	-	-	-
ASSAULT	-	-	-	-	-	-	-	-	-	-	-	-
BURGLARY	-	-	-	-	-	-	-	-	-	-	-	-
LARCENY AND THEFT	11	3	1	-	2	-	-	-	-	-	-	-
EMBEZZLEMENT	11	2	-	1	1	-	-	-	-	-	-	-
FRAUD	12	6	-	3	2	1	-	1	-	-	-	1
AUTO THEFT	-	-	-	-	-	-	-	-	-	-	-	-
FORGERY, COUNTERFEIT.	8	3	-	1	2	-	-	2	-	1	1	-
SEX OFFENSES	-	-	-	-	-	-	-	-	-	-	-	-
MARIJUANA	8	6	6	-	-	-	-	1	-	1	-	-
NARCOTICS	8	6	5	-	1	-	-	-	-	-	-	-
WEAPONS AND FIREARMS	5	1	-	-	-	1	-	1	-	-	1	-
ESCAPE	14	14	12	2	-	-	-	-	-	-	-	-
OTHER GENERAL OFFENSES	7	4	3	1	-	-	-	1	-	1	-	-
IMMIGRATION LAWS	-	-	-	-	-	-	-	-	-	-	-	-
LIQUOR, INTERNAL REV.	-	-	-	-	-	-	-	-	-	-	-	-
SELECTIVE SERVICE ACT	-	-	-	-	-	-	-	-	-	-	-	-
OTHER SPECIAL OFFENSES (FEDERAL STATUTES)	14	-	-	-	-	-	-	-	-	-	-	-

**TABLE 3**  
**UNITED STATES DISTRICT COURTS**  
**TYPE AND LENGTH OF SENTENCES FOR CONVICTED DEFENDANTS BY OFFENSE**  
**TWELVE MONTH PERIOD ENDED JUNE 30, 1979**

TOTAL	TERMS OF PROBATION				PROBATION W/O SUPERVISION SUSPENDED SENTENCE	FINE ONLY				DISTRICT AND OFFENSE
	12 MOS. AND UNDER	13-24 MOS.	25-48 MOS.	49 MOS. AND OVER		TOTAL	LESS THAN \$1,000	\$1,000- 9,999	\$10,000 AND OVER	
387	93	111	117	66	8	49	22	16	11	NEW JERSEY TOTAL
-	-	-	-	-	-	-	-	-	-	HOMICIDE
1	-	-	-	-	-	-	-	-	-	ROBBERY
3	-	-	2	1	-	-	-	-	-	ASSAULT
-	-	-	-	-	-	-	-	-	-	BURGLARY
30	6	8	7	9	1	2	2	-	-	LARCENY AND THEFT
31	7	10	10	4	-	1	1	-	-	EMBEZZLEMENT
202	61	71	50	20	6	15	10	5	-	FRAUD
6	-	2	2	2	-	-	-	-	-	AUTO THEFT
37	2	4	18	13	-	-	-	-	-	FORGERY, COUNTERFEIT.
-	-	-	-	-	-	-	-	-	-	SEX OFFENSES
1	1	-	-	-	-	-	-	-	-	MARIHUANA
12	-	1	9	2	-	-	-	-	-	NARCOTICS
8	-	-	3	5	-	-	-	-	-	WEAPONS AND FIREARMS
3	1	-	2	-	-	-	-	-	-	ESCAPE
19	3	5	3	8	-	1	-	1	-	OTHER GENERAL OFFENSES
3	-	-	3	-	1	-	-	-	-	IMMIGRATION LAWS
-	-	-	-	-	-	-	-	-	-	LIQUOR, INTERNAL REV.
-	-	-	-	-	-	-	-	-	-	SELECTIVE SERVICE ACT
31	12	10	8	1	-	30	9	10	11	OTHER SPECIAL OFFENSES (FEDERAL STATUTES)
241	25	52	85	79	3	27	3	6	18	PENNSYLVANIA EASTERN TOTAL
-	-	-	-	-	-	-	-	-	-	HOMICIDE
2	-	-	1	1	-	-	-	-	-	ROBBERY
-	-	-	-	-	-	-	-	-	-	ASSAULT
-	-	-	-	-	-	-	-	-	-	BURGLARY
32	6	8	9	9	-	-	-	-	-	LARCENY AND THEFT
15	2	3	5	5	-	-	-	-	-	EMBEZZLEMENT
99	7	23	30	39	1	5	-	2	3	FRAUD
4	-	1	2	1	-	-	-	-	-	AUTO THEFT
28	2	3	15	8	-	-	-	-	-	FORGERY, COUNTERFEIT.
-	-	-	-	-	-	-	-	-	-	SEX OFFENSES
2	-	-	-	2	-	-	-	-	-	MARIHUANA
13	1	-	7	5	-	-	-	-	-	NARCOTICS
10	1	4	3	2	-	-	-	-	-	WEAPONS AND FIREARMS
1	-	-	1	-	-	1	1	-	-	ESCAPE
11	-	5	3	3	-	1	-	1	-	OTHER GENERAL OFFENSES
-	-	-	-	-	2	-	-	-	-	IMMIGRATION LAWS
-	-	-	-	-	-	-	-	-	-	LIQUOR, INTERNAL REV.
-	-	-	-	-	-	-	-	-	-	SELECTIVE SERVICE ACT
24	6	5	9	4	-	20	2	3	15	OTHER SPECIAL OFFENSES (FEDERAL STATUTES)
28	3	13	9	3	2	19	9	5	3	PENNSYLVANIA MIDDLE TOTAL
-	-	-	-	-	-	-	-	-	-	HOMICIDE
-	-	-	-	-	-	-	-	-	-	ROBBERY
-	-	-	-	-	-	-	-	-	-	ASSAULT
-	-	-	-	-	-	-	-	-	-	BURGLARY
5	1	3	1	-	-	3	3	-	-	LARCENY AND THEFT
6	-	4	1	1	2	1	1	-	-	EMBEZZLEMENT
4	-	-	2	2	-	1	-	-	1	FRAUD
-	-	-	-	-	-	-	-	-	-	AUTO THEFT
3	-	2	1	-	-	-	-	-	-	FORGERY, COUNTERFEIT.
-	-	-	-	-	-	-	-	-	-	SEX OFFENSES
1	-	-	1	-	-	-	-	-	-	MARIHUANA
1	-	-	1	-	-	1	-	1	-	NARCOTICS
2	-	1	1	-	-	1	1	-	-	WEAPONS AND FIREARMS
-	-	-	-	-	-	-	-	-	-	ESCAPE
1	-	-	1	-	-	1	1	-	-	OTHER GENERAL OFFENSES
-	-	-	-	-	-	-	-	-	-	IMMIGRATION LAWS
-	-	-	-	-	-	-	-	-	-	LIQUOR, INTERNAL REV.
-	-	-	-	-	-	-	-	-	-	SELECTIVE SERVICE ACT
5	2	3	-	-	-	9	3	4	2	OTHER SPECIAL OFFENSES (FEDERAL STATUTES)

**TABLE 3**  
**UNITED STATES DISTRICT COURTS**  
**TYPE AND LENGTH OF SENTENCES FOR CONVICTED DEFENDANTS BY OFFENSE**  
**TWELVE MONTH PERIOD ENDED JUNE 30, 1979**

DISTRICT AND OFFENSE	TOTAL	TERMS OF IMPRISONMENT						PROBATION TERMS OF SPLIT SENTENCES				
		TOTAL	12 MOS. AND UNDER	13-24 MOS.	25-36 MOS.	37-60 MOS.	61 MOS. AND OVER	TOTAL	12 MOS. AND UNDER	13-24 MOS.	25-48 MOS.	49 MOS. AND OVER
PENNSYLVANIA WESTERN TOTAL	359	127	12	20	21	33	41	46	2	5	28	11
HOMICIDE	-	-	-	-	-	-	-	-	-	-	-	-
ROBBERY	28	25	-	-	1	4	20	-	-	-	-	-
ASSAULT	1	-	-	-	-	-	-	-	-	-	-	-
BURGLARY	-	-	-	-	-	-	-	-	-	-	-	-
LARCENY AND THEFT	22	7	-	1	1	3	2	5	-	-	2	3
EMBEZZLEMENT	22	2	2	-	-	-	-	4	1	-	2	1
FRAUD	83	17	5	5	3	2	2	14	1	3	9	1
AUTO THEFT	2	2	-	1	-	-	1	-	-	-	-	-
FORGERY, COUNTERFEIT.	56	17	-	2	4	6	5	6	-	1	2	3
SEX OFFENSES	-	-	-	-	-	-	-	-	-	-	-	-
MARIHUANA	10	4	1	2	-	1	-	1	-	-	-	-
NARCOTICS	59	35	2	3	6	13	11	6	-	-	6	1
WEAPONS AND FIREARMS	24	7	1	2	1	3	-	3	-	-	1	2
ESCAPE	1	1	-	-	1	-	-	-	-	-	-	-
OTHER GENERAL OFFENSES	26	8	1	2	4	1	-	1	-	-	1	-
IMMIGRATION LAWS	3	1	-	1	-	-	-	-	-	-	-	-
LIQUOR, INTERNAL REV.	-	-	-	-	-	-	-	-	-	-	-	-
SELECTIVE SERVICE ACT	-	-	-	-	-	-	-	-	-	-	-	-
OTHER SPECIAL OFFENSES (FEDERAL STATUTES)	20	1	-	1	-	-	-	6	-	1	5	-
VIRGIN ISLANDS TOTAL	279	92	13	25	16	8	30	57	15	23	12	7
HOMICIDE	11	10	-	-	-	-	10	-	-	-	-	-
ROBBERY	18	10	-	1	4	-	5	3	-	2	1	-
ASSAULT	25	11	3	1	2	1	4	6	2	3	1	-
BURGLARY	22	7	1	2	2	2	-	5	1	2	2	-
LARCENY AND THEFT	62	14	2	6	1	3	2	8	2	4	2	-
EMBEZZLEMENT	7	3	-	3	-	-	-	3	-	1	2	-
FRAUD	17	8	2	5	-	-	1	4	4	-	-	-
AUTO THEFT	7	5	1	1	3	-	-	-	-	-	-	-
FORGERY, COUNTERFEIT.	9	-	-	-	-	-	-	2	-	-	1	1
SEX OFFENSES	9	7	-	2	1	-	4	1	-	1	-	-
MARIHUANA	19	-	-	-	-	-	-	7	2	3	2	-
NARCOTICS	7	3	-	1	1	-	1	-	-	-	-	-
WEAPONS AND FIREARMS	16	2	-	-	-	1	1	3	1	-	1	1
ESCAPE	6	5	-	2	2	1	-	1	-	1	-	-
OTHER GENERAL OFFENSES	11	2	-	-	-	-	2	3	2	1	-	-
IMMIGRATION LAWS	23	5	4	1	-	-	-	11	1	5	-	5
LIQUOR, INTERNAL REV.	-	-	-	-	-	-	-	-	-	-	-	-
SELECTIVE SERVICE ACT	-	-	-	-	-	-	-	-	-	-	-	-
OTHER SPECIAL OFFENSES (FEDERAL STATUTES)	11	-	-	-	-	-	-	-	-	-	-	-
MARYLAND TOTAL	665	206	36	20	25	44	81	110	9	42	49	10
HOMICIDE	-	-	-	-	-	-	-	-	-	-	-	-
ROBBERY	44	44	-	-	-	1	43	-	-	-	-	-
ASSAULT	5	2	2	-	-	-	-	-	-	-	-	-
BURGLARY	5	3	1	-	-	2	-	2	-	2	-	-
LARCENY AND THEFT	159	29	3	-	4	6	16	17	-	6	9	2
EMBEZZLEMENT	23	4	1	1	2	-	-	7	-	1	4	2
FRAUD	112	24	13	4	-	6	1	38	5	18	12	3
AUTO THEFT	1	1	-	-	-	1	-	-	-	-	-	-
FORGERY, COUNTERFEIT.	22	11	2	2	3	4	-	5	-	-	3	2
SEX OFFENSES	4	4	-	1	-	2	1	-	-	-	-	-
MARIHUANA	14	3	1	-	1	-	1	-	-	-	-	-
NARCOTICS	67	39	-	3	9	14	13	8	1	-	7	-
WEAPONS AND FIREARMS	29	11	1	5	3	1	1	5	-	1	4	-
ESCAPE	12	1	1	-	-	-	-	1	-	1	-	-
OTHER GENERAL OFFENSES	133	19	7	4	3	2	3	20	3	10	7	-
IMMIGRATION LAWS	3	-	-	-	-	-	-	2	-	1	1	-
LIQUOR, INTERNAL REV.	-	-	-	-	-	-	-	-	-	-	-	-
SELECTIVE SERVICE ACT	-	-	-	-	-	-	-	-	-	-	-	-
OTHER SPECIAL OFFENSES (FEDERAL STATUTES)	32	11	4	-	-	5	2	5	-	2	2	1

**TABLE 3**  
**UNITED STATES DISTRICT COURTS**  
**TYPE AND LENGTH OF SENTENCES FOR CONVICTED DEFENDANTS BY OFFENSE**  
**TWELVE MONTH PERIOD ENDED JUNE 30, 1979**

TOTAL	TERMS OF PROBATION				PROBATION W/O SUPERVISION SUSPENDED SENTENCE	FINE ONLY				DISTRICT AND OFFENSE
	12 MOS. AND UNDER	13-24 MOS.	25-48 MOS.	49 MOS. AND OVER		TOTAL	LESS THAN \$1,000	\$1,000- 9,999	\$10,000 AND OVER	
170	15	37	65	53	-	16	6	6	4	PENNSYLVANIA WESTERN TOTAL
-	-	-	-	-	-	-	-	-	-	HOMICIDE
3	-	-	1	2	-	-	-	-	-	ROBBERY
1	-	-	-	1	-	-	-	-	-	ASSAULT
-	-	-	-	-	-	-	-	-	-	BURGLARY
16	1	2	8	5	-	1	1	-	-	LARCENY AND THEFT
47	5	15	19	8	-	5	-	5	-	EMBEZZLEMENT
-	-	-	-	-	-	-	-	-	-	FRAUD
33	4	12	7	10	-	-	-	-	-	AUTO THEFT
-	-	-	-	-	-	-	-	-	-	FORGERY, COUNTERFEIT
5	-	-	2	3	-	-	-	-	-	SEX OFFENSES
18	2	-	8	8	-	-	-	-	-	MARIJUANA
15	2	2	6	5	-	1	1	-	-	NARCOTICS
-	-	2	6	8	-	1	1	-	-	WEAPONS AND FIREARMS
16	-	2	6	8	-	1	1	-	-	ESCAPE
2	-	2	-	-	-	-	-	-	-	OTHER GENERAL OFFENSES
-	-	-	-	-	-	-	-	-	-	IMMIGRATION LAWS
-	-	-	-	-	-	-	-	-	-	LIQUOR, INTERNAL REV.
5	1	1	2	1	-	8	3	1	4	SELECTIVE SERVICE ACT
-	-	-	-	-	-	-	-	-	-	OTHER SPECIAL OFFENSES (FEDERAL STATUTES)
106	63	34	7	2	18	6	3	3	-	VIRGIN ISLANDS TOTAL
1	1	-	-	-	-	-	-	-	-	HOMICIDE
5	4	1	-	-	-	-	-	-	-	ROBBERY
7	2	5	-	-	-	-	-	-	-	ASSAULT
10	7	3	-	-	-	-	-	-	-	BURGLARY
37	19	13	4	1	-	-	-	-	-	LARCENY AND THEFT
1	1	-	-	-	-	-	-	-	-	EMBEZZLEMENT
2	1	1	-	-	-	-	-	-	-	FRAUD
2	1	-	-	-	-	-	-	-	-	AUTO THEFT
7	4	3	-	-	-	-	-	-	-	FORGERY, COUNTERFEIT
1	1	-	-	-	-	-	-	-	-	SEX OFFENSES
12	9	2	1	-	-	-	-	-	-	MARIJUANA
3	2	1	-	-	-	-	-	-	-	NARCOTICS
8	7	1	-	-	-	2	1	1	-	WEAPONS AND FIREARMS
-	-	-	-	-	-	-	-	-	-	ESCAPE
4	-	3	-	1	-	1	1	-	-	OTHER GENERAL OFFENSES
3	1	1	1	-	-	-	-	-	-	IMMIGRATION LAWS
-	-	-	-	-	-	-	-	-	-	LIQUOR, INTERNAL REV.
3	3	-	-	-	-	3	1	2	-	SELECTIVE SERVICE ACT
-	-	-	-	-	-	-	-	-	-	OTHER SPECIAL OFFENSES (FEDERAL STATUTES)
291	113	84	59	35	10	48	47	-	1	MARYLAND TOTAL
-	-	-	-	-	-	-	-	-	-	HOMICIDE
1	-	-	1	-	-	-	-	-	-	ROBBERY
2	-	-	1	-	-	-	-	-	-	ASSAULT
89	56	24	7	2	-	-	-	-	-	BURGLARY
12	1	1	8	2	-	20	20	-	-	LARCENY AND THEFT
47	2	10	15	20	-	1	-	-	1	EMBEZZLEMENT
-	-	-	-	-	-	-	-	-	-	FRAUD
6	-	1	4	1	-	-	-	-	-	AUTO THEFT
-	-	-	-	-	-	-	-	-	-	FORGERY, COUNTERFEIT
9	8	1	-	-	-	-	-	-	-	SEX OFFENSES
20	11	4	3	2	-	2	2	-	-	MARIJUANA
13	1	2	8	2	-	-	-	-	-	NARCOTICS
8	4	1	-	3	-	1	1	-	-	WEAPONS AND FIREARMS
73	30	36	7	-	-	18	18	-	-	ESCAPE
1	-	-	1	-	-	-	-	-	-	OTHER GENERAL OFFENSES
-	-	-	-	-	-	-	-	-	-	IMMIGRATION LAWS
-	-	-	-	-	-	-	-	-	-	LIQUOR, INTERNAL REV.
10	-	4	4	2	-	6	6	-	-	SELECTIVE SERVICE ACT
-	-	-	-	-	-	-	-	-	-	OTHER SPECIAL OFFENSES (FEDERAL STATUTES)

**TABLE 3**  
**UNITED STATES DISTRICT COURTS**  
**TYPE AND LENGTH OF SENTENCES FOR CONVICTED DEFENDANTS BY OFFENSE**  
**TWELVE MONTH PERIOD ENDED JUNE 30, 1979**

DISTRICT AND OFFENSE	TOTAL	TERMS OF IMPRISONMENT						PROBATION TERMS OF SPLIT SENTENCES				
		TOTAL	12 MOS. AND UNDER	13-24 MOS.	25-36 MOS.	37-60 MOS.	61 MOS. AND OVER	TOTAL	12 MOS AND UNDER	13-24 MOS.	25-48 MOS.	49 MOS. AND OVER
NORTH CAROLINA EASTERN TOTAL	239	74	4	2	21	27	20	35	-	1	5	29
HOMICIDE	-	-	-	-	-	-	-	-	-	-	-	-
ROBBERY	13	10	-	-	-	1	9	1	-	-	-	1
ASSAULT	4	4	-	-	2	1	1	-	-	-	-	-
BURGLARY	1	1	-	-	-	1	-	-	-	-	-	-
LARCENY AND THEFT	38	8	-	1	3	4	-	9	-	-	-	9
EMBEZZLEMENT	14	-	-	-	-	-	-	3	-	-	-	3
FRAUD	55	7	1	-	4	1	1	8	-	1	3	4
AUTO THEFT	2	2	-	-	-	2	-	-	-	-	-	-
FORGERY, COUNTERFEIT	30	7	1	-	1	5	-	4	-	-	1	3
SEX OFFENSES	-	-	-	-	-	-	-	-	-	-	-	-
MARIJUANA	12	9	-	-	1	5	3	3	-	-	1	2
NARCOTICS	23	17	1	-	9	6	1	3	-	-	-	3
WEAPONS AND FIREARMS	12	1	-	1	-	-	-	1	-	-	-	1
ESCAPE	3	1	1	-	-	-	-	1	-	-	-	1
OTHER GENERAL OFFENSES	13	7	-	-	1	1	5	1	-	-	-	1
IMMIGRATION LAWS	1	-	-	-	-	-	-	-	-	-	-	-
LIQUOR, INTERNAL REV.	10	-	-	-	-	-	-	-	-	-	-	-
SELECTIVE SERVICE ACT	-	-	-	-	-	-	-	-	-	-	-	-
OTHER SPECIAL OFFENSES (FEDERAL STATUTES)	8	-	-	-	-	-	-	1	-	-	-	1
NORTH CAROLINA MIDDLE TOTAL	205	114	13	41	21	14	25	39	-	-	15	24
HOMICIDE	-	-	-	-	-	-	-	-	-	-	-	-
ROBBERY	15	15	-	-	-	-	15	-	-	-	-	-
ASSAULT	1	1	1	-	-	-	-	-	-	-	-	-
BURGLARY	2	1	-	-	-	1	-	-	-	-	-	-
LARCENY AND THEFT	56	34	7	18	6	2	1	10	-	-	2	8
EMBEZZLEMENT	14	1	-	1	-	-	-	5	-	-	5	-
FRAUD	30	10	3	3	2	1	1	5	-	-	1	4
AUTO THEFT	3	3	-	-	3	-	-	-	-	-	-	-
FORGERY, COUNTERFEIT	22	14	-	7	4	2	1	3	-	-	2	1
SEX OFFENSES	-	-	-	-	-	-	-	-	-	-	-	-
MARIJUANA	-	-	-	-	-	-	-	-	-	-	-	-
NARCOTICS	17	15	-	2	4	5	4	2	-	-	2	-
WEAPONS AND FIREARMS	12	6	-	4	-	2	-	3	-	-	1	2
ESCAPE	4	3	2	1	-	-	-	-	-	-	-	-
OTHER GENERAL OFFENSES	8	6	-	1	1	1	3	1	-	-	-	1
IMMIGRATION LAWS	-	-	-	-	-	-	-	-	-	-	-	-
LIQUOR, INTERNAL REV.	16	5	-	4	1	-	-	9	-	-	1	8
SELECTIVE SERVICE ACT	-	-	-	-	-	-	-	-	-	-	-	-
OTHER SPECIAL OFFENSES (FEDERAL STATUTES)	5	-	-	-	-	-	-	1	-	-	1	-
NORTH CAROLINA WESTERN TOTAL	268	69	2	16	11	19	21	-	-	-	-	-
HOMICIDE	1	1	-	-	-	1	-	-	-	-	-	-
ROBBERY	12	12	-	-	-	-	12	-	-	-	-	-
ASSAULT	7	1	-	-	-	1	-	-	-	-	-	-
BURGLARY	-	-	-	-	-	-	-	-	-	-	-	-
LARCENY AND THEFT	53	14	-	4	3	4	3	-	-	-	-	-
EMBEZZLEMENT	15	-	-	-	-	-	-	-	-	-	-	-
FRAUD	42	7	-	1	2	4	-	-	-	-	-	-
AUTO THEFT	10	9	-	1	2	6	-	-	-	-	-	-
FORGERY, COUNTERFEIT	48	10	-	5	3	2	-	-	-	-	-	-
SEX OFFENSES	1	1	-	-	-	1	-	-	-	-	-	-
MARIJUANA	5	-	-	-	-	-	-	-	-	-	-	-
NARCOTICS	2	1	-	-	1	-	-	-	-	-	-	-
WEAPONS AND FIREARMS	21	4	1	3	-	-	-	-	-	-	-	-
ESCAPE	1	1	1	-	-	-	-	-	-	-	-	-
OTHER GENERAL OFFENSES	12	8	-	2	-	-	6	-	-	-	-	-
IMMIGRATION LAWS	2	-	-	-	-	-	-	-	-	-	-	-
LIQUOR, INTERNAL REV.	5	-	-	-	-	-	-	-	-	-	-	-
SELECTIVE SERVICE ACT	-	-	-	-	-	-	-	-	-	-	-	-
OTHER SPECIAL OFFENSES (FEDERAL STATUTES)	31	-	-	-	-	-	-	-	-	-	-	-

**TABLE 3**  
**UNITED STATES DISTRICT COURTS**  
**TYPE AND LENGTH OF SENTENCES FOR CONVICTED DEFENDANTS BY OFFENSE**  
**TWELVE MONTH PERIOD ENDED JUNE 30, 1979**

TOTAL	TERMS OF PROBATION				PROBATION W/O SUPERVISION SUSPENDED SENTENCE	FINE ONLY				DISTRICT AND OFFENSE
	12 MOS. AND UNDER	13-24 MOS.	25-48 MOS.	49 MOS. AND OVER		TOTAL	LESS THAN \$1,000	\$1,000- 9,999	\$10,000 AND OVER	
129	9	17	32	71	1	-	-	-	-	NORTH CAROLINA EASTERN TOTAL
-	-	-	-	-	-	-	-	-	-	HOMICIDE
1	-	-	-	1	1	-	-	-	-	ROBBERY
-	-	-	-	-	-	-	-	-	-	ASSAULT
21	1	1	6	13	-	-	-	-	-	BURGLARY
11	-	-	-	11	-	-	-	-	-	LARCENY AND THEFT
40	3	13	7	17	-	-	-	-	-	EMBEZZLEMENT
-	-	-	-	-	-	-	-	-	-	FRAUD
19	1	-	5	13	-	-	-	-	-	AUTO THEFT
-	-	-	-	-	-	-	-	-	-	FORGERY, COUNTERFEIT.
-	-	-	-	-	-	-	-	-	-	SEX OFFENSES
3	-	-	1	2	-	-	-	-	-	MARIHUANA
10	1	1	2	6	-	-	-	-	-	NARCOTICS
1	-	-	-	1	-	-	-	-	-	WEAPONS AND FIREARMS
5	-	-	1	4	-	-	-	-	-	ESCAPE
1	-	-	-	1	-	-	-	-	-	OTHER GENERAL OFFENSES
10	1	1	8	-	-	-	-	-	-	IMMIGRATION LAWS
-	-	-	-	-	-	-	-	-	-	LIQUOR, INTERNAL REV.
7	2	1	2	2	-	-	-	-	-	SELECTIVE SERVICE ACT
-	-	-	-	-	-	-	-	-	-	OTHER SPECIAL OFFENSES (FEDERAL STATUTES)
52	1	4	17	30	-	-	-	-	-	NORTH CAROLINA MIDDLE TOTAL
-	-	-	-	-	-	-	-	-	-	HOMICIDE
-	-	-	-	-	-	-	-	-	-	ROBBERY
1	-	-	1	-	-	-	-	-	-	ASSAULT
12	-	1	1	10	-	-	-	-	-	BURGLARY
8	-	-	4	4	-	-	-	-	-	LARCENY AND THEFT
15	-	3	9	3	-	-	-	-	-	EMBEZZLEMENT
-	-	-	-	-	-	-	-	-	-	FRAUD
5	1	-	-	4	-	-	-	-	-	AUTO THEFT
-	-	-	-	-	-	-	-	-	-	FORGERY, COUNTERFEIT.
-	-	-	-	-	-	-	-	-	-	SEX OFFENSES
-	-	-	-	-	-	-	-	-	-	MARIHUANA
3	-	-	1	2	-	-	-	-	-	NARCOTICS
1	-	-	-	1	-	-	-	-	-	WEAPONS AND FIREARMS
1	-	-	-	1	-	-	-	-	-	ESCAPE
2	-	-	-	2	-	-	-	-	-	OTHER GENERAL OFFENSES
-	-	-	-	-	-	-	-	-	-	IMMIGRATION LAWS
4	-	-	1	3	-	-	-	-	-	LIQUOR, INTERNAL REV.
-	-	-	-	-	-	-	-	-	-	SELECTIVE SERVICE ACT
-	-	-	-	-	-	-	-	-	-	OTHER SPECIAL OFFENSES (FEDERAL STATUTES)
182	14	22	113	33	2	15	9	6	-	NORTH CAROLINA WESTERN TOTAL
-	-	-	-	-	-	-	-	-	-	HOMICIDE
6	-	3	3	-	-	-	-	-	-	ROBBERY
-	-	-	-	-	-	-	-	-	-	ASSAULT
39	3	2	28	6	-	-	-	-	-	BURGLARY
13	-	2	8	3	2	-	-	-	-	LARCENY AND THEFT
31	2	-	22	7	-	4	-	4	-	EMBEZZLEMENT
1	-	-	-	1	-	-	-	-	-	FRAUD
38	-	-	25	13	-	-	-	-	-	AUTO THEFT
-	-	-	-	-	-	-	-	-	-	FORGERY, COUNTERFEIT.
5	4	-	1	-	-	-	-	-	-	SEX OFFENSES
1	1	-	-	-	-	-	-	-	-	MARIHUANA
17	1	2	14	-	-	-	-	-	-	NARCOTICS
-	-	-	-	-	-	-	-	-	-	WEAPONS AND FIREARMS
4	-	-	4	-	-	-	-	-	-	ESCAPE
2	-	2	-	-	-	-	-	-	-	OTHER GENERAL OFFENSES
5	-	5	-	-	-	-	-	-	-	IMMIGRATION LAWS
-	-	-	-	-	-	-	-	-	-	LIQUOR, INTERNAL REV.
20	3	6	8	3	-	11	9	2	-	SELECTIVE SERVICE ACT
-	-	-	-	-	-	-	-	-	-	OTHER SPECIAL OFFENSES (FEDERAL STATUTES)

**TABLE 3**  
**UNITED STATES DISTRICT COURTS**  
**TYPE AND LENGTH OF SENTENCES FOR CONVICTED DEFENDANTS BY OFFENSE**  
**TWELVE MONTH PERIOD ENDED JUNE 30, 1979**

DISTRICT AND OFFENSE	TOTAL	TERMS OF IMPRISONMENT						PROBATION TERMS OF SPLIT SENTENCES				
		TOTAL	12 MOS. AND UNDER	13-24 MOS.	25-36 MOS.	37-60 MOS.	61 MOS. AND OVER	TOTAL	12 MOS. AND UNDER	13-24 MOS.	25-48 MOS.	49 MOS. AND OVER
SOUTH CAROLINA TOTAL	353	133	13	23	10	57	30	33	-	1	12	20
HOMICIDE	-	-	-	-	-	-	-	-	-	-	-	-
ROBBERY	18	18	-	-	-	3	15	-	-	-	-	-
ASSAULT	4	1	-	-	-	1	-	1	-	-	-	1
BURGLARY	-	-	-	-	-	-	-	-	-	-	-	-
LARCENY AND THEFT	56	20	2	4	3	11	-	9	-	1	6	2
EMBEZZLEMENT	20	1	-	1	-	-	-	4	-	-	2	2
FRAUD	69	9	3	1	-	5	-	2	-	-	-	2
AUTO THEFT	40	17	1	3	3	8	2	2	-	-	1	1
FORGERY, COUNTERFEIT.	36	19	-	4	2	11	2	-	-	-	-	-
SEX OFFENSES	1	1	-	-	-	1	-	-	-	-	-	-
MARIHUANA	29	16	3	6	1	6	2	8	-	-	1	7
NARCOTICS	19	18	2	-	1	7	8	-	-	-	-	-
WEAPONS AND FIREARMS	22	6	1	3	-	1	1	2	-	-	2	-
ESCAPE	4	1	-	1	-	-	-	3	-	-	-	3
OTHER GENERAL OFFENSES	10	3	-	-	-	3	-	-	-	-	-	-
IMMIGRATION LAWS	-	-	-	-	-	-	-	-	-	-	-	-
LIQUOR, INTERNAL REV.	1	-	-	-	-	-	-	1	-	-	-	1
SELECTIVE SERVICE ACT	-	-	-	-	-	-	-	-	-	-	-	-
OTHER SPECIAL OFFENSES (FEDERAL STATUTES)	24	1	1	-	-	-	-	1	-	-	-	1
VIRGINIA EASTERN TOTAL	955	165	56	23	23	34	29	101	4	24	55	18
HOMICIDE	2	1	-	-	-	-	1	1	-	-	1	-
ROBBERY	22	21	1	-	1	4	15	1	-	-	-	1
ASSAULT	22	7	2	-	4	1	-	1	-	1	-	-
BURGLARY	3	1	-	-	-	1	-	-	-	-	-	-
LARCENY AND THEFT	210	26	17	2	3	1	3	7	-	1	4	2
EMBEZZLEMENT	36	7	5	-	1	1	-	6	-	2	3	1
FRAUD	106	10	2	2	4	1	1	34	3	7	17	7
AUTO THEFT	15	7	-	2	-	5	-	1	-	-	1	-
FORGERY, COUNTERFEIT.	39	19	4	3	2	7	3	13	-	1	8	4
SEX OFFENSES	10	3	-	-	1	2	-	-	-	-	-	-
MARIHUANA	34	9	3	3	2	-	1	4	-	2	1	1
NARCOTICS	34	18	2	4	4	7	1	6	-	2	3	1
WEAPONS AND FIREARMS	28	11	-	6	-	2	2	4	-	-	3	1
ESCAPE	18	7	6	-	-	1	-	9	-	3	6	-
OTHER GENERAL OFFENSES	327	10	6	1	1	1	1	10	-	3	7	-
IMMIGRATION LAWS	6	4	4	-	-	-	-	-	-	-	-	-
LIQUOR, INTERNAL REV.	-	-	-	-	-	-	-	-	-	-	-	-
SELECTIVE SERVICE ACT	-	-	-	-	-	-	-	-	-	-	-	-
OTHER SPECIAL OFFENSES (FEDERAL STATUTES)	43	4	4	-	-	-	-	4	1	2	1	-
VIRGINIA WESTERN TOTAL	138	23	2	2	3	9	7	8	-	2	4	2
HOMICIDE	-	-	-	-	-	-	-	-	-	-	-	-
ROBBERY	5	5	-	-	-	-	5	-	-	-	-	-
ASSAULT	3	-	-	-	-	-	-	-	-	-	-	-
BURGLARY	4	4	-	-	1	3	-	-	-	-	-	-
LARCENY AND THEFT	17	4	1	-	1	2	-	2	-	-	2	-
EMBEZZLEMENT	9	-	-	-	-	-	-	1	-	-	-	-
FRAUD	25	1	-	-	-	1	-	2	-	1	1	-
AUTO THEFT	6	1	-	-	-	-	-	1	-	1	-	-
FORGERY, COUNTERFEIT.	12	2	-	-	-	2	-	1	-	-	1	-
SEX OFFENSES	-	-	-	-	-	-	-	-	-	-	-	-
MARIHUANA	1	-	-	-	-	-	-	-	-	-	-	-
NARCOTICS	1	-	-	-	-	-	-	-	-	-	-	-
WEAPONS AND FIREARMS	14	1	1	-	-	-	-	-	-	-	-	-
ESCAPE	2	2	-	1	1	-	-	-	-	-	-	-
OTHER GENERAL OFFENSES	8	2	-	1	-	-	1	1	-	-	-	1
IMMIGRATION LAWS	-	-	-	-	-	-	-	-	-	-	-	-
LIQUOR, INTERNAL REV.	3	-	-	-	-	-	-	-	-	-	-	-
SELECTIVE SERVICE ACT	-	-	-	-	-	-	-	-	-	-	-	-
OTHER SPECIAL OFFENSES (FEDERAL STATUTES)	28	1	-	-	-	-	1	-	-	-	-	-

**TABLE 3**  
**UNITED STATES DISTRICT COURTS**  
**TYPE AND LENGTH OF SENTENCES FOR CONVICTED DEFENDANTS BY OFFENSE**  
**TWELVE MONTH PERIOD ENDED JUNE 30, 1979**

TOTAL	TERMS OF PROBATION				PROBATION W.O SUPERVISION SUSPENDED SENTENCE	FINE ONLY				DISTRICT AND OFFENSE
	12 MOS. AND UNDER	13-24 MOS.	25-48 MOS.	49 MOS. AND OVER		TOTAL	LESS THAN \$1,000	\$1,000- 9,999	\$10,000 AND OVER	
178	2	13	120	43	2	7	3	2	2	SOUTH CAROLINA TOTAL
-	-	-	-	-	-	-	-	-	-	HOMICIDE
-	-	-	-	-	-	-	-	-	-	ROBBERY
2	-	-	1	1	-	-	-	-	-	ASSAULT
-	-	-	-	-	-	-	-	-	-	BURGLARY
27	1	2	16	8	-	-	-	-	-	LARCENY AND THEFT
15	-	-	14	1	-	-	-	-	-	EMBEZZLEMENT
57	-	4	40	13	-	1	1	-	-	FRAUD
21	-	1	12	8	-	-	-	-	-	AUTO THEFT
17	-	1	13	3	-	-	-	-	-	FORGERY, COUNTERFEIT
-	-	-	-	-	-	-	-	-	-	SEX OFFENSES
3	-	-	2	1	-	-	-	-	-	MARIHUANA
1	-	-	-	1	-	-	-	-	-	NARCOTICS
12	-	3	6	3	1	1	1	-	-	WEAPONS AND FIREARMS
-	-	-	-	-	-	-	-	-	-	ESCAPE
5	1	-	3	1	-	2	-	-	2	OTHER GENERAL OFFENSES
-	-	-	-	-	-	-	-	-	-	IMMIGRATION LAWS
-	-	-	-	-	-	-	-	-	-	LIQUOR, INTERNAL REV.
-	-	-	-	-	-	-	-	-	-	SELECTIVE SERVICE ACT
18	-	2	13	3	1	3	1	2	-	OTHER SPECIAL OFFENSES (FEDERAL STATUTES)
198	72	47	58	21	119	372	359	11	2	VIRGINIA EASTERN TOTAL
-	-	-	-	-	-	-	-	-	-	HOMICIDE
-	-	-	-	-	-	-	-	-	-	ROBBERY
-	-	-	-	-	-	14	14	-	-	ASSAULT
-	-	-	-	-	-	2	2	-	-	BURGLARY
79	42	23	8	6	43	55	55	-	-	LARCENY AND THEFT
17	5	4	7	1	5	1	1	-	-	EMBEZZLEMENT
40	8	7	19	6	11	11	10	1	-	FRAUD
4	2	2	-	-	2	1	1	-	-	AUTO THEFT
6	-	-	3	3	-	1	1	-	-	FORGERY, COUNTERFEIT
1	-	1	-	-	-	6	6	-	-	SEX OFFENSES
2	2	-	-	-	5	14	14	-	-	MARIHUANA
10	-	2	6	2	-	-	-	-	-	NARCOTICS
9	-	5	3	1	2	2	2	-	-	WEAPONS AND FIREARMS
1	-	-	-	-	-	1	1	-	-	ESCAPE
19	9	2	8	-	41	247	247	-	-	OTHER GENERAL OFFENSES
-	-	-	-	-	2	-	-	-	-	IMMIGRATION LAWS
-	-	-	-	-	-	-	-	-	-	LIQUOR, INTERNAL REV.
-	-	-	-	-	-	-	-	-	-	SELECTIVE SERVICE ACT
10	4	1	4	1	8	17	5	10	2	OTHER SPECIAL OFFENSES (FEDERAL STATUTES)
89	11	28	42	8	1	17	12	4	1	VIRGINIA WESTERN TOTAL
-	-	-	-	-	-	-	-	-	-	HOMICIDE
3	1	1	-	1	-	-	-	-	-	ROBBERY
-	-	-	-	-	-	-	-	-	-	ASSAULT
9	1	6	2	-	-	2	2	-	-	BURGLARY
8	-	2	4	2	-	-	-	-	-	LARCENY AND THEFT
19	2	6	7	4	1	2	-	1	1	EMBEZZLEMENT
4	-	2	2	-	-	-	-	-	-	FRAUD
9	-	2	7	-	-	-	-	-	-	AUTO THEFT
-	-	-	-	-	-	-	-	-	-	FORGERY, COUNTERFEIT
1	1	-	-	-	-	-	-	-	-	SEX OFFENSES
1	1	-	-	-	-	-	-	-	-	MARIHUANA
9	-	5	4	-	-	4	1	3	-	NARCOTICS
-	-	-	-	-	-	-	-	-	-	WEAPONS AND FIREARMS
4	2	-	2	-	-	1	1	-	-	ESCAPE
-	-	-	-	-	-	-	-	-	-	OTHER GENERAL OFFENSES
3	-	-	3	-	-	-	-	-	-	IMMIGRATION LAWS
-	-	-	-	-	-	-	-	-	-	LIQUOR, INTERNAL REV.
19	3	4	11	1	-	8	8	-	-	SELECTIVE SERVICE ACT
-	-	-	-	-	-	-	-	-	-	OTHER SPECIAL OFFENSES (FEDERAL STATUTES)

**TABLE 3**  
**UNITED STATES DISTRICT COURTS**  
**TYPE AND LENGTH OF SENTENCES FOR CONVICTED DEFENDANTS BY OFFENSE**  
**TWELVE MONTH PERIOD ENDED JUNE 30, 1979**

DISTRICT AND OFFENSE	TOTAL	TERMS OF IMPRISONMENT						PROBATION TERMS OF SPLIT SENTENCES				
		TOTAL	12 MOS. AND UNDER	13-24 MOS.	25-36 MOS.	37-60 MOS.	61 MOS. AND OVER	TOTAL	12 MOS. AND UNDER	13-24 MOS.	25-48 MOS.	49 MOS. AND OVER
WEST VIRGINIA NORTHERN TOTAL	62	30	4	9	5	9	3	10	-	6	1	3
HOMICIDE	-	-	-	-	-	-	-	-	-	-	-	-
ROBBERY	-	-	-	-	-	-	-	-	-	-	-	-
ASSAULT	-	-	-	-	-	-	-	-	-	-	-	-
BURGLARY	-	-	-	-	-	-	-	-	-	-	-	-
LARCENY AND THEFT	2	1	-	-	-	1	-	-	-	-	-	-
EMBEZZLEMENT	8	1	-	-	1	-	-	2	-	-	-	-
FRAUD	12	4	3	1	-	-	-	4	-	4	-	2
AUTO THEFT	2	-	-	-	-	-	-	-	-	-	-	-
FORGERY, COUNTERFEIT	9	3	-	-	1	2	-	1	-	-	1	-
SEX OFFENSES	1	-	-	-	-	-	-	1	-	1	-	-
MARIHUANA	-	-	-	-	-	-	-	-	-	-	-	-
NARCOTICS	7	3	-	1	1	-	1	-	-	-	-	-
WEAPONS AND FIREARMS	2	1	-	1	-	-	-	-	-	-	-	-
ESCAPE	10	10	1	6	1	1	1	-	-	-	-	-
OTHER GENERAL OFFENSES	7	5	-	-	2	2	1	2	-	1	-	1
IMMIGRATION LAWS	-	-	-	-	-	-	-	-	-	-	-	-
LIQUOR, INTERNAL REV.	-	-	-	-	-	-	-	-	-	-	-	-
SELECTIVE SERVICE ACT	-	-	-	-	-	-	-	-	-	-	-	-
OTHER SPECIAL OFFENSES (FEDERAL STATUTES)	2	2	-	-	-	2	-	-	-	-	-	-
WEST VIRGINIA SOUTHERN TOTAL	164	57	6	14	8	19	10	11	-	2	2	7
HOMICIDE	-	-	-	-	-	-	-	-	-	-	-	-
ROBBERY	4	4	-	1	-	-	3	-	-	-	-	-
ASSAULT	-	-	-	-	-	-	-	-	-	-	-	-
BURGLARY	3	2	-	-	-	2	-	-	-	-	-	-
LARCENY AND THEFT	13	5	-	1	2	1	1	2	-	1	1	-
EMBEZZLEMENT	2	-	-	-	-	-	-	-	-	-	-	-
FRAUD	22	3	-	1	-	1	1	2	-	-	-	2
AUTO THEFT	2	1	-	-	1	-	-	1	-	-	1	-
FORGERY, COUNTERFEIT	6	2	-	1	-	1	-	1	-	-	-	1
SEX OFFENSES	-	-	-	-	-	-	-	-	-	-	-	-
MARIHUANA	2	-	-	-	-	-	-	1	-	-	-	1
NARCOTICS	22	17	1	3	1	10	2	-	-	-	-	-
WEAPONS AND FIREARMS	16	12	1	5	1	3	2	1	-	1	-	-
ESCAPE	9	8	4	1	2	1	-	1	-	-	-	1
OTHER GENERAL OFFENSES	40	2	-	1	-	-	1	2	-	-	-	2
IMMIGRATION LAWS	-	-	-	-	-	-	-	-	-	-	-	-
LIQUOR, INTERNAL REV.	-	-	-	-	-	-	-	-	-	-	-	-
SELECTIVE SERVICE ACT	-	-	-	-	-	-	-	-	-	-	-	-
OTHER SPECIAL OFFENSES (FEDERAL STATUTES)	23	1	-	-	1	-	-	-	-	-	-	-
ALABAMA NORTHERN TOTAL	544	179	26	50	55	29	19	24	-	4	14	6
HOMICIDE	-	-	-	-	-	-	-	-	-	-	-	-
ROBBERY	12	12	-	1	-	-	11	-	-	-	-	-
ASSAULT	2	2	-	2	-	-	-	-	-	-	-	-
BURGLARY	5	3	-	-	-	3	-	-	-	-	-	-
LARCENY AND THEFT	93	45	7	12	19	7	-	3	-	1	2	-
EMBEZZLEMENT	22	3	2	-	1	-	-	1	-	-	1	-
FRAUD	26	7	4	1	-	2	-	3	-	1	1	1
AUTO THEFT	53	35	4	17	11	3	-	3	-	-	2	1
FORGERY, COUNTERFEIT	113	38	3	8	18	8	1	5	-	-	4	1
SEX OFFENSES	1	1	-	-	-	1	-	-	-	-	-	-
MARIHUANA	3	-	-	-	-	-	-	-	-	-	-	-
NARCOTICS	26	13	2	-	3	2	6	2	-	-	1	1
WEAPONS AND FIREARMS	20	3	-	1	2	-	-	5	-	1	3	1
ESCAPE	2	1	1	-	-	-	-	-	-	-	-	-
OTHER GENERAL OFFENSES	130	5	3	-	-	1	1	-	-	-	-	-
IMMIGRATION LAWS	-	-	-	-	-	-	-	-	-	-	-	-
LIQUOR, INTERNAL REV.	1	-	-	-	-	-	-	-	-	-	-	-
SELECTIVE SERVICE ACT	-	-	-	-	-	-	-	-	-	-	-	-
OTHER SPECIAL OFFENSES (FEDERAL STATUTES)	35	11	-	8	1	2	-	2	-	1	-	1

**TABLE 3**  
**UNITED STATES DISTRICT COURTS**  
**TYPE AND LENGTH OF SENTENCES FOR CONVICTED DEFENDANTS BY OFFENSE**  
**TWELVE MONTH PERIOD ENDED JUNE 30, 1979**

TOTAL	TERMS OF PROBATION				PROBATION W/O SUPERVISION SUSPENDED SENTENCE	FINE ONLY				DISTRICT AND OFFENSE
	12 MOS. AND UNDER	13-24 MOS.	25-48 MOS.	49 MOS. AND OVER		TOTAL	LESS THAN \$1000	\$1,000- 9,999	\$10,000 AND OVER	
20	-	1	11	8	-	2	-	-	2	WEST VIRGINIA NORTHERN TOTAL
-	-	-	-	-	-	-	-	-	-	HOMICIDE
-	-	-	-	-	-	-	-	-	-	ROBBERY
-	-	-	-	-	-	-	-	-	-	ASSAULT
-	-	-	-	-	-	-	-	-	-	BURGLARY
1	-	-	-	1	-	-	-	-	-	LARCENY AND THEFT
5	-	1	3	1	-	-	-	-	-	EMBEZZLEMENT
3	-	-	3	-	-	1	-	-	-	FRAUD
2	-	-	1	1	-	-	-	-	1	AUTO THEFT
5	-	-	1	4	-	-	-	-	-	FORGERY, COUNTERFEIT.
-	-	-	-	-	-	-	-	-	-	SEX OFFENSES
3	-	-	3	-	-	1	-	-	1	MARIJUANA
1	-	-	-	1	-	-	-	-	-	NARCOTICS
-	-	-	-	-	-	-	-	-	-	WEAPONS AND FIREARMS
-	-	-	-	-	-	-	-	-	-	ESCAPE
-	-	-	-	-	-	-	-	-	-	OTHER GENERAL OFFENSES
-	-	-	-	-	-	-	-	-	-	IMMIGRATION LAWS
-	-	-	-	-	-	-	-	-	-	LIQUOR, INTERNAL REV.
-	-	-	-	-	-	-	-	-	-	SELECTIVE SERVICE ACT
-	-	-	-	-	-	-	-	-	-	OTHER SPECIAL OFFENSES (FEDERAL STATUTES)
56	11	8	16	21	1	39	4	26	9	WEST VIRGINIA SOUTHERN TOTAL
-	-	-	-	-	-	-	-	-	-	HOMICIDE
-	-	-	-	-	-	-	-	-	-	ROBBERY
-	-	-	-	-	-	-	-	-	-	ASSAULT
1	-	-	1	-	-	-	-	-	-	BURGLARY
6	-	1	-	3	-	-	-	-	-	LARCENY AND THEFT
2	-	-	2	1	-	-	-	-	-	EMBEZZLEMENT
16	2	2	7	5	-	1	-	1	-	FRAUD
3	-	-	2	1	-	-	-	-	-	AUTO THEFT
-	-	-	-	-	-	-	-	-	-	FORGERY, COUNTERFEIT.
1	-	-	-	1	-	-	-	-	-	SEX OFFENSES
5	1	-	-	4	-	-	-	-	-	MARIJUANA
2	-	1	1	-	1	-	-	-	-	NARCOTICS
-	-	-	-	-	-	-	-	-	-	WEAPONS AND FIREARMS
5	1	-	1	3	-	31	-	23	8	ESCAPE
-	-	-	-	-	-	-	-	-	-	OTHER GENERAL OFFENSES
-	-	-	-	-	-	-	-	-	-	IMMIGRATION LAWS
-	-	-	-	-	-	-	-	-	-	LIQUOR, INTERNAL REV.
15	7	4	1	3	-	7	4	2	1	SELECTIVE SERVICE ACT
-	-	-	-	-	-	-	-	-	-	OTHER SPECIAL OFFENSES (FEDERAL STATUTES)
209	12	45	112	40	9	123	119	4	-	ALABAMA NORTHERN TOTAL
-	-	-	-	-	-	-	-	-	-	HOMICIDE
-	-	-	-	-	-	-	-	-	-	ROBBERY
-	-	-	-	-	-	-	-	-	-	ASSAULT
2	-	-	-	2	-	-	-	-	-	BURGLARY
44	1	10	26	7	-	1	1	-	-	LARCENY AND THEFT
18	-	3	10	5	-	-	-	-	-	EMBEZZLEMENT
15	-	2	9	4	1	-	-	-	-	FRAUD
14	1	-	12	1	-	1	1	-	-	AUTO THEFT
70	-	20	38	12	-	-	-	-	-	FORGERY, COUNTERFEIT.
3	3	-	-	-	-	-	-	-	-	SEX OFFENSES
11	-	1	6	4	-	-	-	-	-	MARIJUANA
10	1	4	4	1	-	2	2	-	-	NARCOTICS
1	-	-	1	-	-	-	-	-	-	WEAPONS AND FIREARMS
5	4	-	1	-	8	112	109	3	-	ESCAPE
-	-	-	-	-	-	-	-	-	-	OTHER GENERAL OFFENSES
-	-	-	-	-	-	-	-	-	-	IMMIGRATION LAWS
-	-	-	-	-	-	-	-	-	-	LIQUOR, INTERNAL REV.
15	2	5	4	4	-	7	6	1	-	SELECTIVE SERVICE ACT
-	-	-	-	-	-	-	-	-	-	OTHER SPECIAL OFFENSES (FEDERAL STATUTES)

**TABLE 3**  
**UNITED STATES DISTRICT COURTS**  
**TYPE AND LENGTH OF SENTENCES FOR CONVICTED DEFENDANTS BY OFFENSE**  
**TWELVE MONTH PERIOD ENDED JUNE 30, 1979**

DISTRICT AND OFFENSE	TOTAL	TERMS OF IMPRISONMENT						PROBATION TERMS OF SPLIT SENTENCES				
		TOTAL	12 MOS. AND UNDER	13-24 MOS.	25-36 MOS.	37-60 MOS.	61 MOS. AND OVER	TOTAL	12 MOS. AND UNDER	13-24 MOS.	25-48 MOS.	49 MOS. AND OVER
ALABAMA MIDDLE TOTAL	215	78	26	12	13	16	11	8	-	1	6	1
HOMICIDE	-	-	-	-	-	-	-	-	-	-	-	-
ROBBERY	3	3	-	-	-	-	3	-	-	-	-	-
ASSAULT	2	2	-	-	1	-	1	-	-	-	-	-
BURGLARY	2	1	-	-	-	1	-	-	-	-	-	-
LARCENY AND THEFT	55	8	2	-	4	2	-	1	-	1	-	-
EMBEZZLEMENT	8	3	1	1	1	-	-	2	-	-	2	-
FRAUD	19	9	-	4	1	-	4	-	-	-	-	-
AUTO THEFT	8	5	-	1	3	1	-	-	-	-	-	-
FORGERY, COUNTERFEIT.	7	4	2	-	-	1	1	1	-	-	1	-
SEX OFFENSES	-	-	-	-	-	-	-	-	-	-	-	-
MARIJUANA	11	10	-	5	-	4	1	-	-	-	-	-
NARCOTICS	9	7	-	1	1	4	1	-	-	-	-	-
WEAPONS AND FIREARMS	11	6	1	-	2	3	-	3	-	-	3	-
ESCAPE	11	10	10	-	-	-	-	1	-	-	-	1
OTHER GENERAL OFFENSES	60	9	9	-	-	-	-	-	-	-	-	-
IMMIGRATION LAWS	-	-	-	-	-	-	-	-	-	-	-	-
LIQUOR, INTERNAL REV.	-	-	-	-	-	-	-	-	-	-	-	-
SELECTIVE SERVICE ACT	-	-	-	-	-	-	-	-	-	-	-	-
OTHER SPECIAL OFFENSES (FEDERAL STATUTES)	9	1	1	-	-	-	-	-	-	-	-	-
ALABAMA SOUTHERN TOTAL	118	50	1	2	16	19	12	15	-	5	9	1
HOMICIDE	-	-	-	-	-	-	-	-	-	-	-	-
ROBBERY	5	5	-	-	-	2	3	-	-	-	-	-
ASSAULT	-	-	-	-	-	-	-	-	-	-	-	-
BURGLARY	2	1	-	-	-	1	-	-	-	-	-	-
LARCENY AND THEFT	10	2	-	-	-	1	1	1	-	-	1	-
EMBEZZLEMENT	6	-	-	-	-	-	-	1	-	1	-	-
FRAUD	15	3	-	-	1	1	1	3	-	-	3	-
AUTO THEFT	3	3	-	-	3	-	-	-	-	-	-	-
FORGERY, COUNTERFEIT.	35	10	-	-	6	3	1	8	-	4	4	-
SEX OFFENSES	-	-	-	-	-	-	-	-	-	-	-	-
MARIJUANA	15	13	-	-	3	6	4	1	-	-	-	1
NARCOTICS	4	4	-	-	1	2	1	-	-	-	-	-
WEAPONS AND FIREARMS	10	4	-	1	2	-	1	-	-	-	-	-
ESCAPE	1	1	1	-	-	-	-	-	-	-	-	-
OTHER GENERAL OFFENSES	4	3	-	1	-	2	-	-	-	-	-	-
IMMIGRATION LAWS	-	-	-	-	-	-	-	-	-	-	-	-
LIQUOR, INTERNAL REV.	5	1	-	-	-	1	-	1	-	-	1	-
SELECTIVE SERVICE ACT	-	-	-	-	-	-	-	-	-	-	-	-
OTHER SPECIAL OFFENSES (FEDERAL STATUTES)	3	-	-	-	-	-	-	-	-	-	-	-
FLORIDA NORTHERN TOTAL	110	66	8	13	15	21	9	8	-	-	6	2
HOMICIDE	-	-	-	-	-	-	-	-	-	-	-	-
ROBBERY	2	2	-	-	-	-	2	-	-	-	-	-
ASSAULT	1	1	1	-	-	-	-	-	-	-	-	-
BURGLARY	1	1	-	-	-	1	-	-	-	-	-	-
LARCENY AND THEFT	9	4	-	1	2	1	-	-	-	-	-	-
EMBEZZLEMENT	6	3	-	1	1	1	-	2	-	-	1	1
FRAUD	28	8	1	-	3	2	2	1	-	-	1	-
AUTO THEFT	3	3	-	1	1	1	-	-	-	-	-	-
FORGERY, COUNTERFEIT.	20	13	-	2	8	3	-	7	-	-	1	1
SEX OFFENSES	1	1	-	-	-	1	-	-	-	-	-	-
MARIJUANA	15	12	2	-	-	7	3	2	-	-	2	-
NARCOTICS	5	3	1	-	-	2	-	-	-	-	-	-
WEAPONS AND FIREARMS	-	-	-	-	-	-	-	-	-	-	-	-
ESCAPE	9	9	2	7	-	-	-	-	-	-	-	-
OTHER GENERAL OFFENSES	4	3	-	1	-	-	2	-	-	-	-	-
IMMIGRATION LAWS	1	1	-	-	-	1	-	-	-	-	-	-
LIQUOR, INTERNAL REV.	-	-	-	-	-	-	-	-	-	-	-	-
SELECTIVE SERVICE ACT	-	-	-	-	-	-	-	-	-	-	-	-
OTHER SPECIAL OFFENSES (FEDERAL STATUTES)	5	2	1	-	-	1	-	1	-	-	1	-



**TABLE 3**  
**UNITED STATES DISTRICT COURTS**  
**TYPE AND LENGTH OF SENTENCES FOR CONVICTED DEFENDANTS BY OFFENSE**  
**TWELVE MONTH PERIOD ENDED JUNE 30, 1979**

TOTAL	TERMS OF PROBATION				PROBATION W/O SUPERVISION SUSPENDED SENTENCE	FINE ONLY				DISTRICT AND OFFENSE
	12 MOS. AND UNDER	13-24 MOS.	25-48 MOS.	49 MOS. AND OVER		TOTAL	LESS THAN \$1,000	\$1,000- 9,999	\$10,000 AND OVER	
54	23	4	21	6	-	75	63	7	5	ALABAMA MIDDLE TOTAL
-	-	-	-	-	-	-	-	-	-	HOMICIDE
-	-	-	-	-	-	-	-	-	-	ROBBERY
-	-	-	-	-	-	-	-	-	-	ASSAULT
1	-	-	1	-	-	-	-	-	-	BURGLARY
26	18	-	7	1	-	20	18	2	-	LARCENY AND THEFT
3	-	1	1	1	-	-	-	-	-	EMBEZZLEMENT
10	1	-	6	1	-	-	-	-	-	FRAUD
3	-	-	2	1	-	-	-	-	-	AUTO THEFT
2	-	1	1	-	-	-	-	-	-	FORGERY, COUNTERFEIT
-	-	-	-	-	-	1	-	-	-	SEX OFFENSES
2	-	-	-	-	-	-	-	-	1	MARIHUANA
2	1	1	-	2	-	-	-	-	-	NARCOTICS
-	-	-	-	-	-	-	-	-	-	WEAPONS AND FIREARMS
4	3	1	-	-	-	47	42	1	4	ESCAPE
-	-	-	-	-	-	-	-	-	-	OTHER GENERAL OFFENSES
-	-	-	-	-	-	-	-	-	-	IMMIGRATION LAWS
-	-	-	-	-	-	-	-	-	-	LIQUOR, INTERNAL REV.
1	-	-	1	-	-	7	3	4	-	SELECTIVE SERVICE ACT
-	-	-	-	-	-	-	-	-	-	OTHER SPECIAL OFFENSES (FEDERAL STATUTES)
48	5	10	25	8	-	5	4	-	1	ALABAMA SOUTHERN TOTAL
-	-	-	-	-	-	-	-	-	-	HOMICIDE
-	-	-	-	-	-	-	-	-	-	ROBBERY
1	-	-	1	-	-	-	-	-	-	ASSAULT
7	1	4	1	1	-	-	-	-	-	BURGLARY
5	-	1	4	-	-	-	-	-	-	LARCENY AND THEFT
9	2	-	5	2	-	-	-	-	-	EMBEZZLEMENT
-	-	-	-	-	-	-	-	-	-	FRAUD
17	2	4	8	3	-	-	-	-	-	AUTO THEFT
-	-	-	-	-	-	-	-	-	-	FORGERY, COUNTERFEIT
1	-	-	1	-	-	-	-	-	-	SEX OFFENSES
-	-	-	-	-	-	-	-	-	-	MARIHUANA
6	-	1	3	2	-	-	-	-	-	NARCOTICS
-	-	-	-	-	-	-	-	-	-	WEAPONS AND FIREARMS
-	-	-	-	-	-	1	-	-	1	ESCAPE
-	-	-	-	-	-	-	-	-	-	OTHER GENERAL OFFENSES
2	-	-	2	-	-	1	1	-	-	IMMIGRATION LAWS
-	-	-	-	-	-	-	-	-	-	LIQUOR, INTERNAL REV.
-	-	-	-	-	-	3	3	-	-	SELECTIVE SERVICE ACT
-	-	-	-	-	-	-	-	-	-	OTHER SPECIAL OFFENSES (FEDERAL STATUTES)
25	-	1	20	4	-	11	10	1	-	FLORIDA NORTHERN TOTAL
-	-	-	-	-	-	-	-	-	-	HOMICIDE
-	-	-	-	-	-	-	-	-	-	ROBBERY
-	-	-	-	-	-	-	-	-	-	ASSAULT
5	-	-	4	1	-	-	-	-	-	BURGLARY
1	-	-	1	-	-	-	-	-	-	LARCENY AND THEFT
10	-	-	10	-	-	9	8	1	-	EMBEZZLEMENT
-	-	-	-	-	-	-	-	-	-	FRAUD
5	-	-	4	1	-	-	-	-	-	AUTO THEFT
-	-	-	-	-	-	-	-	-	-	FORGERY, COUNTERFEIT
1	-	1	-	-	-	-	-	-	-	SEX OFFENSES
2	-	-	1	1	-	-	-	-	-	MARIHUANA
-	-	-	-	-	-	-	-	-	-	NARCOTICS
-	-	-	-	-	-	-	-	-	-	WEAPONS AND FIREARMS
-	-	-	-	-	-	1	1	-	-	ESCAPE
-	-	-	-	-	-	-	-	-	-	OTHER GENERAL OFFENSES
-	-	-	-	-	-	-	-	-	-	IMMIGRATION LAWS
-	-	-	-	-	-	-	-	-	-	LIQUOR, INTERNAL REV.
1	-	-	-	1	-	1	1	-	-	SELECTIVE SERVICE ACT
-	-	-	-	-	-	-	-	-	-	OTHER SPECIAL OFFENSES (FEDERAL STATUTES)

**TABLE 3**  
**UNITED STATES DISTRICT COURTS**  
**TYPE AND LENGTH OF SENTENCES FOR CONVICTED DEFENDANTS BY OFFENSE**  
**TWELVE MONTH PERIOD ENDED JUNE 30, 1979**

DISTRICT AND OFFENSE	TOTAL	TERMS OF IMPRISONMENT						PROBATION TERMS OF SPLIT SENTENCES				
		TOTAL	12 MOS. AND UNDER	13-24 MOS.	25-36 MOS.	37-60 MOS.	61 MOS. AND OVER	TOTAL	12 MOS. AND UNDER	13-24 MOS.	25-48 MOS.	49 MOS. AND OVER
FLORIDA MIDDLE TOTAL	537	254	23	59	70	69	33	60	1	23	29	7
HOMICIDE	-	-	-	-	-	-	-	-	-	-	-	-
ROBBERY	16	14	-	-	-	2	12	-	-	-	-	-
ASSAULT	3	2	-	-	-	-	2	-	-	-	-	-
BURGLARY	3	1	-	-	-	1	-	-	-	-	-	-
LARCENY AND THEFT	56	23	4	6	3	7	3	12	-	8	4	-
EMBEZZLEMENT	27	1	-	-	-	1	-	3	-	-	2	1
FRAUD	40	22	4	5	7	4	2	17	1	5	6	-
AUTO THEFT	14	11	-	2	4	5	-	-	-	-	-	5
FORGERY, COUNTERFEIT	76	32	3	13	7	9	-	12	-	3	9	-
SEX OFFENSES	-	-	-	-	-	-	-	-	-	-	-	-
MARIHUANA	80	70	2	20	25	17	6	4	-	-	-	-
NARCOTICS	68	52	5	9	13	18	7	1	-	1	-	1
WEAPONS AND FIREARMS	26	8	1	2	3	2	-	3	-	-	3	-
ESCAPE	4	4	-	1	3	-	-	-	-	-	-	-
OTHER GENERAL OFFENSES	13	7	-	-	3	3	1	-	-	-	-	-
IMMIGRATION LAWS	9	1	1	-	-	-	-	4	-	3	1	-
LIQUOR, INTERNAL REV.	-	-	-	-	-	-	-	-	-	-	-	-
SELECTIVE SERVICE ACT	-	-	-	-	-	-	-	-	-	-	-	-
OTHER SPECIAL OFFENSES (FEDERAL STATUTES)	62	6	3	1	2	-	-	4	-	3	1	-
FLORIDA SOUTHERN TOTAL	603	331	75	75	76	71	34	62	5	33	21	3
HOMICIDE	-	-	-	-	-	-	-	-	-	-	-	-
ROBBERY	18	16	-	-	1	6	9	-	-	-	-	-
ASSAULT	5	1	-	1	-	-	-	-	-	-	-	-
BURGLARY	-	-	-	-	-	-	-	-	-	-	-	-
LARCENY AND THEFT	42	20	9	4	3	2	2	6	2	3	1	-
EMBEZZLEMENT	29	7	3	-	2	2	-	5	-	-	4	1
FRAUD	74	26	11	5	7	1	2	10	-	6	4	-
AUTO THEFT	2	2	-	1	-	1	-	-	-	-	-	-
FORGERY, COUNTERFEIT	57	15	5	3	5	2	-	10	-	5	5	-
SEX OFFENSES	-	-	-	-	-	-	-	-	-	-	-	-
MARIHUANA	79	70	17	24	15	14	-	6	-	6	-	-
NARCOTICS	172	144	9	31	43	40	21	11	1	3	6	1
WEAPONS AND FIREARMS	14	2	1	-	-	1	-	1	-	1	-	-
ESCAPE	5	5	3	2	-	-	-	-	-	-	-	-
OTHER GENERAL OFFENSES	13	7	5	1	-	1	-	-	-	-	-	-
IMMIGRATION LAWS	54	14	10	3	-	1	-	11	2	8	-	1
LIQUOR, INTERNAL REV.	-	-	-	-	-	-	-	-	-	-	-	-
SELECTIVE SERVICE ACT	1	-	-	-	-	-	-	-	-	-	-	-
OTHER SPECIAL OFFENSES (FEDERAL STATUTES)	38	2	2	-	-	-	-	2	-	1	1	-
GEORGIA NORTHERN TOTAL	333	146	28	23	36	32	27	52	3	11	13	25
HOMICIDE	2	2	-	-	-	-	2	-	-	-	-	-
ROBBERY	4	4	-	-	-	1	3	-	-	-	-	-
ASSAULT	2	1	-	-	-	1	-	-	-	-	-	-
BURGLARY	1	1	-	-	-	1	-	-	-	-	-	-
LARCENY AND THEFT	30	14	4	6	2	1	1	7	1	-	3	3
EMBEZZLEMENT	32	7	3	1	3	-	-	6	1	2	-	3
FRAUD	75	24	4	4	6	6	4	16	1	2	2	11
AUTO THEFT	9	6	-	1	4	-	1	-	-	-	-	-
FORGERY, COUNTERFEIT	42	13	-	2	4	3	4	5	-	2	1	2
SEX OFFENSES	-	-	-	-	-	-	-	-	-	-	-	-
MARIHUANA	1	1	-	1	-	-	-	-	-	-	-	-
NARCOTICS	42	28	6	2	7	6	8	5	-	-	1	4
WEAPONS AND FIREARMS	24	12	1	2	2	6	1	4	-	1	1	2
ESCAPE	17	14	3	2	4	3	2	1	-	1	-	-
OTHER GENERAL OFFENSES	16	6	2	-	3	1	-	5	-	2	3	-
IMMIGRATION LAWS	1	-	-	-	-	-	-	-	-	-	-	-
LIQUOR, INTERNAL REV.	-	-	-	-	-	-	-	-	-	-	-	-
SELECTIVE SERVICE ACT	-	-	-	-	-	-	-	-	-	-	-	-
OTHER SPECIAL OFFENSES (FEDERAL STATUTES)	35	13	6	2	1	3	1	3	-	1	2	-

**TABLE 3**  
**UNITED STATES DISTRICT COURTS**  
**TYPE AND LENGTH OF SENTENCES FOR CONVICTED DEFENDANTS BY OFFENSE**  
**TWELVE MONTH PERIOD ENDED JUNE 30, 1979**

TOTAL	TERMS OF PROBATION				PROBATION W/O SUPERVISION SUSPENDED SENTENCE	FINE ONLY				DISTRICT AND OFFENSE
	12 MOS. AND UNDER	13-24 MOS.	25-48 MOS.	49 MOS. AND OVER		TOTAL	LESS THAN \$1,000	\$1,000- \$9,999	\$10,000 AND OVER	
197	16	58	100	23	4	22	6	4	12	FLORIDA MIDDLE TOTAL
-	-	-	-	-	-	-	-	-	-	HOMICIDE
2	-	-	1	1	-	-	-	-	-	ROBBERY
1	1	-	-	-	-	-	-	-	-	ASSAULT
2	-	-	2	-	-	-	-	-	-	BURGLARY
21	1	8	9	3	-	-	-	-	-	LARCENY AND THEFT
20	1	7	10	2	2	1	-	1	-	EMBEZZLEMENT
40	2	9	25	4	-	1	-	-	1	FRAUD
3	-	-	1	2	-	-	-	-	-	AUTO THEFT
32	-	13	16	3	-	-	-	-	-	FORGERY, COUNTERFEIT.
-	-	-	-	-	-	-	-	-	-	SEX OFFENSES
6	2	-	2	2	-	-	-	-	-	MARIJUANA
15	1	-	10	4	-	-	-	-	-	NARCOTICS
14	-	4	9	1	1	-	-	-	-	WEAPONS AND FIREARMS
5	-	2	3	-	-	1	1	-	-	ESCAPE
4	-	-	3	1	-	-	-	-	-	OTHER GENERAL OFFENSES
-	-	-	-	-	-	-	-	-	-	IMMIGRATION LAWS
-	-	-	-	-	-	-	-	-	-	LIQUOR, INTERNAL REV.
-	-	-	-	-	-	-	-	-	-	SELECTIVE SERVICE ACT
32	8	15	9	-	1	19	5	3	11	OTHER SPECIAL OFFENSES (FEDERAL STATUTES)
176	57	47	55	17	20	14	3	5	6	FLORIDA SOUTHERN TOTAL
-	-	-	-	-	-	-	-	-	-	HOMICIDE
1	-	-	1	-	1	-	-	-	-	ROBBERY
2	-	-	2	-	-	2	2	-	-	ASSAULT
-	-	-	-	-	-	-	-	-	-	BURGLARY
15	4	8	1	2	1	-	-	-	-	LARCENY AND THEFT
17	4	2	8	3	-	-	-	-	-	EMBEZZLEMENT
32	12	12	6	2	3	3	1	2	-	FRAUD
-	-	-	-	-	-	-	-	-	-	AUTO THEFT
28	2	10	15	1	4	-	-	-	-	FORGERY, COUNTERFEIT.
-	-	-	-	-	-	-	-	-	-	SEX OFFENSES
3	1	-	1	1	-	-	-	-	-	MARIJUANA
17	3	-	8	6	-	-	-	-	-	NARCOTICS
11	3	3	5	-	-	-	-	-	-	WEAPONS AND FIREARMS
-	-	-	-	-	-	-	-	-	-	ESCAPE
6	5	-	1	-	-	-	-	-	-	OTHER GENERAL OFFENSES
21	4	12	4	1	7	1	-	1	-	IMMIGRATION LAWS
-	-	-	-	-	-	-	-	-	-	LIQUOR, INTERNAL REV.
-	-	-	-	-	-	1	-	-	1	SELECTIVE SERVICE ACT
23	19	-	3	1	4	7	-	2	5	OTHER SPECIAL OFFENSES (FEDERAL STATUTES)
127	9	24	43	51	2	6	4	2	-	GEORGIA NORTHERN TOTAL
-	-	-	-	-	-	-	-	-	-	HOMICIDE
-	-	-	-	-	-	-	-	-	-	ROBBERY
1	-	-	-	1	-	-	-	-	-	ASSAULT
-	-	-	-	-	-	-	-	-	-	BURGLARY
9	1	1	2	5	-	-	-	-	-	LARCENY AND THEFT
19	-	3	7	9	-	-	-	-	-	EMBEZZLEMENT
35	4	11	12	8	-	-	-	-	-	FRAUD
3	-	1	1	1	-	-	-	-	-	AUTO THEFT
24	-	1	12	11	-	-	-	-	-	FORGERY, COUNTERFEIT.
-	-	-	-	-	-	-	-	-	-	SEX OFFENSES
-	-	-	-	-	-	-	-	-	-	MARIJUANA
8	-	-	1	7	1	-	-	-	-	NARCOTICS
8	-	3	3	2	-	-	-	-	-	WEAPONS AND FIREARMS
2	-	-	2	-	-	-	-	-	-	ESCAPE
4	-	2	1	1	1	-	-	-	-	OTHER GENERAL OFFENSES
-	-	-	-	-	-	-	-	-	-	IMMIGRATION LAWS
-	-	-	-	-	-	-	-	-	-	LIQUOR, INTERNAL REV.
-	-	-	-	-	-	-	-	-	-	SELECTIVE SERVICE ACT
13	4	2	2	5	-	6	4	2	-	OTHER SPECIAL OFFENSES (FEDERAL STATUTES)

**TABLE 3**  
**UNITED STATES DISTRICT COURTS**  
**TYPE AND LENGTH OF SENTENCES FOR CONVICTED DEFENDANTS BY OFFENSE**  
**TWELVE MONTH PERIOD ENDED JUNE 30, 1979**

DISTRICT AND OFFENSE	TOTAL	TERMS OF IMPRISONMENT						PROBATION TERMS OF SPLIT SENTENCES				
		TOTAL	12 MOS. AND UNDER	13-24 MOS.	25-36 MOS.	37-60 MOS.	61 MOS. AND OVER	TOTAL	12 MOS. AND UNDER	13-24 MOS.	25-48 MOS.	49 MOS. AND OVER
GEORGIA MIDDLE TOTAL	1,063	41	8	4	6	11	12	9	-	-	-	9
HOMICIDE	-	-	-	-	-	-	-	-	-	-	-	-
ROBBERY	5	5	-	-	-	-	5	-	-	-	-	-
ASSAULT	-	-	-	-	-	-	-	-	-	-	-	-
BURGLARY	-	-	-	-	-	-	-	-	-	-	-	-
LARCENY AND THEFT	21	7	1	1	1	4	-	-	-	-	-	-
EMBEZZLEMENT	3	3	-	1	1	1	-	-	-	-	-	-
FRAUD	12	8	1	1	3	-	3	1	-	-	-	1
AUTO THEFT	5	3	-	-	-	3	-	1	-	-	-	1
FORGERY, COUNTERFEIT.	2	-	-	-	-	-	-	-	-	-	-	-
SEX OFFENSES	-	-	-	-	-	-	-	-	-	-	-	-
MARIJUANA	1	1	-	-	-	1	-	-	-	-	-	-
NARCOTICS	3	1	-	-	1	-	-	-	-	-	-	-
WEAPONS AND FIREARMS	14	2	-	1	-	1	-	1	-	-	-	1
ESCAPE	-	-	-	-	-	-	-	-	-	-	-	-
OTHER GENERAL OFFENSES	906	11	6	-	-	1	4	-	-	-	-	-
IMMIGRATION LAWS	-	-	-	-	-	-	-	-	-	-	-	-
LIQUOR, INTERNAL REV.	6	-	-	-	-	-	-	1	-	-	-	1
SELECTIVE SERVICE ACT	-	-	-	-	-	-	-	-	-	-	-	-
OTHER SPECIAL OFFENSES (FEDERAL STATUTES)	85	-	-	-	-	-	-	5	-	-	-	5
GEORGIA SOUTHERN TOTAL	687	94	16	18	24	18	18	11	1	-	8	2
HOMICIDE	1	1	-	-	-	-	1	-	-	-	-	-
ROBBERY	9	9	-	-	-	1	8	-	-	-	-	-
ASSAULT	1	-	-	-	-	-	-	-	-	-	-	-
BURGLARY	-	-	-	-	-	-	-	-	-	-	-	-
LARCENY AND THEFT	48	10	1	-	5	4	-	2	-	-	2	-
EMBEZZLEMENT	7	-	-	-	-	-	-	-	-	-	-	-
FRAUD	21	7	2	1	3	1	-	-	-	-	-	-
AUTO THEFT	7	5	1	-	-	4	-	-	-	-	-	-
FORGERY, COUNTERFEIT.	19	11	2	3	3	3	-	3	-	-	3	-
SEX OFFENSES	1	1	-	1	-	-	-	-	-	-	-	-
MARIJUANA	18	16	-	4	6	4	2	1	-	-	1	-
NARCOTICS	23	16	4	-	5	-	7	4	-	-	2	2
WEAPONS AND FIREARMS	12	9	1	7	1	-	-	-	-	-	-	-
ESCAPE	2	2	1	-	-	1	-	-	-	-	-	-
OTHER GENERAL OFFENSES	684	-	-	-	-	-	-	1	1	-	-	-
IMMIGRATION LAWS	-	-	-	-	-	-	-	-	-	-	-	-
LIQUOR, INTERNAL REV.	4	-	-	-	-	-	-	-	-	-	-	-
SELECTIVE SERVICE ACT	-	-	-	-	-	-	-	-	-	-	-	-
OTHER SPECIAL OFFENSES (FEDERAL STATUTES)	30	7	4	2	1	-	-	-	-	-	-	-
LOUISIANA EASTERN TOTAL	326	131	22	31	28	28	22	29	-	3	17	9
HOMICIDE	-	-	-	-	-	-	-	-	-	-	-	-
ROBBERY	6	5	-	-	-	-	5	-	-	-	-	-
ASSAULT	-	-	-	-	-	-	-	-	-	-	-	-
BURGLARY	-	-	-	-	-	-	-	-	-	-	-	-
LARCENY AND THEFT	57	28	3	7	12	6	-	6	-	-	4	2
EMBEZZLEMENT	47	6	-	2	-	4	-	6	-	1	3	2
FRAUD	53	9	2	5	-	2	-	5	-	-	4	1
AUTO THEFT	2	2	-	1	1	-	-	-	-	-	-	-
FORGERY, COUNTERFEIT.	19	10	1	3	4	1	1	2	-	-	1	1
SEX OFFENSES	-	-	-	-	-	-	-	-	-	-	-	-
MARIJUANA	12	10	-	-	3	3	4	-	-	-	-	-
NARCOTICS	54	37	8	7	6	7	9	3	-	-	1	1
WEAPONS AND FIREARMS	17	8	1	2	1	4	-	2	-	-	2	-
ESCAPE	8	6	2	3	1	-	-	1	-	-	1	-
OTHER GENERAL OFFENSES	13	5	1	-	-	1	3	2	-	1	1	-
IMMIGRATION LAWS	9	2	1	1	-	-	-	3	-	1	-	2
LIQUOR, INTERNAL REV.	-	-	-	-	-	-	-	-	-	-	-	-
SELECTIVE SERVICE ACT	-	-	-	-	-	-	-	-	-	-	-	-
OTHER SPECIAL OFFENSES (FEDERAL STATUTES)	29	3	3	-	-	-	-	-	-	-	-	-

**TABLE 3**  
**UNITED STATES DISTRICT COURTS**  
**TYPE AND LENGTH OF SENTENCES FOR CONVICTED DEFENDANTS BY OFFENSE**  
**TWELVE MONTH PERIOD ENDED JUNE 30, 1979**

TOTAL	TERMS OF PROBATION				PROBATION W/O SUPERVISION SUSPENDED SENTENCE	FINE ONLY				DISTRICT AND OFFENSE
	12 MOS. AND UNDER	13-24 MOS.	25-48 MOS.	49 MOS. AND OVER		TOTAL	LESS THAN \$1,000	\$1,000- 9,999	\$10,000 AND OVER	
95	64	6	10	15	60	858	855	3	-	GEORGIA MIDDLE TOTAL
-	-	-	-	-	-	-	-	-	-	HOMICIDE
-	-	-	-	-	-	-	-	-	-	ROBBERY
-	-	-	-	-	-	-	-	-	-	ASSAULT
-	-	-	-	-	-	-	-	-	-	BURGLARY
14	8	1	2	3	-	-	-	-	-	LARCENY AND THEFT
3	-	2	1	-	-	-	-	-	-	EMBEZZLEMENT
1	-	-	-	1	-	-	-	-	-	FRAUD
2	-	-	2	-	-	-	-	-	-	AUTO THEFT
-	-	-	-	-	-	-	-	-	-	FORGERY, COUNTERFEIT
-	-	-	-	-	-	-	-	-	-	SEX OFFENSES
-	-	-	-	-	-	-	-	-	-	MARIHUANA
1	-	-	-	1	1	-	-	-	-	NARCOTICS
11	-	3	4	4	-	-	-	-	-	WEAPONS AND FIREARMS
55	55	-	-	-	-	840	838	2	-	ESCAPE
-	-	-	-	-	-	-	-	-	-	OTHER GENERAL OFFENSES
5	-	-	-	5	-	-	-	-	-	IMMIGRATION LAWS
-	-	-	-	-	-	-	-	-	-	LIQUOR, INTERNAL REV.
3	1	-	1	1	59	18	17	1	-	SELECTIVE SERVICE ACT
-	-	-	-	-	-	-	-	-	-	OTHER SPECIAL OFFENSES (FEDERAL STATUTES)
95	34	11	32	18	351	336	336	-	-	GEORGIA SOUTHERN TOTAL
-	-	-	-	-	-	-	-	-	-	HOMICIDE
-	-	-	-	-	-	-	-	-	-	ROBBERY
-	-	-	-	-	-	1	1	-	-	ASSAULT
-	-	-	-	-	-	-	-	-	-	BURGLARY
34	14	6	9	5	2	-	-	-	-	LARCENY AND THEFT
7	-	-	5	2	-	-	-	-	-	EMBEZZLEMENT
7	-	1	6	-	7	-	-	-	-	FRAUD
2	-	2	-	-	-	-	-	-	-	AUTO THEFT
5	-	1	2	2	-	-	-	-	-	FORGERY, COUNTERFEIT
1	1	-	-	-	-	-	-	-	-	SEX OFFENSES
3	1	-	2	-	-	-	-	-	-	MARIHUANA
2	-	-	1	1	-	1	1	-	-	NARCOTICS
-	-	-	-	-	-	-	-	-	-	WEAPONS AND FIREARMS
21	17	-	2	2	331	331	331	-	-	ESCAPE
-	-	-	-	-	-	-	-	-	-	OTHER GENERAL OFFENSES
4	-	-	-	4	-	-	-	-	-	IMMIGRATION LAWS
-	-	-	-	-	-	-	-	-	-	LIQUOR, INTERNAL REV.
9	1	1	5	2	11	3	3	-	-	SELECTIVE SERVICE ACT
-	-	-	-	-	-	-	-	-	-	OTHER SPECIAL OFFENSES (FEDERAL STATUTES)
149	15	26	68	40	5	12	-	1	11	LOUISIANA EASTERN TOTAL
-	-	-	-	-	-	-	-	-	-	HOMICIDE
1	-	-	1	-	-	-	-	-	-	ROBBERY
-	-	-	-	-	-	-	-	-	-	ASSAULT
-	-	-	-	-	-	-	-	-	-	BURGLARY
22	-	3	10	9	1	-	-	-	-	LARCENY AND THEFT
35	2	10	15	8	-	-	-	-	-	EMBEZZLEMENT
33	3	9	16	5	2	4	-	1	3	FRAUD
-	-	-	-	-	-	-	-	-	-	AUTO THEFT
6	-	-	6	-	1	-	-	-	-	FORGERY, COUNTERFEIT
-	-	-	-	-	-	-	-	-	-	SEX OFFENSES
2	-	-	2	-	-	-	-	-	-	MARIHUANA
15	3	-	5	7	-	-	-	-	-	NARCOTICS
7	1	1	3	2	-	-	-	-	-	WEAPONS AND FIREARMS
-	-	-	-	-	1	-	-	-	-	ESCAPE
4	-	1	3	-	-	2	-	-	2	OTHER GENERAL OFFENSES
4	-	-	-	4	-	-	-	-	-	IMMIGRATION LAWS
-	-	-	-	-	-	-	-	-	-	LIQUOR, INTERNAL REV.
-	-	-	-	-	-	-	-	-	-	SELECTIVE SERVICE ACT
20	6	2	7	5	-	6	-	-	6	OTHER SPECIAL OFFENSES (FEDERAL STATUTES)

**TABLE 3**  
**UNITED STATES DISTRICT COURTS**  
**TYPE AND LENGTH OF SENTENCES FOR CONVICTED DEFENDANTS BY OFFENSE**  
**TWELVE MONTH PERIOD ENDED JUNE 30, 1979**

DISTRICT AND OFFENSE	TOTAL	TERMS OF IMPRISONMENT						PROBATION TERMS OF SPLIT SENTENCES				
		TOTAL	12 MOS. AND UNDER	13-24 MOS.	25-36 MOS.	37-60 MOS.	61 MOS. AND OVER	TOTAL	12 MOS. AND UNDER	13-24 MOS.	25-48 MOS.	49 MOS. AND OVER
LOUISIANA MIDDLE TOTAL	48	28	5	2	6	11	4	2	-	2	-	-
HOMICIDE	-	-	-	-	-	-	-	-	-	-	-	-
ROBBERY	2	2	-	-	-	-	2	-	-	-	-	-
ASSAULT	-	-	-	-	-	-	-	-	-	-	-	-
BURGLARY	-	-	-	-	-	-	-	-	-	-	-	-
LARCENY AND THEFT	8	4	1	-	3	-	-	-	-	-	-	-
EMBEZZLEMENT	4	1	-	-	1	-	-	-	-	-	-	-
FRAUD	12	6	2	1	2	1	-	2	-	2	-	-
AUTO THEFT	-	-	-	-	-	-	-	-	-	-	-	-
FORGERY, COUNTERFEIT	1	-	-	-	-	-	-	-	-	-	-	-
SEX OFFENSES	-	-	-	-	-	-	-	-	-	-	-	-
MARIHUANA	-	-	-	-	-	-	-	-	-	-	-	-
NARCOTICS	13	12	1	-	-	9	2	-	-	-	-	-
WEAPONS AND FIREARMS	2	2	-	1	-	1	-	-	-	-	-	-
ESCAPE	1	1	1	-	-	-	-	-	-	-	-	-
OTHER GENERAL OFFENSES	1	-	-	-	-	-	-	-	-	-	-	-
IMMIGRATION LAWS	-	-	-	-	-	-	-	-	-	-	-	-
LIQUOR, INTERNAL REV.	-	-	-	-	-	-	-	-	-	-	-	-
SELECTIVE SERVICE ACT	-	-	-	-	-	-	-	-	-	-	-	-
OTHER SPECIAL OFFENSES (FEDERAL STATUTES)	4	-	-	-	-	-	-	-	-	-	-	-
LOUISIANA WESTERN TOTAL	145	38	-	8	5	11	14	8	-	-	2	6
HOMICIDE	1	1	-	-	-	-	1	-	-	-	-	-
ROBBERY	5	5	-	-	-	-	5	-	-	-	-	-
ASSAULT	1	-	-	-	-	-	-	-	-	-	-	-
BURGLARY	-	-	-	-	-	-	-	-	-	-	-	-
LARCENY AND THEFT	31	5	-	2	-	2	1	4	-	-	1	3
EMBEZZLEMENT	18	1	-	-	1	-	-	-	-	-	-	-
FRAUD	25	4	-	2	-	-	-	1	-	-	-	1
AUTO THEFT	3	3	-	1	2	-	-	-	-	-	-	-
FORGERY, COUNTERFEIT	21	10	-	3	-	4	3	-	-	-	-	-
SEX OFFENSES	-	-	-	-	-	-	-	-	-	-	-	-
MARIHUANA	5	3	-	-	-	-	3	-	-	-	-	-
NARCOTICS	1	-	-	-	-	-	-	-	-	-	-	-
WEAPONS AND FIREARMS	8	4	-	-	1	3	-	1	-	-	-	1
ESCAPE	5	-	-	-	-	-	-	1	-	-	-	1
OTHER GENERAL OFFENSES	11	1	-	-	-	-	1	1	-	-	1	-
IMMIGRATION LAWS	-	-	-	-	-	-	-	-	-	-	-	-
LIQUOR, INTERNAL REV.	-	-	-	-	-	-	-	-	-	-	-	-
SELECTIVE SERVICE ACT	-	-	-	-	-	-	-	-	-	-	-	-
OTHER SPECIAL OFFENSES (FEDERAL STATUTES)	10	1	-	-	1	-	-	-	-	-	-	-
MISSISSIPPI NORTHERN TOTAL	71	33	-	9	8	13	3	3	-	2	1	-
HOMICIDE	-	-	-	-	-	-	-	-	-	-	-	-
ROBBERY	2	2	-	-	-	-	2	-	-	-	-	-
ASSAULT	-	-	-	-	-	-	-	-	-	-	-	-
BURGLARY	-	-	-	-	-	-	-	-	-	-	-	-
LARCENY AND THEFT	4	3	-	-	1	2	-	-	-	-	-	-
EMBEZZLEMENT	4	1	-	1	-	-	-	-	-	-	-	-
FRAUD	19	7	-	2	2	3	-	3	-	2	1	-
AUTO THEFT	3	3	-	-	1	2	-	-	-	-	-	-
FORGERY, COUNTERFEIT	6	-	-	-	-	-	-	-	-	-	-	-
SEX OFFENSES	-	-	-	-	-	-	-	-	-	-	-	-
MARIHUANA	-	-	-	-	-	-	-	-	-	-	-	-
NARCOTICS	-	-	-	-	-	-	-	-	-	-	-	-
WEAPONS AND FIREARMS	16	8	-	3	2	3	-	-	-	-	-	-
ESCAPE	2	2	-	1	-	1	-	-	-	-	-	-
OTHER GENERAL OFFENSES	9	7	-	2	2	2	1	-	-	-	-	-
IMMIGRATION LAWS	-	-	-	-	-	-	-	-	-	-	-	-
LIQUOR, INTERNAL REV.	-	-	-	-	-	-	-	-	-	-	-	-
SELECTIVE SERVICE ACT	-	-	-	-	-	-	-	-	-	-	-	-
OTHER SPECIAL OFFENSES (FEDERAL STATUTES)	6	-	-	-	-	-	-	-	-	-	-	-

**TABLE 3**  
**UNITED STATES DISTRICT COURTS**  
**TYPE AND LENGTH OF SENTENCES FOR CONVICTED DEFENDANTS BY OFFENSE**  
**TWELVE MONTH PERIOD ENDED JUNE 30, 1979**

TOTAL	TERMS OF PROBATION				PROBATION W/O SUPERVISION SUSPENDED SENTENCE	FINE ONLY				DISTRICT AND OFFENSE
	12 MOS. AND UNDER	13-24 MOS.	25-48 MOS.	49 MOS. AND OVER		TOTAL	LESS THAN \$1,000	\$1,000- 9,999	\$10,000 AND OVER	
18	1	5	10	2	-	-	-	-	-	LOUISIANA MIDDLE TOTAL
-	-	-	-	-	-	-	-	-	-	HOMICIDE
-	-	-	-	-	-	-	-	-	-	ROBBERY
-	-	-	-	-	-	-	-	-	-	ASSAULT
4	-	1	3	-	-	-	-	-	-	BURGLARY
3	-	1	2	-	-	-	-	-	-	LARCENY AND THEFT
4	-	-	2	2	-	-	-	-	-	EMBEZZLEMENT
-	-	-	-	-	-	-	-	-	-	FRAUD
1	-	-	1	-	-	-	-	-	-	AUTO THEFT
-	-	-	-	-	-	-	-	-	-	FORGERY, COUNTERFEIT.
-	-	-	-	-	-	-	-	-	-	SEX OFFENSES
1	-	-	1	-	-	-	-	-	-	MARIJUANA
-	-	-	-	-	-	-	-	-	-	NARCOTICS
1	-	-	-	-	-	-	-	-	-	WEAPONS AND FIREARMS
-	-	-	-	-	-	-	-	-	-	ESCAPE
1	-	-	1	-	-	-	-	-	-	OTHER GENERAL OFFENSES
-	-	-	-	-	-	-	-	-	-	IMMIGRATION LAWS
-	-	-	-	-	-	-	-	-	-	LIQUOR, INTERNAL REV.
4	1	3	-	-	-	-	-	-	-	SELECTIVE SERVICE ACT
-	-	-	-	-	-	-	-	-	-	OTHER SPECIAL OFFENSES (FEDERAL STATUTES)
83	7	26	24	26	1	15	9	5	1	LOUISIANA WESTERN TOTAL
-	-	-	-	-	-	-	-	-	-	HOMICIDE
-	-	-	-	-	-	-	-	-	-	ROBBERY
1	-	1	-	-	-	-	-	-	-	ASSAULT
-	-	-	-	-	-	-	-	-	-	BURGLARY
20	2	12	4	1	1	1	1	-	-	LARCENY AND THEFT
15	-	4	4	7	-	2	1	-	1	EMBEZZLEMENT
17	1	1	7	8	-	3	-	3	-	FRAUD
-	-	-	-	-	-	-	-	-	-	AUTO THEFT
11	-	1	2	8	-	-	-	-	-	FORGERY, COUNTERFEIT.
-	-	-	-	-	-	-	-	-	-	SEX OFFENSES
2	1	-	-	1	-	-	-	-	-	MARIJUANA
1	-	-	1	-	-	-	-	-	-	NARCOTICS
3	1	-	1	1	-	-	-	-	-	WEAPONS AND FIREARMS
4	-	4	-	-	-	-	-	-	-	ESCAPE
3	2	-	1	-	-	6	6	-	-	OTHER GENERAL OFFENSES
-	-	-	-	-	-	-	-	-	-	IMMIGRATION LAWS
-	-	-	-	-	-	-	-	-	-	LIQUOR, INTERNAL REV.
-	-	-	-	-	-	-	-	-	-	SELECTIVE SERVICE ACT
6	-	2	4	-	-	3	1	2	-	OTHER SPECIAL OFFENSES (FEDERAL STATUTES)
35	-	2	30	3	-	-	-	-	-	MISSISSIPPI NORTHERN TOTAL
-	-	-	-	-	-	-	-	-	-	HOMICIDE
-	-	-	-	-	-	-	-	-	-	ROBBERY
-	-	-	-	-	-	-	-	-	-	ASSAULT
1	-	-	1	-	-	-	-	-	-	BURGLARY
3	-	-	3	-	-	-	-	-	-	LARCENY AND THEFT
9	-	-	9	-	-	-	-	-	-	EMBEZZLEMENT
-	-	-	-	-	-	-	-	-	-	FRAUD
6	-	-	6	-	-	-	-	-	-	AUTO THEFT
-	-	-	-	-	-	-	-	-	-	FORGERY, COUNTERFEIT.
-	-	-	-	-	-	-	-	-	-	SEX OFFENSES
-	-	-	-	-	-	-	-	-	-	MARIJUANA
-	-	-	-	-	-	-	-	-	-	NARCOTICS
8	-	-	5	3	-	-	-	-	-	WEAPONS AND FIREARMS
-	-	-	-	-	-	-	-	-	-	ESCAPE
2	-	-	2	-	-	-	-	-	-	OTHER GENERAL OFFENSES
-	-	-	-	-	-	-	-	-	-	IMMIGRATION LAWS
-	-	-	-	-	-	-	-	-	-	LIQUOR, INTERNAL REV.
6	-	2	4	-	-	-	-	-	-	SELECTIVE SERVICE ACT
-	-	-	-	-	-	-	-	-	-	OTHER SPECIAL OFFENSES (FEDERAL STATUTES)

**TABLE 3**  
**UNITED STATES DISTRICT COURTS**  
**TYPE AND LENGTH OF SENTENCES FOR CONVICTED DEFENDANTS BY OFFENSE**  
**TWELVE MONTH PERIOD ENDED JUNE 30, 1979**

DISTRICT AND OFFENSE	TOTAL	TERMS OF IMPRISONMENT						PROBATION TERMS OF SPLIT SENTENCES				
		TOTAL	12 MOS. AND UNDER	13-24 MOS.	25-36 MOS.	37-60 MOS.	61 MOS. AND OVER	TOTAL	12 MOS. AND UNDER	13-24 MOS.	25-48 MOS.	49 MOS. AND OVER
MISSISSIPPI SOUTHERN TOTAL	71	29	5	3	7	6	8	11	2	2	5	2
HOMICIDE	1	1	-	-	-	-	1	-	-	-	-	-
ROBBERY	4	4	-	-	-	-	4	-	-	-	-	-
ASSAULT	3	3	1	-	2	-	-	-	-	-	-	-
BURGLARY	-	-	-	-	-	-	-	-	-	-	-	-
LARCENY AND THEFT	7	2	1	-	-	1	-	1	-	-	1	-
EMBEZZLEMENT	4	1	1	-	-	-	-	1	-	1	-	-
FRAUD	14	3	1	-	-	2	-	2	-	-	1	-
AUTO THEFT	1	1	-	-	-	1	-	-	-	-	-	-
FORGERY, COUNTERFEIT.	6	1	-	-	-	1	-	2	2	-	-	-
SEX OFFENSES	-	-	-	-	-	-	-	-	-	-	-	-
MARIJUANA	1	1	-	-	1	-	-	-	-	-	-	-
NARCOTICS	3	-	-	-	-	-	-	-	-	-	-	-
WEAPONS AND FIREARMS	15	9	-	1	4	1	3	3	-	-	3	-
ESCAPE	-	-	-	-	-	-	-	-	-	-	-	-
OTHER GENERAL OFFENSES	5	3	1	2	-	-	-	2	-	-	-	2
IMMIGRATION LAWS	-	-	-	-	-	-	-	-	-	-	-	-
LIQUOR, INTERNAL REV.	-	-	-	-	-	-	-	-	-	-	-	-
SELECTIVE SERVICE ACT	-	-	-	-	-	-	-	-	-	-	-	-
OTHER SPECIAL OFFENSES (FEDERAL STATUTES)	7	-	-	-	-	-	-	-	-	-	-	-
TEXAS NORTHERN TOTAL	535	249	42	71	42	47	47	83	7	17	49	10
HOMICIDE	-	-	-	-	-	-	-	-	-	-	-	-
ROBBERY	1	1	-	-	-	-	1	-	-	-	-	-
ASSAULT	3	1	-	-	-	1	-	1	-	1	-	-
BURGLARY	-	-	-	-	-	-	-	-	-	-	-	-
LARCENY AND THEFT	77	29	4	8	9	2	-	9	-	2	5	2
EMBEZZLEMENT	27	2	1	1	-	-	-	6	2	-	3	1
FRAUD	131	50	4	22	8	6	10	35	2	10	20	3
AUTO THEFT	13	6	-	1	2	3	-	4	-	-	4	-
FORGERY, COUNTERFEIT.	73	30	1	12	5	10	2	7	-	2	3	2
SEX OFFENSES	-	-	-	-	-	-	-	-	-	-	-	-
MARIJUANA	20	11	8	1	1	1	-	4	2	1	1	-
NARCOTICS	67	60	3	8	9	14	26	3	-	-	3	-
WEAPONS AND FIREARMS	20	9	1	1	3	3	1	2	-	-	2	-
ESCAPE	35	28	17	10	1	-	-	5	-	1	3	1
OTHER GENERAL OFFENSES	15	11	1	3	1	-	6	1	-	-	1	-
IMMIGRATION LAWS	23	6	3	3	1	-	-	5	1	-	3	1
LIQUOR, INTERNAL REV.	-	-	-	-	-	-	-	-	-	-	-	-
SELECTIVE SERVICE ACT	-	-	-	-	-	-	-	-	-	-	-	-
OTHER SPECIAL OFFENSES (FEDERAL STATUTES)	30	5	-	1	2	1	1	1	-	-	1	-
TEXAS EASTERN TOTAL	150	53	10	8	17	11	7	15	-	3	3	9
HOMICIDE	3	3	-	-	-	1	2	-	-	-	-	-
ROBBERY	1	1	-	-	-	-	1	-	-	-	-	-
ASSAULT	2	-	-	-	-	-	-	-	-	-	-	-
BURGLARY	2	2	-	-	1	1	-	-	-	-	-	-
LARCENY AND THEFT	22	6	-	2	-	3	1	1	-	-	1	-
EMBEZZLEMENT	8	-	-	-	-	-	-	2	-	1	1	-
FRAUD	17	1	-	-	1	-	-	3	-	2	-	1
AUTO THEFT	13	9	-	1	4	2	2	-	-	-	-	-
FORGERY, COUNTERFEIT.	15	8	-	2	5	1	-	1	-	-	-	1
SEX OFFENSES	-	-	-	-	-	-	-	-	-	-	-	-
MARIJUANA	4	4	-	-	3	1	-	-	-	-	-	-
NARCOTICS	3	2	1	1	-	-	-	-	-	-	-	-
WEAPONS AND FIREARMS	21	5	-	2	2	1	-	4	-	-	1	3
ESCAPE	17	9	9	-	-	-	-	2	-	-	-	2
OTHER GENERAL OFFENSES	8	2	-	-	-	1	1	1	-	-	-	1
IMMIGRATION LAWS	-	-	-	-	-	-	-	-	-	-	-	-
LIQUOR, INTERNAL REV.	1	-	-	-	-	-	-	-	-	-	-	-
SELECTIVE SERVICE ACT	-	-	-	-	-	-	-	-	-	-	-	-
OTHER SPECIAL OFFENSES (FEDERAL STATUTES)	13	1	-	-	1	-	-	1	-	-	-	1

**TABLE 3**  
**UNITED STATES DISTRICT COURTS**  
**TYPE AND LENGTH OF SENTENCES FOR CONVICTED DEFENDANTS BY OFFENSE**  
**TWELVE MONTH PERIOD ENDED JUNE 30, 1979**

TERMS OF PROBATION					PROBATION W/O SUPERVISION SUSPENDED SENTENCE	FINE ONLY				DISTRICT AND OFFENSE
TOTAL	12 MOS. AND UNDER	13-24 MOS.	25-48 MOS.	49 MOS. AND OVER		TOTAL	LESS THAN \$1,000	\$1,000- 9,999	\$10,000 AND OVER	
30	4	14	9	3	-	1	-	-	1	MISSISSIPPI SOUTHERN TOTAL
-	-	-	-	-	-	-	-	-	-	HOMICIDE
-	-	-	-	-	-	-	-	-	-	ROBBERY
-	-	-	-	-	-	-	-	-	-	ASSAULT
-	-	-	-	-	-	-	-	-	-	BURGLARY
4	-	3	1	-	-	-	-	-	-	LARCENY AND THEFT
2	-	1	1	-	-	-	-	-	-	EMBEZZLEMENT
8	1	3	2	2	-	1	-	-	1	FRAUD
-	-	-	-	-	-	-	-	-	-	AUTO THEFT
3	-	-	3	-	-	-	-	-	-	FORGERY, COUNTERFEIT
-	-	-	-	-	-	-	-	-	-	SEX OFFENSES
3	-	-	2	1	-	-	-	-	-	MARIHUANA
3	-	3	-	-	-	-	-	-	-	NARCOTICS
-	-	-	-	-	-	-	-	-	-	WEAPONS AND FIREARMS
-	-	-	-	-	-	-	-	-	-	ESCAPE
-	-	-	-	-	-	-	-	-	-	OTHER GENERAL OFFENSES
-	-	-	-	-	-	-	-	-	-	IMMIGRATION LAWS
-	-	-	-	-	-	-	-	-	-	LIQUOR, INTERNAL REV.
7	3	4	-	-	-	-	-	-	-	SELECTIVE SERVICE ACT
-	-	-	-	-	-	-	-	-	-	OTHER SPECIAL OFFENSES (FEDERAL STATUTES)
182	15	21	120	26	2	19	6	9	4	TEXAS NORTHERN TOTAL
-	-	-	-	-	-	-	-	-	-	HOMICIDE
-	-	-	-	-	-	-	-	-	-	ROBBERY
1	-	-	1	-	-	-	-	-	-	ASSAULT
-	-	-	-	-	-	-	-	-	-	BURGLARY
38	3	4	28	3	-	1	1	-	-	LARCENY AND THEFT
19	4	2	11	2	-	-	-	-	-	EMBEZZLEMENT
35	1	7	21	6	1	10	-	6	4	FRAUD
3	-	-	2	1	-	-	-	-	-	AUTO THEFT
36	-	1	29	6	-	-	-	-	-	FORGERY, COUNTERFEIT
-	-	-	-	-	-	-	-	-	-	SEX OFFENSES
4	1	1	2	-	-	1	1	-	-	MARIHUANA
4	-	1	-	3	-	-	-	-	-	NARCOTICS
8	-	1	6	1	-	1	1	-	-	WEAPONS AND FIREARMS
2	-	1	1	-	-	-	-	-	-	ESCAPE
3	-	-	3	-	-	-	-	-	-	OTHER GENERAL OFFENSES
11	2	1	7	1	1	-	-	-	-	IMMIGRATION LAWS
-	-	-	-	-	-	-	-	-	-	LIQUOR, INTERNAL REV.
-	-	-	-	-	-	-	-	-	-	SELECTIVE SERVICE ACT
18	4	2	9	3	-	6	3	3	-	OTHER SPECIAL OFFENSES (FEDERAL STATUTES)
77	4	24	27	22	-	5	4	-	1	TEXAS EASTERN TOTAL
-	-	-	-	-	-	-	-	-	-	HOMICIDE
-	-	-	-	-	-	-	-	-	-	ROBBERY
2	-	1	1	-	-	-	-	-	-	ASSAULT
-	-	-	-	-	-	-	-	-	-	BURGLARY
15	1	2	7	5	-	-	-	-	-	LARCENY AND THEFT
6	-	-	3	3	-	-	-	-	-	EMBEZZLEMENT
12	2	4	-	6	-	1	1	-	-	FRAUD
4	-	-	2	2	-	-	-	-	-	AUTO THEFT
6	-	-	5	1	-	-	-	-	-	FORGERY, COUNTERFEIT
-	-	-	-	-	-	-	-	-	-	SEX OFFENSES
1	-	-	1	-	-	-	-	-	-	MARIHUANA
11	1	4	2	4	-	1	1	-	-	NARCOTICS
6	-	2	4	-	-	-	-	-	-	WEAPONS AND FIREARMS
4	-	3	-	1	-	1	-	-	1	ESCAPE
-	-	-	-	-	-	-	-	-	-	OTHER GENERAL OFFENSES
1	-	-	1	-	-	-	-	-	-	IMMIGRATION LAWS
-	-	-	-	-	-	-	-	-	-	LIQUOR, INTERNAL REV.
9	-	8	1	-	-	2	2	-	-	SELECTIVE SERVICE ACT
-	-	-	-	-	-	-	-	-	-	OTHER SPECIAL OFFENSES (FEDERAL STATUTES)

**TABLE 3**  
**UNITED STATES DISTRICT COURTS**  
**TYPE AND LENGTH OF SENTENCES FOR CONVICTED DEFENDANTS BY OFFENSE**  
**TWELVE MONTH PERIOD ENDED JUNE 30, 1979**

DISTRICT AND OFFENSE	TOTAL	TERMS OF IMPRISONMENT						PROBATION TERMS OF SPLIT SENTENCES				
		TOTAL	12 MOS. AND UNDER	13-24 MOS.	25-36 MOS.	37-60 MOS.	61 MOS. AND OVER	TOTAL	12 MOS. AND UNDER	13-24 MOS.	25-48 MOS.	49 MOS. AND OVER
TEXAS SOUTHERN TOTAL	1,640	452	61	91	89	144	67	188	4	7	73	104
HOMICIDE	-	-	-	-	-	-	-	-	-	-	-	-
ROBBERY	16	16	-	-	-	5	11	-	-	-	-	-
ASSAULT	9	5	-	-	2	-	3	1	-	-	1	-
BURGLARY	-	-	-	-	-	-	-	-	-	-	-	-
LARCENY AND THEFT	25	9	2	1	1	4	1	-	-	-	-	-
EMBEZZLEMENT	48	11	2	2	2	4	1	8	-	3	4	1
FRAUD	125	19	4	6	2	6	1	13	-	-	3	10
AUTO THEFT	22	14	-	3	4	7	-	2	-	-	1	1
FORGERY, COUNTERFEIT	38	17	1	4	4	6	2	5	-	-	2	3
SEX OFFENSES	-	-	-	-	-	-	-	-	-	-	-	-
MARIHUANA	325	139	15	37	33	48	6	45	-	-	22	23
NARCOTICS	144	91	5	5	12	36	33	10	-	-	6	4
WEAPONS AND FIREARMS	46	17	1	6	-	8	2	6	-	-	3	3
ESCAPE	34	20	5	3	4	8	-	4	-	-	3	1
OTHER GENERAL OFFENSES	15	10	2	1	2	1	4	-	-	-	-	-
IMMIGRATION LAWS	710	74	20	20	22	11	1	90	3	4	25	58
LIQUOR, INTERNAL REV.	-	-	-	-	-	-	-	-	-	-	-	-
SELECTIVE SERVICE ACT	-	-	-	-	-	-	-	-	-	-	-	-
OTHER SPECIAL OFFENSES (FEDERAL STATUTES)	83	10	4	3	1	-	2	4	1	-	3	-
TEXAS WESTERN TOTAL	793	456	42	70	84	160	100	76	5	11	13	47
HOMICIDE	3	3	-	-	-	1	2	-	-	-	-	-
ROBBERY	8	6	-	-	-	2	4	-	-	-	-	-
ASSAULT	7	3	-	1	-	2	-	1	-	1	-	-
BURGLARY	4	2	-	-	-	1	1	-	-	-	-	-
LARCENY AND THEFT	79	21	4	1	2	6	8	5	2	1	-	2
EMBEZZLEMENT	11	3	-	-	-	3	-	2	-	-	1	-
FRAUD	80	33	10	5	6	11	1	9	1	-	2	6
AUTO THEFT	9	9	-	-	4	5	-	-	-	-	-	-
FORGERY, COUNTERFEIT	36	22	-	4	6	12	-	4	-	-	2	2
SEX OFFENSES	3	2	-	-	-	-	-	-	-	-	-	-
MARIHUANA	111	69	3	6	14	32	14	3	-	2	-	1
NARCOTICS	168	124	2	8	14	46	54	7	-	-	1	6
WEAPONS AND FIREARMS	33	18	1	8	3	3	3	5	-	1	3	1
ESCAPE	47	35	12	9	7	6	1	8	1	2	-	5
OTHER GENERAL OFFENSES	8	3	-	-	-	2	1	-	-	-	-	-
IMMIGRATION LAWS	162	91	7	27	25	23	9	31	-	3	4	24
LIQUOR, INTERNAL REV.	-	-	-	-	-	-	-	-	-	-	-	-
SELECTIVE SERVICE ACT	-	-	-	-	-	-	-	-	-	-	-	-
OTHER SPECIAL OFFENSES (FEDERAL STATUTES)	24	12	3	1	3	5	-	1	-	1	-	-
CANAL ZONE TOTAL	228	93	29	20	10	18	16	36	7	3	23	3
HOMICIDE	3	2	-	-	-	-	2	-	-	-	-	-
ROBBERY	20	15	-	4	4	2	5	5	1	-	2	2
ASSAULT	10	6	4	-	-	1	1	1	-	-	-	1
BURGLARY	42	28	3	7	3	10	5	12	3	2	7	-
LARCENY AND THEFT	33	9	4	3	2	-	-	7	2	1	4	-
EMBEZZLEMENT	9	5	2	-	1	1	1	1	-	-	1	-
FRAUD	4	-	-	-	-	-	-	-	-	-	-	-
AUTO THEFT	1	-	-	-	-	-	-	-	-	-	-	-
FORGERY, COUNTERFEIT	6	1	-	-	-	-	1	-	-	-	-	-
SEX OFFENSES	3	2	1	-	-	1	-	1	-	-	1	-
MARIHUANA	66	16	11	4	-	1	-	7	-	-	7	-
NARCOTICS	13	2	-	-	-	2	-	1	-	-	1	-
WEAPONS AND FIREARMS	1	-	-	-	-	-	-	-	-	-	-	-
ESCAPE	6	5	3	2	-	-	-	-	-	-	-	-
OTHER GENERAL OFFENSES	9	1	-	-	-	-	1	-	1	-	-	-
IMMIGRATION LAWS	1	1	1	-	-	-	-	-	-	-	-	-
LIQUOR, INTERNAL REV.	-	-	-	-	-	-	-	-	-	-	-	-
SELECTIVE SERVICE ACT	-	-	-	-	-	-	-	-	-	-	-	-
OTHER SPECIAL OFFENSES (FEDERAL STATUTES)	1	-	-	-	-	-	-	-	-	-	-	-

**TABLE 3**  
**UNITED STATES DISTRICT COURTS**  
**TYPE AND LENGTH OF SENTENCES FOR CONVICTED DEFENDANTS BY OFFENSE**  
**TWELVE MONTH PERIOD ENDED JUNE 30, 1979**

TOTAL	TERMS OF PROBATION				PROBATION W/O SUPERVISION SUSPENDED SENTENCE	FINE ONLY				DISTRICT AND OFFENSE
	12 MOS. AND UNDER	13-24 MOS.	25-48 MOS.	49 MOS. AND OVER		TOTAL	LESS THAN \$1,000	\$1,000- 9,999	\$10,000 AND OVER	
862	55	116	452	239	110	28	6	7	15	TEXAS SOUTHERN TOTAL
-	-	-	-	-	-	-	-	-	-	HOMICIDE
-	-	-	-	-	-	-	-	-	-	ROBBERY
3	-	1	2	-	-	-	-	-	-	ASSAULT
-	-	-	-	-	-	-	-	-	-	BURGLARY
16	5	2	5	4	-	-	-	-	-	LARCENY AND THEFT
27	-	6	10	11	-	2	2	-	-	EMBEZZLEMENT
74	1	9	26	38	17	2	-	-	2	FRAUD
6	-	-	3	3	-	-	-	-	-	AUTO THEFT
16	-	-	11	5	-	-	-	-	-	FORGERY, COUNTERFEIT,
-	-	-	-	-	-	-	-	-	-	SEX OFFENSES
138	9	18	61	50	3	-	-	-	-	MARIJUANA
40	4	4	18	14	3	-	-	-	-	NARCOTICS
22	-	2	14	6	1	-	-	-	-	WEAPONS AND FIREARMS
10	2	-	4	4	-	-	-	-	-	ESCAPE
5	-	1	3	1	-	-	-	-	-	OTHER GENERAL OFFENSES
459	15	63	281	100	84	3	2	-	1	IMMIGRATION LAWS
-	-	-	-	-	-	-	-	-	-	LIQUOR, INTERNAL REV.
-	-	-	-	-	-	-	-	-	-	SELECTIVE SERVICE ACT
46	19	10	14	3	2	21	2	7	12	OTHER SPECIAL OFFENSES (FEDERAL STATUTES)
203	23	23	38	119	6	52	26	13	13	TEXAS WESTERN TOTAL
-	-	-	-	-	-	-	-	-	-	HOMICIDE
2	-	-	-	2	-	-	-	-	-	ROBBERY
1	-	1	-	-	1	1	1	-	-	ASSAULT
2	2	-	-	-	-	-	-	-	-	BURGLARY
24	11	3	2	8	-	29	14	5	10	LARCENY AND THEFT
5	-	-	3	2	-	1	-	1	-	EMBEZZLEMENT
28	2	7	8	11	-	10	3	5	2	FRAUD
-	-	-	-	-	-	-	-	-	-	AUTO THEFT
10	2	2	3	3	-	-	-	-	-	FORGERY, COUNTERFEIT,
1	-	-	-	1	-	-	-	-	-	SEX OFFENSES
36	-	1	4	31	1	2	2	-	-	MARIJUANA
36	4	1	7	24	-	1	-	1	-	NARCOTICS
9	-	3	2	4	-	1	1	-	-	WEAPONS AND FIREARMS
4	-	1	1	2	-	-	-	-	-	ESCAPE
3	-	1	-	2	-	2	1	1	-	OTHER GENERAL OFFENSES
36	-	2	7	27	4	-	-	-	-	IMMIGRATION LAWS
-	-	-	-	-	-	-	-	-	-	LIQUOR, INTERNAL REV.
-	-	-	-	-	-	-	-	-	-	SELECTIVE SERVICE ACT
6	2	1	1	2	-	5	4	-	1	OTHER SPECIAL OFFENSES (FEDERAL STATUTES)
77	50	3	20	4	-	22	13	3	6	CANAL ZONE TOTAL
-	-	-	-	-	-	1	1	-	-	HOMICIDE
-	-	-	-	-	-	-	-	-	-	ROBBERY
1	1	-	-	-	-	2	-	1	1	ASSAULT
15	8	-	4	3	-	2	1	-	1	BURGLARY
2	-	1	1	-	-	1	1	-	-	LARCENY AND THEFT
1	-	-	1	-	-	3	2	1	-	EMBEZZLEMENT
1	-	-	-	-	-	-	-	-	-	FRAUD
5	1	-	4	-	-	-	-	-	-	AUTO THEFT
-	-	-	-	-	-	-	-	-	-	FORGERY, COUNTERFEIT,
37	33	-	3	1	-	6	5	-	1	SEX OFFENSES
10	7	-	3	-	-	-	-	-	-	MARIJUANA
-	-	-	-	-	-	1	1	-	-	NARCOTICS
-	-	-	-	-	-	1	-	-	1	WEAPONS AND FIREARMS
-	-	-	-	-	-	5	2	1	2	ESCAPE
-	-	-	-	-	-	-	-	-	-	OTHER GENERAL OFFENSES
-	-	-	-	-	-	-	-	-	-	IMMIGRATION LAWS
-	-	-	-	-	-	-	-	-	-	LIQUOR, INTERNAL REV.
1	-	-	1	-	-	-	-	-	-	SELECTIVE SERVICE ACT
-	-	-	-	-	-	-	-	-	-	OTHER SPECIAL OFFENSES (FEDERAL STATUTES)

X-3-30

**TABLE 3**  
**UNITED STATES DISTRICT COURTS**  
**TYPE AND LENGTH OF SENTENCES FOR CONVICTED DEFENDANTS BY OFFENSE**  
**TWELVE MONTH PERIOD ENDED JUNE 30, 1979**

DISTRICT AND OFFENSE	TOTAL	TERMS OF IMPRISONMENT						PROBATION TERMS OF SPLIT SENTENCES				
		TOTAL	12 MOS. AND UNDER	13-24 MOS.	25-36 MOS.	37-60 MOS.	61 MOS. AND OVER	TOTAL	12 MOS. AND UNDER	13-24 MOS.	25-48 MOS.	49 MOS. AND OVER
KENTUCKY EASTERN TOTAL	222	135	29	34	17	36	19	34	1	1	8	24
HOMICIDE	1	1	-	-	-	-	1	-	-	-	-	-
ROBBERY	6	4	-	-	-	-	4	-	-	-	-	-
ASSAULT	1	1	-	-	-	-	1	-	-	-	-	1
BURGLARY	1	1	-	-	-	1	-	-	-	-	-	-
LARCENY AND THEFT	28	15	4	4	3	4	-	8	-	-	2	6
EMBEZZLEMENT	4	1	1	-	-	-	-	-	-	-	-	-
FRAUD	27	11	4	5	1	1	-	3	-	1	-	2
AUTO THEFT	14	14	2	4	2	6	-	-	-	-	2	2
FORGERY, COUNTERFEIT,	19	11	2	3	3	2	1	3	-	-	-	-
SEX OFFENSES	-	-	-	-	-	-	-	-	-	-	2	1
MARIJUANA	1	1	-	1	-	-	-	-	-	-	-	-
NARCOTICS	11	9	2	1	2	2	2	2	1	-	-	-
WEAPONS AND FIREARMS	26	18	1	7	2	3	-	5	-	-	-	1
ESCAPE	19	16	3	5	2	6	-	5	-	-	1	4
OTHER GENERAL OFFENSES	32	26	7	3	2	8	6	2	-	-	1	1
IMMIGRATION LAWS	-	-	-	-	-	-	-	6	-	-	-	6
LIQUOR, INTERNAL REV.	2	1	-	1	-	-	-	-	-	-	-	-
SELECTIVE SERVICE ACT	-	-	-	-	-	-	-	-	-	-	-	-
OTHER SPECIAL OFFENSES (FEDERAL STATUTES)	30	5	3	-	-	2	-	-	-	-	-	-
KENTUCKY WESTERN TOTAL	486	126	31	34	18	23	20	32	4	18	5	5
HOMICIDE	-	-	-	-	-	-	-	-	-	-	-	-
ROBBERY	12	12	-	-	-	1	11	-	-	-	-	-
ASSAULT	6	3	1	-	-	2	-	-	-	-	-	-
BURGLARY	2	1	-	-	1	-	-	1	-	-	-	-
LARCENY AND THEFT	211	15	5	3	2	4	-	7	1	-	-	-
EMBEZZLEMENT	7	-	-	-	-	-	1	2	1	5	1	-
FRAUD	51	16	3	10	3	-	-	10	1	5	2	2
AUTO THEFT	16	11	-	6	3	1	1	2	-	1	1	-
FORGERY, COUNTERFEIT,	38	17	2	3	5	7	-	1	-	-	-	-
SEX OFFENSES	3	1	-	1	-	-	-	-	-	1	-	-
MARIJUANA	16	3	-	2	-	-	-	-	-	-	-	-
NARCOTICS	9	2	-	2	-	1	-	-	-	-	-	-
WEAPONS AND FIREARMS	25	16	4	-	-	1	1	1	-	1	-	-
ESCAPE	15	15	9	2	1	5	4	1	-	-	-	1
OTHER GENERAL OFFENSES	32	10	4	5	-	-	1	3	1	-	1	1
IMMIGRATION LAWS	2	-	-	-	-	-	-	-	-	-	-	-
LIQUOR, INTERNAL REV.	-	-	-	-	-	-	-	-	-	-	-	-
SELECTIVE SERVICE ACT	-	-	-	-	-	-	-	-	-	-	-	-
OTHER SPECIAL OFFENSES (FEDERAL STATUTES)	41	4	3	-	1	-	-	4	-	4	-	-
MICHIGAN EASTERN TOTAL	664	339	75	111	64	53	36	73	8	37	26	2
HOMICIDE	-	-	-	-	-	-	-	-	-	-	-	-
ROBBERY	28	25	-	-	1	6	18	1	-	-	-	-
ASSAULT	4	2	2	-	-	-	-	-	-	1	-	-
BURGLARY	3	1	-	-	-	-	-	-	-	-	-	-
LARCENY AND THEFT	52	29	5	11	6	6	1	7	1	3	3	-
EMBEZZLEMENT	24	3	2	1	-	-	-	7	-	2	4	-
FRAUD	123	39	17	13	8	1	-	22	3	13	5	1
AUTO THEFT	12	9	1	4	4	-	-	1	-	-	-	-
FORGERY, COUNTERFEIT,	87	41	10	20	5	6	-	13	1	9	3	-
SEX OFFENSES	-	-	-	-	-	-	-	-	-	-	-	-
MARIJUANA	18	11	1	5	1	3	1	1	1	-	-	-
NARCOTICS	143	105	15	30	30	22	8	8	-	3	5	-
WEAPONS AND FIREARMS	64	40	5	21	5	5	4	4	-	-	-	-
ESCAPE	7	7	4	2	1	-	-	-	-	3	1	-
OTHER GENERAL OFFENSES	39	15	6	1	2	3	3	6	1	2	3	-
IMMIGRATION LAWS	18	5	3	2	-	-	-	-	-	-	-	-
LIQUOR, INTERNAL REV.	-	-	-	-	-	-	-	-	-	-	-	-
SELECTIVE SERVICE ACT	-	-	-	-	-	-	-	-	-	-	-	-
OTHER SPECIAL OFFENSES (FEDERAL STATUTES)	42	7	4	1	-	1	1	3	1	1	1	-

X-3-31

**TABLE 3**  
**UNITED STATES DISTRICT COURTS**  
**TYPE AND LENGTH OF SENTENCES FOR CONVICTED DEFENDANTS BY OFFENSE**  
**TWELVE MONTH PERIOD ENDED JUNE 30, 1979**

TOTAL	TERMS OF PROBATION				PROBATION W/O SUPERVISION SUSPENDED SENTENCE	FINE ONLY				DISTRICT AND OFFENSE
	12 MOS. AND UNDER	13-24 MOS.	25-48 MOS.	49 MOS. AND OVER		TOTAL	LESS THAN \$1,000	\$1,000- 9,999	\$10,000 AND OVER	
36	3	9	7	17	2	15	12	3	-	KENTUCKY EASTERN TOTAL
-	-	-	-	-	-	-	-	-	-	HOMICIDE
1	-	-	-	1	-	-	-	-	-	ROBBERY
-	-	-	-	-	-	-	-	-	-	ASSAULT
-	-	-	-	-	-	-	-	-	-	BURGLARY
5	-	1	1	3	-	-	-	-	-	LARCENY AND THEFT
-	-	-	-	-	-	-	-	-	-	EMBEZZLEMENT
9	2	4	1	2	1	2	1	1	-	FRAUD
-	-	-	-	-	-	-	-	-	-	AUTO THEFT
5	-	-	1	4	-	-	-	-	-	FORGERY, COUNTERFEIT
-	-	-	-	-	-	-	-	-	-	SEX OFFENSES
-	-	-	-	-	-	-	-	-	-	MARIHUANA
-	-	-	-	-	-	-	-	-	-	NARCOTICS
2	-	-	2	-	1	-	-	-	-	WEAPONS AND FIREARMS
1	1	-	-	-	-	-	-	-	-	ESCAPE
-	-	-	-	-	-	-	-	-	-	OTHER GENERAL OFFENSES
-	-	-	-	-	-	-	-	-	-	IMMIGRATION LAWS
1	-	1	-	-	-	-	-	-	-	LIQUOR, INTERNAL REV.
-	-	-	-	-	-	-	-	-	-	SELECTIVE SERVICE ACT
12	-	3	2	7	-	13	11	2	-	OTHER SPECIAL OFFENSES (FEDERAL STATUTES)
147	33	76	21	17	91	90	71	10	9	KENTUCKY WESTERN TOTAL
-	-	-	-	-	-	-	-	-	-	HOMICIDE
-	-	-	-	-	-	-	-	-	-	ROBBERY
1	1	-	-	-	2	-	-	-	-	ASSAULT
-	-	-	-	-	-	-	-	-	-	BURGLARY
41	13	22	4	2	87	61	60	1	-	LARCENY AND THEFT
5	1	4	-	-	-	-	-	-	-	EMBEZZLEMENT
22	1	6	5	10	1	2	1	1	-	FRAUD
3	1	2	-	-	-	-	-	-	-	AUTO THEFT
20	1	14	4	1	-	-	-	-	-	FORGERY, COUNTERFEIT
2	-	2	-	-	-	-	-	-	-	SEX OFFENSES
12	6	3	3	-	-	1	1	-	-	MARIHUANA
5	-	1	2	2	-	1	-	1	-	NARCOTICS
8	2	5	-	1	-	-	-	-	-	WEAPONS AND FIREARMS
-	-	-	-	-	-	-	-	-	-	ESCAPE
14	3	8	2	1	-	5	3	2	-	OTHER GENERAL OFFENSES
1	1	-	-	-	-	1	-	-	1	IMMIGRATION LAWS
-	-	-	-	-	-	-	-	-	-	LIQUOR, INTERNAL REV.
-	-	-	-	-	-	-	-	-	-	SELECTIVE SERVICE ACT
13	3	9	1	-	1	19	6	5	8	OTHER SPECIAL OFFENSES (FEDERAL STATUTES)
226	24	115	78	9	4	22	5	13	4	MICHIGAN EASTERN TOTAL
-	-	-	-	-	-	-	-	-	-	HOMICIDE
2	1	-	1	-	-	-	-	-	-	ROBBERY
1	1	-	-	-	1	-	-	-	-	ASSAULT
2	-	1	1	-	-	-	-	-	-	BURGLARY
16	-	8	7	1	-	-	-	-	-	LARCENY AND THEFT
14	-	7	7	-	-	-	-	-	-	EMBEZZLEMENT
55	6	29	19	1	-	7	2	4	1	FRAUD
2	-	1	1	-	-	-	-	-	-	AUTO THEFT
33	-	15	16	2	-	-	-	-	-	FORGERY, COUNTERFEIT
-	-	-	-	-	-	-	-	-	-	SEX OFFENSES
6	2	-	4	-	-	-	-	-	-	MARIHUANA
29	2	12	14	1	1	-	-	-	-	NARCOTICS
18	-	14	4	-	-	2	1	1	-	WEAPONS AND FIREARMS
-	-	-	-	-	-	-	-	-	-	ESCAPE
15	3	10	1	1	-	3	-	1	2	OTHER GENERAL OFFENSES
11	3	5	1	2	2	-	-	-	-	IMMIGRATION LAWS
-	-	-	-	-	-	-	-	-	-	LIQUOR, INTERNAL REV.
-	-	-	-	-	-	-	-	-	-	SELECTIVE SERVICE ACT
22	6	13	2	1	-	10	2	7	1	OTHER SPECIAL OFFENSES (FEDERAL STATUTES)

**TABLE 3**  
**UNITED STATES DISTRICT COURTS**  
**TYPE AND LENGTH OF SENTENCES FOR CONVICTED DEFENDANTS BY OFFENSE**  
**TWELVE MONTH PERIOD ENDED JUNE 30, 1979**

DISTRICT AND OFFENSE	TOTAL	TERMS OF IMPRISONMENT						PROBATION TERMS OF SPLIT SENTENCES				
		TOTAL	12 MOS. AND UNDER	13-24 MOS.	25-36 MOS.	37-60 MOS.	61 MOS. AND OVER	TOTAL	12 MOS. AND UNDER	13-24 MOS.	25-48 MOS.	49 MOS. AND OVER
MICHIGAN WESTERN TOTAL	183	52	8	4	6	18	16	9	-	1	7	1
HOMICIDE	1	-	-	-	-	-	-	-	-	-	-	-
ROBBERY	8	8	-	-	-	2	6	-	-	-	-	-
ASSAULT	2	-	-	-	-	-	-	-	-	-	-	-
BURGLARY	-	-	-	-	-	-	-	-	-	-	-	-
LARCENY AND THEFT	29	4	-	1	-	3	-	-	-	-	-	-
EMBEZZLEMENT	17	2	1	-	-	1	-	1	-	-	1	-
FRAUD	34	10	1	2	2	4	1	2	-	-	1	1
AUTO THEFT	5	1	-	-	-	1	-	-	-	-	-	-
FORGERY, COUNTERFEIT	36	7	-	-	1	4	2	3	-	1	2	-
SEX OFFENSES	1	1	-	-	-	-	1	-	-	-	-	-
MARIHUANA	-	-	-	-	-	-	-	-	-	-	-	-
NARCOTICS	16	11	1	1	1	3	5	1	-	-	1	-
WEAPONS AND FIREARMS	7	2	-	-	1	-	1	2	-	-	2	-
ESCAPE	-	-	-	-	-	-	-	-	-	-	-	-
OTHER GENERAL OFFENSES	3	-	-	-	-	-	-	-	-	-	-	-
IMMIGRATION LAWS	2	2	1	-	1	-	-	-	-	-	-	-
LIQUOR, INTERNAL REV.	-	-	-	-	-	-	-	-	-	-	-	-
SELECTIVE SERVICE ACT	-	-	-	-	-	-	-	-	-	-	-	-
OTHER SPECIAL OFFENSES (FEDERAL STATUTES)	22	4	4	-	-	-	-	-	-	-	-	-
OHIO NORTHERN TOTAL	383	136	29	20	17	38	32	42	5	7	14	16
HOMICIDE	-	-	-	-	-	-	-	-	-	-	-	-
ROBBERY	23	21	-	1	-	1	19	1	-	-	-	1
ASSAULT	2	-	-	-	-	-	-	-	-	-	-	-
BURGLARY	-	-	-	-	-	-	-	-	-	-	-	-
LARCENY AND THEFT	40	19	2	3	1	10	3	4	-	1	2	1
EMBEZZLEMENT	41	4	2	-	1	1	-	6	-	-	4	2
FRAUD	80	19	6	5	3	4	1	11	4	2	1	4
AUTO THEFT	11	11	1	1	2	6	1	-	-	-	-	-
FORGERY, COUNTERFEIT	48	16	3	1	4	6	2	3	-	1	1	1
SEX OFFENSES	-	-	-	-	-	-	-	-	-	-	-	-
MARIHUANA	1	-	-	-	-	-	-	-	-	-	-	-
NARCOTICS	12	10	1	1	2	4	2	-	-	-	-	-
WEAPONS AND FIREARMS	50	17	3	8	1	4	1	12	-	2	3	7
ESCAPE	-	-	-	-	-	-	-	-	-	-	-	-
OTHER GENERAL OFFENSES	18	11	6	-	2	1	2	3	-	1	2	-
IMMIGRATION LAWS	2	1	1	-	-	-	-	-	-	-	-	-
LIQUOR, INTERNAL REV.	-	-	-	-	-	-	-	-	-	-	-	-
SELECTIVE SERVICE ACT	-	-	-	-	-	-	-	-	-	-	-	-
OTHER SPECIAL OFFENSES (FEDERAL STATUTES)	55	7	4	-	1	1	1	2	1	-	1	-
OHIO SOUTHERN TOTAL	278	136	20	11	23	38	44	23	1	7	14	1
HOMICIDE	-	-	-	-	-	-	-	-	-	-	-	-
ROBBERY	30	29	-	-	-	2	27	-	-	-	-	-
ASSAULT	1	1	-	1	-	-	-	-	-	-	-	-
BURGLARY	1	1	1	-	-	-	-	-	-	-	-	-
LARCENY AND THEFT	48	20	3	4	3	8	2	6	-	1	5	-
EMBEZZLEMENT	32	11	4	2	3	2	-	5	1	-	3	1
FRAUD	56	18	3	3	7	4	1	4	-	3	1	-
AUTO THEFT	7	6	-	-	2	3	1	-	-	-	-	-
FORGERY, COUNTERFEIT	48	21	2	-	4	12	3	7	-	2	5	-
SEX OFFENSES	-	-	-	-	-	-	-	-	-	-	-	-
MARIHUANA	-	-	-	-	-	-	-	-	-	-	-	-
NARCOTICS	12	6	1	-	2	2	1	-	-	-	-	-
WEAPONS AND FIREARMS	13	4	-	-	-	2	2	-	-	-	-	-
ESCAPE	3	3	2	-	-	1	-	-	-	-	-	-
OTHER GENERAL OFFENSES	17	12	1	1	2	1	7	1	-	1	-	-
IMMIGRATION LAWS	2	1	1	-	-	-	-	-	-	-	-	-
LIQUOR, INTERNAL REV.	-	-	-	-	-	-	-	-	-	-	-	-
SELECTIVE SERVICE ACT	-	-	-	-	-	-	-	-	-	-	-	-
OTHER SPECIAL OFFENSES (FEDERAL STATUTES)	8	3	2	-	-	1	-	-	-	-	-	-

**TABLE 3**  
**UNITED STATES DISTRICT COURTS**  
**TYPE AND LENGTH OF SENTENCES FOR CONVICTED DEFENDANTS BY OFFENSE**  
**TWELVE MONTH PERIOD ENDED JUNE 30, 1979**

TOTAL	TERMS OF PROBATION				PROBATION W/O SUPERVISION SUSPENDED SENTENCE	FINE ONLY				DISTRICT AND OFFENSE
	12 MOS. AND UNDER	13-24 MOS.	25-48 MOS.	49 MOS. AND OVER		TOTAL	LESS THAN \$1,000	\$1,000- \$9,999	\$10,000 AND OVER	
112	9	28	65	10	-	10	6	4	-	MICHIGAN WESTERN TOTAL
1	-	-	-	1	-	-	-	-	-	HOMICIDE
2	1	1	-	-	-	-	-	-	-	ROBBERY
23	-	6	16	1	-	-	-	-	-	ASSAULT
14	1	4	6	3	-	2	2	-	-	BURGLARY
21	3	7	11	-	-	-	-	-	-	LARCENY AND THEFT
4	-	1	3	-	-	1	1	-	-	EMBEZZLEMENT
26	1	6	17	2	-	-	-	-	-	FRAUD
-	-	-	-	-	-	-	-	-	-	AUTO THEFT
4	-	-	-	-	-	-	-	-	-	FORGERY, COUNTERFEIT.
2	-	3	1	-	-	-	-	-	-	SEX OFFENSES
3	-	1	1	-	-	-	-	-	-	MARIHUANA
-	-	-	-	-	-	-	-	-	-	NARCOTICS
-	-	-	3	-	-	-	-	-	-	WEAPONS AND FIREARMS
-	-	-	-	-	-	-	-	-	-	ESCAPE
-	-	-	-	-	-	-	-	-	-	OTHER GENERAL OFFENSES
12	3	2	5	2	-	6	3	3	-	IMMIGRATION LAWS
										LIQUOR, INTERNAL REV.
										SELECTIVE SERVICE ACT
										OTHER SPECIAL OFFENSES (FEDERAL STATUTES)
178	24	42	79	33	2	25	3	6	16	OHIO NORTHERN TOTAL
1	-	-	-	-	-	-	-	-	-	HOMICIDE
1	-	1	-	1	-	-	-	-	-	ROBBERY
17	3	2	9	3	-	-	-	-	-	ASSAULT
31	1	6	18	6	-	-	-	-	-	BURGLARY
47	9	12	17	9	-	3	-	2	1	LARCENY AND THEFT
29	3	9	13	4	-	-	-	-	-	EMBEZZLEMENT
-	-	-	-	-	-	-	-	-	-	FRAUD
-	-	-	-	-	-	-	-	-	-	AUTO THEFT
2	1	-	1	-	-	1	1	-	-	FORGERY, COUNTERFEIT.
21	1	5	11	4	-	-	-	-	-	SEX OFFENSES
4	-	1	2	1	-	-	-	-	-	MARIHUANA
1	-	-	1	-	-	-	-	-	-	NARCOTICS
-	-	-	-	-	-	-	-	-	-	WEAPONS AND FIREARMS
-	-	-	-	-	-	-	-	-	-	ESCAPE
-	-	-	-	-	-	-	-	-	-	OTHER GENERAL OFFENSES
24	6	6	7	5	1	21	2	4	15	IMMIGRATION LAWS
										LIQUOR, INTERNAL REV.
										SELECTIVE SERVICE ACT
										OTHER SPECIAL OFFENSES (FEDERAL STATUTES)
101	20	31	47	3	3	15	5	10	-	OHIO SOUTHERN TOTAL
1	1	-	-	-	-	-	-	-	-	HOMICIDE
21	3	8	10	-	-	-	-	-	-	ROBBERY
14	4	4	5	1	-	-	-	-	-	ASSAULT
24	4	10	10	-	-	1	1	-	-	BURGLARY
1	-	-	1	-	-	9	1	8	-	LARCENY AND THEFT
19	1	6	11	1	-	-	-	-	-	EMBEZZLEMENT
-	-	-	-	-	-	-	-	-	-	FRAUD
-	-	-	-	-	-	-	-	-	-	AUTO THEFT
6	-	1	4	1	-	-	-	-	-	FORGERY, COUNTERFEIT.
7	2	2	3	-	-	2	1	1	-	SEX OFFENSES
3	1	-	2	-	-	-	-	-	-	MARIHUANA
1	-	-	-	-	-	-	-	-	-	NARCOTICS
-	-	-	-	-	-	-	-	-	-	WEAPONS AND FIREARMS
-	-	-	-	-	-	-	-	-	-	ESCAPE
-	-	-	-	-	-	-	-	-	-	OTHER GENERAL OFFENSES
4	3	-	1	-	-	1	-	-	-	IMMIGRATION LAWS
										LIQUOR, INTERNAL REV.
										SELECTIVE SERVICE ACT
										OTHER SPECIAL OFFENSES (FEDERAL STATUTES)

**TABLE 3**  
**UNITED STATES DISTRICT COURTS**  
**TYPE AND LENGTH OF SENTENCES FOR CONVICTED DEFENDANTS BY OFFENSE**  
**TWELVE MONTH PERIOD ENDED JUNE 30, 1979**

DISTRICT AND OFFENSE	TOTAL	TERMS OF IMPRISONMENT						PROBATION TERMS OF SPLIT SENTENCES				
		TOTAL	12 MOS. AND UNDER	13-24 MOS.	25-36 MOS.	37-60 MOS.	61 MOS. AND OVER	TOTAL	12 MOS. AND UNDER	13-24 MOS.	25-48 MOS.	49 MOS. AND OVER
TENNESSEE EASTERN TOTAL	150	66	4	12	12	19	19	14	1	8	4	1
HOMICIDE	-	-	-	-	-	-	-	-	-	-	-	-
ROBBERY	11	11	-	-	-	2	9	-	-	-	-	-
ASSAULT	2	1	-	-	-	-	1	-	-	-	-	-
BURGLARY	-	-	-	-	-	-	-	-	-	-	-	-
LARCENY AND THEFT	17	10	-	3	1	6	-	1	-	-	-	1
EMBEZZLEMENT	14	8	1	3	2	2	-	5	-	4	1	-
FRAUD	30	5	1	1	-	1	2	1	-	-	1	-
AUTO THEFT	7	5	-	1	1	2	1	1	-	1	-	-
FORGERY, COUNTERFEIT.	22	10	1	1	6	1	1	2	-	2	-	-
SEX OFFENSES	-	-	-	-	-	-	-	-	-	-	-	-
MARIHUANA	1	1	-	-	-	-	-	-	-	-	-	-
NARCOTICS	3	2	-	1	-	-	-	-	-	-	-	-
WEAPONS AND FIREARMS	15	3	1	1	-	1	-	2	-	1	1	-
ESCAPE	4	4	-	1	-	1	2	-	-	-	-	-
OTHER GENERAL OFFENSES	8	5	-	-	-	3	2	-	-	-	-	-
IMMIGRATION LAWS	-	-	-	-	-	-	-	-	-	-	-	-
LIQUOR, INTERNAL REV.	2	1	-	-	1	-	-	-	-	-	-	-
SELECTIVE SERVICE ACT	-	-	-	-	-	-	-	-	-	-	-	-
OTHER SPECIAL OFFENSES (FEDERAL STATUTES)	14	-	-	-	-	-	-	1	1	-	-	-
TENNESSEE MIDDLE TOTAL	258	98	15	19	17	24	23	17	2	3	3	9
HOMICIDE	-	-	-	-	-	-	-	-	-	-	-	-
ROBBERY	3	3	-	-	-	-	3	-	-	-	-	-
ASSAULT	1	-	-	-	-	-	-	-	-	-	-	-
BURGLARY	-	-	-	-	-	-	-	-	-	-	-	-
LARCENY AND THEFT	16	9	1	-	1	3	4	1	-	-	-	1
EMBEZZLEMENT	8	1	-	-	-	1	-	2	-	-	1	1
FRAUD	40	9	2	5	1	1	-	5	1	-	-	4
AUTO THEFT	8	6	-	1	4	1	-	1	-	-	-	1
FORGERY, COUNTERFEIT.	27	11	1	1	3	6	-	2	-	1	1	-
SEX OFFENSES	3	-	-	-	-	-	-	-	-	-	-	-
MARIHUANA	4	3	1	1	-	1	-	-	-	-	-	-
NARCOTICS	19	15	1	1	5	2	6	1	-	-	-	1
WEAPONS AND FIREARMS	31	20	2	8	1	6	3	2	1	1	-	-
ESCAPE	8	6	3	1	2	-	-	1	-	-	-	1
OTHER GENERAL OFFENSES	61	8	1	-	-	1	6	-	-	-	-	-
IMMIGRATION LAWS	-	-	-	-	-	-	-	-	-	-	-	-
LIQUOR, INTERNAL REV.	-	-	-	-	-	-	-	-	-	-	-	-
SELECTIVE SERVICE ACT	-	-	-	-	-	-	-	-	-	-	-	-
OTHER SPECIAL OFFENSES (FEDERAL STATUTES)	29	7	3	1	-	2	1	2	-	1	1	-
TENNESSEE WESTERN TOTAL	332	122	35	32	24	21	10	46	8	21	17	-
HOMICIDE	-	-	-	-	-	-	-	-	-	-	-	-
ROBBERY	2	2	-	1	-	-	1	-	-	-	-	-
ASSAULT	4	1	-	1	-	-	-	2	1	-	1	-
BURGLARY	-	-	-	-	-	-	-	-	-	-	-	-
LARCENY AND THEFT	26	8	2	3	2	-	1	3	-	3	-	-
EMBEZZLEMENT	13	4	3	1	-	-	-	-	-	-	-	-
FRAUD	74	13	6	2	4	1	-	6	2	2	2	-
AUTO THEFT	13	6	-	2	2	2	-	1	-	1	-	-
FORGERY, COUNTERFEIT.	104	39	13	10	7	6	3	22	3	8	11	-
SEX OFFENSES	-	-	-	-	-	-	-	-	-	-	-	-
MARIHUANA	2	2	-	-	2	-	-	-	-	-	-	-
NARCOTICS	26	22	1	4	4	9	4	1	-	-	1	-
WEAPONS AND FIREARMS	10	3	2	1	-	-	-	2	-	2	-	-
ESCAPE	13	11	5	4	1	-	1	-	-	-	-	-
OTHER GENERAL OFFENSES	8	5	2	1	1	1	-	1	-	-	1	-
IMMIGRATION LAWS	1	1	-	1	-	-	-	-	-	-	-	-
LIQUOR, INTERNAL REV.	-	-	-	-	-	-	-	-	-	-	-	-
SELECTIVE SERVICE ACT	-	-	-	-	-	-	-	-	-	-	-	-
OTHER SPECIAL OFFENSES (FEDERAL STATUTES)	36	6	1	1	1	2	-	8	2	5	1	-



**TABLE 3**  
**UNITED STATES DISTRICT COURTS**  
**TYPE AND LENGTH OF SENTENCES FOR CONVICTED DEFENDANTS BY OFFENSE**  
**TWELVE MONTH PERIOD ENDED JUNE 30, 1979**

TOTAL	TERMS OF PROBATION				PROBATION W/O SUPERVISION SUSPENDED SENTENCE	FINE ONLY				DISTRICT AND OFFENSE
	12 MOS. AND UNDER	13-24 MOS.	25-48 MOS.	49 MOS. AND OVER		TOTAL	LESS THAN \$1,000	\$1,000- 9,999	\$10,000 AND OVER	
63	17	27	16	3	1	6	5	1	-	TENNESSEE EASTERN TOTAL
-	-	-	-	-	-	-	-	-	-	HOMICIDE
-	-	-	-	-	-	-	-	-	-	ROBBERY
-	-	-	-	-	-	-	-	-	-	ASSAULT
-	-	-	-	-	-	-	-	-	-	BURGLARY
6	1	2	3	-	-	-	-	-	-	LARCENY AND THEFT
1	-	1	-	-	-	-	-	-	-	EMBEZZLEMENT
23	8	12	3	-	-	1	1	-	-	FRAUD
1	1	-	-	-	-	-	-	-	-	AUTO THEFT
10	-	4	5	1	-	-	-	-	-	FORGERY, COUNTERFEIT
-	-	-	-	-	-	-	-	-	-	SEX OFFENSES
-	-	-	-	-	-	-	-	-	-	MARIJUANA
-	-	-	-	-	-	-	-	-	-	NARCOTICS
8	3	1	3	1	-	2	1	1	-	WEAPONS AND FIREARMS
-	-	-	-	-	-	-	-	-	-	ESCAPE
2	-	-	2	-	1	-	-	-	-	OTHER GENERAL OFFENSES
-	-	-	-	-	-	-	-	-	-	IMMIGRATION LAWS
1	-	1	-	-	-	-	-	-	-	LIQUOR, INTERNAL REV.
-	-	-	-	-	-	-	-	-	-	SELECTIVE SERVICE ACT
11	4	6	-	1	-	2	2	-	-	OTHER SPECIAL OFFENSES (FEDERAL STATUTES)
99	31	26	22	20	18	26	24	-	2	TENNESSEE MIDDLE TOTAL
-	-	-	-	-	-	-	-	-	-	HOMICIDE
-	-	-	-	-	-	-	-	-	-	ROBBERY
-	-	-	-	-	-	-	-	-	-	ASSAULT
-	-	-	-	-	-	-	-	-	-	BURGLARY
5	1	1	-	3	-	1	1	-	-	LARCENY AND THEFT
5	3	10	4	6	-	-	-	-	-	EMBEZZLEMENT
24	3	10	5	6	1	1	-	-	1	FRAUD
1	-	-	1	-	-	-	-	-	-	AUTO THEFT
14	1	2	7	4	-	-	-	-	-	FORGERY, COUNTERFEIT
-	-	-	-	-	2	1	1	-	-	SEX OFFENSES
1	1	-	-	-	-	-	-	-	-	MARIJUANA
3	-	1	1	1	-	-	-	-	-	NARCOTICS
8	1	1	2	4	-	1	1	-	-	WEAPONS AND FIREARMS
1	-	-	-	1	-	-	-	-	-	ESCAPE
21	19	1	-	1	10	22	21	-	1	OTHER GENERAL OFFENSES
-	-	-	-	-	-	-	-	-	-	IMMIGRATION LAWS
-	-	-	-	-	-	-	-	-	-	LIQUOR, INTERNAL REV.
-	-	-	-	-	-	-	-	-	-	SELECTIVE SERVICE ACT
16	5	9	2	-	4	-	-	-	-	OTHER SPECIAL OFFENSES (FEDERAL STATUTES)
139	12	49	67	11	3	22	13	6	3	TENNESSEE WESTERN TOTAL
-	-	-	-	-	-	-	-	-	-	HOMICIDE
-	-	-	-	-	-	-	-	-	-	ROBBERY
1	1	-	-	-	-	-	-	-	-	ASSAULT
-	-	-	-	-	-	-	-	-	-	BURGLARY
14	1	2	10	1	1	-	-	-	-	LARCENY AND THEFT
9	1	3	5	-	-	-	-	-	-	EMBEZZLEMENT
49	7	18	21	3	-	6	4	2	-	FRAUD
6	-	-	6	-	-	-	-	-	-	AUTO THEFT
40	1	13	20	6	1	2	2	-	-	FORGERY, COUNTERFEIT
-	-	-	-	-	-	-	-	-	-	SEX OFFENSES
-	-	-	-	-	-	-	-	-	-	MARIJUANA
3	-	3	-	-	-	-	-	-	-	NARCOTICS
5	-	4	1	-	-	-	-	-	-	WEAPONS AND FIREARMS
2	-	1	1	-	-	-	-	-	-	ESCAPE
2	1	1	-	-	-	-	-	-	-	OTHER GENERAL OFFENSES
-	-	-	-	-	-	-	-	-	-	IMMIGRATION LAWS
-	-	-	-	-	-	-	-	-	-	LIQUOR, INTERNAL REV.
-	-	-	-	-	-	-	-	-	-	SELECTIVE SERVICE ACT
8	-	4	3	1	1	14	7	4	3	OTHER SPECIAL OFFENSES (FEDERAL STATUTES)

**TABLE 3**  
**UNITED STATES DISTRICT COURTS**  
**TYPE AND LENGTH OF SENTENCES FOR CONVICTED DEFENDANTS BY OFFENSE**  
**TWELVE MONTH PERIOD ENDED JUNE 30, 1979**

DISTRICT AND OFFENSE	TOTAL	TERMS OF IMPRISONMENT						PROBATION TERMS OF SPLIT SENTENCES				
		TOTAL	12 MOS. AND UNDER	13-24 MOS.	25-36 MOS.	37-60 MOS.	61 MOS. AND OVER	TOTAL	12 MOS. AND UNDER	13-24 MOS.	25-48 MOS.	49 MOS. AND OVER
ILLINOIS NORTHERN TOTAL	815	317	86	85	53	52	41	129	2	6	52	69
HOMICIDE	-	-	-	-	-	-	-	-	-	-	-	-
ROBBERY	23	15	-	1	-	4	10	6	-	-	1	5
ASSAULT	3	1	-	-	-	1	-	1	-	-	-	1
BURGLARY	-	-	-	-	-	-	-	-	-	-	-	-
LARCENY AND THEFT	106	44	11	13	6	12	2	20	-	-	7	13
EMBEZZLEMENT	43	14	4	6	1	2	1	8	-	-	6	2
FRAUD	195	46	26	9	8	2	1	38	1	3	17	17
AUTO THEFT	7	3	-	1	-	-	2	-	-	-	-	-
FORGERY, COUNTERFEIT	93	26	7	9	6	2	2	12	-	-	7	5
SEX OFFENSES	-	-	-	-	-	-	-	-	-	-	-	-
MARIJUANA	1	1	-	1	-	-	-	-	-	-	-	-
NARCOTICS	140	95	15	24	17	22	17	20	1	-	4	15
WEAPONS AND FIREARMS	57	31	7	6	10	4	4	6	-	1	1	4
ESCAPE	4	2	1	-	-	1	-	-	-	-	-	-
OTHER GENERAL OFFENSES	50	27	9	10	5	1	2	7	-	-	-	-
IMMIGRATION LAWS	18	5	2	3	-	-	-	3	-	-	1	2
LIQUOR, INTERNAL REV.	-	-	-	-	-	-	-	-	-	-	-	-
SELECTIVE SERVICE ACT	-	-	-	-	-	-	-	-	-	-	-	-
OTHER SPECIAL OFFENSES (FEDERAL STATUTES)	75	7	4	2	-	1	-	8	-	1	4	3
ILLINOIS CENTRAL* TOTAL	162	66	13	10	10	18	15	15	1	2	5	7
HOMICIDE	4	4	-	-	-	-	4	-	-	-	-	-
ROBBERY	6	6	-	-	-	1	5	-	-	-	-	-
ASSAULT	3	2	1	-	1	-	-	-	-	-	-	-
BURGLARY	-	-	-	-	-	-	-	-	-	-	-	-
LARCENY AND THEFT	22	6	2	1	1	1	1	2	-	-	2	-
EMBEZZLEMENT	20	2	1	-	-	1	-	6	-	-	2	4
FRAUD	19	2	1	1	-	-	-	4	-	2	-	2
AUTO THEFT	3	2	-	1	1	-	-	1	-	-	-	1
FORGERY, COUNTERFEIT	22	13	2	4	3	4	-	1	1	-	-	-
SEX OFFENSES	-	-	-	-	-	-	-	-	-	-	-	-
MARIJUANA	-	-	-	-	-	-	-	-	-	-	-	-
NARCOTICS	10	3	2	-	1	-	-	-	-	-	-	-
WEAPONS AND FIREARMS	14	8	1	2	2	3	-	-	-	-	-	-
ESCAPE	4	4	-	-	1	2	1	-	-	-	-	-
OTHER GENERAL OFFENSES	15	9	2	-	-	3	4	-	-	-	-	-
IMMIGRATION LAWS	5	1	-	1	-	-	-	-	-	-	-	-
LIQUOR, INTERNAL REV.	-	-	-	-	-	-	-	-	-	-	-	-
SELECTIVE SERVICE ACT	-	-	-	-	-	-	-	-	-	-	-	-
OTHER SPECIAL OFFENSES (FEDERAL STATUTES)	15	4	1	-	-	3	-	1	-	-	1	-
ILLINOIS SOUTHERN TOTAL	116	54	10	9	8	12	15	15	1	1	8	5
HOMICIDE	4	4	-	-	-	-	4	-	-	-	-	-
ROBBERY	3	3	-	-	-	1	2	-	-	-	-	-
ASSAULT	1	1	-	-	-	1	-	-	-	-	-	-
BURGLARY	-	-	-	-	-	-	-	-	-	-	-	-
LARCENY AND THEFT	7	1	1	-	-	-	-	1	-	1	-	-
EMBEZZLEMENT	16	3	-	-	1	-	2	1	-	-	1	-
FRAUD	25	10	5	2	1	-	2	5	1	-	3	1
AUTO THEFT	1	1	-	-	-	1	-	-	-	-	-	-
FORGERY, COUNTERFEIT	6	3	-	1	1	1	-	1	-	-	1	-
SEX OFFENSES	-	-	-	-	-	-	-	-	-	-	-	-
MARIJUANA	-	-	-	-	-	-	-	-	-	-	-	-
NARCOTICS	13	8	-	3	3	2	-	-	-	-	-	-
WEAPONS AND FIREARMS	8	6	1	2	-	3	-	1	-	-	1	-
ESCAPE	3	3	1	1	-	1	-	-	-	-	-	-
OTHER GENERAL OFFENSES	11	7	1	-	1	-	5	3	-	-	-	3
IMMIGRATION LAWS	16	4	1	-	1	2	-	2	-	-	2	-
LIQUOR, INTERNAL REV.	-	-	-	-	-	-	-	-	-	-	-	-
SELECTIVE SERVICE ACT	-	-	-	-	-	-	-	-	-	-	-	-
OTHER SPECIAL OFFENSES (FEDERAL STATUTES)	2	-	-	-	-	-	-	1	-	-	-	1

\* The Eastern and Southern Districts of Illinois were reorganized on April 1, 1979 pursuant to the provisions of the Federal District Court Organization Act of 1978 (P.L. 95-409). The data shown is for the new Central and Southern districts for the entire year.

**TABLE 3**  
**UNITED STATES DISTRICT COURTS**  
**TYPE AND LENGTH OF SENTENCES FOR CONVICTED DEFENDANTS BY OFFENSE**  
**TWELVE MONTH PERIOD ENDED JUNE 30, 1979**

TERMS OF PROBATION					PROBATION W/O SUPERVISION SUSPENDED SENTENCE	FINE ONLY				DISTRICT AND OFFENSE
TOTAL	12 MOS. AND UNDER	13-24 MOS.	25-48 MOS.	49 MOS. AND OVER		TOTAL	LESS THAN \$1,000	\$1,000- 9,999	\$10,000 AND OVER	
324	21	58	115	130	7	38	3	5	30	ILLINOIS NORTHERN TOTAL
-	-	-	-	-	-	-	-	-	-	HOMICIDE
2	-	-	-	2	-	-	-	-	-	ROBBERY
1	1	-	-	-	-	-	-	-	-	ASSAULT
-	-	-	-	-	-	-	-	-	-	BURGLARY
39	2	2	16	19	2	1	1	-	-	LARCENY AND THEFT
21	1	1	10	9	-	-	-	-	-	EMBEZZLEMENT
101	5	28	38	30	2	8	1	2	5	FRAUD
4	-	-	3	1	-	-	-	-	-	AUTO THEFT
55	1	11	18	25	-	-	-	-	-	FORGERY, COUNTERFEIT.
-	-	-	-	-	-	-	-	-	-	SEX OFFENSES
25	4	1	7	13	-	-	-	-	-	MARIHUANA
18	-	-	4	14	2	-	-	-	-	NARCOTICS
2	-	-	1	1	-	-	-	-	-	WEAPONS AND FIREARMS
11	1	-	7	3	-	5	1	3	1	ESCAPE
10	-	1	1	8	-	-	-	-	-	OTHER GENERAL OFFENSES
-	-	-	-	-	-	-	-	-	-	IMMIGRATION LAWS
-	-	-	-	-	-	-	-	-	-	LIQUOR, INTERNAL REV.
-	-	-	-	-	-	-	-	-	-	SELECTIVE SERVICE ACT
35	6	14	10	5	1	24	-	-	24	OTHER SPECIAL OFFENSES (FEDERAL STATUTES)
73	10	12	20	31	-	8	5	-	3	ILLINOIS CENTRAL* TOTAL
-	-	-	-	-	-	-	-	-	-	HOMICIDE
-	-	-	-	-	-	-	-	-	-	ROBBERY
1	-	-	1	-	-	-	-	-	-	ASSAULT
-	-	-	-	-	-	-	-	-	-	BURGLARY
13	3	4	1	5	-	1	1	-	-	LARCENY AND THEFT
12	2	1	1	8	-	-	-	-	-	EMBEZZLEMENT
12	1	3	4	4	-	1	-	-	1	FRAUD
-	-	-	-	-	-	-	-	-	-	AUTO THEFT
8	-	3	4	1	-	-	-	-	-	FORGERY, COUNTERFEIT.
-	-	-	-	-	-	-	-	-	-	SEX OFFENSES
7	-	-	1	6	-	-	-	-	-	MARIHUANA
6	-	-	1	5	-	-	-	-	-	NARCOTICS
-	-	-	-	-	-	-	-	-	-	WEAPONS AND FIREARMS
5	-	-	3	2	-	1	-	-	1	ESCAPE
4	1	-	3	-	-	-	-	-	-	OTHER GENERAL OFFENSES
-	-	-	-	-	-	-	-	-	-	IMMIGRATION LAWS
-	-	-	-	-	-	-	-	-	-	LIQUOR, INTERNAL REV.
5	3	1	1	-	-	5	4	-	1	OTHER SPECIAL OFFENSES (FEDERAL STATUTES)
40	1	4	24	11	6	1	-	-	1	ILLINOIS SOUTHERN TOTAL
-	-	-	-	-	-	-	-	-	-	HOMICIDE
-	-	-	-	-	-	-	-	-	-	ROBBERY
-	-	-	-	-	-	-	-	-	-	ASSAULT
-	-	-	-	-	-	-	-	-	-	BURGLARY
5	-	2	2	1	-	-	-	-	-	LARCENY AND THEFT
12	-	-	7	5	-	-	-	-	-	EMBEZZLEMENT
9	-	1	6	2	-	1	-	-	1	FRAUD
2	1	-	1	-	-	-	-	-	-	AUTO THEFT
-	-	-	-	-	-	-	-	-	-	FORGERY, COUNTERFEIT.
-	-	-	-	-	-	-	-	-	-	SEX OFFENSES
5	-	-	2	3	-	-	-	-	-	MARIHUANA
1	-	-	1	-	-	-	-	-	-	NARCOTICS
-	-	-	-	-	-	-	-	-	-	WEAPONS AND FIREARMS
1	-	-	1	-	-	-	-	-	-	ESCAPE
4	-	1	3	-	6	-	-	-	-	OTHER GENERAL OFFENSES
-	-	-	-	-	-	-	-	-	-	IMMIGRATION LAWS
-	-	-	-	-	-	-	-	-	-	LIQUOR, INTERNAL REV.
1	-	-	1	-	-	-	-	-	-	SELECTIVE SERVICE ACT
-	-	-	-	-	-	-	-	-	-	OTHER SPECIAL OFFENSES (FEDERAL STATUTES)

\* The Eastern and Southern Districts of Illinois were reorganized on April 1, 1979 pursuant to the provisions of the Federal District Court Organization Act of 1978 (P.L. 95-409). The data shown is for the new Central and Southern districts for the entire year.

**TABLE 3**  
**UNITED STATES DISTRICT COURTS**  
**TYPE AND LENGTH OF SENTENCES FOR CONVICTED DEFENDANTS BY OFFENSE**  
**TWELVE MONTH PERIOD ENDED JUNE 30, 1979**

DISTRICT AND OFFENSE	TOTAL	TERMS OF IMPRISONMENT						PROBATION TERMS OF SPLIT SENTENCES				
		TOTAL	12 MOS. AND UNDER	13-24 MOS.	25-36 MOS.	37-60 MOS.	61 MOS. AND OVER	TOTAL	12 MOS. AND UNDER	13-24 MOS.	25-48 MOS.	49 MOS. AND OVER
INDIANA NORTHERN TOTAL	200	108	16	19	13	29	31	28	2	8	13	5
HOMICIDE	-	-	-	-	-	-	-	-	-	-	-	-
ROBBERY	8	8	-	-	-	3	5	-	-	-	-	-
ASSAULT	-	-	-	-	-	-	-	-	-	-	-	-
BURGLARY	-	-	-	-	-	-	-	-	-	-	-	-
LARCENY AND THEFT	40	21	4	4	3	7	3	2	-	5	3	-
EMBEZZLEMENT	9	-	-	-	-	-	-	4	-	1	2	1
FRAUD	29	7	1	-	2	4	-	17	2	2	-	-
AUTO THEFT	17	15	2	1	1	6	5	-	-	-	-	-
FORGERY, COUNTERFEIT.	17	7	-	5	1	1	-	-	-	-	-	-
SEX OFFENSES	-	-	-	-	-	-	-	-	-	-	-	-
MARIHUANA	4	1	-	1	-	-	-	2	-	-	-	2
NARCOTICS	28	24	2	4	1	3	14	2	-	-	-	2
WEAPONS AND FIREARMS	19	7	2	2	1	2	-	4	-	-	4	-
ESCAPE	2	1	1	-	-	-	-	1	-	-	1	-
OTHER GENERAL OFFENSES	17	14	4	2	4	2	2	1	-	-	1	-
IMMIGRATION LAWS	1	-	-	-	-	-	-	1	-	-	1	-
LIQUOR, INTERNAL REV.	-	-	-	-	-	-	-	-	-	-	-	-
SELECTIVE SERVICE ACT	1	-	-	-	-	-	-	-	-	-	-	-
OTHER SPECIAL OFFENSES (FEDERAL STATUTES)	8	3	-	-	-	1	2	1	-	-	1	-
INDIANA SOUTHERN TOTAL	178	78	13	14	14	15	22	27	6	2	18	1
HOMICIDE	1	1	-	-	-	-	1	-	-	-	-	-
ROBBERY	27	23	1	1	1	6	14	2	-	1	1	-
ASSAULT	1	1	-	-	1	-	-	-	-	-	-	-
BURGLARY	-	-	-	-	-	-	-	-	-	-	-	-
LARCENY AND THEFT	30	8	-	2	1	3	2	4	1	-	3	-
EMBEZZLEMENT	15	1	-	-	1	-	-	6	-	1	5	-
FRAUD	21	4	1	2	1	-	-	4	2	-	1	1
AUTO THEFT	11	3	-	-	2	1	-	4	-	-	4	-
FORGERY, COUNTERFEIT.	16	3	-	-	-	1	2	3	1	-	2	-
SEX OFFENSES	-	-	-	-	-	-	-	-	-	-	-	-
MARIHUANA	1	-	-	-	-	-	-	-	-	-	-	-
NARCOTICS	21	7	-	3	1	1	2	2	2	-	-	-
WEAPONS AND FIREARMS	9	7	-	2	2	2	1	-	-	-	-	-
ESCAPE	12	12	10	1	-	1	-	-	-	-	-	-
OTHER GENERAL OFFENSES	9	6	-	2	4	-	-	2	-	-	2	-
IMMIGRATION LAWS	2	1	-	1	-	-	-	-	-	-	-	-
LIQUOR, INTERNAL REV.	-	-	-	-	-	-	-	-	-	-	-	-
SELECTIVE SERVICE ACT	-	-	-	-	-	-	-	-	-	-	-	-
OTHER SPECIAL OFFENSES (FEDERAL STATUTES)	2	1	1	-	-	-	-	-	-	-	-	-
WISCONSIN EASTERN TOTAL	189	38	21	4	4	3	6	12	2	8	2	-
HOMICIDE	1	1	-	-	-	-	1	-	-	-	-	-
ROBBERY	1	1	-	-	-	-	1	-	-	-	-	-
ASSAULT	5	3	2	-	-	-	-	-	-	-	-	-
BURGLARY	1	-	-	-	-	-	-	-	-	-	-	-
LARCENY AND THEFT	9	-	-	-	-	-	-	-	-	-	-	-
EMBEZZLEMENT	15	2	1	-	1	-	-	1	-	1	-	-
FRAUD	97	18	13	1	3	1	-	9	2	5	2	-
AUTO THEFT	3	1	-	1	-	-	-	1	-	1	-	-
FORGERY, COUNTERFEIT.	8	1	-	1	-	-	-	-	-	-	-	-
SEX OFFENSES	-	-	-	-	-	-	-	-	-	-	-	-
MARIHUANA	-	-	-	-	-	-	-	-	-	-	-	-
NARCOTICS	8	6	-	1	-	2	3	-	-	-	-	-
WEAPONS AND FIREARMS	8	3	3	-	-	-	-	1	-	1	-	-
ESCAPE	-	-	-	-	-	-	-	-	-	-	-	-
OTHER GENERAL OFFENSES	2	1	1	-	-	-	-	-	-	-	-	-
IMMIGRATION LAWS	-	-	-	-	-	-	-	-	-	-	-	-
LIQUOR, INTERNAL REV.	-	-	-	-	-	-	-	-	-	-	-	-
SELECTIVE SERVICE ACT	-	-	-	-	-	-	-	-	-	-	-	-
OTHER SPECIAL OFFENSES (FEDERAL STATUTES)	31	1	1	-	-	-	-	-	-	-	-	-

**TABLE 3**  
**UNITED STATES DISTRICT COURTS**  
**TYPE AND LENGTH OF SENTENCES FOR CONVICTED DEFENDANTS BY OFFENSE**  
**TWELVE MONTH PERIOD ENDED JUNE 30, 1979**

TOTAL	TERMS OF PROBATION				PROBATION W/O SUPERVISION SUSPENDED SENTENCE	FINE ONLY				DISTRICT AND OFFENSE
	12 MOS. AND UNDER	13-24 MOS.	25-48 MOS.	49 MOS. AND OVER		TOTAL	LESS THAN \$1000	\$1000- 9999	\$10,000 AND OVER	
58	14	9	27	8	3	3	2	1	-	INDIANA NORTHERN TOTAL
-	-	-	-	-	-	-	-	-	-	HOMICIDE
-	-	-	-	-	-	-	-	-	-	ROBBERY
-	-	-	-	-	-	-	-	-	-	ASSAULT
11	4	-	7	-	-	-	-	-	-	BURGLARY
5	2	-	-	1	-	-	-	-	-	LARCENY AND THEFT
15	6	2	4	3	3	-	-	-	-	EMBEZZLEMENT
2	-	1	1	-	-	-	-	-	-	FRAUD
10	-	1	7	2	-	-	-	-	-	AUTO THEFT
1	-	1	-	-	-	-	-	-	-	FORGERY, COUNTERFEIT
2	-	-	2	-	-	-	-	-	-	SEX OFFENSES
8	1	3	2	2	-	-	-	-	-	MARIHUANA
2	-	-	-	-	-	-	-	-	-	NARCOTICS
2	-	-	2	-	-	-	-	-	-	WEAPONS AND FIREARMS
-	-	-	-	-	-	-	-	-	-	ESCAPE
-	-	-	-	-	-	-	-	-	-	OTHER GENERAL OFFENSES
1	-	1	-	-	-	-	-	-	-	IMMIGRATION LAWS
1	1	-	-	-	-	-	-	-	-	LIQUOR, INTERNAL REV.
1	-	-	-	-	-	-	-	-	-	SELECTIVE SERVICE ACT
1	-	-	-	-	-	-	-	-	-	OTHER SPECIAL OFFENSES (FEDERAL STATUTES)
71	17	25	29	-	1	1	-	1	-	INDIANA SOUTHERN TOTAL
-	-	-	-	-	-	-	-	-	-	HOMICIDE
2	-	-	2	-	-	-	-	-	-	ROBBERY
-	-	-	-	-	-	-	-	-	-	ASSAULT
18	4	4	10	-	-	-	-	-	-	BURGLARY
8	2	4	2	-	-	-	-	-	-	LARCENY AND THEFT
11	7	2	2	-	1	-	-	-	-	EMBEZZLEMENT
4	-	2	2	-	-	1	-	1	-	FRAUD
10	-	5	5	-	-	-	-	-	-	AUTO THEFT
-	-	-	-	-	-	-	-	-	-	FORGERY, COUNTERFEIT
1	1	-	-	-	-	-	-	-	-	SEX OFFENSES
12	1	5	6	-	-	-	-	-	-	MARIHUANA
2	-	2	-	-	-	-	-	-	-	NARCOTICS
1	1	-	-	-	-	-	-	-	-	WEAPONS AND FIREARMS
1	-	1	-	-	-	-	-	-	-	ESCAPE
-	-	-	-	-	-	-	-	-	-	OTHER GENERAL OFFENSES
-	-	-	-	-	-	-	-	-	-	IMMIGRATION LAWS
-	-	-	-	-	-	-	-	-	-	LIQUOR, INTERNAL REV.
1	1	-	-	-	-	-	-	-	-	SELECTIVE SERVICE ACT
1	-	-	-	-	-	-	-	-	-	OTHER SPECIAL OFFENSES (FEDERAL STATUTES)
99	49	33	13	4	3	37	29	4	4	WISCONSIN EASTERN TOTAL
-	-	-	-	-	-	-	-	-	-	HOMICIDE
2	1	1	-	-	-	-	-	-	-	ROBBERY
-	-	-	-	-	-	-	-	-	-	ASSAULT
9	6	2	-	1	-	1	1	-	-	BURGLARY
12	6	6	-	-	-	-	-	-	-	LARCENY AND THEFT
60	32	17	9	2	1	9	4	3	2	EMBEZZLEMENT
7	1	4	1	1	-	-	-	-	-	FRAUD
-	-	-	-	-	-	-	-	-	-	AUTO THEFT
-	-	-	-	-	-	-	-	-	-	FORGERY, COUNTERFEIT
-	-	-	-	-	-	-	-	-	-	SEX OFFENSES
2	1	1	-	-	-	-	-	-	-	MARIHUANA
4	-	2	2	-	-	-	-	-	-	NARCOTICS
-	-	-	-	-	-	-	-	-	-	WEAPONS AND FIREARMS
-	-	-	-	-	-	1	-	-	1	ESCAPE
-	-	-	-	-	-	-	-	-	-	OTHER GENERAL OFFENSES
-	-	-	-	-	-	-	-	-	-	IMMIGRATION LAWS
-	-	-	-	-	-	-	-	-	-	LIQUOR, INTERNAL REV.
3	2	-	1	-	1	26	24	1	1	SELECTIVE SERVICE ACT
-	-	-	-	-	-	-	-	-	-	OTHER SPECIAL OFFENSES (FEDERAL STATUTES)

**TABLE 3**  
**UNITED STATES DISTRICT COURTS**  
**TYPE AND LENGTH OF SENTENCES FOR CONVICTED DEFENDANTS BY OFFENSE**  
**TWELVE MONTH PERIOD ENDED JUNE 30, 1979**

DISTRICT AND OFFENSE	TOTAL	TERMS OF IMPRISONMENT						PROBATION TERMS OF SPLIT SENTENCES				
		TOTAL	12 MOS. AND UNDER	13-24 MOS.	25-36 MOS.	37-60 MOS.	61 MOS. AND OVER	TOTAL	12 MOS. AND UNDER	13-24 MOS.	25-48 MOS.	49 MOS. AND OVER
WISCONSIN WESTERN TOTAL	58	35	15	10	3	2	5	4	-	4	-	-
HOMICIDE	-	-	-	-	-	-	-	-	-	-	-	-
ROBBERY	4	4	-	-	-	1	3	-	-	-	-	-
ASSAULT	1	1	-	-	1	-	-	-	-	-	-	-
BURGLARY	-	-	-	-	-	-	-	-	-	-	-	-
LARCENY AND THEFT	5	3	-	3	-	-	-	1	-	1	-	-
EMBEZZLEMENT	7	1	1	-	-	-	-	2	-	2	-	-
FRAUD	23	14	8	2	2	-	2	-	-	-	-	-
AUTO THEFT	2	2	1	1	-	-	-	-	-	-	-	-
FORGERY, COUNTERFEIT	5	2	2	-	-	-	-	1	-	1	-	-
SEX OFFENSES	-	-	-	-	-	-	-	-	-	-	-	-
MARIHUANA	-	-	-	-	-	-	-	-	-	-	-	-
NARCOTICS	2	1	1	-	-	-	-	-	-	-	-	-
WEAPONS AND FIREARMS	-	-	-	-	-	-	-	-	-	-	-	-
ESCAPE	3	3	2	-	-	1	-	-	-	-	-	-
OTHER GENERAL OFFENSES	5	4	-	4	-	-	-	-	-	-	-	-
IMMIGRATION LAWS	-	-	-	-	-	-	-	-	-	-	-	-
LIQUOR, INTERNAL REV.	-	-	-	-	-	-	-	-	-	-	-	-
SELECTIVE SERVICE ACT	-	-	-	-	-	-	-	-	-	-	-	-
OTHER SPECIAL OFFENSES (FEDERAL STATUTES)	1	-	-	-	-	-	-	-	-	-	-	-
ARKANSAS EASTERN TOTAL	226	90	17	32	13	17	11	53	2	16	35	-
HOMICIDE	-	-	-	-	-	-	-	-	-	-	-	-
ROBBERY	12	12	-	-	2	-	10	-	-	-	-	-
ASSAULT	1	-	-	-	-	-	-	-	-	-	-	-
BURGLARY	-	-	-	-	-	-	-	-	-	-	-	-
LARCENY AND THEFT	44	20	3	5	3	9	-	13	-	4	9	-
EMBEZZLEMENT	15	1	1	-	-	-	-	9	1	1	7	-
FRAUD	28	11	4	5	2	-	-	8	1	4	3	-
AUTO THEFT	7	6	-	2	1	3	-	1	-	1	-	-
FORGERY, COUNTERFEIT	48	15	1	6	4	3	1	16	-	4	12	-
SEX OFFENSES	-	-	-	-	-	-	-	-	-	-	-	-
MARIHUANA	4	3	-	3	-	-	-	-	-	-	-	-
NARCOTICS	10	9	3	5	-	1	-	-	-	-	-	-
WEAPONS AND FIREARMS	12	5	2	2	-	1	-	3	-	-	3	-
ESCAPE	2	2	1	1	-	-	-	-	-	-	-	-
OTHER GENERAL OFFENSES	2	2	-	2	-	-	-	-	-	-	-	-
IMMIGRATION LAWS	3	-	-	-	-	-	-	1	-	1	-	-
LIQUOR, INTERNAL REV.	-	-	-	-	-	-	-	-	-	-	-	-
SELECTIVE SERVICE ACT	-	-	-	-	-	-	-	-	-	-	-	-
OTHER SPECIAL OFFENSES (FEDERAL STATUTES)	38	4	2	1	1	-	-	2	-	1	1	-
ARKANSAS WESTERN TOTAL	147	35	11	8	6	5	5	14	-	10	2	2
HOMICIDE	-	-	-	-	-	-	-	-	-	-	-	-
ROBBERY	7	6	-	-	-	2	4	1	-	-	1	-
ASSAULT	-	-	-	-	-	-	-	-	-	-	-	-
BURGLARY	-	-	-	-	-	-	-	-	-	-	-	-
LARCENY AND THEFT	21	7	5	1	-	1	-	4	-	4	-	-
EMBEZZLEMENT	8	-	-	-	-	-	-	-	-	-	-	-
FRAUD	13	4	1	1	2	-	-	4	-	3	-	1
AUTO THEFT	7	4	-	2	1	1	-	-	-	-	-	-
FORGERY, COUNTERFEIT	24	5	-	3	2	-	-	4	-	3	1	-
SEX OFFENSES	-	-	-	-	-	-	-	-	-	-	-	-
MARIHUANA	-	-	-	-	-	-	-	-	-	-	-	-
NARCOTICS	1	-	-	-	-	-	-	-	-	-	-	-
WEAPONS AND FIREARMS	5	2	-	1	-	1	-	-	-	-	-	-
ESCAPE	1	1	1	-	-	-	-	-	-	-	-	-
OTHER GENERAL OFFENSES	7	1	1	-	-	-	-	-	-	-	-	-
IMMIGRATION LAWS	-	-	-	-	-	-	-	-	-	-	-	-
LIQUOR, INTERNAL REV.	-	-	-	-	-	-	-	-	-	-	-	-
SELECTIVE SERVICE ACT	-	-	-	-	-	-	-	-	-	-	-	-
OTHER SPECIAL OFFENSES (FEDERAL STATUTES)	49	5	3	-	1	-	1	1	-	-	-	1

**TABLE 3**  
**UNITED STATES DISTRICT COURTS**  
**TYPE AND LENGTH OF SENTENCES FOR CONVICTED DEFENDANTS BY OFFENSE**  
**TWELVE MONTH PERIOD ENDED JUNE 30, 1979**

TOTAL	TERMS OF PROBATION				PROBATION W/O SUPERVISION SUSPENDED SENTENCE	FINE ONLY				DISTRICT AND OFFENSE
	12 MOS. AND UNDER	13-24 MOS.	25-48 MOS.	49 MOS. AND OVER		TOTAL	LESS THAN \$1,000	\$1,000- 9,999	\$10,000 AND OVER	
15	4	10	-	1	1	3	3	-	-	WISCONSIN WESTERN TOTAL
-	-	-	-	-	-	-	-	-	-	HOMICIDE
-	-	-	-	-	-	-	-	-	-	ROBBERY
-	-	-	-	-	-	-	-	-	-	ASSAULT
1	-	1	-	-	-	-	-	-	-	BURGLARY
4	-	4	-	-	-	-	-	-	-	LARCENY AND THEFT
6	4	2	-	-	1	2	2	-	-	EMBEZZLEMENT
2	-	2	-	-	-	-	-	-	-	FRAUD
-	-	-	-	-	-	-	-	-	-	AUTO THEFT
-	-	-	-	-	-	-	-	-	-	FORGERY, COUNTERFEIT.
-	-	-	-	-	-	-	-	-	-	SEX OFFENSES
1	-	1	-	-	-	-	-	-	-	MARIJUANA
-	-	-	-	-	-	-	-	-	-	NARCOTICS
-	-	-	-	-	-	-	-	-	-	WEAPONS AND FIREARMS
1	-	-	-	1	-	-	-	-	-	ESCAPE
-	-	-	-	-	-	-	-	-	-	OTHER GENERAL OFFENSES
-	-	-	-	-	-	-	-	-	-	IMMIGRATION LAWS
-	-	-	-	-	-	-	-	-	-	LIQUOR, INTERNAL REV.
-	-	-	-	-	-	-	-	-	-	SELECTIVE SERVICE ACT
-	-	-	-	-	-	1	1	-	-	OTHER SPECIAL OFFENSES (FEDERAL STATUTES)
60	7	9	43	1	11	12	11	1	-	ARKANSAS EASTERN TOTAL
-	-	-	-	-	-	-	-	-	-	HOMICIDE
-	-	-	-	-	-	-	-	-	-	ROBBERY
1	1	-	-	-	-	-	-	-	-	ASSAULT
-	-	-	-	-	-	-	-	-	-	BURGLARY
11	1	-	10	-	-	-	-	-	-	LARCENY AND THEFT
5	-	-	5	-	-	-	-	-	-	EMBEZZLEMENT
9	1	1	7	-	-	-	-	-	-	FRAUD
-	-	-	-	-	-	-	-	-	-	AUTO THEFT
17	-	1	15	1	-	-	-	-	-	FORGERY, COUNTERFEIT.
-	-	-	-	-	-	-	-	-	-	SEX OFFENSES
1	1	-	-	-	-	-	-	-	-	MARIJUANA
1	-	-	1	-	-	-	-	-	-	NARCOTICS
4	-	-	4	-	-	-	-	-	-	WEAPONS AND FIREARMS
-	-	-	-	-	-	-	-	-	-	ESCAPE
-	-	-	-	-	-	-	-	-	-	OTHER GENERAL OFFENSES
1	-	1	-	-	1	-	-	-	-	IMMIGRATION LAWS
-	-	-	-	-	-	-	-	-	-	LIQUOR, INTERNAL REV.
-	-	-	-	-	-	-	-	-	-	SELECTIVE SERVICE ACT
10	3	6	1	-	10	12	11	1	-	OTHER SPECIAL OFFENSES (FEDERAL STATUTES)
56	17	22	17	-	1	41	40	1	-	ARKANSAS WESTERN TOTAL
-	-	-	-	-	-	-	-	-	-	HOMICIDE
-	-	-	-	-	-	-	-	-	-	ROBBERY
-	-	-	-	-	-	-	-	-	-	ASSAULT
-	-	-	-	-	-	-	-	-	-	BURGLARY
10	1	5	4	-	-	-	-	-	-	LARCENY AND THEFT
7	6	-	1	-	1	-	-	-	-	EMBEZZLEMENT
5	1	1	3	-	-	-	-	-	-	FRAUD
3	2	-	1	-	-	-	-	-	-	AUTO THEFT
19	2	11	6	-	-	-	-	-	-	FORGERY, COUNTERFEIT.
-	-	-	-	-	-	-	-	-	-	SEX OFFENSES
-	-	-	-	-	-	-	-	-	-	MARIJUANA
1	1	-	-	-	-	-	-	-	-	NARCOTICS
2	-	1	1	-	-	1	1	-	-	WEAPONS AND FIREARMS
-	-	-	-	-	-	-	-	-	-	ESCAPE
5	-	4	1	-	-	1	1	-	-	OTHER GENERAL OFFENSES
-	-	-	-	-	-	-	-	-	-	IMMIGRATION LAWS
-	-	-	-	-	-	-	-	-	-	LIQUOR, INTERNAL REV.
-	-	-	-	-	-	-	-	-	-	SELECTIVE SERVICE ACT
4	4	-	-	-	-	39	38	1	-	OTHER SPECIAL OFFENSES (FEDERAL STATUTES)

**TABLE 3**  
**UNITED STATES DISTRICT COURTS**  
**TYPE AND LENGTH OF SENTENCES FOR CONVICTED DEFENDANTS BY OFFENSE**  
**TWELVE MONTH PERIOD ENDED JUNE 30, 1979**

DISTRICT AND OFFENSE	TOTAL	TERMS OF IMPRISONMENT						PROBATION TERMS OF SPLIT SENTENCES				
		TOTAL	12 MOS. AND UNDER	13-24 MOS.	25-36 MOS.	37-60 MOS.	61 MOS. AND OVER	TOTAL	12 MOS. AND UNDER	13-24 MOS.	25-48 MOS.	49 MOS. AND OVER
IOWA NORTHERN TOTAL	70	18	1	4	4	4	5	1	-	1	-	-
HOMICIDE	-	-	-	-	-	-	-	-	-	-	-	-
ROBBERY	2	1	-	-	-	-	-	-	-	-	-	-
ASSAULT	-	-	-	-	-	-	1	-	-	-	-	-
BURGLARY	-	-	-	-	-	-	-	-	-	-	-	-
LARCENY AND THEFT	5	-	-	-	-	-	-	-	-	-	-	-
EMBEZZLEMENT	4	-	-	-	-	-	-	-	-	-	-	-
FRAUD	20	5	-	1	-	2	2	-	-	-	-	-
AUTO THEFT	4	2	-	-	2	-	-	-	-	-	-	-
FORGERY, COUNTERFEIT.	5	3	-	2	-	1	-	1	-	1	-	-
SEX OFFENSES	-	-	-	-	-	-	-	-	-	-	-	-
MARIJUANA	-	-	-	-	-	-	-	-	-	-	-	-
NARCOTICS	5	5	-	1	-	-	-	-	-	-	-	-
WEAPONS AND FIREARMS	2	-	-	1	2	1	1	-	-	-	-	-
ESCAPE	1	1	1	-	-	-	-	-	-	-	-	-
OTHER GENERAL OFFENSES	2	1	-	-	-	-	-	-	-	-	-	-
IMMIGRATION LAWS	2	-	-	-	-	-	1	-	-	-	-	-
LIQUOR, INTERNAL REV.	-	-	-	-	-	-	-	-	-	-	-	-
SELECTIVE SERVICE ACT	-	-	-	-	-	-	-	-	-	-	-	-
OTHER SPECIAL OFFENSES (FEDERAL STATUTES)	18	-	-	-	-	-	-	-	-	-	-	-
IOWA SOUTHERN TOTAL	254	84	10	14	10	36	14	18	1	7	10	-
HOMICIDE	-	-	-	-	-	-	-	-	-	-	-	-
ROBBERY	9	8	-	-	-	-	-	-	-	-	-	-
ASSAULT	-	-	-	-	-	-	8	-	-	-	-	-
BURGLARY	-	-	-	-	-	-	-	-	-	-	-	-
LARCENY AND THEFT	24	9	1	3	1	4	-	-	-	-	-	-
EMBEZZLEMENT	7	-	-	-	-	-	-	6	-	2	4	-
FRAUD	114	12	4	3	-	4	1	1	-	-	1	-
AUTO THEFT	4	4	-	2	-	1	1	4	1	1	2	-
FORGERY, COUNTERFEIT.	21	9	1	2	3	2	1	4	-	2	2	-
SEX OFFENSES	-	-	-	-	-	-	-	-	-	-	-	-
MARIJUANA	-	-	-	-	-	-	-	-	-	-	-	-
NARCOTICS	35	32	2	1	5	23	1	-	-	-	-	-
WEAPONS AND FIREARMS	2	2	-	1	-	-	1	-	-	-	-	-
ESCAPE	-	-	-	-	-	-	-	-	-	-	-	-
OTHER GENERAL OFFENSES	6	3	1	1	-	1	-	-	-	-	-	-
IMMIGRATION LAWS	3	2	1	-	1	-	-	1	-	1	-	-
LIQUOR, INTERNAL REV.	-	-	-	-	-	-	-	-	-	-	-	-
SELECTIVE SERVICE ACT	-	-	-	-	-	-	-	-	-	-	-	-
OTHER SPECIAL OFFENSES (FEDERAL STATUTES)	29	3	-	1	-	1	1	2	-	1	1	-
MINNESOTA TOTAL	269	189	40	38	23	31	27	28	5	15	8	-
HOMICIDE	-	-	-	-	-	-	-	-	-	-	-	-
ROBBERY	20	19	-	-	1	5	13	1	-	-	-	-
ASSAULT	3	2	1	-	-	1	-	1	-	-	1	-
BURGLARY	2	1	-	1	-	-	-	-	-	-	-	-
LARCENY AND THEFT	12	7	3	3	1	-	-	-	-	-	-	-
EMBEZZLEMENT	15	2	-	1	1	-	-	-	-	-	-	-
FRAUD	44	20	7	7	4	1	-	3	-	2	1	-
AUTO THEFT	3	2	-	1	-	-	1	8	2	5	1	-
FORGERY, COUNTERFEIT.	17	7	1	3	1	-	-	-	-	-	-	-
SEX OFFENSES	2	2	1	-	1	-	2	2	-	2	-	-
MARIJUANA	12	7	2	-	1	-	-	-	-	-	-	-
NARCOTICS	80	51	13	12	11	3	1	2	-	1	1	-
WEAPONS AND FIREARMS	33	23	6	7	-	8	7	9	1	4	4	-
ESCAPE	6	6	3	2	1	-	-	2	1	1	-	-
OTHER GENERAL OFFENSES	-	-	-	-	-	-	-	-	-	-	-	-
IMMIGRATION LAWS	8	6	1	-	1	3	1	-	-	-	-	-
LIQUOR, INTERNAL REV.	-	-	-	-	-	-	-	-	-	-	-	-
SELECTIVE SERVICE ACT	-	-	-	-	-	-	-	-	-	-	-	-
OTHER SPECIAL OFFENSES (FEDERAL STATUTES)	12	4	2	1	-	-	1	-	-	-	-	-

**TABLE 3**  
**UNITED STATES DISTRICT COURTS**  
**TYPE AND LENGTH OF SENTENCES FOR CONVICTED DEFENDANTS BY OFFENSE**  
**TWELVE MONTH PERIOD ENDED JUNE 30, 1979**

TOTAL	TERMS OF PROBATION				PROBATION W/O SUPERVISION SUSPENDED SENTENCE	FINE ONLY				DISTRICT AND OFFENSE
	12 MOS. AND UNDER	13-24 MOS.	25-48 MOS.	49 MOS. AND OVER		TOTAL	LESS THAN \$1,000	\$1,000- 9,999	\$10,000 AND OVER	
39	13	14	10	2	-	12	11	1	-	IOWA NORTHERN TOTAL
-	-	-	-	-	-	-	-	-	-	HOMICIDE
1	-	1	-	-	-	-	-	-	-	ROBBERY
-	-	-	-	-	-	-	-	-	-	ASSAULT
5	-	3	2	-	-	-	-	-	-	BURGLARY
4	-	2	2	-	-	-	-	-	-	LARCENY AND THEFT
12	7	3	2	-	-	3	3	-	-	EMBEZZLEMENT
1	-	1	1	-	-	-	-	-	-	FRAUD
2	-	-	-	-	-	-	-	-	-	AUTO THEFT
-	-	-	-	-	-	-	-	-	-	FORGERY, COUNTERFEIT
-	-	-	-	-	-	-	-	-	-	SEX OFFENSES
2	-	1	1	-	-	-	-	-	-	MARIJUANA
1	-	-	-	-	-	-	-	-	-	NARCOTICS
2	-	-	-	-	-	-	-	-	-	WEAPONS AND FIREARMS
-	-	-	-	-	-	-	-	-	-	ESCAPE
-	-	-	-	2	-	-	-	-	-	OTHER GENERAL OFFENSES
-	-	-	-	-	-	-	-	-	-	IMMIGRATION LAWS
9	6	3	-	-	-	9	8	1	-	LIQUOR, INTERNAL REV. SELECTIVE SERVICE ACT OTHER SPECIAL OFFENSES (FEDERAL STATUTES)
43	11	13	17	2	2	107	104	3	-	IOWA SOUTHERN TOTAL
-	-	-	-	-	-	-	-	-	-	HOMICIDE
1	-	-	1	-	-	-	-	-	-	ROBBERY
-	-	-	-	-	-	-	-	-	-	ASSAULT
-	1	1	4	-	-	3	3	-	-	BURGLARY
5	2	1	2	-	-	1	1	-	-	LARCENY AND THEFT
8	2	2	4	-	1	89	88	1	-	EMBEZZLEMENT
-	-	4	4	-	-	-	-	-	-	FRAUD
-	-	-	-	-	-	-	-	-	-	AUTO THEFT
-	-	-	-	-	-	-	-	-	-	FORGERY, COUNTERFEIT
-	-	-	-	-	-	-	-	-	-	SEX OFFENSES
3	1	1	-	1	-	-	-	-	-	MARIJUANA
-	-	-	-	-	-	-	-	-	-	NARCOTICS
-	-	-	-	-	-	-	-	-	-	WEAPONS AND FIREARMS
-	-	-	-	-	-	3	2	1	-	ESCAPE
-	-	-	-	-	-	-	-	-	-	OTHER GENERAL OFFENSES
-	-	-	-	-	-	-	-	-	-	IMMIGRATION LAWS
12	5	4	2	1	1	11	10	1	-	LIQUOR, INTERNAL REV. SELECTIVE SERVICE ACT OTHER SPECIAL OFFENSES (FEDERAL STATUTES)
78	13	42	21	2	-	4	2	2	-	MINNESOTA TOTAL
-	-	-	-	-	-	-	-	-	-	HOMICIDE
-	-	-	-	-	-	-	-	-	-	ROBBERY
1	-	-	-	1	-	-	-	-	-	ASSAULT
5	1	2	1	1	-	-	-	-	-	BURGLARY
10	1	8	1	-	-	-	-	-	-	LARCENY AND THEFT
14	3	9	2	-	-	2	1	1	-	EMBEZZLEMENT
1	-	1	-	-	-	-	-	-	-	FRAUD
8	3	4	1	-	-	-	-	-	-	AUTO THEFT
-	-	-	-	-	-	-	-	-	-	FORGERY, COUNTERFEIT
3	-	-	3	-	-	-	-	-	-	SEX OFFENSES
20	1	10	9	-	-	-	-	-	-	MARIJUANA
8	-	6	2	-	-	-	-	-	-	NARCOTICS
-	-	-	-	-	-	-	-	-	-	WEAPONS AND FIREARMS
2	1	-	1	-	-	-	-	-	-	ESCAPE
-	-	-	-	-	-	-	-	-	-	OTHER GENERAL OFFENSES
-	-	-	-	-	-	-	-	-	-	IMMIGRATION LAWS
6	3	2	1	-	-	2	1	1	-	LIQUOR, INTERNAL REV. SELECTIVE SERVICE ACT OTHER SPECIAL OFFENSES (FEDERAL STATUTES)

**TABLE 3**  
**UNITED STATES DISTRICT COURTS**  
**TYPE AND LENGTH OF SENTENCES FOR CONVICTED DEFENDANTS BY OFFENSE**  
**TWELVE MONTH PERIOD ENDED JUNE 30, 1979**

DISTRICT AND OFFENSE	TOTAL	TERMS OF IMPRISONMENT						PROBATION TERMS OF SPLIT SENTENCES				
		TOTAL	12 MOS. AND UNDER	13-24 MOS.	25-36 MOS.	37-60 MOS.	61 MOS. AND OVER	TOTAL	12 MOS. AND UNDER	13-24 MOS.	25-48 MOS.	49 MOS. AND OVER
MISSOURI EASTERN TOTAL	200	110	4	6	27	47	26	19	-	3	15	1
HOMICIDE	-	-	-	-	-	-	-	-	-	-	-	-
ROBBERY	9	9	-	-	1	3	5	-	-	-	-	-
ASSAULT	3	1	-	1	-	-	-	2	-	-	2	-
BURGLARY	-	-	-	-	-	-	-	-	-	-	-	-
LARCENY AND THEFT	29	13	-	-	7	5	1	4	-	-	3	-
EMBEZZLEMENT	16	3	-	-	1	1	1	2	-	-	1	1
FRAUD	23	11	2	2	2	4	1	4	-	2	2	-
AUTO THEFT	13	11	-	1	1	7	2	-	-	-	-	-
FORGERY, COUNTERFEIT.	26	9	-	-	4	4	1	2	-	-	2	-
SEX OFFENSES	-	-	-	-	-	-	-	-	-	-	-	-
MARIJUANA	1	1	-	-	-	1	-	-	-	-	-	-
NARCOTICS	46	34	-	-	7	17	10	2	-	1	1	-
WEAPONS AND FIREARMS	18	9	-	1	2	5	1	2	-	-	2	-
ESCAPE	-	-	-	-	-	-	-	-	-	-	-	-
OTHER GENERAL OFFENSES	3	2	-	-	-	-	2	1	-	-	1	-
IMMIGRATION LAWS	4	2	-	-	2	-	-	-	-	-	-	-
LIQUOR, INTERNAL REV.	-	-	-	-	-	-	-	-	-	-	-	-
SELECTIVE SERVICE ACT	-	-	-	-	-	-	-	-	-	-	-	-
OTHER SPECIAL OFFENSES (FEDERAL STATUTES)	12	5	2	1	-	-	2	-	-	-	-	-
MISSOURI WESTERN TOTAL	437	105	24	16	17	20	28	22	5	9	7	1
HOMICIDE	1	1	-	-	-	-	1	-	-	-	-	-
ROBBERY	14	13	-	-	-	-	13	-	-	-	-	-
ASSAULT	1	-	-	-	-	-	-	-	-	-	-	-
BURGLARY	-	-	-	-	-	-	-	-	-	-	-	-
LARCENY AND THEFT	19	7	1	1	2	1	2	1	-	-	1	-
EMBEZZLEMENT	8	-	-	-	-	-	-	1	1	-	-	-
FRAUD	43	13	5	4	1	3	-	11	4	4	3	-
AUTO THEFT	12	11	1	3	4	3	-	1	-	-	1	-
FORGERY, COUNTERFEIT.	17	8	-	1	5	2	-	3	-	-	2	1
SEX OFFENSES	-	-	-	-	-	-	-	-	-	-	-	-
MARIJUANA	1	-	-	-	-	-	-	-	-	-	-	-
NARCOTICS	31	19	-	-	3	6	10	4	-	4	-	-
WEAPONS AND FIREARMS	16	8	2	3	-	3	-	1	-	1	-	-
ESCAPE	15	15	9	3	2	1	-	-	-	-	-	-
OTHER GENERAL OFFENSES	242	5	1	1	-	1	2	-	-	-	-	-
IMMIGRATION LAWS	2	2	2	-	-	-	-	-	-	-	-	-
LIQUOR, INTERNAL REV.	1	-	-	-	-	-	-	-	-	-	-	-
SELECTIVE SERVICE ACT	-	-	-	-	-	-	-	-	-	-	-	-
OTHER SPECIAL OFFENSES (FEDERAL STATUTES)	14	3	3	-	-	-	-	-	-	-	-	-
NEBRASKA TOTAL	128	47	14	11	8	10	4	6	2	2	2	-
HOMICIDE	-	-	-	-	-	-	-	-	-	-	-	-
ROBBERY	4	3	-	-	-	1	2	-	-	-	-	-
ASSAULT	-	-	-	-	-	-	-	-	-	-	-	-
BURGLARY	3	-	-	-	-	-	-	-	-	-	-	-
LARCENY AND THEFT	15	8	1	-	2	5	-	-	-	-	-	-
EMBEZZLEMENT	7	-	-	-	-	-	-	-	-	-	-	-
FRAUD	23	3	-	2	1	-	-	2	1	-	1	-
AUTO THEFT	6	2	-	-	-	2	-	-	-	-	-	-
FORGERY, COUNTERFEIT.	23	9	1	4	2	2	-	-	-	-	-	-
SEX OFFENSES	-	-	-	-	-	-	-	-	-	-	-	-
MARIJUANA	-	-	-	-	-	-	-	-	-	-	-	-
NARCOTICS	3	2	-	1	-	-	1	1	1	-	-	-
WEAPONS AND FIREARMS	6	3	-	-	3	-	-	1	-	1	-	-
ESCAPE	4	3	3	-	-	-	-	-	-	-	-	-
OTHER GENERAL OFFENSES	6	1	-	-	-	-	1	-	-	-	-	-
IMMIGRATION LAWS	20	12	9	3	-	-	-	2	-	1	1	-
LIQUOR, INTERNAL REV.	-	-	-	-	-	-	-	-	-	-	-	-
SELECTIVE SERVICE ACT	-	-	-	-	-	-	-	-	-	-	-	-
OTHER SPECIAL OFFENSES (FEDERAL STATUTES)	8	1	-	1	-	-	-	-	-	-	-	-

**TABLE 3**  
**UNITED STATES DISTRICT COURTS**  
**TYPE AND LENGTH OF SENTENCES FOR CONVICTED DEFENDANTS BY OFFENSE**  
**TWELVE MONTH PERIOD ENDED JUNE 30, 1979**

TOTAL	TERMS OF PROBATION				PROBATION W/O SUPERVISION SUSPENDED SENTENCE	FINE ONLY				DISTRICT AND OFFENSE
	12 MOS. AND UNDER	13-24 MOS.	25-48 MOS.	49 MOS. AND OVER		TOTAL	LESS THAN \$1,000	\$1,000- 9,999	\$10,000 AND OVER	
65	-	4	36	25	-	6	-	2	4	MISSOURI EASTERN TOTAL
-	-	-	-	-	-	-	-	-	-	HOMICIDE
-	-	-	-	-	-	-	-	-	-	ROBBERY
-	-	-	-	-	-	-	-	-	-	ASSAULT
-	-	-	-	-	-	-	-	-	-	BURGLARY
12	-	1	8	3	-	-	-	-	-	LARCENY AND THEFT
11	-	2	7	2	-	-	-	-	-	EMBEZZLEMENT
7	-	-	5	2	-	1	-	1	-	FRAUD
2	-	-	-	-	-	-	-	-	-	AUTO THEFT
15	-	1	8	6	-	-	-	-	-	FORGERY, COUNTERFEIT.
-	-	-	-	-	-	-	-	-	-	SEX OFFENSES
-	-	-	-	-	-	-	-	-	-	MARIJUANA
10	-	-	2	8	-	-	-	-	-	NARCOTICS
4	-	-	3	1	-	-	-	-	-	WEAPONS AND FIREARMS
-	-	-	-	-	-	-	-	-	-	ESCAPE
-	-	-	-	-	-	-	-	-	-	OTHER GENERAL OFFENSES
2	-	-	1	1	-	-	-	-	-	IMMIGRATION LAWS
-	-	-	-	-	-	-	-	-	-	LIQUOR, INTERNAL REV.
-	-	-	-	-	-	-	-	-	-	SELECTIVE SERVICE ACT
2	-	-	2	-	-	5	-	1	4	OTHER SPECIAL OFFENSES (FEDERAL STATUTES)
74	16	20	34	4	228	8	3	5	-	MISSOURI WESTERN TOTAL
-	-	-	-	-	-	-	-	-	-	HOMICIDE
1	-	-	-	1	-	-	-	-	-	ROBBERY
1	-	1	-	-	-	-	-	-	-	ASSAULT
-	-	-	-	-	-	-	-	-	-	BURGLARY
11	1	4	4	2	-	-	-	-	-	LARCENY AND THEFT
7	-	1	5	1	-	-	-	-	-	EMBEZZLEMENT
14	5	5	3	-	2	3	-	3	-	FRAUD
-	-	-	-	-	-	-	-	-	-	AUTO THEFT
6	-	1	5	-	-	-	-	-	-	FORGERY, COUNTERFEIT.
-	-	-	-	-	-	-	-	-	-	SEX OFFENSES
1	-	-	1	-	-	-	-	-	-	MARIJUANA
8	-	3	5	-	-	-	-	-	-	NARCOTICS
7	1	1	5	-	-	-	-	-	-	WEAPONS AND FIREARMS
-	-	-	-	-	-	-	-	-	-	ESCAPE
10	5	-	5	-	226	1	1	-	-	OTHER GENERAL OFFENSES
-	-	-	-	-	-	-	-	-	-	IMMIGRATION LAWS
1	-	-	1	-	-	-	-	-	-	LIQUOR, INTERNAL REV.
-	-	-	-	-	-	-	-	-	-	SELECTIVE SERVICE ACT
7	4	3	-	-	-	4	2	2	-	OTHER SPECIAL OFFENSES (FEDERAL STATUTES)
57	9	28	16	4	2	16	12	4	-	NEBRASKA TOTAL
-	-	-	-	-	-	-	-	-	-	HOMICIDE
1	-	1	-	-	-	-	-	-	-	ROBBERY
-	-	-	-	-	-	-	-	-	-	ASSAULT
3	-	1	2	-	-	-	-	-	-	BURGLARY
7	3	2	2	-	-	-	-	-	-	LARCENY AND THEFT
7	2	3	-	2	-	-	-	-	-	EMBEZZLEMENT
6	-	2	4	-	1	11	9	2	-	FRAUD
4	-	3	1	-	-	-	-	-	-	AUTO THEFT
14	-	5	5	2	-	-	-	-	-	FORGERY, COUNTERFEIT.
-	-	-	-	-	-	-	-	-	-	SEX OFFENSES
-	-	-	-	-	-	-	-	-	-	MARIJUANA
-	-	-	-	-	-	-	-	-	-	NARCOTICS
2	-	1	1	-	-	-	-	-	-	WEAPONS AND FIREARMS
1	1	-	-	-	-	-	-	-	-	ESCAPE
5	2	3	-	-	-	-	-	-	-	OTHER GENERAL OFFENSES
5	-	5	-	-	1	-	-	-	-	IMMIGRATION LAWS
-	-	-	-	-	-	-	-	-	-	LIQUOR, INTERNAL REV.
-	-	-	-	-	-	-	-	-	-	SELECTIVE SERVICE ACT
2	1	1	-	-	-	5	3	2	-	OTHER SPECIAL OFFENSES (FEDERAL STATUTES)

**TABLE 3**  
**UNITED STATES DISTRICT COURTS**  
**TYPE AND LENGTH OF SENTENCES FOR CONVICTED DEFENDANTS BY OFFENSE**  
**TWELVE MONTH PERIOD ENDED JUNE 30, 1979**

DISTRICT AND OFFENSE	TOTAL	TERMS OF IMPRISONMENT						PROBATION TERMS OF SPLIT SENTENCES				
		TOTAL	12 MOS. AND UNDER	13-24 MOS.	25-36 MOS.	37-60 MOS.	61 MOS. AND OVER	TOTAL	12 MOS. AND UNDER	13-24 MOS.	25-48 MOS.	49 MOS. AND OVER
NORTH DAKOTA TOTAL	124	48	10	17	11	5	5	16	3	11	2	-
HOMICIDE	3	3	1	-	-	-	2	-	-	-	-	-
ROBBERY	4	1	-	-	-	1	-	-	-	-	-	-
ASSAULT	13	7	1	4	1	1	-	2	-	2	-	-
BURGLARY	13	6	-	2	4	-	-	1	-	-	1	-
LARCENY AND THEFT	15	4	1	2	1	-	-	2	-	2	-	-
EMBEZZLEMENT	5	1	-	-	-	1	-	-	-	-	-	-
FRAUD	24	2	2	-	-	-	-	5	2	3	-	-
AUTO THEFT	-	-	-	-	-	-	-	-	-	-	-	-
FORGERY, COUNTERFEIT.	16	3	1	1	1	-	-	3	1	2	-	-
SEX OFFENSES	8	4	-	2	1	1	-	2	-	2	-	-
MARIJUANA	2	1	-	1	-	-	-	-	-	-	-	-
NARCOTICS	12	10	-	5	1	1	3	-	-	-	-	-
WEAPONS AND FIREARMS	3	3	1	-	2	-	-	-	-	-	-	-
ESCAPE	3	3	3	-	-	-	-	-	-	-	-	-
OTHER GENERAL OFFENSES	-	-	-	-	-	-	-	-	-	-	-	-
IMMIGRATION LAWS	1	-	-	-	-	-	-	-	-	-	-	-
LIQUOR, INTERNAL REV.	-	-	-	-	-	-	-	-	-	-	-	-
SELECTIVE SERVICE ACT	-	-	-	-	-	-	-	-	-	-	-	-
OTHER SPECIAL OFFENSES (FEDERAL STATUTES)	2	-	-	-	-	-	-	1	-	-	1	-
SOUTH DAKOTA TOTAL	173	52	11	13	11	11	6	5	-	3	1	1
HOMICIDE	12	7	-	1	2	-	4	1	-	1	-	-
ROBBERY	-	-	-	-	-	-	-	-	-	-	-	-
ASSAULT	45	22	5	7	6	4	-	1	-	-	-	1
BURGLARY	3	-	-	-	-	-	-	-	-	-	-	-
LARCENY AND THEFT	28	2	-	1	1	-	-	-	-	-	-	-
EMBEZZLEMENT	4	-	-	-	-	-	-	-	-	-	-	-
FRAUD	41	2	1	1	-	-	-	2	-	1	1	-
AUTO THEFT	4	2	1	-	-	1	-	-	-	-	-	-
FORGERY, COUNTERFEIT.	3	2	-	2	-	-	-	-	-	-	-	-
SEX OFFENSES	8	7	-	-	-	5	2	-	-	-	-	-
MARIJUANA	-	-	-	-	-	-	-	-	-	-	-	-
NARCOTICS	-	-	-	-	-	-	-	-	-	-	-	-
WEAPONS AND FIREARMS	5	2	1	1	-	-	-	1	-	1	-	-
ESCAPE	2	-	-	-	-	-	-	-	-	-	-	-
OTHER GENERAL OFFENSES	3	3	-	-	2	1	-	-	-	-	-	-
IMMIGRATION LAWS	-	-	-	-	-	-	-	-	-	-	-	-
LIQUOR, INTERNAL REV.	-	-	-	-	-	-	-	-	-	-	-	-
SELECTIVE SERVICE ACT	-	-	-	-	-	-	-	-	-	-	-	-
OTHER SPECIAL OFFENSES (FEDERAL STATUTES)	15	3	3	-	-	-	-	-	-	-	-	-
ALASKA TOTAL	62	21	3	4	1	4	9	11	3	4	4	-
HOMICIDE	-	-	-	-	-	-	-	-	-	-	-	-
ROBBERY	8	7	-	-	-	1	6	-	-	-	-	-
ASSAULT	1	-	-	-	-	-	-	-	-	-	-	-
BURGLARY	-	-	-	-	-	-	-	-	-	-	-	-
LARCENY AND THEFT	12	3	-	1	-	2	-	-	-	-	-	-
EMBEZZLEMENT	9	1	1	-	-	-	-	3	-	1	2	-
FRAUD	7	-	-	-	-	-	-	1	-	-	1	-
AUTO THEFT	-	-	-	-	-	-	-	-	-	-	-	-
FORGERY, COUNTERFEIT.	2	1	-	1	-	-	-	-	-	-	-	-
SEX OFFENSES	1	-	-	-	-	-	-	-	-	-	-	-
MARIJUANA	1	-	-	-	-	-	-	-	-	-	-	-
NARCOTICS	19	5	2	-	-	1	2	2	1	-	1	-
WEAPONS AND FIREARMS	6	3	-	2	1	-	-	-	-	-	-	-
ESCAPE	-	-	-	-	-	-	-	-	-	-	-	-
OTHER GENERAL OFFENSES	5	-	-	-	-	-	-	3	2	1	-	-
IMMIGRATION LAWS	-	-	-	-	-	-	-	-	-	-	-	-
LIQUOR, INTERNAL REV.	-	-	-	-	-	-	-	-	-	-	-	-
SELECTIVE SERVICE ACT	-	-	-	-	-	-	-	-	-	-	-	-
OTHER SPECIAL OFFENSES (FEDERAL STATUTES)	11	1	-	-	-	-	1	2	-	2	-	-

**TABLE 3**  
**UNITED STATES DISTRICT COURTS**  
**TYPE AND LENGTH OF SENTENCES FOR CONVICTED DEFENDANTS BY OFFENSE**  
**TWELVE MONTH PERIOD ENDED JUNE 30, 1979**

TOTAL	TERMS OF PROBATION				PROBATION W/O SUPERVISION SUSPENDED SENTENCE	FINE ONLY				DISTRICT AND OFFENSE
	12 MOS. AND UNDER	13-24 MOS.	25-48 MOS.	49 MOS. AND OVER		TOTAL	LESS THAN \$1,000	\$1,000- 9,999	\$10,000 AND OVER	
58	2	35	19	2	-	2	1	-	1	NORTH DAKOTA TOTAL
-	-	-	-	-	-	-	-	-	-	HOMICIDE
3	-	3	-	-	-	-	-	-	-	ROBBERY
4	-	-	3	1	-	-	-	-	-	ASSAULT
6	-	4	2	-	-	-	-	-	-	BURGLARY
9	-	6	2	1	-	-	-	-	-	LARCENY AND THEFT
4	-	4	-	-	-	-	-	-	-	EMBEZZLEMENT
16	2	9	5	-	-	1	-	-	1	FRAUD
-	-	-	-	-	-	-	-	-	-	AUTO THEFT
10	-	7	3	-	-	-	-	-	-	FORGERY, COUNTERFEIT
2	-	-	2	-	-	-	-	-	-	SEX OFFENSES
1	-	1	-	-	-	-	-	-	-	MARIJUANA
2	-	-	2	-	-	-	-	-	-	NARCOTICS
-	-	-	-	-	-	-	-	-	-	WEAPONS AND FIREARMS
-	-	-	-	-	-	-	-	-	-	ESCAPE
-	-	-	-	-	-	-	-	-	-	OTHER GENERAL OFFENSES
-	-	-	-	-	-	1	1	-	-	IMMIGRATION LAWS
-	-	-	-	-	-	-	-	-	-	LIQUOR, INTERNAL REV.
-	-	-	-	-	-	-	-	-	-	SELECTIVE SERVICE ACT
1	-	1	-	-	-	-	-	-	-	OTHER SPECIAL OFFENSES (FEDERAL STATUTES)
78	20	27	24	7	9	29	23	4	2	SOUTH DAKOTA TOTAL
4	-	1	2	1	-	-	-	-	-	HOMICIDE
-	-	-	-	-	-	-	-	-	-	ROBBERY
19	8	7	4	-	1	2	2	-	-	ASSAULT
3	-	-	3	-	-	-	-	-	-	BURGLARY
22	4	7	8	3	-	4	2	-	2	LARCENY AND THEFT
4	-	2	2	-	-	-	-	-	-	EMBEZZLEMENT
16	4	7	3	2	7	14	14	-	-	FRAUD
2	-	2	-	-	-	-	-	-	-	AUTO THEFT
-	-	-	-	-	1	-	-	-	-	FORGERY, COUNTERFEIT
1	-	-	-	1	-	-	-	-	-	SEX OFFENSES
-	-	-	-	-	-	-	-	-	-	MARIJUANA
2	1	-	1	-	-	-	-	-	-	NARCOTICS
1	-	1	-	-	-	1	1	-	-	WEAPONS AND FIREARMS
-	-	-	-	-	-	-	-	-	-	ESCAPE
-	-	-	-	-	-	-	-	-	-	OTHER GENERAL OFFENSES
-	-	-	-	-	-	-	-	-	-	IMMIGRATION LAWS
-	-	-	-	-	-	-	-	-	-	LIQUOR, INTERNAL REV.
-	-	-	-	-	-	-	-	-	-	SELECTIVE SERVICE ACT
4	3	-	1	-	-	8	4	4	-	OTHER SPECIAL OFFENSES (FEDERAL STATUTES)
37	8	18	6	5	-	13	8	2	3	ALASKA TOTAL
-	-	-	-	-	-	-	-	-	-	HOMICIDE
1	-	1	-	-	-	-	-	-	-	ROBBERY
1	1	-	-	-	-	-	-	-	-	ASSAULT
-	-	-	-	-	-	-	-	-	-	BURGLARY
5	2	3	-	-	-	4	4	-	-	LARCENY AND THEFT
5	1	3	1	-	-	-	-	-	-	EMBEZZLEMENT
5	2	-	2	1	-	1	1	-	-	FRAUD
-	-	-	-	-	-	-	-	-	-	AUTO THEFT
-	-	-	-	-	-	1	1	-	-	FORGERY, COUNTERFEIT
1	-	1	-	-	-	-	-	-	-	SEX OFFENSES
1	1	-	-	-	-	-	-	-	-	MARIJUANA
11	1	5	3	2	-	1	1	-	-	NARCOTICS
3	-	2	-	1	-	-	-	-	-	WEAPONS AND FIREARMS
-	-	-	-	-	-	-	-	-	-	ESCAPE
1	-	1	-	-	-	1	1	-	-	OTHER GENERAL OFFENSES
-	-	-	-	-	-	-	-	-	-	IMMIGRATION LAWS
-	-	-	-	-	-	-	-	-	-	LIQUOR, INTERNAL REV.
-	-	-	-	-	-	-	-	-	-	SELECTIVE SERVICE ACT
3	-	2	-	1	-	5	-	2	3	OTHER SPECIAL OFFENSES (FEDERAL STATUTES)

**TABLE 3**  
**UNITED STATES DISTRICT COURTS**  
**TYPE AND LENGTH OF SENTENCES FOR CONVICTED DEFENDANTS BY OFFENSE**  
**TWELVE MONTH PERIOD ENDED JUNE 30, 1979**

DISTRICT AND OFFENSE	TOTAL	TERMS OF IMPRISONMENT						PROBATION TERMS OF SPLIT SENTENCES				
		TOTAL	12 MOS. AND UNDER	13-24 MOS.	25-36 MOS.	37-60 MOS.	61 MOS. AND OVER	TOTAL	12 MOS. AND UNDER	13-24 MOS.	25-48 MOS.	49 MOS. AND OVER
ARIZONA TOTAL	758	404	107	94	62	96	45	83	2	24	38	19
HOMICIDE	23	20	2	2	3	6	7	1	-	-	-	1
ROBBERY	18	17	-	-	-	5	12	-	-	-	-	-
ASSAULT	36	18	4	4	2	7	1	2	-	-	1	1
BURGLARY	4	4	1	2	-	1	-	-	-	-	-	-
LARCENY AND THEFT	29	10	-	1	2	7	-	3	-	1	-	2
EMBEZZLEMENT	15	2	-	1	-	1	-	-	-	-	-	-
FRAUD	93	26	3	5	7	7	4	6	-	1	3	2
AUTO THEFT	4	4	-	1	-	3	-	-	-	-	-	-
FORGERY, COUNTERFEIT.	34	17	5	2	4	5	1	-	-	-	-	-
SEX OFFENSES	17	10	7	-	-	1	2	1	-	-	1	-
MARIJUANA	61	33	6	5	4	10	8	3	-	1	1	1
NARCOTICS	34	53	5	9	10	20	9	9	1	-	6	2
WEAPONS AND FIREARMS	43	19	-	7	5	6	1	5	-	1	4	-
ESCAPE	69	54	17	24	6	7	-	10	-	1	5	4
OTHER GENERAL OFFENSES	9	3	2	1	-	-	-	3	-	-	3	-
IMMIGRATION LAWS	179	104	53	28	15	8	-	33	1	16	12	4
LIQUOR, INTERNAL REV.	-	-	-	-	-	-	-	-	-	-	-	-
SELECTIVE SERVICE ACT	-	-	-	-	-	-	-	-	-	-	-	-
OTHER SPECIAL OFFENSES (FEDERAL STATUTES)	40	10	2	2	4	2	-	7	-	3	2	2
CALIFORNIA NORTHERN TOTAL	482	216	39	37	26	46	68	73	5	21	35	12
HOMICIDE	-	-	-	-	-	-	-	-	-	-	-	-
ROBBERY	39	38	-	1	1	7	29	1	-	-	-	1
ASSAULT	3	-	-	-	-	-	-	-	-	-	-	-
BURGLARY	10	3	-	-	1	1	1	1	-	-	1	-
LARCENY AND THEFT	45	6	2	1	1	1	1	13	-	1	9	3
EMBEZZLEMENT	41	5	1	2	1	1	-	5	-	1	4	-
FRAUD	108	34	14	12	2	5	1	12	3	2	6	1
AUTO THEFT	2	-	-	-	-	-	-	2	-	-	2	-
FORGERY, COUNTERFEIT.	43	22	5	1	3	7	6	5	-	1	3	1
SEX OFFENSES	-	-	-	-	-	-	-	-	-	-	-	-
MARIJUANA	24	20	1	2	3	6	8	2	-	1	-	1
NARCOTICS	88	60	3	14	10	13	20	14	-	5	8	1
WEAPONS AND FIREARMS	8	6	-	2	2	2	-	1	-	-	-	1
ESCAPE	12	8	6	-	1	1	-	-	-	-	-	-
OTHER GENERAL OFFENSES	11	1	1	-	-	-	-	8	-	8	-	-
IMMIGRATION LAWS	19	4	2	1	-	1	-	6	-	1	2	3
LIQUOR, INTERNAL REV.	-	-	-	-	-	-	-	-	-	-	-	-
SELECTIVE SERVICE ACT	-	-	-	-	-	-	-	-	-	-	-	-
OTHER SPECIAL OFFENSES (FEDERAL STATUTES)	29	9	4	1	1	1	2	3	2	1	-	-
CALIFORNIA EASTERN TOTAL	424	180	26	25	18	41	80	37	5	6	12	14
HOMICIDE	-	-	-	-	-	-	-	-	-	-	-	-
ROBBERY	44	38	-	-	-	6	32	1	-	-	1	-
ASSAULT	6	4	1	1	-	2	-	-	-	-	-	-
BURGLARY	3	-	-	-	-	-	-	-	-	-	-	-
LARCENY AND THEFT	65	8	3	1	-	4	-	6	1	1	2	2
EMBEZZLEMENT	31	5	2	-	2	-	1	2	-	-	-	2
FRAUD	47	7	4	1	-	1	1	2	-	-	-	2
AUTO THEFT	3	-	-	-	-	-	-	1	-	-	-	1
FORGERY, COUNTERFEIT	55	22	3	11	2	2	4	9	1	1	3	4
SEX OFFENSES	2	1	-	-	1	-	-	-	-	-	-	-
MARIJUANA	3	-	-	-	-	-	-	2	2	-	-	-
NARCOTICS	52	41	-	2	8	21	10	2	-	-	1	1
WEAPONS AND FIREARMS	22	10	1	4	3	-	2	6	1	-	3	2
ESCAPE	5	4	2	-	-	2	-	-	-	-	-	-
OTHER GENERAL OFFENSES	17	5	2	-	2	1	-	-	-	-	-	-
IMMIGRATION LAWS	38	12	7	4	-	1	-	6	-	4	2	-
LIQUOR, INTERNAL REV.	-	-	-	-	-	-	-	-	-	-	-	-
SELECTIVE SERVICE ACT	-	-	-	-	-	-	-	-	-	-	-	-
OTHER SPECIAL OFFENSES (FEDERAL STATUTES)	21	3	1	1	-	1	-	-	-	-	-	-



**TABLE 3**  
**UNITED STATES DISTRICT COURTS**  
**TYPE AND LENGTH OF SENTENCES FOR CONVICTED DEFENDANTS BY OFFENSE**  
**TWELVE MONTH PERIOD ENDED JUNE 30, 1979**

TOTAL	TERMS OF PROBATION				PROBATION W/O SUPERVISION SUSPENDED SENTENCE	FINE ONLY				DISTRICT AND OFFENSE
	12 MOS. AND UNDER	13-24 MOS.	25-48 MOS.	49 MOS. AND OVER		TOTAL	LESS THAN \$1,000	\$1,000- 9,999	\$10,000 AND OVER	
262	28	50	121	63	3	6	1	5	-	ARIZONA TOTAL
2	-	-	1	1	-	-	-	-	-	HOMICIDE
1	-	-	1	-	-	-	-	-	-	ROBBERY
16	4	4	7	1	-	-	-	-	-	ASSAULT
-	-	-	-	-	-	-	-	-	-	BURGLARY
16	2	2	5	7	-	-	-	-	-	LARCENY AND THEFT
13	1	2	8	2	-	-	-	-	-	EMBEZZLEMENT
57	7	10	20	20	-	4	-	4	-	FRAUD
-	-	-	-	-	-	-	-	-	-	AUTO THEFT
17	-	2	7	8	-	-	-	-	-	FORGERY, COUNTERFEIT.
3	-	-	3	-	3	-	-	-	-	SEX OFFENSES
25	-	3	17	5	-	-	-	-	-	MARIJUANA
22	1	2	13	6	-	-	-	-	-	NARCOTICS
19	1	7	7	4	-	-	-	-	-	WEAPONS AND FIREARMS
5	2	1	1	1	-	-	-	-	-	ESCAPE
3	-	-	2	1	-	-	-	-	-	OTHER GENERAL OFFENSES
41	9	12	18	2	-	1	1	-	-	IMMIGRATION LAWS
-	-	-	-	-	-	-	-	-	-	LIQUOR, INTERNAL REV.
-	-	-	-	-	-	-	-	-	-	SELECTIVE SERVICE ACT
22	1	5	11	5	-	1	-	1	-	OTHER SPECIAL OFFENSES (FEDERAL STATUTES)
179	40	41	62	36	3	11	4	4	3	CALIFORNIA NORTHERN TOTAL
-	-	-	-	-	-	-	-	-	-	HOMICIDE
-	-	-	-	-	-	-	-	-	-	ROBBERY
3	2	1	-	-	-	-	-	-	-	ASSAULT
6	3	3	-	-	-	-	-	-	-	BURGLARY
25	5	4	13	3	1	-	-	-	-	LARCENY AND THEFT
31	5	7	13	6	-	-	-	-	-	EMBEZZLEMENT
54	10	14	16	14	1	7	1	4	2	FRAUD
-	-	-	-	-	-	-	-	-	-	AUTO THEFT
15	-	6	6	3	1	-	-	-	-	FORGERY, COUNTERFEIT.
-	-	-	-	-	-	-	-	-	-	SEX OFFENSES
2	-	-	1	1	-	-	-	-	-	MARIJUANA
14	2	2	5	5	-	-	-	-	-	NARCOTICS
-	-	-	-	-	-	1	-	-	1	WEAPONS AND FIREARMS
4	1	1	1	1	-	-	-	-	-	ESCAPE
1	1	-	-	-	-	1	1	-	-	OTHER GENERAL OFFENSES
9	3	2	2	2	-	-	-	-	-	IMMIGRATION LAWS
-	-	-	-	-	-	-	-	-	-	LIQUOR, INTERNAL REV.
-	-	-	-	-	-	-	-	-	-	SELECTIVE SERVICE ACT
16	8	1	5	1	-	2	2	-	-	OTHER SPECIAL OFFENSES (FEDERAL STATUTES)
197	27	25	66	79	4	26	26	-	-	CALIFORNIA EASTERN TOTAL
-	-	-	-	-	-	-	-	-	-	HOMICIDE
5	-	-	1	4	-	-	-	-	-	ROBBERY
2	1	-	1	-	-	-	-	-	-	ASSAULT
3	-	-	2	1	-	-	-	-	-	BURGLARY
37	2	8	9	18	2	12	12	-	-	LARCENY AND THEFT
22	3	2	6	11	-	2	2	-	-	EMBEZZLEMENT
38	5	1	16	16	-	-	-	-	-	FRAUD
2	-	2	-	-	-	-	-	-	-	AUTO THEFT
34	2	3	18	11	-	-	-	-	-	FORGERY, COUNTERFEIT.
1	-	-	-	1	-	-	-	-	-	SEX OFFENSES
1	-	-	1	-	-	-	-	-	-	MARIJUANA
8	1	3	-	4	1	-	-	-	-	NARCOTICS
5	-	-	4	2	-	-	-	-	-	WEAPONS AND FIREARMS
1	-	-	1	-	-	-	-	-	-	ESCAPE
7	3	2	2	-	-	5	5	-	-	OTHER GENERAL OFFENSES
18	6	2	1	10	-	1	1	-	-	IMMIGRATION LAWS
-	-	-	-	-	-	-	-	-	-	LIQUOR, INTERNAL REV.
-	-	-	-	-	-	-	-	-	-	SELECTIVE SERVICE ACT
11	4	2	4	1	1	6	6	-	-	OTHER SPECIAL OFFENSES (FEDERAL STATUTES)

**TABLE 3**  
**UNITED STATES DISTRICT COURTS**  
**TYPE AND LENGTH OF SENTENCES FOR CONVICTED DEFENDANTS BY OFFENSE**  
**TWELVE MONTH PERIOD ENDED JUNE 30, 1979**

DISTRICT AND OFFENSE	TOTAL	TERMS OF IMPRISONMENT						PROBATION TERMS OF SPLIT SENTENCES				
		TOTAL	12 MOS. AND UNDER	13-24 MOS.	25-36 MOS.	37-60 MOS.	61 MOS. AND OVER	TOTAL	12 MOS. AND UNDER	13-24 MOS.	25-48 MOS.	49 MOS. AND OVER
CALIFORNIA CENTRAL TOTAL	1,246	520	142	72	45	93	168	167	2	18	84	63
HOMICIDE	1	1	-	-	-	-	1	-	-	-	-	-
ROBBERY	165	146	4	1	3	22	116	5	-	-	1	4
ASSAULT	7	4	2	-	-	-	2	1	-	-	1	-
BURGLARY	-	-	-	-	-	-	-	-	-	-	-	-
LARCENY AND THEFT	107	21	9	2	2	6	2	16	-	5	6	5
EMBEZZLEMENT	90	7	5	1	-	1	-	12	-	1	5	6
FRAUD	247	45	14	15	6	8	2	39	-	2	19	18
AUTO THEFT	10	7	1	3	1	1	1	2	-	-	1	1
FORGERY, COUNTERFEIT.	123	32	12	9	3	6	2	34	-	2	19	13
SEX OFFENSES	1	1	-	-	-	-	1	-	-	-	-	-
MARIJUANA	36	18	3	1	3	9	2	6	-	-	-	1
NARCOTICS	180	108	8	19	22	28	31	24	-	3	14	7
WEAPONS AND FIREARMS	47	17	4	7	1	2	3	4	1	-	2	1
ESCAPE	94	70	54	6	2	5	3	9	-	1	3	5
OTHER GENERAL OFFENSES	19	3	1	-	-	1	1	2	-	-	2	-
IMMIGRATION LAWS	51	25	14	8	1	2	-	9	-	4	4	1
LIQUOR, INTERNAL REV.	-	-	-	-	-	-	-	-	-	-	-	-
SELECTIVE SERVICE ACT	-	-	-	-	-	-	-	-	-	-	-	-
OTHER SPECIAL OFFENSES (FEDERAL STATUTES)	68	15	11	-	1	2	1	4	1	-	2	1
CALIFORNIA SOUTHERN TOTAL	841	410	148	91	50	78	43	121	-	9	75	37
HOMICIDE	-	-	-	-	-	-	-	-	-	-	-	-
ROBBERY	35	31	-	-	1	8	22	1	-	-	-	1
ASSAULT	10	3	2	1	-	-	-	3	-	-	2	1
BURGLARY	-	-	-	-	-	-	-	-	-	-	-	-
LARCENY AND THEFT	48	20	7	2	5	4	2	8	-	3	5	-
EMBEZZLEMENT	12	2	-	-	2	-	-	4	-	-	2	2
FRAUD	52	24	8	6	4	6	-	7	-	1	5	1
AUTO THEFT	-	-	-	-	-	-	-	-	-	-	-	-
FORGERY, COUNTERFEIT.	30	12	2	3	1	6	-	7	-	-	3	4
SEX OFFENSES	1	-	-	-	-	-	-	-	-	-	-	-
MARIJUANA	63	19	4	4	4	6	1	6	-	-	4	2
NARCOTICS	150	75	7	15	11	28	14	21	-	1	17	3
WEAPONS AND FIREARMS	11	6	2	-	1	2	1	1	-	-	1	-
ESCAPE	34	24	17	3	2	2	-	2	-	-	2	-
OTHER GENERAL OFFENSES	4	2	1	-	-	-	1	1	-	-	-	1
IMMIGRATION LAWS	330	179	89	57	17	16	-	54	-	4	29	21
LIQUOR, INTERNAL REV.	-	-	-	-	-	-	-	-	-	-	-	-
SELECTIVE SERVICE ACT	-	-	-	-	-	-	-	-	-	-	-	-
OTHER SPECIAL OFFENSES (FEDERAL STATUTES)	61	13	9	-	2	-	2	6	-	-	5	1
HAWAII TOTAL	802	30	3	4	9	10	4	20	-	-	1	19
HOMICIDE	-	-	-	-	-	-	-	-	-	-	-	-
ROBBERY	2	1	-	-	-	-	1	1	-	-	-	1
ASSAULT	5	-	-	-	-	-	-	-	-	-	-	-
BURGLARY	-	-	-	-	-	-	-	-	-	-	-	-
LARCENY AND THEFT	38	4	-	-	-	3	1	3	-	-	-	3
EMBEZZLEMENT	4	1	-	-	1	-	-	-	-	-	-	-
FRAUD	18	6	1	2	1	2	-	-	-	-	-	-
AUTO THEFT	-	-	-	-	-	-	-	-	-	-	-	-
FORGERY, COUNTERFEIT.	26	8	-	-	3	3	2	6	-	-	-	6
SEX OFFENSES	-	-	-	-	-	-	-	-	-	-	-	-
MARIJUANA	1	-	-	-	-	-	-	-	-	-	-	-
NARCOTICS	13	4	-	-	2	2	-	5	-	-	1	4
WEAPONS AND FIREARMS	14	4	-	2	2	-	-	4	-	-	-	4
ESCAPE	-	-	-	-	-	-	-	-	-	-	-	-
OTHER GENERAL OFFENSES	675	1	1	-	-	-	-	2	-	-	-	2
IMMIGRATION LAWS	1	1	1	-	-	-	-	-	-	-	-	-
LIQUOR, INTERNAL REV.	-	-	-	-	-	-	-	-	-	-	-	-
SELECTIVE SERVICE ACT	-	-	-	-	-	-	-	-	-	-	-	-
OTHER SPECIAL OFFENSES (FEDERAL STATUTES)	7	-	-	-	-	-	-	-	-	-	-	-

**TABLE 3**  
**UNITED STATES DISTRICT COURTS**  
**TYPE AND LENGTH OF SENTENCES FOR CONVICTED DEFENDANTS BY OFFENSE**  
**TWELVE MONTH PERIOD ENDED JUNE 30, 1979**

TOTAL	TERMS OF PROBATION				PROBATION W/O SUPERVISION SUSPENDED SENTENCE	FINE ONLY				DISTRICT AND OFFENSE
	12 MOS. AND UNDER	13-24 MOS.	25-48 MOS.	49 MOS. AND OVER		TOTAL	LESS THAN \$1,000	\$1,000- 9,999	\$10,000 AND OVER	
505	75	88	226	116	8	46	20	9	17	CALIFORNIA CENTRAL TOTAL
-	-	-	-	-	-	-	-	-	-	HOMICIDE
14	1	-	7	6	-	-	-	-	-	ROBBERY
1	-	1	-	-	-	1	1	-	-	ASSAULT
-	-	-	-	-	-	-	-	-	-	BURGLARY
64	13	9	30	12	-	6	6	-	-	LARCENY AND THEFT
69	10	13	34	12	-	2	1	1	-	EMBEZZLEMENT
152	20	33	70	29	-	11	6	5	-	FRAUD
1	-	-	-	1	-	-	-	-	-	AUTO THEFT
41	4	7	21	9	3	13	-	-	13	FORGERY, COUNTERFEIT.
-	-	-	-	-	-	-	-	-	-	SEX OFFENSES
12	1	3	5	3	-	-	-	-	-	MARIHUANA
48	5	1	21	21	-	-	-	-	-	NARCOTICS
25	2	5	13	5	1	-	-	-	-	WEAPONS AND FIREARMS
13	-	-	8	5	2	-	-	-	-	ESCAPE
10	3	1	4	2	-	4	3	1	-	OTHER GENERAL OFFENSES
16	4	3	4	5	1	-	-	-	-	IMMIGRATION LAWS
-	-	-	-	-	-	-	-	-	-	LIQUOR, INTERNAL REV.
39	12	12	9	6	1	9	3	2	4	SELECTIVE SERVICE ACT
-	-	-	-	-	-	-	-	-	-	OTHER SPECIAL OFFENSES (FEDERAL STATUTES)
239	37	45	94	63	67	4	4	-	-	CALIFORNIA SOUTHERN TOTAL
-	-	-	-	-	-	-	-	-	-	HOMICIDE
3	-	1	-	2	-	-	-	-	-	ROBBERY
2	-	-	2	-	2	-	-	-	-	ASSAULT
-	-	-	-	-	-	-	-	-	-	BURGLARY
13	1	9	2	1	6	1	1	-	-	LARCENY AND THEFT
6	3	1	2	-	-	-	-	-	-	EMBEZZLEMENT
17	2	4	7	4	4	-	-	-	-	FRAUD
-	-	-	-	-	-	-	-	-	-	AUTO THEFT
10	1	-	5	4	1	-	-	-	-	FORGERY, COUNTERFEIT.
1	-	-	-	1	-	-	-	-	-	SEX OFFENSES
38	9	3	7	19	-	-	-	-	-	MARIHUANA
51	8	4	21	18	3	-	-	-	-	NARCOTICS
3	1	1	1	-	1	1	1	-	-	WEAPONS AND FIREARMS
7	2	2	1	2	1	-	-	-	-	ESCAPE
1	-	-	-	1	-	-	-	-	-	OTHER GENERAL OFFENSES
59	5	14	32	8	38	-	-	-	-	IMMIGRATION LAWS
-	-	-	-	-	-	-	-	-	-	LIQUOR, INTERNAL REV.
28	5	6	14	3	12	2	2	-	-	SELECTIVE SERVICE ACT
-	-	-	-	-	-	-	-	-	-	OTHER SPECIAL OFFENSES (FEDERAL STATUTES)
101	52	3	5	41	21	630	588	39	3	HAWAII TOTAL
-	-	-	-	-	-	-	-	-	-	HOMICIDE
4	3	1	-	-	-	1	1	-	-	ROBBERY
-	-	-	-	-	-	-	-	-	-	ASSAULT
18	2	1	-	15	2	11	11	-	-	BURGLARY
3	-	-	-	3	-	-	-	-	-	LARCENY AND THEFT
5	1	-	1	3	3	4	1	3	-	EMBEZZLEMENT
-	-	-	-	-	-	-	-	-	-	FRAUD
10	-	1	2	7	1	2	2	-	-	AUTO THEFT
-	-	-	-	-	-	-	-	-	-	FORGERY, COUNTERFEIT.
1	-	-	-	1	-	-	-	-	-	SEX OFFENSES
4	-	-	-	4	-	-	-	-	-	MARIHUANA
5	-	-	-	5	-	1	-	1	-	NARCOTICS
-	-	-	-	-	-	-	-	-	-	WEAPONS AND FIREARMS
48	46	-	1	1	13	609	571	38	3	ESCAPE
-	-	-	-	-	-	-	-	-	-	OTHER GENERAL OFFENSES
-	-	-	-	-	-	-	-	-	-	IMMIGRATION LAWS
-	-	-	-	-	-	-	-	-	-	LIQUOR, INTERNAL REV.
3	-	-	1	2	2	2	2	-	-	SELECTIVE SERVICE ACT
-	-	-	-	-	-	-	-	-	-	OTHER SPECIAL OFFENSES (FEDERAL STATUTES)

**TABLE 3**  
**UNITED STATES DISTRICT COURTS**  
**TYPE AND LENGTH OF SENTENCES FOR CONVICTED DEFENDANTS BY OFFENSE**  
**TWELVE MONTH PERIOD ENDED JUNE 30, 1979**

DISTRICT AND OFFENSE	TOTAL	TERMS OF IMPRISONMENT						PROBATION TERMS OF SPLIT SENTENCES				
		TOTAL	12 MOS. AND UNDER	13-24 MOS.	25-36 MOS.	37-60 MOS.	61 MOS. AND OVER	TOTAL	12 MOS. AND UNDER	13-24 MOS.	25-48 MOS.	49 MOS. AND OVER
IDAHO TOTAL	112	30	12	4	5	4	5	24	2	7	14	1
HOMICIDE	1	1	-	-	-	-	1	-	-	-	-	-
ROBBERY	5	5	-	-	-	2	3	-	-	-	-	-
ASSAULT	2	1	-	-	-	-	1	-	-	-	-	-
BURGLARY	-	-	-	-	-	-	-	-	-	-	-	-
LARCENY AND THEFT	15	1	-	-	1	-	-	-	-	-	-	-
EMBEZZLEMENT	8	1	-	1	-	-	-	1	-	-	-	1
FRAUD	15	3	2	-	1	-	-	5	-	2	3	-
AUTO THEFT	1	-	-	-	-	-	-	1	-	1	-	-
FORGERY, COUNTERFEIT.	7	-	-	-	-	-	-	4	-	-	4	-
SEX OFFENSES	-	-	-	-	-	-	-	-	-	-	-	-
MARIHUANA	-	-	-	-	-	-	-	-	-	-	-	-
NARCOTICS	-	-	-	-	-	-	-	-	-	-	-	-
WEAPONS AND FIREARMS	9	4	-	1	1	2	-	1	-	-	1	-
ESCAPE	1	1	-	-	1	-	-	-	-	-	-	-
OTHER GENERAL OFFENSES	-	-	-	-	-	-	-	-	-	-	-	-
IMMIGRATION LAWS	41	13	10	2	1	-	-	12	2	4	6	-
LIQUOR, INTERNAL REV.	-	-	-	-	-	-	-	-	-	-	-	-
SELECTIVE SERVICE ACT	-	-	-	-	-	-	-	-	-	-	-	-
OTHER SPECIAL OFFENSES (FEDERAL STATUTES)	7	-	-	-	-	-	-	-	-	-	-	-
MONTANA TOTAL	97	24	7	2	2	9	4	9	2	3	2	2
HOMICIDE	9	3	-	-	-	-	3	1	-	1	-	-
ROBBERY	1	1	-	-	1	-	-	-	-	-	-	-
ASSAULT	8	1	-	-	1	-	-	1	-	-	1	-
BURGLARY	12	2	-	1	-	1	-	-	-	-	-	-
LARCENY AND THEFT	19	4	-	1	-	3	-	2	1	-	-	1
EMBEZZLEMENT	3	1	-	-	-	1	-	1	-	-	-	-
FRAUD	14	3	3	-	-	-	-	3	-	1	1	1
AUTO THEFT	-	-	-	-	-	-	-	-	-	-	-	-
FORGERY, COUNTERFEIT.	6	2	1	-	-	1	-	-	-	-	-	-
SEX OFFENSES	4	4	1	-	-	2	1	-	-	-	-	-
MARIHUANA	1	1	-	-	1	-	-	-	-	-	-	-
NARCOTICS	3	-	-	-	-	-	-	-	-	-	-	-
WEAPONS AND FIREARMS	2	1	1	-	-	-	-	-	-	-	-	-
ESCAPE	1	1	1	-	-	-	-	-	-	-	-	-
OTHER GENERAL OFFENSES	3	-	-	-	-	-	-	-	-	-	-	-
IMMIGRATION LAWS	1	-	-	-	-	-	-	-	-	-	-	-
LIQUOR, INTERNAL REV.	-	-	-	-	-	-	-	-	-	-	-	-
SELECTIVE SERVICE ACT	-	-	-	-	-	-	-	-	-	-	-	-
OTHER SPECIAL OFFENSES (FEDERAL STATUTES)	10	-	-	-	-	-	-	1	1	-	-	-
NEVADA TOTAL	116	42	5	4	5	10	18	16	-	-	4	12
HOMICIDE	-	-	-	-	-	-	-	-	-	-	-	-
ROBBERY	17	10	-	-	-	1	9	4	-	-	3	1
ASSAULT	2	1	-	-	-	1	-	1	-	-	-	1
BURGLARY	-	-	-	-	-	-	-	-	-	-	-	-
LARCENY AND THEFT	9	3	-	-	-	2	1	2	-	-	-	2
EMBEZZLEMENT	3	-	-	-	-	-	-	1	-	-	-	1
FRAUD	26	4	2	1	1	-	-	2	-	-	1	1
AUTO THEFT	-	-	-	-	-	-	-	-	-	-	-	-
FORGERY, COUNTERFEIT.	17	5	1	1	1	1	1	2	-	-	-	2
SEX OFFENSES	-	-	-	-	-	-	-	-	-	-	-	-
MARIHUANA	2	1	-	-	1	-	-	-	-	-	-	-
NARCOTICS	22	9	1	1	2	2	3	4	-	-	-	4
WEAPONS AND FIREARMS	2	-	-	-	-	-	-	-	-	-	-	-
ESCAPE	3	1	-	-	-	1	-	-	-	-	-	-
OTHER GENERAL OFFENSES	6	6	-	-	-	2	4	-	-	-	-	-
IMMIGRATION LAWS	4	1	-	1	-	-	-	-	-	-	-	-
LIQUOR, INTERNAL REV.	-	-	-	-	-	-	-	-	-	-	-	-
SELECTIVE SERVICE ACT	-	-	-	-	-	-	-	-	-	-	-	-
OTHER SPECIAL OFFENSES (FEDERAL STATUTES)	3	1	1	-	-	-	-	-	-	-	-	-

**TABLE 3**  
**UNITED STATES DISTRICT COURTS**  
**TYPE AND LENGTH OF SENTENCES FOR CONVICTED DEFENDANTS BY OFFENSE**  
**TWELVE MONTH PERIOD ENDED JUNE 30, 1979**

TOTAL	TERMS OF PROBATION				PROBATION W/O SUPERVISION SUSPENDED SENTENCE	FINE ONLY				DISTRICT AND OFFENSE
	12 MOS. AND UNDER	13-24 MOS.	25-48 MOS.	49 MOS. AND OVER		TOTAL	LESS THAN \$1,000	\$1,000- 9,999	\$10,000 AND OVER	
54	6	19	25	4	-	4	3	-	1	<b>IDAHO TOTAL</b>
-	-	-	-	-	-	-	-	-	-	HOMICIDE
-	-	-	-	-	-	-	-	-	-	ROBBERY
-	-	-	-	-	-	1	1	-	-	ASSAULT
-	-	-	-	-	-	-	-	-	-	BURGLARY
13	1	3	9	-	-	1	-	-	1	LARCENY AND THEFT
6	-	2	3	1	-	-	-	-	-	EMBEZZLEMENT
7	-	4	2	1	-	-	-	-	-	FRAUD
3	-	1	2	-	-	-	-	-	-	AUTO THEFT
-	-	-	-	-	-	-	-	-	-	FORGERY, COUNTERFEIT.
-	-	-	-	-	-	-	-	-	-	SEX OFFENSES
-	-	-	-	-	-	-	-	-	-	MARIJUANA
-	-	-	-	-	-	-	-	-	-	NARCOTICS
4	1	-	2	1	-	-	-	-	-	WEAPONS AND FIREARMS
-	-	-	-	-	-	-	-	-	-	ESCAPE
-	-	-	-	-	-	-	-	-	-	OTHER GENERAL OFFENSES
16	3	5	7	1	-	-	-	-	-	IMMIGRATION LAWS
-	-	-	-	-	-	-	-	-	-	LIQUOR, INTERNAL REV.
-	-	-	-	-	-	-	-	-	-	SELECTIVE SERVICE ACT
5	1	4	-	-	-	2	2	-	-	OTHER SPECIAL OFFENSES (FEDERAL STATUTES)
57	10	17	23	7	3	4	4	-	-	<b>MONTANA TOTAL</b>
5	1	-	4	-	-	-	-	-	-	HOMICIDE
-	-	-	-	-	-	-	-	-	-	ROBBERY
6	2	2	2	-	-	-	-	-	-	ASSAULT
10	-	3	4	3	-	-	-	-	-	BURGLARY
13	3	2	7	1	-	-	-	-	-	LARCENY AND THEFT
1	-	-	-	-	-	-	-	-	-	EMBEZZLEMENT
7	2	2	3	-	1	-	-	-	-	FRAUD
-	-	-	-	-	-	-	-	-	-	AUTO THEFT
4	-	2	-	2	-	-	-	-	-	FORGERY, COUNTERFEIT.
-	-	-	-	-	-	-	-	-	-	SEX OFFENSES
-	-	-	-	-	-	-	-	-	-	MARIJUANA
3	1	2	-	-	-	-	-	-	-	NARCOTICS
1	-	-	1	-	-	-	-	-	-	WEAPONS AND FIREARMS
-	-	-	-	-	-	-	-	-	-	ESCAPE
-	-	-	-	-	-	3	3	-	-	OTHER GENERAL OFFENSES
-	-	-	-	-	-	-	-	-	-	IMMIGRATION LAWS
-	-	-	-	-	-	-	-	-	-	LIQUOR, INTERNAL REV.
7	1	4	2	-	1	1	1	-	-	SELECTIVE SERVICE ACT
-	-	-	-	-	-	-	-	-	-	OTHER SPECIAL OFFENSES (FEDERAL STATUTES)
54	12	6	18	18	-	4	1	2	1	<b>NEVADA TOTAL</b>
-	-	-	-	-	-	-	-	-	-	HOMICIDE
3	-	-	-	3	-	-	-	-	-	ROBBERY
-	-	-	-	-	-	-	-	-	-	ASSAULT
-	-	-	-	-	-	-	-	-	-	BURGLARY
4	3	-	1	-	-	-	-	-	-	LARCENY AND THEFT
1	-	-	1	-	-	1	-	-	-	EMBEZZLEMENT
17	2	6	7	2	-	3	1	2	1	FRAUD
10	1	-	4	5	-	-	-	-	-	AUTO THEFT
-	-	-	-	-	-	-	-	-	-	FORGERY, COUNTERFEIT.
1	-	-	1	-	-	-	-	-	-	SEX OFFENSES
9	3	-	2	4	-	-	-	-	-	MARIJUANA
2	-	-	1	1	-	-	-	-	-	NARCOTICS
2	1	-	1	-	-	-	-	-	-	WEAPONS AND FIREARMS
-	-	-	-	-	-	-	-	-	-	ESCAPE
3	1	-	-	2	-	-	-	-	-	OTHER GENERAL OFFENSES
-	-	-	-	-	-	-	-	-	-	IMMIGRATION LAWS
2	1	-	-	1	-	-	-	-	-	LIQUOR, INTERNAL REV.
-	-	-	-	-	-	-	-	-	-	SELECTIVE SERVICE ACT
-	-	-	-	-	-	-	-	-	-	OTHER SPECIAL OFFENSES (FEDERAL STATUTES)

**TABLE 3**  
**UNITED STATES DISTRICT COURTS**  
**TYPE AND LENGTH OF SENTENCES FOR CONVICTED DEFENDANTS BY OFFENSE**  
**TWELVE MONTH PERIOD ENDED JUNE 30, 1979**

DISTRICT AND OFFENSE	TOTAL	TERMS OF IMPRISONMENT						PROBATION TERMS OF SPLIT SENTENCES				
		TOTAL	12 MOS. AND UNDER	13-24 MOS.	25-36 MOS.	37-60 MOS.	61 MOS. AND OVER	TOTAL	12 MOS. AND UNDER	13-24 MOS.	25-48 MOS.	49 MOS. AND OVER
<b>OREGON TOTAL</b>	<b>209</b>	<b>98</b>	<b>14</b>	<b>27</b>	<b>12</b>	<b>17</b>	<b>28</b>	<b>38</b>	<b>4</b>	<b>-</b>	<b>4</b>	<b>30</b>
HOMICIDE	1	1	-	-	-	1	-	-	-	-	-	-
ROBBERY	24	23	-	-	-	2	21	-	-	-	-	-
ASSAULT	4	1	-	-	-	1	-	3	1	-	1	1
BURGLARY	2	-	-	-	-	-	-	1	-	-	-	-
LARCENY AND THEFT	34	10	3	4	1	2	-	5	-	-	-	1
EMBEZZLEMENT	21	1	-	-	1	-	-	1	-	-	-	5
FRAUD	49	19	1	11	2	3	2	18	1	-	2	1
AUTO THEFT	2	1	-	-	1	-	-	-	-	-	-	15
FORGERY, COUNTERFEIT.	8	3	-	1	-	2	-	2	-	-	-	-
SEX OFFENSES	-	-	-	-	-	-	-	-	-	-	-	2
MARIJUANA	7	6	2	2	1	1	-	1	1	-	-	-
NARCOTICS	18	15	1	3	6	2	3	2	-	-	-	2
WEAPONS AND FIREARMS	9	5	2	-	-	2	1	2	-	-	-	2
ESCAPE	1	1	1	-	-	-	-	-	-	-	-	-
OTHER GENERAL OFFENSES	3	1	-	-	-	-	-	-	-	-	-	-
IMMIGRATION LAWS	13	9	2	6	-	1	-	1	1	-	-	-
LIQUOR, INTERNAL REV.	-	-	-	-	-	-	-	-	-	-	-	-
SELECTIVE SERVICE ACT	-	-	-	-	-	-	-	-	-	-	-	-
OTHER SPECIAL OFFENSES (FEDERAL STATUTES)	13	2	2	-	-	-	-	2	-	-	1	1
<b>WASHINGTON EASTERN TOTAL</b>	<b>83</b>	<b>34</b>	<b>6</b>	<b>15</b>	<b>1</b>	<b>11</b>	<b>1</b>	<b>19</b>	<b>1</b>	<b>4</b>	<b>14</b>	<b>-</b>
HOMICIDE	1	1	-	-	-	-	1	-	-	-	-	-
ROBBERY	-	-	-	-	-	-	-	-	-	-	-	-
ASSAULT	3	1	-	-	-	1	-	2	1	-	1	-
BURGLARY	1	1	-	1	-	-	-	-	-	-	-	-
LARCENY AND THEFT	9	3	1	-	-	2	-	-	-	-	-	-
EMBEZZLEMENT	2	-	-	-	-	-	-	-	-	-	-	-
FRAUD	14	2	-	1	-	1	-	4	-	1	3	-
AUTO THEFT	4	3	-	-	-	-	-	-	-	-	-	-
FORGERY, COUNTERFEIT.	7	1	-	1	-	2	-	1	-	-	1	-
SEX OFFENSES	1	-	-	-	-	1	-	1	-	-	1	-
MARIJUANA	1	1	-	-	-	-	-	-	-	-	-	-
NARCOTICS	16	9	-	6	-	3	-	4	-	-	4	-
WEAPONS AND FIREARMS	4	2	-	1	-	1	-	1	-	1	-	-
ESCAPE	6	6	1	4	1	-	-	-	-	-	-	-
OTHER GENERAL OFFENSES	1	-	-	-	-	-	-	-	-	-	-	-
IMMIGRATION LAWS	11	4	4	-	-	-	-	6	-	2	4	-
LIQUOR, INTERNAL REV.	-	-	-	-	-	-	-	-	-	-	-	-
SELECTIVE SERVICE ACT	-	-	-	-	-	-	-	-	-	-	-	-
OTHER SPECIAL OFFENSES (FEDERAL STATUTES)	2	-	-	-	-	-	-	-	-	-	-	-
<b>WASHINGTON WESTERN TOTAL</b>	<b>978</b>	<b>180</b>	<b>67</b>	<b>27</b>	<b>23</b>	<b>39</b>	<b>24</b>	<b>54</b>	<b>1</b>	<b>5</b>	<b>34</b>	<b>14</b>
HOMICIDE	2	1	-	-	-	-	1	1	-	-	-	1
ROBBERY	21	18	-	-	-	5	13	1	-	-	-	1
ASSAULT	14	9	5	1	2	1	-	2	-	-	1	1
BURGLARY	-	-	-	-	-	-	-	-	-	-	-	-
LARCENY AND THEFT	59	9	3	4	-	1	1	6	-	-	-	-
EMBEZZLEMENT	87	5	1	1	3	-	-	2	-	2	2	2
FRAUD	84	20	10	3	3	3	1	20	-	3	10	7
AUTO THEFT	-	-	-	-	-	-	-	-	-	-	-	-
FORGERY, COUNTERFEIT.	20	8	2	2	-	4	-	-	-	-	-	-
SEX OFFENSES	3	2	-	-	-	1	1	1	-	-	1	-
MARIJUANA	17	12	2	5	1	4	-	2	-	-	-	-
NARCOTICS	103	47	7	5	10	19	6	17	-	-	16	1
WEAPONS AND FIREARMS	17	6	1	3	1	1	-	1	-	-	1	-
ESCAPE	11	11	7	2	2	-	-	-	-	-	-	-
OTHER GENERAL OFFENSES	290	13	12	-	-	-	1	-	-	-	-	-
IMMIGRATION LAWS	7	2	2	-	-	-	-	-	-	-	-	-
LIQUOR, INTERNAL REV.	-	-	-	-	-	-	-	-	-	-	-	-
SELECTIVE SERVICE ACT	-	-	-	-	-	-	-	-	-	-	-	-
OTHER SPECIAL OFFENSES (FEDERAL STATUTES)	243	17	15	1	1	-	-	1	1	-	-	-

**TABLE 3**  
**UNITED STATES DISTRICT COURTS**  
**TYPE AND LENGTH OF SENTENCES FOR CONVICTED DEFENDANTS BY OFFENSE**  
**TWELVE MONTH PERIOD ENDED JUNE 30, 1979**

TOTAL	TERMS OF PROBATION				PROBATION W/O SUPERVISION SUSPENDED SENTENCE	FINE ONLY				DISTRICT AND OFFENSE
	12 MOS. AND UNDER	13-24 MOS.	25-48 MOS.	49 MOS. AND OVER		TOTAL	LESS THAN \$1,000	\$1,000- 9,999	\$10,000 AND OVER	
67	19	9	14	25	1	5	2	2	1	OREGON TOTAL
-	-	-	-	-	-	-	-	-	-	HOMICIDE
1	-	-	-	1	-	-	-	-	-	ROBBERY
-	-	-	-	-	-	-	-	-	-	ASSAULT
1	-	-	-	1	-	-	-	-	-	BURGLARY
18	10	1	3	4	-	1	1	-	-	LARCENY AND THEFT
19	2	4	8	5	-	-	-	-	-	EMBEZZLEMENT
11	2	-	1	8	-	1	-	-	1	FRAUD
1	-	-	-	1	-	-	-	-	-	AUTO THEFT
3	-	-	1	2	-	-	-	-	-	FORGERY, COUNTERFEIT
-	-	-	-	-	-	-	-	-	-	SEX OFFENSES
-	-	-	-	-	-	-	-	-	-	MARIHUANA
1	1	-	-	-	-	-	-	-	-	NARCOTICS
1	-	-	-	1	-	1	-	1	-	WEAPONS AND FIREARMS
-	-	-	-	-	-	-	-	-	-	ESCAPE
1	-	1	-	-	-	-	-	-	-	OTHER GENERAL OFFENSES
3	2	-	-	1	1	-	-	-	-	IMMIGRATION LAWS
-	-	-	-	-	-	-	-	-	-	LIQUOR, INTERNAL REV.
-	-	-	-	-	-	-	-	-	-	SELECTIVE SERVICE ACT
7	2	3	1	1	-	2	1	1	-	OTHER SPECIAL OFFENSES (FEDERAL STATUTES)
28	4	6	15	3	2	-	-	-	-	WASHINGTON EASTERN TOTAL
-	-	-	-	-	-	-	-	-	-	HOMICIDE
-	-	-	-	-	-	-	-	-	-	ROBBERY
-	-	-	-	-	-	-	-	-	-	ASSAULT
-	-	-	-	-	-	-	-	-	-	BURGLARY
5	-	1	2	2	1	-	-	-	-	LARCENY AND THEFT
2	1	1	-	-	-	-	-	-	-	EMBEZZLEMENT
8	2	3	3	-	-	-	-	-	-	FRAUD
-	-	-	-	-	-	-	-	-	-	AUTO THEFT
5	-	-	5	-	-	-	-	-	-	FORGERY, COUNTERFEIT
1	1	-	-	-	-	-	-	-	-	SEX OFFENSES
-	-	-	-	-	-	-	-	-	-	MARIHUANA
3	-	-	3	-	-	-	-	-	-	NARCOTICS
1	-	-	-	1	-	-	-	-	-	WEAPONS AND FIREARMS
-	-	-	-	-	-	-	-	-	-	ESCAPE
1	-	-	1	-	-	-	-	-	-	OTHER GENERAL OFFENSES
-	-	-	-	-	1	-	-	-	-	IMMIGRATION LAWS
-	-	-	-	-	-	-	-	-	-	LIQUOR, INTERNAL REV.
-	-	-	-	-	-	-	-	-	-	SELECTIVE SERVICE ACT
2	-	1	1	-	-	-	-	-	-	OTHER SPECIAL OFFENSES (FEDERAL STATUTES)
227	89	27	88	23	186	331	319	7	5	WASHINGTON WESTERN TOTAL
-	-	-	-	-	-	-	-	-	-	HOMICIDE
2	-	-	-	2	-	-	-	-	-	ROBBERY
1	-	-	1	-	-	2	2	-	-	ASSAULT
-	-	-	-	-	-	-	-	-	-	BURGLARY
18	3	3	8	4	3	23	23	-	-	LARCENY AND THEFT
72	58	2	11	1	1	7	7	-	-	EMBEZZLEMENT
33	6	7	17	3	1	10	8	2	-	FRAUD
-	-	-	-	-	-	-	-	-	-	AUTO THEFT
10	1	2	6	1	1	-	-	-	-	FORGERY, COUNTERFEIT
1	-	1	-	-	-	-	-	-	-	SEX OFFENSES
2	1	-	1	-	-	1	-	-	1	MARIHUANA
38	4	4	22	8	1	-	-	-	-	NARCOTICS
9	-	-	7	2	-	1	1	-	-	WEAPONS AND FIREARMS
-	-	-	-	-	-	-	-	-	-	ESCAPE
13	8	4	1	-	5	259	256	-	3	OTHER GENERAL OFFENSES
4	1	-	1	2	1	-	-	-	-	IMMIGRATION LAWS
-	-	-	-	-	-	-	-	-	-	LIQUOR, INTERNAL REV.
-	-	-	-	-	-	-	-	-	-	SELECTIVE SERVICE ACT
24	7	4	13	-	172	28	22	5	1	OTHER SPECIAL OFFENSES (FEDERAL STATUTES)

**TABLE 3**  
**UNITED STATES DISTRICT COURTS**  
**TYPE AND LENGTH OF SENTENCES FOR CONVICTED DEFENDANTS BY OFFENSE**  
**TWELVE MONTH PERIOD ENDED JUNE 30, 1979**

DISTRICT AND OFFENSE	TOTAL	TERMS OF IMPRISONMENT						PROBATION TERMS OF SPLIT SENTENCES				
		TOTAL	12 MOS. AND UNDER	13-24 MOS.	25-36 MOS.	37-60 MOS.	61 MOS. AND OVER	TOTAL	12 MOS. AND UNDER	13-24 MOS.	25-48 MOS.	49 MOS. AND OVER
GUAM TOTAL	45	18	-	3	7	4	4	3	-	-	1	2
HOMICIDE	3	3	-	1	-	-	2	-	-	-	-	-
ROBBERY	1	1	-	-	-	-	-	-	-	-	-	-
ASSAULT	1	-	-	-	1	-	-	-	-	-	-	-
BURGLARY	1	-	-	-	-	-	-	-	-	-	-	-
LARCENY AND THEFT	1	-	-	-	-	-	-	-	-	-	-	-
EMBEZZLEMENT	9	-	-	-	-	-	-	-	-	-	-	-
FRAUD	1	1	-	-	-	-	-	-	-	-	-	-
AUTO THEFT	-	-	-	-	1	-	-	-	-	-	-	-
FORGERY, COUNTERFEIT	5	1	-	-	-	-	-	-	-	-	-	-
SEX OFFENSES	-	-	-	-	-	1	-	-	-	-	-	-
MARIHUANA	3	1	-	-	-	-	-	-	-	-	-	-
NARCOTICS	12	9	-	2	3	2	2	2	-	-	1	1
WEAPONS AND FIREARMS	2	-	-	-	-	-	-	1	-	-	-	1
ESCAPE	1	-	-	-	-	-	-	-	-	-	-	-
OTHER GENERAL OFFENSES	-	-	-	-	-	-	-	-	-	-	-	-
IMMIGRATION LAWS	-	-	-	-	-	-	-	-	-	-	-	-
LIQUOR, INTERNAL REV.	1	-	-	-	-	-	-	-	-	-	-	-
SELECTIVE SERVICE ACT	-	-	-	-	-	-	-	-	-	-	-	-
OTHER SPECIAL OFFENSES (FEDERAL STATUTES)	5	2	-	-	2	-	-	-	-	-	-	-
NORTHERN MARIANAS TOTAL	9	5	2	2	1	-	-	-	-	-	-	-
HOMICIDE	-	-	-	-	-	-	-	-	-	-	-	-
ROBBERY	3	2	1	1	-	-	-	-	-	-	-	-
ASSAULT	1	1	1	-	-	-	-	-	-	-	-	-
BURGLARY	4	1	-	1	-	-	-	-	-	-	-	-
LARCENY AND THEFT	-	-	-	-	-	-	-	-	-	-	-	-
EMBEZZLEMENT	-	-	-	-	-	-	-	-	-	-	-	-
FRAUD	-	-	-	-	-	-	-	-	-	-	-	-
AUTO THEFT	-	-	-	-	-	-	-	-	-	-	-	-
FORGERY, COUNTERFEIT	-	-	-	-	-	-	-	-	-	-	-	-
SEX OFFENSES	-	-	-	-	-	-	-	-	-	-	-	-
MARIHUANA	-	-	-	-	-	-	-	-	-	-	-	-
NARCOTICS	-	-	-	-	-	-	-	-	-	-	-	-
WEAPONS AND FIREARMS	-	-	-	-	-	-	-	-	-	-	-	-
ESCAPE	-	-	-	-	-	-	-	-	-	-	-	-
OTHER GENERAL OFFENSES	1	1	-	-	-	-	-	-	-	-	-	-
IMMIGRATION LAWS	-	-	-	-	1	-	-	-	-	-	-	-
LIQUOR, INTERNAL REV.	-	-	-	-	-	-	-	-	-	-	-	-
SELECTIVE SERVICE ACT	-	-	-	-	-	-	-	-	-	-	-	-
OTHER SPECIAL OFFENSES (FEDERAL STATUTES)	-	-	-	-	-	-	-	-	-	-	-	-
COLORADO TOTAL	387	126	32	19	26	30	19	25	4	1	13	7
HOMICIDE	-	-	-	-	-	-	-	-	-	-	-	-
ROBBERY	13	12	-	-	-	-	12	-	-	-	-	-
ASSAULT	7	2	-	-	2	-	-	-	-	-	-	-
BURGLARY	1	1	-	-	-	-	1	-	-	-	-	-
LARCENY AND THEFT	32	5	1	1	1	1	-	-	-	-	-	-
EMBEZZLEMENT	23	6	1	2	2	1	-	2	1	-	-	1
FRAUD	63	21	8	4	4	1	-	1	-	-	1	-
AUTO THEFT	31	23	1	7	6	9	1	6	1	-	3	2
FORGERY, COUNTERFEIT	27	14	1	2	5	5	1	2	-	-	1	1
SEX OFFENSES	-	-	-	-	-	-	-	-	-	-	4	-
MARIHUANA	1	1	-	-	-	-	-	-	-	-	-	-
NARCOTICS	38	14	3	-	3	8	-	3	-	-	-	-
WEAPONS AND FIREARMS	13	3	3	-	-	-	-	1	-	-	1	2
ESCAPE	7	6	4	-	1	1	-	-	-	-	-	-
OTHER GENERAL OFFENSES	66	6	-	-	2	-	4	2	1	1	-	-
IMMIGRATION LAWS	14	9	7	2	-	-	-	1	-	-	-	-
LIQUOR, INTERNAL REV.	-	-	-	-	-	-	-	-	-	-	-	1
SELECTIVE SERVICE ACT	-	-	-	-	-	-	-	-	-	-	-	-
OTHER SPECIAL OFFENSES (FEDERAL STATUTES)	61	3	2	1	-	-	-	3	-	-	3	-

**TABLE 3**  
**UNITED STATES DISTRICT COURTS**  
**TYPE AND LENGTH OF SENTENCES FOR CONVICTED DEFENDANTS BY OFFENSE**  
**TWELVE MONTH PERIOD ENDED JUNE 30, 1979**

TERMS OF PROBATION					PROBATION W/O SUPERVISION SUSPENDED SENTENCE	FINE ONLY				DISTRICT AND OFFENSE
TOTAL	12 MOS. AND UNDER	13-24 MOS.	25-48 MOS.	49 MOS. AND OVER		TOTAL	LESS THAN \$1,000	\$1,000- 9,999	\$10,000 AND OVER	
24	7	6	7	4	-	-	-	-	-	GUAM TOTAL
-	-	-	-	-	-	-	-	-	-	HOMICIDE
-	-	-	-	-	-	-	-	-	-	ROBBERY
1	-	-	1	-	-	-	-	-	-	ASSAULT
1	-	1	-	-	-	-	-	-	-	BURGLARY
9	1	4	2	2	-	-	-	-	-	LARCENY AND THEFT
4	-	1	3	-	-	-	-	-	-	EMBEZZLEMENT
-	-	-	-	-	-	-	-	-	-	FRAUD
2	2	-	-	-	-	-	-	-	-	AUTO THEFT
2	1	-	-	1	-	-	-	-	-	FORGERY, COUNTERFEIT.
1	-	-	-	1	-	-	-	-	-	SEX OFFENSES
-	-	-	-	-	-	-	-	-	-	MARIHUANA
-	-	-	-	-	-	-	-	-	-	NARCOTICS
-	-	-	-	-	-	-	-	-	-	WEAPONS AND FIREARMS
-	-	-	-	-	-	-	-	-	-	ESCAPE
-	-	-	-	-	-	-	-	-	-	OTHER GENERAL OFFENSES
-	-	-	1	-	-	-	-	-	-	IMMIGRATION LAWS
-	-	-	-	-	-	-	-	-	-	LIQUOR, INTERNAL REV.
-	-	-	-	-	-	-	-	-	-	SELECTIVE SERVICE ACT
3	3	-	-	-	-	-	-	-	-	OTHER SPECIAL OFFENSES (FEDERAL STATUTES)
4	1	-	3	-	-	-	-	-	-	NORTHERN MARIANAS TOTAL
-	-	-	-	-	-	-	-	-	-	HOMICIDE
1	1	-	-	-	-	-	-	-	-	ROBBERY
3	-	-	3	-	-	-	-	-	-	ASSAULT
-	-	-	-	-	-	-	-	-	-	BURGLARY
-	-	-	-	-	-	-	-	-	-	LARCENY AND THEFT
-	-	-	-	-	-	-	-	-	-	EMBEZZLEMENT
-	-	-	-	-	-	-	-	-	-	FRAUD
-	-	-	-	-	-	-	-	-	-	AUTO THEFT
-	-	-	-	-	-	-	-	-	-	FORGERY, COUNTERFEIT.
-	-	-	-	-	-	-	-	-	-	SEX OFFENSES
-	-	-	-	-	-	-	-	-	-	MARIHUANA
-	-	-	-	-	-	-	-	-	-	NARCOTICS
-	-	-	-	-	-	-	-	-	-	WEAPONS AND FIREARMS
-	-	-	-	-	-	-	-	-	-	ESCAPE
-	-	-	-	-	-	-	-	-	-	OTHER GENERAL OFFENSES
-	-	-	-	-	-	-	-	-	-	IMMIGRATION LAWS
-	-	-	-	-	-	-	-	-	-	LIQUOR, INTERNAL REV.
-	-	-	-	-	-	-	-	-	-	SELECTIVE SERVICE ACT
-	-	-	-	-	-	-	-	-	-	OTHER SPECIAL OFFENSES (FEDERAL STATUTES)
150	25	31	70	24	1	85	82	2	1	COLORADO TOTAL
-	-	-	-	-	-	-	-	-	-	HOMICIDE
1	-	-	-	1	-	-	-	-	-	ROBBERY
3	1	1	1	-	-	2	2	-	-	ASSAULT
-	-	-	-	-	-	-	-	-	-	BURGLARY
24	-	3	15	6	-	1	1	-	-	LARCENY AND THEFT
16	1	3	12	4	-	-	-	-	-	EMBEZZLEMENT
33	6	7	16	4	-	3	3	-	-	FRAUD
8	-	1	3	1	-	1	1	-	-	AUTO THEFT
9	1	2	6	-	-	-	-	-	-	FORGERY, COUNTERFEIT.
-	-	-	-	-	-	-	-	-	-	SEX OFFENSES
-	-	-	-	-	-	-	-	-	-	MARIHUANA
19	7	-	6	6	-	2	1	-	1	NARCOTICS
8	-	2	4	2	-	1	1	-	-	WEAPONS AND FIREARMS
1	-	-	-	1	-	-	-	-	-	ESCAPE
2	-	1	-	1	1	55	55	-	-	OTHER GENERAL OFFENSES
4	1	1	1	1	-	-	-	-	-	IMMIGRATION LAWS
-	-	-	-	-	-	-	-	-	-	LIQUOR, INTERNAL REV.
-	-	-	-	-	-	-	-	-	-	SELECTIVE SERVICE ACT
25	8	10	6	1	-	20	18	2	-	OTHER SPECIAL OFFENSES (FEDERAL STATUTES)

**TABLE 3**  
**UNITED STATES DISTRICT COURTS**  
**TYPE AND LENGTH OF SENTENCES FOR CONVICTED DEFENDANTS BY OFFENSE**  
**TWELVE MONTH PERIOD ENDED JUNE 30, 1979**

DISTRICT AND OFFENSE	TOTAL	TERMS OF IMPRISONMENT						PROBATION TERMS OF SPLIT SENTENCES				
		TOTAL	12 MOS. AND UNDER	13-24 MOS.	25-36 MOS.	37-60 MOS.	61 MOS. AND OVER	TOTAL	12 MOS. AND UNDER	13-24 MOS.	25-48 MOS.	49 MOS. AND OVER
KANSAS TOTAL	234	117	23	23	18	35	18	13	-	4	7	2
HOMICIDE	2	1	-	-	-	-	1	-	-	-	-	-
ROBBERY	2	2	-	-	-	-	2	-	-	-	-	-
ASSAULT	4	3	-	2	1	-	-	1	-	-	-	-
BURGLARY	1	1	-	-	-	-	-	-	-	1	-	-
LARCENY AND THEFT	26	13	2	3	2	6	-	1	-	-	-	-
EMBEZZLEMENT	13	4	-	-	1	3	-	1	-	1	-	-
FRAUD	53	16	3	9	2	2	-	1	-	1	-	-
AUTO THEFT	11	8	-	1	1	5	1	4	-	1	2	1
FORGERY, COUNTERFEIT.	13	4	-	-	2	-	-	1	-	1	-	-
SEX OFFENSES	3	3	-	-	2	2	-	-	-	-	-	-
MARIHUANA	9	7	-	-	-	-	3	-	-	-	-	-
NARCOTICS	21	17	3	1	1	1	1	1	-	-	1	-
WEAPONS AND FIREARMS	13	7	-	1	1	6	6	1	-	-	1	-
ESCAPE	21	20	13	3	1	3	-	1	-	-	1	-
OTHER GENERAL OFFENSES	17	4	-	-	-	-	-	-	-	-	-	-
IMMIGRATION LAWS	5	2	-	-	1	-	1	-	-	-	-	-
LIQUOR, INTERNAL REV.	-	-	-	-	-	-	-	-	-	-	-	-
SELECTIVE SERVICE ACT	-	-	-	-	-	-	-	-	-	-	-	-
OTHER SPECIAL OFFENSES (FEDERAL STATUTES)	21	5	2	2	1	-	-	2	-	1	-	1
NEW MEXICO TOTAL	279	139	12	26	40	39	22	44	-	5	31	8
HOMICIDE	13	10	-	1	4	2	3	2	-	-	2	-
ROBBERY	5	4	-	-	-	-	4	1	-	-	1	-
ASSAULT	22	6	2	3	-	1	-	7	-	-	5	2
BURGLARY	1	1	-	-	-	-	-	-	-	-	-	-
LARCENY AND THEFT	19	8	5	-	-	1	-	2	-	1	1	-
EMBEZZLEMENT	16	1	-	-	1	-	2	2	-	-	2	-
FRAUD	18	3	2	-	-	1	-	4	-	-	2	2
AUTO THEFT	12	11	-	3	3	5	-	-	-	-	-	-
FORGERY, COUNTERFEIT.	13	6	-	-	4	1	1	1	-	-	1	-
SEX OFFENSES	16	15	-	1	10	3	1	1	-	-	1	-
MARIHUANA	19	17	-	1	11	5	-	2	-	-	2	-
NARCOTICS	45	34	1	6	5	13	9	8	-	2	5	1
WEAPONS AND FIREARMS	25	12	-	7	-	4	2	6	-	1	2	3
ESCAPE	1	1	-	-	-	1	-	-	-	-	-	-
OTHER GENERAL OFFENSES	13	1	-	1	-	-	-	-	-	-	-	-
IMMIGRATION LAWS	18	7	1	3	2	1	-	2	-	-	2	-
LIQUOR, INTERNAL REV.	-	-	-	-	-	-	-	-	-	-	-	-
SELECTIVE SERVICE ACT	-	-	-	-	-	-	-	-	-	-	-	-
OTHER SPECIAL OFFENSES (FEDERAL STATUTES)	23	1	1	-	-	-	-	6	-	1	5	-
OKLAHOMA NORTHERN TOTAL	124	39	3	16	8	11	1	10	-	2	6	2
HOMICIDE	-	-	-	-	-	-	-	-	-	-	-	-
ROBBERY	1	1	-	-	-	-	-	-	-	-	-	-
ASSAULT	3	1	-	1	-	-	-	-	-	-	-	-
BURGLARY	-	-	-	-	-	-	-	-	-	-	-	-
LARCENY AND THEFT	11	1	-	1	-	-	-	1	-	-	1	-
EMBEZZLEMENT	8	-	-	-	-	-	-	-	-	-	-	-
FRAUD	23	4	1	2	-	1	-	-	-	-	-	-
AUTO THEFT	8	4	-	-	2	2	-	2	-	-	-	-
FORGERY, COUNTERFEIT.	19	10	-	6	2	1	1	3	-	1	1	1
SEX OFFENSES	-	-	-	-	-	-	-	-	-	-	-	-
MARIHUANA	-	-	-	-	-	-	-	-	-	-	-	-
NARCOTICS	19	14	2	5	2	5	-	-	-	-	-	-
WEAPONS AND FIREARMS	13	4	-	1	2	1	-	1	-	-	1	-
ESCAPE	1	-	-	-	-	-	-	-	-	-	-	-
OTHER GENERAL OFFENSES	-	-	-	-	-	-	-	-	-	-	-	-
IMMIGRATION LAWS	-	-	-	-	-	-	-	-	-	-	-	-
LIQUOR, INTERNAL REV.	-	-	-	-	-	-	-	3	-	1	1	1
SELECTIVE SERVICE ACT	-	-	-	-	-	-	-	-	-	-	-	-
OTHER SPECIAL OFFENSES (FEDERAL STATUTES)	11	-	-	-	-	-	-	-	-	-	-	-

**TABLE 3**  
**UNITED STATES DISTRICT COURTS**  
**TYPE AND LENGTH OF SENTENCES FOR CONVICTED DEFENDANTS BY OFFENSE**  
**TWELVE MONTH PERIOD ENDED JUNE 30, 1979**

TOTAL	TERMS OF PROBATION				PROBATION W/O SUPERVISION SUSPENDED SENTENCE	FINE ONLY				DISTRICT AND OFFENSE
	12 MOS. AND UNDER	13-24 MOS.	25-48 MOS.	49 MOS. AND OVER		TOTAL	LESS THAN \$1,000	\$1,000- 9,999	\$10,000 AND OVER	
82	19	19	35	9	2	20	12	6	2	KANSAS TOTAL
1	-	-	1	-	-	-	-	-	-	HOMICIDE
-	-	-	-	-	-	-	-	-	-	ROBBERY
-	-	-	-	-	-	-	-	-	-	ASSAULT
10	1	2	6	1	1	-	-	-	-	BURGLARY
8	1	2	4	1	-	-	-	-	-	LARCENY AND THEFT
28	7	9	8	4	-	5	-	5	-	EMBEZZLEMENT
2	-	-	1	1	-	-	-	-	-	FRAUD
9	1	-	7	1	-	-	-	-	-	AUTO THEFT
-	-	-	-	-	-	-	-	-	-	FORGERY, COUNTERFEIT
1	-	1	-	-	-	-	-	-	-	SEX OFFENSES
2	-	1	1	-	-	1	-	1	-	MARIHUANA
5	-	-	4	1	-	-	-	-	-	NARCOTICS
1	-	1	-	-	-	-	-	-	-	WEAPONS AND FIREARMS
2	2	-	-	-	-	-	-	-	-	ESCAPE
2	1	-	1	-	1	11	11	-	-	OTHER GENERAL OFFENSES
-	-	-	-	-	-	-	-	-	-	IMMIGRATION LAWS
-	-	-	-	-	-	-	-	-	-	LIQUOR, INTERNAL REV.
11	6	3	2	-	-	3	1	-	2	SELECTIVE SERVICE ACT
										OTHER SPECIAL OFFENSES (FEDERAL STATUTES)
71	10	12	44	5	3	22	12	6	4	NEW MEXICO TOTAL
1	-	-	1	-	-	-	-	-	-	HOMICIDE
-	-	-	-	-	-	-	-	-	-	ROBBERY
9	1	2	5	1	-	-	-	-	-	ASSAULT
-	-	-	-	-	-	-	-	-	-	BURGLARY
9	3	3	3	-	-	-	-	-	-	LARCENY AND THEFT
13	2	2	9	-	-	-	-	-	-	EMBEZZLEMENT
7	1	-	6	-	-	4	-	4	-	FRAUD
1	-	-	-	1	-	-	-	-	-	AUTO THEFT
5	-	1	2	2	-	1	1	-	-	FORGERY, COUNTERFEIT
-	-	-	-	-	-	-	-	-	-	SEX OFFENSES
3	-	-	3	-	-	-	-	-	-	MARIHUANA
6	-	-	6	-	-	-	-	-	-	NARCOTICS
-	-	-	-	-	-	-	-	-	-	WEAPONS AND FIREARMS
2	2	-	-	-	3	7	7	-	-	ESCAPE
9	-	-	9	-	-	-	-	-	-	OTHER GENERAL OFFENSES
-	-	-	-	-	-	-	-	-	-	IMMIGRATION LAWS
-	-	-	-	-	-	-	-	-	-	LIQUOR, INTERNAL REV.
6	1	4	-	1	-	10	4	2	4	SELECTIVE SERVICE ACT
										OTHER SPECIAL OFFENSES (FEDERAL STATUTES)
63	6	13	33	11	3	9	8	1	-	OKLAHOMA NORTHERN TOTAL
-	-	-	-	-	-	-	-	-	-	HOMICIDE
1	-	-	1	-	-	-	-	-	-	ROBBERY
-	-	-	-	-	-	1	-	1	-	ASSAULT
9	-	2	6	1	-	-	-	-	-	BURGLARY
8	1	2	2	3	-	-	-	-	-	LARCENY AND THEFT
19	5	2	8	4	-	-	-	-	-	EMBEZZLEMENT
2	-	-	1	1	-	-	-	-	-	FRAUD
6	-	-	6	-	-	-	-	-	-	AUTO THEFT
-	-	-	-	-	-	-	-	-	-	FORGERY, COUNTERFEIT
-	-	-	-	-	-	-	-	-	-	SEX OFFENSES
4	-	2	1	1	-	-	-	-	-	MARIHUANA
8	-	2	6	-	-	1	1	-	-	NARCOTICS
-	-	-	-	-	1	-	-	-	-	WEAPONS AND FIREARMS
-	-	-	-	-	-	-	-	-	-	ESCAPE
3	-	-	2	1	1	-	-	-	-	OTHER GENERAL OFFENSES
-	-	-	-	-	-	-	-	-	-	IMMIGRATION LAWS
-	-	-	-	-	-	-	-	-	-	LIQUOR, INTERNAL REV.
3	-	3	-	-	1	7	7	-	-	SELECTIVE SERVICE ACT
										OTHER SPECIAL OFFENSES (FEDERAL STATUTES)

X-3-60

**TABLE 3**  
**UNITED STATES DISTRICT COURTS**  
**TYPE AND LENGTH OF SENTENCES FOR CONVICTED DEFENDANTS BY OFFENSE**  
**TWELVE MONTH PERIOD ENDED JUNE 30, 1979**

DISTRICT AND OFFENSE	TOTAL	TERMS OF IMPRISONMENT						PROBATION TERMS OF SPLIT SENTENCES				
		TOTAL	12 MOS. AND UNDER	13-24 MOS.	25-36 MOS.	37-60 MOS.	61 MOS. AND OVER	TOTAL	12 MOS. AND UNDER	13-24 MOS.	25-48 MOS.	49 MOS. AND OVER
OKLAHOMA EASTERN TOTAL	109	39	1	13	4	14	7	3	-	2	1	-
HOMICIDE	-	-	-	-	-	-	-	-	-	-	-	-
ROBBERY	3	-	-	-	-	2	1	-	-	-	-	-
ASSAULT	-	-	-	-	-	-	-	-	-	-	-	-
BURGLARY	-	-	-	-	-	-	-	-	-	-	-	-
LARCENY AND THEFT	10	2	-	1	-	1	-	-	-	-	-	-
EMBEZZLEMENT	9	1	-	-	-	1	-	-	-	-	-	-
FRAUD	12	-	-	-	-	-	-	-	-	-	-	-
AUTO THEFT	9	7	-	3	2	1	1	-	-	-	-	-
FORGERY, COUNTERFEIT.	10	3	-	1	1	1	-	-	-	-	-	-
SEX OFFENSES	-	-	-	-	-	-	-	-	-	-	-	-
MARIHUANA	23	5	-	4	-	1	-	2	-	-	-	-
NARCOTICS	9	7	-	1	1	5	-	1	-	2	-	-
WEAPONS AND FIREARMS	10	4	-	3	-	1	-	-	-	-	1	-
ESCAPE	-	-	-	-	-	-	-	-	-	-	-	-
OTHER GENERAL OFFENSES	2	2	-	-	-	-	-	-	-	-	-	-
IMMIGRATION LAWS	-	-	-	-	-	1	1	-	-	-	-	-
LIQUOR, INTERNAL REV.	-	-	-	-	-	-	-	-	-	-	-	-
SELECTIVE SERVICE ACT	-	-	-	-	-	-	-	-	-	-	-	-
OTHER SPECIAL OFFENSES (FEDERAL STATUTES)	12	5	1	-	-	-	4	-	-	-	-	-
OKLAHOMA WESTERN TOTAL	392	118	28	23	23	29	15	9	-	3	6	-
HOMICIDE	1	1	-	-	-	-	1	-	-	-	-	-
ROBBERY	8	8	-	2	-	-	6	-	-	-	-	-
ASSAULT	6	5	-	2	2	1	-	-	-	-	-	-
BURGLARY	1	1	-	-	2	1	-	-	-	-	-	-
LARCENY AND THEFT	55	19	3	3	4	9	-	-	-	-	-	-
EMBEZZLEMENT	15	2	-	-	4	9	-	3	-	1	2	-
FRAUD	34	9	4	-	-	2	-	-	-	-	-	-
AUTO THEFT	13	10	1	1	5	2	1	-	-	2	1	-
FORGERY, COUNTERFEIT.	17	12	1	6	2	3	-	1	-	-	1	-
SEX OFFENSES	4	-	-	-	-	-	-	-	-	-	-	-
MARIHUANA	14	4	-	1	1	2	-	-	-	-	-	-
NARCOTICS	14	14	-	1	5	3	5	-	-	-	-	-
WEAPONS AND FIREARMS	17	6	2	3	1	-	-	2	-	-	2	-
ESCAPE	22	21	14	4	2	1	-	-	-	-	-	-
OTHER GENERAL OFFENSES	176	5	2	-	1	1	1	-	-	-	-	-
IMMIGRATION LAWS	-	-	-	-	-	-	-	-	-	-	-	-
LIQUOR, INTERNAL REV.	1	-	-	-	-	-	-	-	-	-	-	-
SELECTIVE SERVICE ACT	-	-	-	-	-	-	-	-	-	-	-	-
OTHER SPECIAL OFFENSES (FEDERAL STATUTES)	8	1	1	-	-	-	-	-	-	-	-	-
UTAH TOTAL	189	51	4	10	6	17	14	14	-	4	5	5
HOMICIDE	2	2	-	1	-	1	-	-	-	-	-	-
ROBBERY	11	8	-	-	-	3	5	-	-	-	-	-
ASSAULT	11	1	-	-	-	1	-	1	-	-	-	-
BURGLARY	1	1	-	-	-	-	-	-	-	-	-	1
LARCENY AND THEFT	14	4	3	1	-	-	-	3	-	-	2	1
EMBEZZLEMENT	22	-	-	-	-	-	-	-	-	-	-	-
FRAUD	61	11	1	4	3	1	2	5	-	1	-	1
AUTO THEFT	-	-	-	-	-	-	-	-	-	-	-	-
FORGERY, COUNTERFEIT.	13	7	-	-	2	5	-	1	-	-	-	-
SEX OFFENSES	2	-	-	-	-	-	-	-	-	-	-	-
MARIHUANA	-	-	-	-	-	-	-	-	-	-	-	-
NARCOTICS	11	9	-	2	-	4	3	-	-	-	-	-
WEAPONS AND FIREARMS	4	2	-	-	1	-	1	-	-	-	-	-
ESCAPE	-	-	-	-	-	-	-	-	-	-	-	-
OTHER GENERAL OFFENSES	8	5	-	1	-	2	2	-	-	-	-	-
IMMIGRATION LAWS	5	1	-	1	-	-	-	1	-	1	-	-
LIQUOR, INTERNAL REV.	-	-	-	-	-	-	-	-	-	-	-	-
SELECTIVE SERVICE ACT	-	-	-	-	-	-	-	-	-	-	-	-
OTHER SPECIAL OFFENSES (FEDERAL STATUTES)	24	-	-	-	-	-	-	1	-	1	-	-

X-3-61

**TABLE 3**  
**UNITED STATES DISTRICT COURTS**  
**TYPE AND LENGTH OF SENTENCES FOR CONVICTED DEFENDANTS BY OFFENSE**  
**TWELVE MONTH PERIOD ENDED JUNE 30, 1979**

TERMS OF PROBATION					PROBATION W/O SUPERVISION SUSPENDED SENTENCE	FINE ONLY				DISTRICT AND OFFENSE
TOTAL	12 MOS. AND UNDER	13-24 MOS.	25-48 MOS.	49 MOS. AND OVER		TOTAL	LESS THAN \$1,000	\$1,000- 9,999	\$10,000 AND OVER	
60	11	11	33	5	1	6	5	-	1	OKLAHOMA EASTERN TOTAL
-	-	-	-	-	-	-	-	-	-	HOMICIDE
-	-	-	-	-	-	-	-	-	-	ROBBERY
-	-	-	-	-	-	-	-	-	-	ASSAULT
-	-	-	-	-	-	-	-	-	-	BURGLARY
8	5	-	3	-	-	-	-	-	-	LARCENY AND THEFT
8	2	-	4	2	-	-	-	-	-	EMBEZZLEMENT
10	1	3	5	1	-	2	1	-	1	FRAUD
2	-	-	1	1	-	-	-	-	-	AUTO THEFT
7	-	-	7	-	-	-	-	-	-	FORGERY, COUNTERFEIT.
-	-	-	-	-	-	-	-	-	-	SEX OFFENSES
16	-	7	9	-	-	-	-	-	-	MARIHUANA
1	-	-	1	-	-	-	-	-	-	NARCOTICS
6	1	1	3	1	-	-	-	-	-	WEAPONS AND FIREARMS
-	-	-	-	-	-	-	-	-	-	ESCAPE
-	-	-	-	-	-	-	-	-	-	OTHER GENERAL OFFENSES
-	-	-	-	-	-	-	-	-	-	IMMIGRATION LAWS
-	-	-	-	-	-	-	-	-	-	LIQUOR, INTERNAL REV.
-	-	-	-	-	-	-	-	-	-	SELECTIVE SERVICE ACT
2	2	-	-	-	1	4	4	-	-	OTHER SPECIAL OFFENSES (FEDERAL STATUTES)
99	33	28	29	9	1	165	161	4	-	OKLAHOMA WESTERN TOTAL
-	-	-	-	-	-	-	-	-	-	HOMICIDE
-	-	-	-	-	-	-	-	-	-	ROBBERY
1	1	-	-	-	-	-	-	-	-	ASSAULT
-	-	-	-	-	-	-	-	-	-	BURGLARY
31	9	14	7	1	-	2	2	-	-	LARCENY AND THEFT
13	5	2	4	2	-	-	-	-	-	EMBEZZLEMENT
19	3	4	7	5	-	3	-	3	-	FRAUD
3	-	-	3	-	-	-	-	-	-	AUTO THEFT
4	-	4	-	-	-	-	-	-	-	FORGERY, COUNTERFEIT.
-	-	-	-	-	-	-	-	-	-	SEX OFFENSES
-	-	-	-	-	-	-	-	-	-	MARIHUANA
-	-	-	-	-	-	-	-	-	-	NARCOTICS
9	1	2	6	-	-	-	-	-	-	WEAPONS AND FIREARMS
-	-	-	-	-	1	-	-	-	-	ESCAPE
14	13	-	-	1	-	157	157	-	-	OTHER GENERAL OFFENSES
-	-	-	-	-	-	-	-	-	-	IMMIGRATION LAWS
1	-	1	-	-	-	-	-	-	-	LIQUOR, INTERNAL REV.
-	-	-	-	-	-	-	-	-	-	SELECTIVE SERVICE ACT
4	1	1	2	-	-	3	2	1	-	OTHER SPECIAL OFFENSES (FEDERAL STATUTES)
113	32	27	38	16	1	10	7	3	-	UTAH TOTAL
-	-	-	-	-	-	-	-	-	-	HOMICIDE
3	-	-	-	2	-	-	-	-	-	ROBBERY
9	-	2	6	1	-	-	-	-	-	ASSAULT
-	-	-	-	-	-	-	-	-	-	BURGLARY
7	1	3	2	1	-	-	-	-	-	LARCENY AND THEFT
20	3	4	12	1	-	-	-	-	-	EMBEZZLEMENT
43	17	10	11	5	-	2	-	2	-	FRAUD
-	-	-	-	-	-	-	-	-	-	AUTO THEFT
5	-	2	2	1	-	-	-	-	-	FORGERY, COUNTERFEIT.
2	-	-	1	1	-	-	-	-	-	SEX OFFENSES
-	-	-	-	-	-	-	-	-	-	MARIHUANA
2	1	-	-	1	-	-	-	-	-	NARCOTICS
-	-	2	-	-	-	-	-	-	-	WEAPONS AND FIREARMS
-	-	-	-	-	-	-	-	-	-	ESCAPE
3	-	-	1	2	-	-	-	-	-	OTHER GENERAL OFFENSES
3	-	2	-	1	-	-	-	-	-	IMMIGRATION LAWS
-	-	-	-	-	-	-	-	-	-	LIQUOR, INTERNAL REV.
-	-	-	-	-	-	-	-	-	-	SELECTIVE SERVICE ACT
14	10	2	2	-	1	8	7	1	-	OTHER SPECIAL OFFENSES (FEDERAL STATUTES)

**TABLE 3**  
**UNITED STATES DISTRICT COURTS**  
**TYPE AND LENGTH OF SENTENCES FOR CONVICTED DEFENDANTS BY OFFENSE**  
**TWELVE MONTH PERIOD ENDED JUNE 30, 1979**

DISTRICT AND OFFENSE	TOTAL	TERMS OF IMPRISONMENT						PROBATION TERMS OF SPLIT SENTENCES				
		TOTAL	12 MOS. AND UNDER	13-24 MOS.	25-36 MOS.	37-60 MOS.	61 MOS. AND OVER	TOTAL	12 MOS. AND UNDER	13-24 MOS.	25-48 MOS.	49 MOS. AND OVER
WYOMING TOTAL	58	15	-	3	3	6	3	2	-	1	-	1
HOMICIDE	1	1	-	-	1	-	-	-	-	-	-	-
ROBBERY	1	1	-	-	-	-	1	-	-	-	-	-
ASSAULT	1	-	-	-	-	-	-	-	-	-	-	-
BURGLARY	1	1	-	-	-	1	-	-	-	-	-	-
LARCENY AND THEFT	8	2	-	1	1	-	-	-	-	-	-	-
EMBEZZLEMENT	1	-	-	-	-	-	-	-	-	-	-	-
FRAUD	13	-	-	-	-	-	-	2	-	1	-	1
AUTO THEFT	4	3	-	1	-	2	-	-	-	-	-	-
FORGERY, COUNTERFEIT.	2	-	-	-	-	-	-	-	-	-	-	-
SEX OFFENSES	1	1	-	-	-	1	-	-	-	-	-	-
MARIHUANA	4	-	-	-	-	-	-	-	-	-	-	-
NARCOTICS	2	-	-	-	-	-	-	-	-	-	-	-
WEAPONS AND FIREARMS	4	2	-	1	-	-	1	-	-	-	-	-
ESCAPE	4	3	-	-	1	2	-	-	-	-	-	-
OTHER GENERAL OFFENSES	2	-	-	-	-	-	-	-	-	-	-	-
IMMIGRATION LAWS	-	-	-	-	-	-	-	-	-	-	-	-
LIQUOR, INTERNAL REV.	-	-	-	-	-	-	-	-	-	-	-	-
SELECTIVE SERVICE ACT	-	-	-	-	-	-	-	-	-	-	-	-
OTHER SPECIAL OFFENSES (FEDERAL STATUTES)	9	1	-	-	-	-	1	-	-	-	-	-
DISTRICT OF COLUMBIA TOTAL	760	288	58	41	75	74	40	29	-	3	16	10
HOMICIDE	1	1	-	-	-	-	1	-	-	-	-	-
ROBBERY	27	20	-	1	1	8	10	1	-	-	1	-
ASSAULT	3	1	-	-	-	1	-	-	-	-	-	-
BURGLARY	-	-	-	-	-	-	-	-	-	-	-	-
LARCENY AND THEFT	66	11	1	2	6	2	-	3	-	1	1	1
EMBEZZLEMENT	21	-	-	-	-	-	-	1	-	-	-	1
FRAUD	146	11	2	-	4	1	4	5	-	1	5	2
AUTO THEFT	8	4	2	-	-	2	-	-	-	-	-	-
FORGERY, COUNTERFEIT.	73	33	7	5	8	10	3	1	-	-	1	-
SEX OFFENSES	2	2	-	2	-	-	-	-	-	-	-	-
MARIHUANA	21	6	1	-	1	3	1	-	-	-	-	-
NARCOTICS	256	145	29	21	44	35	17	12	-	1	5	6
WEAPONS AND FIREARMS	46	22	2	6	5	7	2	2	-	-	2	-
ESCAPE	26	20	10	3	3	4	-	1	-	-	1	-
OTHER GENERAL OFFENSES	24	4	-	1	1	1	1	-	-	-	-	-
IMMIGRATION LAWS	5	1	1	-	-	-	-	-	-	-	-	-
LIQUOR, INTERNAL REV.	-	-	-	-	-	-	-	-	-	-	-	-
SELECTIVE SERVICE ACT	-	-	-	-	-	-	-	-	-	-	-	-
OTHER SPECIAL OFFENSES (FEDERAL STATUTES)	35	6	3	-	2	-	1	-	-	-	-	-
ALL DISTRICTS TOTAL	32,912	11,384	2,342	2,299	1,940	2,665	2,138	3,234	215	767	1,354	898
HOMICIDE	119	96	3	6	10	13	64	7	-	2	3	2
ROBBERY	1,230	1,089	7	23	31	192	836	45	1	5	16	23
ASSAULT	419	181	49	36	36	41	19	48	6	11	19	12
BURGLARY	174	88	7	17	14	40	10	21	5	4	11	1
LARCENY AND THEFT	3,919	1,107	249	242	225	295	96	410	20	124	157	109
EMBEZZLEMENT	1,652	237	67	62	51	50	7	236	8	53	120	55
FRAUD	5,149	1,163	405	309	186	181	82	718	82	156	257	163
AUTO THEFT	616	406	24	98	109	150	25	45	-	9	25	11
FORGERY, COUNTERFEIT.	2,712	1,001	143	254	236	286	82	359	12	79	183	85
SEX OFFENSES	118	80	10	11	15	25	19	7	-	4	3	-
MARIHUANA	1,394	759	105	181	165	234	74	138	10	21	59	48
NARCOTICS	3,673	2,430	270	386	489	716	569	316	13	42	171	90
WEAPONS AND FIREARMS	1,533	656	92	221	107	168	68	183	7	33	85	58
ESCAPE	780	597	316	130	66	73	12	72	2	14	27	29
OTHER GENERAL OFFENSES	4,701	496	131	83	69	82	131	138	17	44	50	27
IMMIGRATION LAWS	2,040	652	282	187	92	70	11	329	16	80	101	132
LIQUOR, INTERNAL REV.	60	10	2	5	2	1	-	12	-	-	2	10
SELECTIVE SERVICE ACT	2	-	-	-	-	-	-	-	-	-	-	-
OTHER SPECIAL OFFENSES (FEDERAL STATUTES)	2,622	336	170	48	37	48	33	150	16	46	65	23



**TABLE 3**  
**UNITED STATES DISTRICT COURTS**  
**TYPE AND LENGTH OF SENTENCES FOR CONVICTED DEFENDANTS BY OFFENSE**  
**TWELVE MONTH PERIOD ENDED JUNE 30, 1979**

TOTAL	TERMS OF PROBATION				PROBATION W/O SUPERVISION SUSPENDED SENTENCE	FINE ONLY				DISTRICT AND OFFENSE
	12 MOS. AND UNDER	13-24 MOS.	25-48 MOS.	49 MOS. AND OVER		TOTAL	LESS THAN \$1,000	\$1,000- 9,999	\$10,000 AND OVER	
36	5	14	16	1	2	3	3	-	-	WYOMING TOTAL
-	-	-	-	-	-	-	-	-	-	HOMICIDE
1	-	1	-	-	-	-	-	-	-	ROBBERY
6	-	-	-	-	-	-	-	-	-	ASSAULT
1	-	-	6	-	-	-	-	-	-	BURGLARY
11	3	3	5	-	-	-	-	-	-	LARCENY AND THEFT
1	-	-	-	-	-	-	-	-	-	EMBEZZLEMENT
2	-	1	1	-	-	-	-	-	-	FRAUD
4	-	4	-	-	-	-	-	-	-	AUTO THEFT
2	-	1	1	-	-	-	-	-	-	FORGERY, COUNTERFEIT.
2	-	1	1	-	-	-	-	-	-	SEX OFFENSES
1	-	1	1	-	-	-	-	-	-	MARIHUANA
1	-	1	1	-	-	-	-	-	-	NARCOTICS
-	-	-	-	-	-	1	1	-	-	WEAPONS AND FIREARMS
-	-	-	-	-	-	-	-	-	-	ESCAPE
-	-	-	-	-	-	-	-	-	-	OTHER GENERAL OFFENSES
4	2	2	-	-	2	2	2	-	-	IMMIGRATION LAWS
										LIQUOR, INTERNAL REV.
										SELECTIVE SERVICE ACT
										OTHER SPECIAL OFFENSES (FEDERAL STATUTES)
399	51	118	187	43	13	31	3	4	24	DISTRICT OF COLUMBIA TOTAL
-	-	-	-	-	-	-	-	-	-	HOMICIDE
6	1	-	-	4	-	-	-	-	-	ROBBERY
2	-	1	1	-	-	-	-	-	-	ASSAULT
-	-	-	-	-	-	-	-	-	-	BURGLARY
46	5	10	25	6	6	-	-	-	-	LARCENY AND THEFT
20	5	3	10	2	-	-	-	-	-	EMBEZZLEMENT
121	21	47	44	9	1	5	2	1	2	FRAUD
4	1	-	2	1	-	-	-	-	-	AUTO THEFT
39	4	8	23	4	-	-	-	-	-	FORGERY, COUNTERFEIT.
-	-	-	-	-	-	-	-	-	-	SEX OFFENSES
14	2	7	5	-	-	-	-	-	-	MARIHUANA
98	10	26	51	11	-	1	-	1	-	NARCOTICS
22	2	8	12	-	-	-	-	-	-	WEAPONS AND FIREARMS
4	-	1	2	1	-	1	-	-	-	ESCAPE
18	-	5	10	3	1	1	-	-	1	OTHER GENERAL OFFENSES
1	-	-	-	1	3	-	-	-	-	IMMIGRATION LAWS
-	-	-	-	-	-	-	-	-	-	LIQUOR, INTERNAL REV.
4	-	2	1	1	2	23	-	2	21	SELECTIVE SERVICE ACT
										OTHER SPECIAL OFFENSES (FEDERAL STATUTES)
12,415	2,274	2,998	4,777	2,366	1,511	4,368	3,648	396	324	ALL DISTRICTS TOTAL
15	2	1	9	3	-	1	1	-	-	HOMICIDE
92	9	10	27	46	4	-	-	-	-	ROBBERY
146	39	45	51	11	12	22	29	2	1	ASSAULT
62	12	15	26	9	-	3	3	-	-	BURGLARY
1,948	389	486	679	295	175	278	280	10	18	LARCENY AND THEFT
1,140	194	270	469	207	15	24	19	3	2	EMBEZZLEMENT
2,794	489	753	1,047	505	95	379	196	131	52	FRAUD
157	5	33	78	37	4	3	3	-	-	AUTO THEFT
1,314	60	325	645	204	15	23	8	2	13	FORGERY, COUNTERFEIT.
19	2	5	7	5	8	7	7	-	-	SEX OFFENSES
457	105	62	163	127	10	30	26	1	3	MARIHUANA
902	112	133	384	274	16	8	2	4	2	NARCOTICS
647	55	189	267	136	10	37	24	12	1	WEAPONS AND FIREARMS
96	16	17	35	28	9	6	4	-	2	ESCAPE
604	260	140	139	65	648	2,815	2,704	78	33	OTHER GENERAL OFFENSES
876	72	166	422	216	174	9	6	1	2	IMMIGRATION LAWS
37	1	9	16	11	-	1	-	-	-	LIQUOR, INTERNAL REV.
1	-	1	-	-	-	1	-	-	-	SELECTIVE SERVICE ACT
1,106	348	338	313	107	319	711	355	182	194	OTHER SPECIAL OFFENSES (FEDERAL STATUTES)

**Appendix Detail Table X-4**  
**Type of Sentence of Convicted Criminal Defendants**  
**1979**

**CONTINUED**

**3 OF 5**

**TABLE 4**  
**UNITED STATES DISTRICT COURTS**  
**TYPE OF SENTENCE FOR CONVICTED CRIMINAL DEFENDANTS**  
**TWELVE MONTH PERIOD ENDED JUNE 30, 1979**

DISTRICT AND OFFENSE	TOTAL CON- VICTED	TYPE OF IMPRISONMENT						TYPE OF PROBATION						SUS- PENDED SEN- TENCE	FINE ONLY
		TOTAL SEN- TENCED	ADULT			YOUTH CORREC- TIONS ACT	F.J. D.A.	TOTAL	ADULT			F.J. D.A.	NO SUPER- VISION		
			REGULAR	INDETER- MINATE	MIXED				IMME- DIATE	DELAYED	SPLIT				
ALL DISTRICTS															
TOTAL	32,913	14,619	12,073	867	1,016	641	22	13,459	12,351	13	17	34	1,044	467	4,368
AV. SENT.		42	38	79	37	53	-	32	33	35	35	34	20		
HOMICIDE	119	143	87	8	-	7	1	15	15	-	-	-	-	-	1
AV. SENT.		212	224	240	-	61	-	35	35	-	-	-	-	-	
ROBBERY	1,230	1,134	793	176	17	148	-	93	89	3	-	-	1	3	-
AV. SENT.		133	141	157	79	69	-	44	44	40	-	-	60		
ASSAULT	419	229	199	10	5	12	3	154	142	-	-	4	8	4	32
AV. SENT.		30	28	64	40	43	-	27	27	-	-	43	21		
BURGLARY	174	109	89	9	2	9	-	62	55	-	-	7	-	-	3
AV. SENT.		37	34	54	60	48	-	32	31	-	-	35	-		
LARCENY AND THEFT	3,919	1,517	1,259	68	99	89	2	2,113	1,933	2	1	13	164	11	278
AV. SENT.		28	24	54	32	50	-	29	30	27	34	33	12		
EMBEZZLEMENT	1,652	473	400	14	43	16	-	1,183	1,136	-	3	1	13	2	24
AV. SENT.		17	14	37	31	48	-	33	33	-	33	24	13		
FRAUD	5,149	1,881	1,584	82	233	12	-	2,875	2,787	3	3	1	81	14	379
AV. SENT.		21	18	50	30	48	-	32	33	44	26	60	24		
AUTO THEFT	615	451	372	30	29	20	-	159	157	-	-	-	2	2	3
AV. SENT.		40	39	47	40	48	-	37	38	-	-	-	24		
FORGERY, COUNTERFEIT.	2,712	1,360	1,088	96	111	54	1	1,326	1,306	2	5	1	12	3	23
AV. SENT.		30	27	43	35	48	-	37	37	54	35	-	31		
SEX OFFENSES	118	87	67	8	-	4	8	21	16	-	-	3	2	3	7
AV. SENT.		70	69	163	-	48	-	35	36	-	-	32	33		
MARIJUANA	1,394	897	778	23	54	41	11	466	457	-	-	-	9	1	30
AV. SENT.		34	32	58	45	49	-	35	35	-	-	-	24		
NARCOTICS	3,673	2,746	2,214	162	234	136	-	913	901	-	2	-	10	6	8
AV. SENT.		49	48	62	44	49	-	39	39	-	45	-	35		
WEAPONS AND FIREARMS	1,533	839	688	53	57	40	1	653	646	-	1	-	6	4	37
AV. SENT.		34	30	71	40	48	-	35	35	-	24	-	28		
ESCAPE	780	669	621	31	7	10	-	100	95	1	-	-	4	6	6
AV. SENT.		19	18	27	30	48	-	35	36	-	-	-	13		
OTHER GENERAL OFFENSES	4,701	634	536	39	40	18	1	886	802	2	-	-	282	366	2,815
AV. SENT.		57	55	110	40	55	-	17	33	24	-	-	4		
IMMIGRATION LAWS	2,040	981	878	43	49	9	4	1,021	874	-	1	1	145	29	9
AV. SENT.		16	14	34	34	48	-	37	37	-	55	39	37		
LIQUOR, INTERNAL REV.	60	22	20	-	2	-	-	37	37	-	-	-	-	-	1
AV. SENT.		12	10	-	27	-	-	39	39	-	-	-	-		
SELECTIVE SERVICE ACT	2	-	-	-	-	-	-	1	1	-	-	-	-	-	1
AV. SENT.		-	-	-	-	-	-	24	24	-	-	-	-		
OTHER SPECIAL OFFENSES	2,623	487	422	15	34	16	-	1,411	1,102	-	1	3	305	14	711
AV. SENT.		26	24	65	24	48	-	27	26	-	37	35	28		

**TABLE 4**  
**UNITED STATES DISTRICT COURTS**  
**TYPE OF SENTENCE FOR CONVICTED CRIMINAL DEFENDANTS**  
**TWELVE MONTH PERIOD ENDED JUNE 30, 1979**

TWELVE MONTH PERIOD ENDED JUNE 30, 1970															
DISTRICT AND OFFENSE	TOTAL CON- VICTED	TYPE OF IMPRISONMENT						TYPE OF PROBATION					SUS- PENDED SEN- TENCE	FINE ONLY	
		TOTAL SEN- TENCED	ADULT			YOUTH CORREC- TIONS ACT	F.J. D.A.	TOTAL	ADULT			F.J. D.A.			NO SUPER- VISION
			REGULAR	INDETER- MINATE	MIXED				IMME- DIATE	DELAYED	SPLIT				
MAINE															
TOTAL	121	74	69	-	4	1	-	42	42	-	-	-	-	1	4
AV. SENT.		27	27	-	15	48	-	25	25	-	-	-	-		
HOMICIDE	-	-	-	-	-	-	-	-	-	-	-	-	-	-	-
AV. SENT.															
ROBBERY	2	1	1	-	-	-	-	-	-	-	-	-	-	1	-
AV. SENT.		120	120	-	-	-	-	-	-	-	-	-	-		
ASSAULT	2	-	-	-	-	-	-	2	2	-	-	-	-	-	-
AV. SENT.								24	24						
BURGLARY	-	-	-	-	-	-	-	-	-	-	-	-	-	-	-
AV. SENT.															
LARCENY AND THEFT	21	16	16	-	-	-	-	5	5	-	-	-	-	-	-
AV. SENT.		25	25	-	-	-	-	21	21						
EMBEZZLEMENT	6	1	1	-	-	-	-	5	5	-	-	-	-	-	-
AV. SENT.		1	1	-	-	-	-	19	19						
FRAUD	14	9	7	-	2	-	-	5	5	-	-	-	-	-	-
AV. SENT.		3	1	-	12	-	-	16	16						
AUTO THEFT	-	-	-	-	-	-	-	-	-	-	-	-	-	-	-
AV. SENT.															
FORGERY, COUNTERFEIT.	10	2	1	-	-	1	-	8	8	-	-	-	-	-	-
AV. SENT.		39	30	-	-	48	-	24	24						
SEX OFFENSES	-	-	-	-	-	-	-	-	-	-	-	-	-	-	-
AV. SENT.															
MARIHUANA	43	32	31	-	1	-	-	11	11	-	-	-	-	-	-
AV. SENT.		35	35	-	18	-	-	36	36						
NARCOTICS	2	2	2	-	-	-	-	-	-	-	-	-	-	-	-
AV. SENT.		9	9	-	-	-	-	-	-	-	-	-	-	-	-
WEAPONS AND FIREARMS	9	7	6	-	1	-	-	2	2	-	-	-	-	-	-
AV. SENT.		21	22	-	18	-	-	30	30						
ESCAPE	1	1	1	-	-	-	-	-	-	-	-	-	-	-	-
AV. SENT.		24	24	-	-	-	-	-	-	-	-	-	-	-	-
OTHER GENERAL OFFENSES	-	-	-	-	-	-	-	-	-	-	-	-	-	-	-
AV. SENT.															
IMMIGRATION LAWS	1	1	1	-	-	-	-	-	-	-	-	-	-	-	-
AV. SENT.		24	24	-	-	-	-	-	-	-	-	-	-	-	-
LIQUOR, INTERNAL REV.	-	-	-	-	-	-	-	-	-	-	-	-	-	-	-
AV. SENT.															
SELECTIVE SERVICE ACT	-	-	-	-	-	-	-	-	-	-	-	-	-	-	-
AV. SENT.															
OTHER SPECIAL OFFENSES	10	2	2	-	-	-	-	4	4	-	-	-	-	-	4
AV. SENT.		21	21	-	-	-	-	24	24						

**TABLE 4**  
**UNITED STATES DISTRICT COURTS**  
**TYPE OF SENTENCE FOR CONVICTED CRIMINAL DEFENDANTS**  
**TWELVE MONTH PERIOD ENDED JUNE 30, 1979**

DISTRICT AND OFFENSE	TOTAL CON- VICTED	TYPE OF IMPRISONMENT						TYPE OF PROBATION					SUS- PEN- DED SEN- TENCE	FINE ONLY	
		TOTAL SEN- TENCED	ADULT			YOUTH CORREC- TIONS ACT	F.J. D.A.	TOTAL	ADULT			F.J. D.A.			NO SUPER- VISION
			REGULAR	INDETER- MINATE	MIXED				IMME- DIATE	DELAYED	SPLIT				
MASSACHUSETTS TOTAL AV. SENT.	576	232 26	218 25	1 144	7 20	6 54	- -	321 23	321 23	- -	- -	- -	- -	- -	23
HOMICIDE AV. SENT.	1	1 216	1 216	- -	- -	- -	- -	- -	- -	- -	- -	- -	- -	- -	-
ROBBERY AV. SENT.	13	11 165	9 177	1 144	- -	1 84	- -	2 36	2 36	- -	- -	- -	- -	- -	-
ASSAULT AV. SENT.	1	- -	- -	- -	- -	- -	- -	1 48	1 48	- -	- -	- -	- -	- -	-
BURGLARY AV. SENT.	-	- -	- -	- -	- -	- -	- -	- -	- -	- -	- -	- -	- -	- -	-
LARCENY AND THEFT AV. SENT.	144	52 13	52 13	- -	- -	- -	- -	92 23	92 23	- -	- -	- -	- -	- -	-
EMBEZZLEMENT AV. SENT.	41	5 11	5 11	- -	- -	- -	- -	36 23	36 23	- -	- -	- -	- -	- -	-
FRAUD AV. SENT.	120	43 9	42 8	- -	1 12	- -	- -	75 20	75 20	- -	- -	- -	- -	- -	2
AUTO THEFT AV. SENT.	5	3 27	3 27	- -	- -	- -	- -	2 24	2 24	- -	- -	- -	- -	- -	-
FORGERY, COUNTERFEIT. AV. SENT.	45	22 20	20 20	- -	2 21	- -	- -	23 24	23 24	- -	- -	- -	- -	- -	-
SEX OFFENSES AV. SENT.	-	- -	- -	- -	- -	- -	- -	- -	- -	- -	- -	- -	- -	- -	-
MARIHUANA AV. SENT.	8	6 16	5 16	- -	1 12	- -	- -	2 24	2 24	- -	- -	- -	- -	- -	-
NARCOTICS AV. SENT.	58	37 29	32 26	- -	1 36	4 48	- -	21 28	21 28	- -	- -	- -	- -	- -	-
WEAPONS AND FIREARMS AV. SENT.	61	23 21	20 19	- -	2 21	1 48	- -	36 26	36 26	- -	- -	- -	- -	- -	2
ESCAPE AV. SENT.	3	3 18	3 18	- -	- -	- -	- -	- -	- -	- -	- -	- -	- -	- -	-
OTHER GENERAL OFFENSES AV. SENT.	21	13 48	13 48	- -	- -	- -	- -	7 25	7 25	- -	- -	- -	- -	- -	1
IMMIGRATION LAWS AV. SENT.	7	7 3	7 3	- -	- -	- -	- -	- -	- -	- -	- -	- -	- -	- -	-
LIQUOR, INTERNAL REV. AV. SENT.	-	- -	- -	- -	- -	- -	- -	- -	- -	- -	- -	- -	- -	- -	-
SELECTIVE SERVICE ACT AV. SENT.	-	- -	- -	- -	- -	- -	- -	- -	- -	- -	- -	- -	- -	- -	-
OTHER SPECIAL OFFENSES AV. SENT.	48	6 19	6 19	- -	- -	- -	- -	24 21	24 21	- -	- -	- -	- -	- -	18

TABLE 4  
UNITED STATES DISTRICT COURTS  
TYPE OF SENTENCE FOR CONVICTED CRIMINAL DEFENDANTS  
TWELVE MONTH PERIOD ENDED JUNE 30, 1979

DISTRICT AND OFFENSE	TOTAL CON- VICTED	TYPE OF IMPRISONMENT						TYPE OF PROBATION						SUS- PENDED SEN- TENCE	FINE ONLY
		TOTAL SEN- TENCED	ADULT			YOUTH CORREC- TIONS ACT	F.J. D.A.	TOTAL	ADULT			F.J. D.A.	NO SUPER- VISION		
			REGULAR	INDETER- MINATE	MIXED				IMME- DIATE	DELAYED	SPLIT				
NEW HAMPSHIRE TOTAL	51	16	15	-	-	1	-	30	30	-	-	-	-	1	4
AV. SENT.		53	54	-	-	48	-	38	38	-	-	-	-		
HOMICIDE	-	-	-	-	-	-	-	-	-	-	-	-	-	-	-
AV. SENT.															
ROBBERY	2	2	2	-	-	-	-	-	-	-	-	-	-	-	-
AV. SENT.		91	91	-	-	-	-	-	-	-	-	-	-		
ASSAULT	-	-	-	-	-	-	-	-	-	-	-	-	-	-	-
AV. SENT.															
BURGLARY	-	-	-	-	-	-	-	-	-	-	-	-	-	-	-
AV. SENT.															
LARCENY AND THEFT	12	6	6	-	-	-	-	6	6	-	-	-	-	-	-
AV. SENT.		82	82	-	-	-	-	32	32	-	-	-	-	-	-
EMBEZZLEMENT	2	-	-	-	-	-	-	2	2	-	-	-	-	-	-
AV. SENT.								60	60	-	-	-	-	-	-
FRAUD	17	3	3	-	-	-	-	13	13	-	-	-	-	-	1
AV. SENT.		6	6	-	-	-	-	37	37	-	-	-	-	-	
AUTO THEFT	-	-	-	-	-	-	-	-	-	-	-	-	-	-	-
AV. SENT.															
FORGERY, COUNTERFEIT.	2	1	1	-	-	-	-	1	1	-	-	-	-	-	-
AV. SENT.		60	60	-	-	-	-	36	36	-	-	-	-	-	-
SEX OFFENSES	-	-	-	-	-	-	-	-	-	-	-	-	-	-	-
AV. SENT.															
MARIHUANA	-	-	-	-	-	-	-	-	-	-	-	-	-	-	-
AV. SENT.															
NARCOTICS	3	2	1	-	-	1	-	-	-	-	-	-	-	1	-
AV. SENT.		25	3	-	-	48	-	-	-	-	-	-	-	-	-
WEAPONS AND FIREARMS	5	2	2	-	-	-	-	3	3	-	-	-	-	-	-
AV. SENT.		27	27	-	-	-	-	60	60	-	-	-	-	-	-
ESCAPE	-	-	-	-	-	-	-	-	-	-	-	-	-	-	-
AV. SENT.															
OTHER GENERAL OFFENSES	-	-	-	-	-	-	-	-	-	-	-	-	-	-	-
AV. SENT.															
IMMIGRATION LAWS	-	-	-	-	-	-	-	-	-	-	-	-	-	-	-
AV. SENT.															
LIQUOR, INTERNAL REV.	-	-	-	-	-	-	-	-	-	-	-	-	-	-	-
AV. SENT.															
SELECTIVE SERVICE ACT	-	-	-	-	-	-	-	-	-	-	-	-	-	-	-
AV. SENT.															
OTHER SPECIAL OFFENSES	8	-	-	-	-	-	-	5	5	-	-	-	-	-	3
AV. SENT.								26	26	-	-	-	-	-	

X-4-4

TABLE 4  
UNITED STATES DISTRICT COURTS  
TYPE OF SENTENCE FOR CONVICTED CRIMINAL DEFENDANTS  
TWELVE MONTH PERIOD ENDED JUNE 30, 1979

TWELVE MONTH PERIOD ENDED JUNE 30, 1979															
DISTRICT AND OFFENSE	TOTAL CON- VICTED	TYPE OF IMPRISONMENT						TYPE OF PROBATION					SUS- PEN- DED SEN- TENCE	FINE ONLY	
		TOTAL SEN- TENCED	ADULT			YOUTH CORREC- TIONS ACT	F.J. D.A.	TOTAL	ADULT			F.J. D.A.			NO SUPER- VISION
			REGULAR	INDETER- MINATE	MIXED				IMME- DIATE	DELAYED	SPLIT				
RHODE ISLAND TOTAL	70	24	19	-	4	1	-	45	44	-	-	-	2	-	
AV. SENT.		21	16	-	34	48	-	17	18	-	-	-	4	-	
HOMICIDE	-	-	-	-	-	-	-	-	-	-	-	-	-	-	
AV. SENT.															
ROBBERY	-	-	-	-	-	-	-	-	-	-	-	-	-	-	
AV. SENT.															
ASSAULT	1	-	-	-	-	-	-	1	1	-	-	-	-	-	
AV. SENT.								12	12	-	-	-	-	-	
BURGLARY	-	-	-	-	-	-	-	-	-	-	-	-	-	-	
AV. SENT.															
LARCENY AND THEFT	18	7	6	-	-	1	-	11	10	-	-	-	1	-	
AV. SENT.		24	20	-	-	48	-	11	11	-	-	-	6	-	
EMBEZZLEMENT	5	-	-	-	-	-	-	5	4	-	-	-	1	-	
AV. SENT.								10	12	-	-	-	3	-	
FRAUD	23	7	4	-	3	-	-	16	16	-	-	-	-	-	
AV. SENT.		16	6	-	30	-	-	19	19	-	-	-	-	-	
AUTO THEFT	7	4	4	-	-	-	-	3	3	-	-	-	-	-	
AV. SENT.		25	25	-	-	-	-	22	22	-	-	-	-	-	
FORGERY, COUNTERFEIT.	9	3	3	-	-	-	-	6	6	-	-	-	-	-	
AV. SENT.		9	9	-	-	-	-	30	30	-	-	-	-	-	
SEX OFFENSES	-	-	-	-	-	-	-	-	-	-	-	-	-	-	
AV. SENT.															
MARIHUANA	-	-	-	-	-	-	-	-	-	-	-	-	-	-	
AV. SENT.															
NARCOTICS	3	2	1	-	1	-	-	1	1	-	-	-	-	-	
AV. SENT.		42	36	-	48	-	-	18	18	-	-	-	-	-	
WEAPONS AND FIREARMS	3	-	-	-	-	-	-	3	3	-	-	-	-	-	
AV. SENT.								20	20	-	-	-	-	-	
ESCAPE	-	-	-	-	-	-	-	-	-	-	-	-	-	-	
AV. SENT.															
OTHER GENERAL OFFENSES	1	1	1	-	-	-	-	-	-	-	-	-	-	-	
AV. SENT.		3	3	-	-	-	-	-	-	-	-	-	-	-	
IMMIGRATION LAWS	-	-	-	-	-	-	-	-	-	-	-	-	-	-	
AV. SENT.															
LIQUOR, INTERNAL REV.	-	-	-	-	-	-	-	-	-	-	-	-	-	-	
AV. SENT.															
SELECTIVE SERVICE ACT	-	-	-	-	-	-	-	-	-	-	-	-	-	-	
AV. SENT.															
OTHER SPECIAL OFFENSES	-	-	-	-	-	-	-	-	-	-	-	-	-	-	
AV. SENT.															

X-4-5

**TABLE 4**  
**UNITED STATES DISTRICT COURTS**  
**TYPE OF SENTENCE FOR CONVICTED CRIMINAL DEFENDANTS**  
**TWELVE MONTH PERIOD ENDED JUNE 30, 1979**

DISTRICT AND OFFENSE	TOTAL CON- VICTED	TYPE OF IMPRISONMENT						TYPE OF PROBATION						SUS- PENDE SEN- TENCE	FINE ONLY
		TOTAL SEN- TENCED	ADULT			YOUTH CORREC- TIONS ACT	F.J. D.A.	TOTAL	ADULT			F.J. D.A.	NO SUPER- VISION		
			REGULAR	INDETER- MINATE	MIXED				IMME- DIATE	DELAYED	SPLIT				
PUERTO RICO TOTAL AV. SENT.	274	80 50	63 51	7 60	5 25	5 48	-	174 37	174 37	-	-	-	-	-	20
HOMICIDE AV. SENT.	-	-	-	-	-	-	-	-	-	-	-	-	-	-	-
ROBBERY AV. SENT.	4	3 116	2 132	1 84	-	-	-	1 60	1 60	-	-	-	-	-	-
ASSAULT AV. SENT.	6	1 60	1 60	-	-	-	-	4 18	4 18	-	-	-	-	-	1
BURGLARY AV. SENT.	1	1 72	1 72	-	-	-	-	-	-	-	-	-	-	-	-
LARCENY AND THEFT AV. SENT.	22	10 25	6 16	-	1 12	3 48	-	12 40	12 40	-	-	-	-	-	-
EMBEZZLEMENT AV. SENT.	10	3 14	2 6	-	1 30	-	-	7 49	7 49	-	-	-	-	-	-
FRAUD AV. SENT.	47	9 25	7 24	-	1 12	1 48	-	37 48	37 48	-	-	-	-	-	1
AUTO THEFT AV. SENT.	-	-	-	-	-	-	-	-	-	-	-	-	-	-	-
FORGERY, COUNTERFEIT. AV. SENT.	12	6 34	4 36	2 30	-	-	-	6 46	6 46	-	-	-	-	-	-
SEX OFFENSES AV. SENT.	-	-	-	-	-	-	-	-	-	-	-	-	-	-	-
MARIJUANA AV. SENT.	5	5 50	5 50	-	-	-	-	-	-	-	-	-	-	-	-
NARCOTICS AV. SENT.	26	25 77	19 82	4 69	1 60	1 48	-	1 60	1 60	-	-	-	-	-	-
WEAPONS AND FIREARMS AV. SENT.	-	-	-	-	-	-	-	-	-	-	-	-	-	-	-
ESCAPE AV. SENT.	-	-	-	-	-	-	-	-	-	-	-	-	-	-	-
OTHER GENERAL OFFENSES AV. SENT.	3	2 144	2 144	-	-	-	-	1 36	1 36	-	-	-	-	-	-
IMMIGRATION LAWS AV. SENT.	78	11 17	11 17	-	-	-	-	67 38	67 38	-	-	-	-	-	-
LIQUOR, INTERNAL REV. AV. SENT.	-	-	-	-	-	-	-	-	-	-	-	-	-	-	-
SELECTIVE SERVICE ACT AV. SENT.	-	-	-	-	-	-	-	-	-	-	-	-	-	-	-
OTHER SPECIAL OFFENSES AV. SENT.	60	4 43	3 54	-	1 12	-	-	38 24	38 24	-	-	-	-	-	18

X-4-6

**TABLE 4**  
**UNITED STATES DISTRICT COURTS**  
**TYPE OF SENTENCE FOR CONVICTED CRIMINAL DEFENDANTS**  
**TWELVE MONTH PERIOD ENDED JUNE 30, 1979**

DISTRICT AND OFFENSE	TOTAL CON- VICTED	TYPE OF IMPRISONMENT						TYPE OF PROBATION						SUS- PENDE SEN- TENCE	FINE ONLY
		TOTAL SEN- TENCED	ADULT			YOUTH CORREC- TIONS ACT	F.J. D.A.	TOTAL	ADULT			F.J. D.A.	NO SUPER- VISION		
			REGULAR	INDETER- MINATE	MIXED				IMME- DIATE	DELAYED	SPLIT				
CONNECTICUT TOTAL AV. SENT.	190	92 27	89 27	- -	2 15	1 48	- -	95 30	95 30	- -	- -	- -	- -	- -	3
HOMICIDE AV. SENT.	-	- -	- -	- -	- -	- -	- -	- -	- -	- -	- -	- -	- -	- -	- -
ROBBERY AV. SENT.	4 111	4 111	4 111	- -	- -	- -	- -	- -	- -	- -	- -	- -	- -	- -	- -
ASSAULT AV. SENT.	1 1	1 1	1 1	- -	- -	- -	- -	- -	- -	- -	- -	- -	- -	- -	- -
BURGLARY AV. SENT.	-	- -	- -	- -	- -	- -	- -	- -	- -	- -	- -	- -	- -	- -	- -
LARCENY AND THEFT AV. SENT.	30 36	14 36	13 35	- -	- -	1 48	- -	16 40	16 40	- -	- -	- -	- -	- -	- -
EMBEZZLEMENT AV. SENT.	26 11	6 11	5 11	- -	1 12	- -	- -	20 29	20 29	- -	- -	- -	- -	- -	- -
FRAUD AV. SENT.	25 10	10 10	10 10	- -	- -	- -	- -	13 28	13 28	- -	- -	- -	- -	- -	2
AUTO THEFT AV. SENT.	1 -	- -	- -	- -	- -	- -	- -	1 36	1 36	- -	- -	- -	- -	- -	- -
FORGERY, COUNTERFEIT, AV. SENT.	9 14	4 14	4 14	- -	- -	- -	- -	5 38	5 38	- -	- -	- -	- -	- -	- -
SEX OFFENSES AV. SENT.	- -	- -	- -	- -	- -	- -	- -	- -	- -	- -	- -	- -	- -	- -	- -
MARIJUANA AV. SENT.	6 19	5 19	5 19	- -	- -	- -	- -	1 60	1 60	- -	- -	- -	- -	- -	- -
NARCOTICS AV. SENT.	25 33	19 33	19 33	- -	- -	- -	- -	6 38	6 38	- -	- -	- -	- -	- -	- -
WEAPONS AND FIREARMS AV. SENT.	20 29	11 29	10 30	- -	1 18	- -	- -	9 26	9 26	- -	- -	- -	- -	- -	- -
ESCAPE AV. SENT.	6 3	5 3	5 3	- -	- -	- -	- -	1 1	1 1	- -	- -	- -	- -	- -	- -
OTHER GENERAL OFFENSES AV. SENT.	20 20	9 20	9 20	- -	- -	- -	- -	10 24	10 24	- -	- -	- -	- -	- -	1
IMMIGRATION LAWS AV. SENT.	1 -	- -	- -	- -	- -	- -	- -	1 24	1 24	- -	- -	- -	- -	- -	- -
LIQUOR, INTERNAL REV. AV. SENT.	2 6	2 6	2 6	- -	- -	- -	- -	- -	- -	- -	- -	- -	- -	- -	- -
SELECTIVE SERVICE ACT AV. SENT.	- -	- -	- -	- -	- -	- -	- -	- -	- -	- -	- -	- -	- -	- -	- -
OTHER SPECIAL OFFENSES AV. SENT.	14 21	2 21	2 21	- -	- -	- -	- -	12 25	12 25	- -	- -	- -	- -	- -	- -

X-4-7

**TABLE 4**  
**UNITED STATES DISTRICT COURTS**  
**TYPE OF SENTENCE FOR CONVICTED CRIMINAL DEFENDANTS**  
**TWELVE MONTH PERIOD ENDED JUNE 30, 1979**

DISTRICT AND OFFENSE	TOTAL CON- VICTED	TYPE OF IMPRISONMENT						TYPE OF PROBATION					SUS- PEN- DED SEN- TENCE	FINE ONLY	
		TOTAL SEN- TENCED	ADULT			YOUTH CORREC- TIONS ACT	F.J. D.A.	TOTAL	ADULT			F.J. D.A.			NO SUPER- VISION
			REGULAR	INDETER- MINATE	MIXED				IMME- DIATE	DELAYED	SPLIT				
NEW YORK NORTHERN TOTAL AV. SENT.	188 12	68 12	63 11	- -	5 21	- -	- -	80 21	78 21	- -	- -	- -	2 60	6 -	14 -
HOMICIDE AV. SENT.	- -	- -	- -	- -	- -	- -	- -	- -	- -	- -	- -	- -	- -	- -	- -
ROBBERY AV. SENT.	- -	- -	- -	- -	- -	- -	- -	- -	- -	- -	- -	- -	- -	- -	- -
ASSAULT AV. SENT.	1 -	- -	- -	- -	- -	- -	- -	- -	- -	- -	- -	- -	- -	1 -	- -
BURGLARY AV. SENT.	- -	- -	- -	- -	- -	- -	- -	- -	- -	- -	- -	- -	- -	- -	- -
LARCENY AND THEFT AV. SENT.	19 26	11 26	10 28	- -	1 12	- -	- -	8 19	8 19	- -	- -	- -	- -	- -	- -
EMBEZZLEMENT AV. SENT.	13 7	4 7	3 3	- -	1 18	- -	- -	9 27	9 27	- -	- -	- -	- -	- -	- -
FRAUD AV. SENT.	32 7	11 7	10 2	- -	1 48	- -	- -	21 23	21 23	- -	- -	- -	- -	- -	- -
AUTO THEFT AV. SENT.	2 27	2 27	2 27	- -	- -	- -	- -	- -	- -	- -	- -	- -	- -	- -	- -
FORGERY, COUNTERFEIT. AV. SENT.	11 29	8 29	8 29	- -	- -	- -	- -	3 24	3 24	- -	- -	- -	- -	- -	- -
SEX OFFENSES AV. SENT.	- -	- -	- -	- -	- -	- -	- -	- -	- -	- -	- -	- -	- -	- -	- -
MARIHUANA AV. SENT.	4 18	1 18	1 18	- -	- -	- -	- -	3 16	3 16	- -	- -	- -	- -	- -	- -
NARCOTICS AV. SENT.	8 14	3 14	3 14	- -	- -	- -	- -	5 21	5 21	- -	- -	- -	- -	- -	- -
WEAPONS AND FIREARMS AV. SENT.	4 12	1 12	- -	- -	1 12	- -	- -	3 28	3 28	- -	- -	- -	- -	- -	- -
ESCAPE AV. SENT.	- -	- -	- -	- -	- -	- -	- -	- -	- -	- -	- -	- -	- -	- -	- -
OTHER GENERAL OFFENSES AV. SENT.	1 -	- -	- -	- -	- -	- -	- -	1 12	1 12	- -	- -	- -	- -	- -	- -
IMMIGRATION LAWS AV. SENT.	36 1	24 1	24 1	- -	- -	- -	- -	6 30	4 15	- -	- -	- -	2 60	5 -	1 -
LIQUOR, INTERNAL REV. AV. SENT.	- -	- -	- -	- -	- -	- -	- -	- -	- -	- -	- -	- -	- -	- -	- -
SELECTIVE SERVICE ACT AV. SENT.	- -	- -	- -	- -	- -	- -	- -	- -	- -	- -	- -	- -	- -	- -	- -
OTHER SPECIAL OFFENSES AV. SENT.	37 7	3 7	2 2	- -	1 18	- -	- -	21 17	21 17	- -	- -	- -	- -	- -	13 -

**TABLE 4**  
**UNITED STATES DISTRICT COURTS**  
**TYPE OF SENTENCE FOR CONVICTED CRIMINAL DEFENDANTS**  
**TWELVE MONTH PERIOD ENDED JUNE 30, 1979**

DISTRICT AND OFFENSE	TOTAL CON- VICTED	TYPE OF IMPRISONMENT						TYPE OF PROBATION						SUS- PEN- DED SEN- TENCE	FINE ONLY
		TOTAL SEN- TENCED	ADULT			YOUTH CORREC- TIONS ACT	F.J. D.A.	TOTAL	ADULT			F.J. D.A.	NO SUPER- VISION		
			REGULAR	INDETER- MINATE	MIXED				IMME- DIATE	DELAYED	SPLIT				
NEW YORK EASTERN TOTAL AV. SENT.	913	450 50	368 46	38 91	15 60	29 50	- -	421 37	409 37	4 45	- -	- -	8 34	5	37
HOMICIDE AV. SENT.	1	1 540	1 540	- -	- -	- -	- -	- -	- -	- -	- -	- -	- -	-	-
ROBBERY AV. SENT.	58	53 113	28 123	13 120	3 148	9 57	- -	5 55	3 52	2 60	- -	- -	- -	-	-
ASSAULT AV. SENT.	5	2 54	2 54	- -	- -	- -	- -	3 60	2 60	- -	- -	- -	1 60	-	-
BURGLARY AV. SENT.	-	- -	- -	- -	- -	- -	- -	- -	- -	- -	- -	- -	- -	-	-
LARCENY AND THEFT AV. SENT.	163	60 28	50 24	3 68	3 30	4 48	- -	98 32	96 32	1 36	- -	- -	1 36	-	5
EMBEZZLEMENT AV. SENT.	50	14 13	12 9	1 24	- -	1 48	- -	36 31	36 31	- -	- -	- -	- -	-	-
FRAUD AV. SENT.	130	40 7	34 5	4 21	2 18	- -	- -	77 33	75 33	1 24	- -	- -	1 12	-	13
AUTO THEFT AV. SENT.	2	- -	- -	- -	- -	- -	- -	1 36	1 36	- -	- -	- -	- -	1	-
FORGERY, COUNTERFEIT. AV. SENT.	98	39 25	35 22	1 72	1 24	2 48	- -	58 39	57 39	- -	- -	- -	1 60	-	1
SEX OFFENSES AV. SENT.	-	- -	- -	- -	- -	- -	- -	- -	- -	- -	- -	- -	- -	-	-
MARIHUANA AV. SENT.	17	9 22	8 19	- -	- -	1 48	- -	8 48	7 46	- -	- -	- -	1 60	-	-
NARCOTICS AV. SENT.	223	175 62	156 62	11 71	4 39	4 48	- -	46 52	46 52	- -	- -	- -	- -	2	-
WEAPONS AND FIREARMS AV. SENT.	37	22 33	14 14	1 120	1 120	6 48	- -	14 48	14 48	- -	- -	- -	- -	-	1
ESCAPE AV. SENT.	5	4 22	4 22	- -	- -	- -	- -	1 60	1 60	- -	- -	- -	- -	-	-
OTHER GENERAL OFFENSES AV. SENT.	27	13 76	7 36	3 204	1 30	2 48	- -	14 39	13 39	- -	- -	- -	1 36	-	-
IMMIGRATION LAWS AV. SENT.	10	8 15	7 14	1 24	- -	- -	- -	2 60	2 60	- -	- -	- -	- -	-	-
LIQUOR, INTERNAL REV. AV. SENT.	-	- -	- -	- -	- -	- -	- -	- -	- -	- -	- -	- -	- -	-	-
SELECTIVE SERVICE ACT AV. SENT.	-	- -	- -	- -	- -	- -	- -	- -	- -	- -	- -	- -	- -	-	-
OTHER SPECIAL OFFENSES AV. SENT.	87	10 11	10 11	- -	- -	- -	- -	58 30	56 31	- -	- -	- -	2 6	2	17



TABLE 4  
UNITED STATES DISTRICT COURTS  
TYPE OF SENTENCE FOR CONVICTED CRIMINAL DEFENDANTS  
TWELVE MONTH PERIOD ENDED JUNE 30, 1979

DISTRICT AND OFFENSE	TOTAL CON- VICTED	TYPE OF IMPRISONMENT						TYPE OF PROBATION						SUS- PEN- DED SEN- TENCE	FINE ONLY
		TOTAL SEN- TENCED	ADULT			YOUTH CORREC- TIONS ACT	F.J. D.A.	TOTAL	ADULT			F.J. D.A.	NO SUPER- VISION		
			REGULAR	INDETER- MINATE	MIXED				IMME- DIATE	DELAYED	SPLIT				
NEW YORK SOUTHERN TOTAL AV. SENT.	1,169	591 29	508 27	5 55	39 33	30 49	- -	538 31	522 31	2 24	2 25	1 32	11 28	9	31
HOMICIDE AV. SENT.	-	-	-	-	-	-	-	-	-	-	-	-	-	-	-
ROBBERY AV. SENT.	48	42 70	27 77	1 120	3 72	11 50	- -	6 44	5 40	-	-	-	1 60	-	-
ASSAULT AV. SENT.	3	3 28	3 28	-	-	-	-	-	-	-	-	-	-	-	-
BURGLARY AV. SENT.	-	-	-	-	-	-	-	-	-	-	-	-	-	-	-
LARCENY AND THEFT AV. SENT.	206	95 18	72 14	2 42	14 22	7 48	- -	110 32	108 33	-	-	-	2 18	-	1
EMBEZZLEMENT AV. SENT.	65	26 14	23 11	-	1 18	2 48	- -	39 35	38 36	-	1 9	-	-	-	-
FRAUD AV. SENT.	302	108 19	97 18	1 36	9 29	1 48	- -	178 28	177 28	-	-	-	1 12	4	12
AUTO THEFT AV. SENT.	-	-	-	-	-	-	-	-	-	-	-	-	-	-	-
FORGERY, COUNTERFEIT. AV. SENT.	93	41 22	36 17	-	5 55	-	-	51 36	50 36	-	1 42	-	-	-	1
SEX OFFENSES AV. SENT.	4	3 40	2 36	-	-	1 48	-	1 36	1 36	-	-	-	-	-	-
MARIHUANA AV. SENT.	12	4 15	4 15	-	-	-	-	8 33	8 33	-	-	-	-	-	-
NARCOTICS AV. SENT.	227	178 41	162 41	1 36	6 33	9 48	- -	48 37	48 37	-	-	-	-	1	-
WEAPONS AND FIREARMS AV. SENT.	40	22 30	16 22	-	-	6 52	-	18 33	18 33	-	-	-	-	-	-
ESCAPE AV. SENT.	17	13 20	13 20	-	-	-	-	3 32	2 45	-	-	-	1 6	1	-
OTHER GENERAL OFFENSES AV. SENT.	51	17 17	16 15	-	-	1 48	-	30 26	28 26	2 24	-	-	-	2	2
IMMIGRATION LAWS AV. SENT.	21	11 4	11 4	-	-	-	-	9 42	6 44	-	-	-	3 40	1	-
LIQUOR, INTERNAL REV. AV. SENT.	-	-	-	-	-	-	-	-	-	-	-	-	-	-	-
SELECTIVE SERVICE ACT AV. SENT.	-	-	-	-	-	-	-	-	-	-	-	-	-	-	-
OTHER SPECIAL OFFENSES AV. SENT.	80	28 7	26 5	-	1 12	1 48	-	37 24	33 23	-	-	1 32	3 28	-	16

TABLE 4  
UNITED STATES DISTRICT COURTS  
TYPE OF SENTENCE FOR CONVICTED CRIMINAL DEFENDANTS  
TWELVE MONTH PERIOD ENDED JUNE 30, 1979

DISTRICT AND OFFENSE	TOTAL CON- VICTED	TYPE OF IMPRISONMENT						TYPE OF PROBATION					SUS- PEN- DED SEN- TENCE	FINE ONLY	
		TOTAL SEN- TENCED	ADULT			YOUTH CORREC- TIONS ACT	F.J. D.A.	TOTAL	ADULT			F.J. D.A.			NO SUPER- VISION
			REGULAR	INDETER- MINATE	MIXED				IMME- DIATE	DELAYED	SPLIT				
NEW YORK WESTERN TOTAL AV. SENT.	357	85 36	80 36	1 60	2 37	2 48	- -	252 21	249 21	- -	- -	1 60	2 4	2	18
HOMICIDE AV. SENT.	-	-	-	-	-	-	-	-	-	-	-	-	-	-	-
ROBBERY AV. SENT.	11	8 99	7 106	-	-	1 48	-	3 44	3 44	-	-	-	-	-	-
ASSAULT AV. SENT.	3	1 1	1 1	-	-	-	-	2 24	2 24	-	-	-	-	-	-
BURGLARY AV. SENT.	-	-	-	-	-	-	-	-	-	-	-	-	-	-	-
LARCENY AND THEFT AV. SENT.	131	15 36	14 34	1 60	-	-	-	115 14	114 14	-	-	-	1 6	1	-
EMBEZZLEMENT AV. SENT.	14	4 18	4 18	-	-	-	-	10 18	10 18	-	-	-	-	-	-
FRAUD AV. SENT.	74	18 23	16 21	-	2 37	-	-	45 30	44 29	-	-	1 60	-	-	11
AUTO THEFT AV. SENT.	1	-	-	-	-	-	-	1 24	1 24	-	-	-	-	-	-
FORGERY, COUNTERFEIT. AV. SENT.	15	6 42	6 42	-	-	-	-	9 32	9 32	-	-	-	-	-	-
SEX OFFENSES AV. SENT.	-	-	-	-	-	-	-	-	-	-	-	-	-	-	-
MARIJUANA AV. SENT.	3	2 33	2 33	-	-	-	-	1 48	1 40	-	-	-	-	-	-
NARCOTICS AV. SENT.	20	11 30	11 30	-	-	-	-	9 29	9 29	-	-	-	-	-	-
WEAPONS AND FIREARMS AV. SENT.	6	2 42	2 42	-	-	-	-	4 13	4 13	-	-	-	-	-	-
ESCAPE AV. SENT.	-	-	-	-	-	-	-	-	-	-	-	-	-	-	-
OTHER GENERAL OFFENSES AV. SENT.	18	7 45	7 45	-	-	-	-	11 38	11 38	-	-	-	-	-	-
IMMIGRATION LAWS AV. SENT.	5	1 18	1 18	-	-	-	-	4 42	4 42	-	-	-	-	-	-
LIQUOR, INTERNAL REV. AV. SENT.	-	-	-	-	-	-	-	-	-	-	-	-	-	-	-
SELECTIVE SERVICE ACT AV. SENT.	-	-	-	-	-	-	-	-	-	-	-	-	-	-	-
OTHER SPECIAL OFFENSES AV. SENT.	56	10 23	9 20	-	-	1 48	-	38 23	37 24	-	-	-	1 3	1	7

TABLE 4  
UNITED STATES DISTRICT COURTS  
TYPE OF SENTENCE FOR CONVICTED CRIMINAL DEFENDANTS  
TWELVE MONTH PERIOD ENDED JUNE 30, 1979

DISTRICT AND OFFENSE	TOTAL CON- VICTED	TYPE OF IMPRISONMENT						TYPE OF PROBATION					SUS- PENDED SEN- TENCE	FINE ONLY	
		TOTAL SEN- TENCED	ADULT			YOUTH CORREC- TIONS ACT	F.J. D.A.	TOTAL	ADULT			F.J. D.A.			NO SUPER- VISION
			REGULAR	INDETER- MINATE	MIXED				IMME- DIATE	DELAYED	SPLIT				
VERMONT															
TOTAL	53	14	12	-	1	1	-	39	39	-	-	-	-	-	-
AV. SENT.		26	25	-	9	48	-	32	32	-	-	-	-	-	-
HOMICIDE	-	-	-	-	-	-	-	-	-	-	-	-	-	-	-
AV. SENT.		-	-	-	-	-	-	-	-	-	-	-	-	-	-
ROBBERY	-	-	-	-	-	-	-	-	-	-	-	-	-	-	-
AV. SENT.		-	-	-	-	-	-	-	-	-	-	-	-	-	-
ASSAULT	-	-	-	-	-	-	-	-	-	-	-	-	-	-	-
AV. SENT.		-	-	-	-	-	-	-	-	-	-	-	-	-	-
BURGLARY	-	-	-	-	-	-	-	-	-	-	-	-	-	-	-
AV. SENT.		-	-	-	-	-	-	-	-	-	-	-	-	-	-
LARCENY AND THEFT	3	-	-	-	-	-	-	3	3	-	-	-	-	-	-
AV. SENT.		-	-	-	-	-	-	32	32	-	-	-	-	-	-
EMBEZZLEMENT	6	-	-	-	-	-	-	6	6	-	-	-	-	-	-
AV. SENT.		-	-	-	-	-	-	26	26	-	-	-	-	-	-
FRAUD	9	2	1	-	1	-	-	7	7	-	-	-	-	-	-
AV. SENT.		6	4	-	9	-	-	27	27	-	-	-	-	-	-
AUTO THEFT	-	-	-	-	-	-	-	-	-	-	-	-	-	-	-
AV. SENT.		-	-	-	-	-	-	-	-	-	-	-	-	-	-
FORGERY, COUNTERFEIT.	8	5	4	-	-	1	-	3	3	-	-	-	-	-	-
AV. SENT.		20	13	-	-	48	-	24	24	-	-	-	-	-	-
SEX OFFENSES	-	-	-	-	-	-	-	-	-	-	-	-	-	-	-
AV. SENT.		-	-	-	-	-	-	-	-	-	-	-	-	-	-
MARIHUANA	3	1	1	-	-	-	-	2	2	-	-	-	-	-	-
AV. SENT.		4	4	-	-	-	-	36	36	-	-	-	-	-	-
NARCOTICS	12	4	4	-	-	-	-	8	8	-	-	-	-	-	-
AV. SENT.		58	58	-	-	-	-	39	39	-	-	-	-	-	-
WEAPONS AND FIREARMS	1	-	-	-	-	-	-	1	1	-	-	-	-	-	-
AV. SENT.		-	-	-	-	-	-	36	36	-	-	-	-	-	-
ESCAPE	-	-	-	-	-	-	-	-	-	-	-	-	-	-	-
AV. SENT.		-	-	-	-	-	-	-	-	-	-	-	-	-	-
OTHER GENERAL OFFENSES	-	-	-	-	-	-	-	-	-	-	-	-	-	-	-
AV. SENT.		-	-	-	-	-	-	-	-	-	-	-	-	-	-
IMMIGRATION LAWS	9	1	1	-	-	-	-	8	8	-	-	-	-	-	-
AV. SENT.		12	12	-	-	-	-	38	38	-	-	-	-	-	-
LIQUOR, INTERNAL REV.	-	-	-	-	-	-	-	-	-	-	-	-	-	-	-
AV. SENT.		-	-	-	-	-	-	-	-	-	-	-	-	-	-
SELECTIVE SERVICE ACT	-	-	-	-	-	-	-	-	-	-	-	-	-	-	-
AV. SENT.		-	-	-	-	-	-	-	-	-	-	-	-	-	-
OTHER SPECIAL OFFENSES	2	1	1	-	-	-	-	1	1	-	-	-	-	-	-
AV. SENT.		1	1	-	-	-	-	24	24	-	-	-	-	-	-

TABLE 4  
UNITED STATES DISTRICT COURTS  
TYPE OF SENTENCE FOR CONVICTED CRIMINAL DEFENDANTS  
TWELVE MONTH PERIOD ENDED JUNE 30, 1979

DISTRICT AND OFFENSE	TOTAL CON- VICTED	TYPE OF IMPRISONMENT						TYPE OF PROBATION					SUS- PENDE SEN- TENCE	FINE ONLY	
		TOTAL SEN- TENCED	ADULT			YOUTH CORREC- TIONS ACT	F.J. D.A.	TOTAL	ADULT			F.J. D.A.			NO SUPER- VISION
			REGULAR	INDETER- MINATE	MIXED				IMME- DIATE	DELAYED	SPLIT				
DELAWARE															
TOTAL	79	40	33	1	3	3	-	36	36	-	-	-	-	2	1
AV. SENT.		24	19	48	30	72	-	21	21	-	-	-	-		
HOMICIDE	-	-	-	-	-	-	-	-	-	-	-	-	-	-	-
AV. SENT.		-	-	-	-	-	-	-	-	-	-	-	-	-	-
ROBBERY	1	-	-	-	-	-	-	1	1	-	-	-	-	-	-
AV. SENT.		-	-	-	-	-	-	60	60	-	-	-	-	-	-
ASSAULT	1	1	1	-	-	-	-	-	-	-	-	-	-	-	-
AV. SENT.		1	1	-	-	-	-	-	-	-	-	-	-	-	-
BURGLARY	-	-	-	-	-	-	-	-	-	-	-	-	-	-	-
AV. SENT.		-	-	-	-	-	-	-	-	-	-	-	-	-	-
LARCENY AND THEFT	12	6	3	1	-	2	-	6	6	-	-	-	-	-	-
AV. SENT.		39	6	48	-	44	-	34	34	-	-	-	-	-	-
EMBEZZLEMENT	8	6	6	-	-	-	-	2	2	-	-	-	-	-	-
AV. SENT.		15	15	-	-	-	-	36	36	-	-	-	-	-	-
FRAUD	13	5	5	-	-	-	-	8	8	-	-	-	-	-	-
AV. SENT.		24	24	-	-	-	-	19	19	-	-	-	-	-	-
AUTO THEFT	-	-	-	-	-	-	-	-	-	-	-	-	-	-	-
AV. SENT.		-	-	-	-	-	-	-	-	-	-	-	-	-	-
FORGERY, COUNTERFEIT.	10	10	9	-	-	1	-	-	-	-	-	-	-	-	-
AV. SENT.		30	28	-	-	48	-	-	-	-	-	-	-	-	-
SEX OFFENSES	-	-	-	-	-	-	-	-	-	-	-	-	-	-	-
AV. SENT.		-	-	-	-	-	-	-	-	-	-	-	-	-	-
MARIHUANA	3	2	1	-	1	-	-	1	1	-	-	-	-	-	-
AV. SENT.		15	6	-	24	-	-	12	12	-	-	-	-	-	-
NARCOTICS	10	9	7	-	2	-	-	1	1	-	-	-	-	-	-
AV. SENT.		23	20	-	33	-	-	60	60	-	-	-	-	-	-
WEAPONS AND FIREARMS	2	-	-	-	-	-	-	2	2	-	-	-	-	-	-
AV. SENT.		-	-	-	-	-	-	30	30	-	-	-	-	-	-
ESCAPE	-	-	-	-	-	-	-	-	-	-	-	-	-	-	-
AV. SENT.		-	-	-	-	-	-	-	-	-	-	-	-	-	-
OTHER GENERAL OFFENSES	2	-	-	-	-	-	-	1	1	-	-	-	-	-	1
AV. SENT.		-	-	-	-	-	-	12	12	-	-	-	-	-	-
IMMIGRATION LAWS	1	1	1	-	-	-	-	-	-	-	-	-	-	-	-
AV. SENT.		1	1	-	-	-	-	-	-	-	-	-	-	-	-
LIQUOR, INTERNAL REV.	-	-	-	-	-	-	-	-	-	-	-	-	-	-	-
AV. SENT.		-	-	-	-	-	-	-	-	-	-	-	-	-	-
SELECTIVE SERVICE ACT	-	-	-	-	-	-	-	-	-	-	-	-	-	-	-
AV. SENT.		-	-	-	-	-	-	-	-	-	-	-	-	-	-
OTHER SPECIAL OFFENSES	16	-	-	-	-	-	-	14	14	-	-	-	-	2	-
AV. SENT.		-	-	-	-	-	-	9	9	-	-	-	-	-	-

TABLE 4  
UNITED STATES DISTRICT COURTS  
TYPE OF SENTENCE FOR CONVICTED CRIMINAL DEFENDANTS  
TWELVE MONTH PERIOD ENDED JUNE 30, 1979

DISTRICT AND OFFENSE	TOTAL CON- VICTED	TYPE OF IMPRISONMENT						TYPE OF PROBATION						SUS- PEN- DED SEN- TENCE	FINE ONLY
		TOTAL SEN- TENCED	ADULT			YOUTH CORREC- TIONS ACT	F.J. D.A.	TOTAL	ADULT			F.J. D.A.	NO SUPER- VISION		
			REGULAR	INDETER- MINATE	MIXED				IMME- DIATE	DELAYED	SPLIT				
NEW JERSEY															
TOTAL	674	230	203	9	13	5	-	393	385	1	1	-	6	2	49
AV. SENT.		34	32	94	27	48	-	30	30	60	38	-	26		
HOMICIDE	-	-	-	-	-	-	-	-	-	-	-	-	-	-	-
AV. SENT.		-	-	-	-	-	-	-	-	-	-	-	-	-	-
ROBBERY	14	13	11	1	-	1	-	1	1	-	-	-	-	-	-
AV. SENT.		168	178	180	-	48	-	60	60	-	-	-	-	-	-
ASSAULT	6	3	3	-	-	-	-	3	3	-	-	-	-	-	-
AV. SENT.		24	24	-	-	-	-	52	52	-	-	-	-	-	-
BURGLARY	-	-	-	-	-	-	-	-	-	-	-	-	-	-	-
AV. SENT.		-	-	-	-	-	-	-	-	-	-	-	-	-	-
LARCENY AND THEFT	60	27	25	-	1	1	-	31	30	-	-	-	1	-	2
AV. SENT.		22	19	-	48	48	-	34	35	-	-	-	12		
EMBEZZLEMENT	43	16	12	-	3	1	-	31	31	-	-	-	-	-	1
AV. SENT.		22	20	-	22	48	-	29	29	-	-	-	-	-	
FRAUD	290	67	63	1	3	-	-	206	200	1	1	-	4	2	15
AV. SENT.		8	5	24	49	-	-	26	26	60	38	-	21		
AUTO THEFT	10	4	4	-	-	-	-	6	6	-	-	-	-	-	-
AV. SENT.		27	27	-	-	-	-	40	40	-	-	-	-	-	-
FORGERY, COUNTERFEIT.	71	34	31	-	2	1	-	37	37	-	-	-	-	-	-
AV. SENT.		22	21	-	18	48	-	42	42	-	-	-	-	-	-
SEX OFFENSES	-	-	-	-	-	-	-	-	-	-	-	-	-	-	-
AV. SENT.		-	-	-	-	-	-	-	-	-	-	-	-	-	-
MARIHUANA	1	-	-	-	-	-	-	1	1	-	-	-	-	-	-
AV. SENT.		-	-	-	-	-	-	12	12	-	-	-	-	-	-
NARCOTICS	40	28	24	1	2	1	-	12	12	-	-	-	-	-	-
AV. SENT.		32	34	18	15	48	-	41	41	-	-	-	-	-	-
WEAPONS AND FIREARMS	19	11	10	1	-	-	-	8	8	-	-	-	-	-	-
AV. SENT.		53	22	360	-	-	-	51	51	-	-	-	-	-	-
ESCAPE	4	1	1	-	-	-	-	3	3	-	-	-	-	-	-
AV. SENT.		12	12	-	-	-	-	25	25	-	-	-	-	-	-
OTHER GENERAL OFFENSES	34	14	7	5	2	-	-	19	19	-	-	-	-	-	1
AV. SENT.		27	12	52	18	-	-	38	38	-	-	-	-	-	
IMMIGRATION LAWS	7	3	3	-	-	-	-	4	3	-	-	-	1	-	-
AV. SENT.		13	13	-	-	-	-	42	36	-	-	-	60		
LIQUOR, INTERNAL REV.	-	-	-	-	-	-	-	-	-	-	-	-	-	-	-
AV. SENT.		-	-	-	-	-	-	-	-	-	-	-	-	-	-
SELECTIVE SERVICE ACT	-	-	-	-	-	-	-	-	-	-	-	-	-	-	-
AV. SENT.		-	-	-	-	-	-	-	-	-	-	-	-	-	-
OTHER SPECIAL OFFENSES	70	9	9	-	-	-	-	31	31	-	-	-	-	-	30
AV. SENT.		156	156	-	-	-	-	23	23	-	-	-	-	-	

TABLE 4  
UNITED STATES DISTRICT COURTS  
TYPE OF SENTENCE FOR CONVICTED CRIMINAL DEFENDANTS  
TWELVE MONTH PERIOD ENDED JUNE 30, 1979

DISTRICT AND OFFENSE	TOTAL CON- VICTED	TYPE OF IMPRISONMENT						TYPE OF PROBATION						SUS- PEN- DED SEN- TENCE	FINE ONLY
		TOTAL SEN- TENCED	ADULT			YOUTH CORREC- TIONS ACT	F.J. D.A.	TOTAL	ADULT			F.J. D.A.	NO SUPER- VISION		
			REGULAR	INDETER- MINATE	MIXED				IMME- DIATE	DELAYED	SPLIT				
PENNSYLVANIA EASTERN TOTAL AV. SENT.	492	221 36	138 35	18 47	50 30	15 50	- -	244 39	241 39	- -	- -	- -	3 42	- -	27
HOMICIDE AV. SENT.	-	-	-	-	-	-	-	-	-	-	-	-	-	-	-
ROBBERY AV. SENT.	20	16 101	9 146	1 120	1 15	7 53	- -	2 48	2 48	- -	- -	- -	- -	- -	-
ASSAULT AV. SENT.	3	3 21	1 4	- -	1 12	1 48	- -	- -	- -	- -	- -	- -	- -	- -	-
BURELARY AV. SENT.	-	-	-	-	-	-	-	-	-	-	-	-	-	-	-
LARCENY AND THEFT AV. SENT.	44	12 50	6 45	1 180	5 31	- -	- -	32 36	32 36	- -	- -	- -	- -	- -	-
EMBEZZLEMENT AV. SENT.	20	5 22	3 20	- -	2 27	- -	- -	15 37	15 37	- -	- -	- -	- -	- -	-
FRAUD AV. SENT.	143	38 18	26 10	1 60	10 33	1 48	- -	100 40	99 41	- -	- -	- -	1 6	- -	5
AUTO THEFT AV. SENT.	7	3 44	2 61	- -	1 9	- -	- -	4 39	4 39	- -	- -	- -	- -	- -	-
FORGERY, COUNTERFEIT. AV. SENT.	50	22 36	12 35	2 24	6 40	2 48	- -	28 41	28 41	- -	- -	- -	- -	- -	-
SEX OFFENSES AV. SENT.	-	-	-	-	-	-	-	-	-	-	-	-	-	-	-
MARIHUANA AV. SENT.	18	16 37	9 28	5 34	1 120	1 48	- -	2 60	2 60	- -	- -	- -	- -	- -	-
NARCOTICS AV. SENT.	61	48 32	32 30	4 36	10 35	2 48	- -	13 42	13 42	- -	- -	- -	- -	- -	-
WEAPONS AND FIREARMS AV. SENT.	18	8 21	4 22	1 24	3 20	- -	- -	10 34	10 34	- -	- -	- -	- -	- -	-
ESCAPE AV. SENT.	3	1 48	- -	1 48	- -	- -	- -	1 36	1 36	- -	- -	- -	- -	- -	1
OTHER GENERAL OFFENSES AV. SENT.	41	29 38	22 43	2 30	5 22	- -	- -	11 38	11 38	- -	- -	- -	- -	- -	1
IMMIGRATION LAWS AV. SENT.	2	-	-	-	-	-	-	2 60	- -	- -	- -	- -	2 60	- -	-
LIQUOR, INTERNAL REV. AV. SENT.	-	-	-	-	-	-	-	-	-	-	-	-	-	-	-
SELECTIVE SERVICE ACT AV. SENT.	-	-	-	-	-	-	-	-	-	-	-	-	-	-	-
OTHER SPECIAL OFFENSES AV. SENT.	62	18 15	12 13	- -	5 13	1 48	- -	24 30	24 30	- -	- -	- -	- -	- -	20

**TABLE 4**  
**UNITED STATES DISTRICT COURTS**  
**TYPE OF SENTENCE FOR CONVICTED CRIMINAL DEFENDANTS**  
**TWELVE MONTH PERIOD ENDED JUNE 30, 1979**

DISTRICT AND OFFENSE	TOTAL CON- VICTED	TYPE OF IMPRISONMENT						TYPE OF PROBATION						SUS- PEN- DED SEN- TENCE	FINE ONLY
		TOTAL SEN- TENCED	ADULT			YOUTH CORREC- TIONS ACT	F.J. D.A.	TOTAL	ADULT			F.J. D.A.	NO SUPER- VISION		
			REGULAR	INDETER- MINATE	MIXED				IMME- DIATE	DELAYED	SPLIT				
PENNSYLVANIA MIDDLE TOTAL	103	56	48	3	4	1	-	30	28	-	-	-	2	-	17
AV. SENT.		22	17	104	21	48	-	29	30	-	-	-	12	-	
HOMICIDE	-	-	-	-	-	-	-	-	-	-	-	-	-	-	-
AV. SENT.		-	-	-	-	-	-	-	-	-	-	-	-	-	-
ROBBERY	5	5	2	3	-	-	-	-	-	-	-	-	-	-	-
AV. SENT.		110	120	104	-	-	-	-	-	-	-	-	-	-	-
ASSAULT	-	-	-	-	-	-	-	-	-	-	-	-	-	-	-
AV. SENT.		-	-	-	-	-	-	-	-	-	-	-	-	-	-
BURGLARY	-	-	-	-	-	-	-	-	-	-	-	-	-	-	-
AV. SENT.		-	-	-	-	-	-	-	-	-	-	-	-	-	-
LARCENY AND THEFT	11	3	2	-	1	-	-	5	5	-	-	-	-	-	3
AV. SENT.		28	36	-	12	-	-	24	24	-	-	-	-	-	
EMBEZZLEMENT	11	2	1	-	1	-	-	8	6	-	-	-	2	-	1
AV. SENT.		30	24	-	36	-	-	27	32	-	-	-	12	-	
FRAUD	12	7	5	-	2	-	-	4	4	-	-	-	-	-	1
AV. SENT.		27	30	-	18	-	-	49	49	-	-	-	-	-	
AUTO THEFT	-	-	-	-	-	-	-	-	-	-	-	-	-	-	-
AV. SENT.		-	-	-	-	-	-	-	-	-	-	-	-	-	-
FORGERY, COUNTERFEIT.	8	5	5	-	-	-	-	3	3	-	-	-	-	-	-
AV. SENT.		19	19	-	-	-	-	28	28	-	-	-	-	-	-
SEX OFFENSES	-	-	-	-	-	-	-	-	-	-	-	-	-	-	-
AV. SENT.		-	-	-	-	-	-	-	-	-	-	-	-	-	-
MARIHUANA	8	7	7	-	-	-	-	1	1	-	-	-	-	-	-
AV. SENT.		1	1	-	-	-	-	36	36	-	-	-	-	-	-
NARCOTICS	8	6	6	-	-	-	-	1	1	-	-	-	-	-	1
AV. SENT.		9	9	-	-	-	-	36	36	-	-	-	-	-	
WEAPONS AND FIREARMS	5	2	1	-	-	1	-	2	2	-	-	-	-	-	1
AV. SENT.		26	4	-	-	48	-	30	30	-	-	-	-	-	
ESCAPE	14	14	14	-	-	-	-	-	-	-	-	-	-	-	-
AV. SENT.		9	9	-	-	-	-	-	-	-	-	-	-	-	-
OTHER GENERAL OFFENSES	7	5	5	-	-	-	-	1	1	-	-	-	-	-	1
AV. SENT.		6	6	-	-	-	-	36	36	-	-	-	-	-	
IMMIGRATION LAWS	-	-	-	-	-	-	-	-	-	-	-	-	-	-	-
AV. SENT.		-	-	-	-	-	-	-	-	-	-	-	-	-	-
LIQUOR, INTERNAL REV.	-	-	-	-	-	-	-	-	-	-	-	-	-	-	-
AV. SENT.		-	-	-	-	-	-	-	-	-	-	-	-	-	-
SELECTIVE SERVICE ACT	-	-	-	-	-	-	-	-	-	-	-	-	-	-	-
AV. SENT.		-	-	-	-	-	-	-	-	-	-	-	-	-	-
OTHER SPECIAL OFFENSES	14	-	-	-	-	-	-	5	5	-	-	-	-	-	9
AV. SENT.		-	-	-	-	-	-	19	19	-	-	-	-	-	

**TABLE 4**  
**UNITED STATES DISTRICT COURTS**  
**TYPE OF SENTENCE FOR CONVICTED CRIMINAL DEFENDANTS**  
**TWELVE MONTH PERIOD ENDED JUNE 30, 1979**

DISTRICT AND OFFENSE	TOTAL CON- VICTED	TYPE OF IMPRISONMENT						TYPE OF PROBATION						SUS- PEN- DED SEN- TENCE	FINE ONLY
		TOTAL SEN- TENCED	ADULT			YOUTH CORREC- TIONS ACT	F.J. D.A.	TOTAL	ADULT			F.J. D.A.	NO SUPER- VISION		
			REGULAR	INDETER- MINATE	MIXED				IMME- DIATE	DELAYED	SPLIT				
PENNSYLVANIA WESTERN TOTAL AV. SENT.	359	173 58	135 55	13 113	19 39	6 64	-	170 39	168 39	1 60	1 27	-	-	-	16
HOMICIDE AV. SENT.	-	-	-	-	-	-	-	-	-	-	-	-	-	-	-
ROBBERY AV. SENT.	28	25 171	15 192	6 184	-	4 72	-	3 52	3 52	-	-	-	-	-	-
ASSAULT AV. SENT.	1	-	-	-	-	-	-	1 60	1 60	-	-	-	-	-	-
BURGLARY AV. SENT.	-	-	-	-	-	-	-	-	-	-	-	-	-	-	-
LARCENY AND THEFT AV. SENT.	22	12 31	11 30	-	-	1 48	-	9 41	9 41	-	-	-	-	-	1
EMBEZZLEMENT AV. SENT.	22	6 5	5 4	-	1 12	-	-	16 40	16 40	-	-	-	-	-	-
FRAUD AV. SENT.	83	31 20	19 7	1 36	11 41	-	-	47 33	46 34	-	1 27	-	-	-	5
AUTO THEFT AV. SENT.	2	2 72	1 120	1 24	-	-	-	-	-	-	-	-	-	-	-
FORGERY, COUNTERFEIT. AV. SENT.	56	23 53	21 66	1 36	1 24	-	-	33 36	32 35	1 60	-	-	-	-	-
SEX OFFENSES AV. SENT.	-	-	-	-	-	-	-	-	-	-	-	-	-	-	-
MARIHUANA AV. SENT.	10	5 22	4 25	-	1 12	-	-	5 50	5 50	-	-	-	-	-	-
NARCOTICS AV. SENT.	59	41 57	34 57	4 67	3 54	-	-	18 45	18 45	-	-	-	-	-	-
WEAPONS AND FIREARMS AV. SENT.	26	10 27	9 25	-	-	1 48	-	15 38	15 38	-	-	-	-	-	1
ESCAPE AV. SENT.	1	1 36	1 36	-	-	-	-	-	-	-	-	-	-	-	-
OTHER GENERAL OFFENSES AV. SENT.	26	9 29	7 27	-	2 36	-	-	16 46	16 46	-	-	-	-	-	1
IMMIGRATION LAWS AV. SENT.	3	1 24	1 24	-	-	-	-	2 24	2 24	-	-	-	-	-	-
LIQUOR, INTERNAL REV. AV. SENT.	-	-	-	-	-	-	-	-	-	-	-	-	-	-	-
SELECTIVE SERVICE ACT AV. SENT.	-	-	-	-	-	-	-	-	-	-	-	-	-	-	-
OTHER SPECIAL OFFENSES AV. SENT.	20	7 4	7 4	-	-	-	-	5 33	5 33	-	-	-	-	-	8

**TABLE 4**  
**UNITED STATES DISTRICT COURTS**  
**TYPE OF SENTENCE FOR CONVICTED CRIMINAL DEFENDANTS**  
**TWELVE MONTH PERIOD ENDED JUNE 30, 1979**

DISTRICT AND OFFENSE	TOTAL CON- VICTED	TYPE OF IMPRISONMENT						TYPE OF PROBATION					SUS- PENDE SEN- TENCE	FINE ONLY	
		TOTAL SEN- TENCED	ADULT			YOUTH CORREC- TIONS ACT	F.J. D.A.	TOTAL	ADULT			F.J. D.A.			NO SUPER- VISION
			REGULAR	INDETER- MINATE	MIXED				IMME- DIATE	DELAYED	SPLIT				
VIRGIN ISLANDS TOTAL	279	149	148	-	1	-	-	121	106	-	-	-	15	3	6
AV. SENT.		61	61	-	60	-	-	16	16	-	-	-	14		
HOMICIDE	11	10	10	-	-	-	-	1	1	-	-	-	-	-	-
AV. SENT.		392	392	-	-	-	-	12	12	-	-	-	-	-	-
ROBBERY	18	13	13	-	-	-	-	5	5	-	-	-	-	-	-
AV. SENT.		55	55	-	-	-	-	13	13	-	-	-	-	-	-
ASSAULT	25	17	17	-	-	-	-	7	7	-	-	-	-	1	-
AV. SENT.		30	30	-	-	-	-	18	18	-	-	-	-		
BURGLARY	22	12	11	-	1	-	-	10	10	-	-	-	-	-	-
AV. SENT.		21	17	-	60	-	-	13	13	-	-	-	-	-	-
LARCENY AND THEFT	62	22	22	-	-	-	-	40	37	-	-	-	3	-	-
AV. SENT.		23	23	-	-	-	-	17	18	-	-	-	11	-	-
EMBEZZLEMENT	7	6	6	-	-	-	-	1	1	-	-	-	-	-	-
AV. SENT.		10	10	-	-	-	-	12	12	-	-	-	-	-	-
FRAUD	17	12	12	-	-	-	-	5	2	-	-	-	3	-	-
AV. SENT.		16	16	-	-	-	-	18	15	-	-	-	20	-	-
AUTO THEFT	7	5	5	-	-	-	-	2	2	-	-	-	-	-	-
AV. SENT.		27	27	-	-	-	-	24	24	-	-	-	-	-	-
FORGERY, COUNTERFEIT.	9	2	2	-	-	-	-	7	7	-	-	-	-	-	-
AV. SENT.		4	4	-	-	-	-	15	15	-	-	-	-	-	-
SEX OFFENSES	9	8	8	-	-	-	-	1	1	-	-	-	-	-	-
AV. SENT.		162	162	-	-	-	-	11	11	-	-	-	-	-	-
MARIHUANA	19	7	7	-	-	-	-	12	12	-	-	-	-	-	-
AV. SENT.		2	2	-	-	-	-	15	15	-	-	-	-	-	-
NARCOTICS	7	3	3	-	-	-	-	4	3	-	-	-	1	-	-
AV. SENT.		68	68	-	-	-	-	12	14	-	-	-	6	-	-
WEAPONS AND FIREARMS	15	5	5	-	-	-	-	8	8	-	-	-	-	-	2
AV. SENT.		38	38	-	-	-	-	9	9	-	-	-	-	-	
ESCAPE	6	6	6	-	-	-	-	-	-	-	-	-	-	-	-
AV. SENT.		29	29	-	-	-	-	-	-	-	-	-	-	-	-
OTHER GENERAL OFFENSES	11	5	5	-	-	-	-	4	4	-	-	-	-	1	1
AV. SENT.		186	186	-	-	-	-	33	23	-	-	-	-		
IMMIGRATION LAWS	23	16	16	-	-	-	-	7	3	-	-	-	4	-	-
AV. SENT.		4	4	-	-	-	-	21	22	-	-	-	20	-	-
LIQUOR, INTERNAL REV.	-	-	-	-	-	-	-	-	-	-	-	-	-	-	-
AV. SENT.		-	-	-	-	-	-	-	-	-	-	-	-	-	-
SELECTIVE SERVICE ACT	-	-	-	-	-	-	-	-	-	-	-	-	-	-	-
AV. SENT.		-	-	-	-	-	-	-	-	-	-	-	-	-	-
OTHER SPECIAL OFFENSES	11	-	-	-	-	-	-	7	3	-	-	-	4	1	3
AV. SENT.		-	-	-	-	-	-	10	12	-	-	-	9		

**TABLE 4**  
**UNITED STATES DISTRICT COURTS**  
**TYPE OF SENTENCE FOR CONVICTED CRIMINAL DEFENDANTS**  
**TWELVE MONTH PERIOD ENDED JUNE 30, 1979**

DISTRICT AND OFFENSE	TOTAL CON- VICTED	TYPE OF IMPRISONMENT						TYPE OF PROBATION						SUS- PENDED SEN- TENCE	FINE ONLY
		TOTAL SEN- TENCED	ADULT			YOUTH CORREC- TIONS ACT	F.J. D.A.	TOTAL	ADULT			F.J. D.A.	NO SUPER- VISION		
			REGULAR	INDETER- MINATE	MIXED				IMME- DIATE	DELAYED	SPLIT				
MARYLAND															
TOTAL	665	316	254	45	3	12	2	297	290	1	-	-	6	4	48
AV. SENT.		55	44	115	30	77	-	24	25	18	-	-	11		
HOMICIDE	-	-	-	-	-	-	-	-	-	-	-	-	-	-	-
AV. SENT.		-	-	-	-	-	-	-	-	-	-	-	-	-	-
ROBBERY	44	44	25	15	-	4	-	-	-	-	-	-	-	-	-
AV. SENT.		201	221	189	-	117	-	-	-	-	-	-	-	-	-
ASSAULT	5	4	4	-	-	-	-	1	1	-	-	-	-	-	-
AV. SENT.		4	4	-	-	-	-	36	36	-	-	-	-	-	-
BURGLARY	5	3	3	-	-	-	-	2	2	-	-	-	-	-	-
AV. SENT.		42	42	-	-	-	-	48	48	-	-	-	-	-	-
LARCENY AND THEFT	159	46	35	6	1	3	1	93	38	1	-	-	4	-	20
AV. SENT.		47	38	90	72	72	-	16	17	18	-	-	10		
EMBEZZLEMENT	23	11	11	-	-	-	-	12	12	-	-	-	-	-	-
AV. SENT.		11	11	-	-	-	-	36	36	-	-	-	-	-	-
FRAUD	112	62	60	1	-	1	-	49	47	-	-	-	2	-	1
AV. SENT.		11	11	24	-	48	-	41	42	-	-	-	12		
AUTO THEFT	1	1	1	-	-	-	-	-	-	-	-	-	-	-	-
AV. SENT.		48	48	-	-	-	-	-	-	-	-	-	-	-	-
FORGERY, COUNTERFEIT.	22	16	13	3	-	-	-	6	6	-	-	-	-	-	-
AV. SENT.		24	20	40	-	-	-	38	38	-	-	-	-	-	-
SEX OFFENSES	4	4	2	1	-	-	1	-	-	-	-	-	-	-	-
AV. SENT.		84	139	60	-	-	-	-	-	-	-	-	-	-	-
MARIHUANA	14	3	3	-	-	-	-	9	9	-	-	-	-	-	2
AV. SENT.		44	44	-	-	-	-	12	12	-	-	-	-	-	
NARCOTICS	67	47	34	10	-	3	-	20	20	-	-	-	-	-	-
AV. SENT.		56	44	99	-	48	-	22	22	-	-	-	-	-	-
WEAPONS AND FIREARMS	29	16	13	3	-	-	-	13	13	-	-	-	-	-	-
AV. SENT.		26	17	66	-	-	-	36	36	-	-	-	-	-	-
ESCAPE	12	2	2	-	-	-	-	8	8	-	-	-	-	1	1
AV. SENT.		5	5	-	-	-	-	30	30	-	-	-	-		
OTHER GENERAL OFFENSES	133	39	35	2	2	-	-	73	73	-	-	-	-	3	18
AV. SENT.		25	23	78	10	-	-	17	17	-	-	-	-		
IMMIGRATION LAWS	3	2	2	-	-	-	-	1	1	-	-	-	-	-	-
AV. SENT.		2	2	-	-	-	-	48	48	-	-	-	-	-	-
LIQUOR, INTERNAL REV.	-	-	-	-	-	-	-	-	-	-	-	-	-	-	-
AV. SENT.		-	-	-	-	-	-	-	-	-	-	-	-	-	-
SELECTIVE SERVICE ACT	-	-	-	-	-	-	-	-	-	-	-	-	-	-	-
AV. SENT.		-	-	-	-	-	-	-	-	-	-	-	-	-	-
OTHER SPECIAL OFFENSES	32	16	11	4	-	1	-	10	10	-	-	-	-	-	6
AV. SENT.		32	19	64	-	48	-	34	34	-	-	-	-	-	

**TABLE 4**  
**UNITED STATES DISTRICT COURTS**  
**TYPE OF SENTENCE FOR CONVICTED CRIMINAL DEFENDANTS**  
**TWELVE MONTH PERIOD ENDED JUNE 30, 1979**

DISTRICT AND OFFENSE	TOTAL CON- VICTED	TYPE OF IMPRISONMENT						TYPE OF PROBATION						SUS- PENDE D SEN- TENCE	FINE ONLY
		TOTAL SEN- TENCED	ADULT			YOUTH CORREC- TIONS ACT	F.J. D.A.	TOTAL	ADULT			F.J. D.A.	NO SUPER- VISION		
			REGULAR	INDETER- MINATE	MIXED				IMME- DIATE	DELAYED	SPLIT				
NORTH CAROLINA EASTERN TOTAL	239	109	77	18	3	11	-	129	129	-	-	-	-	1	-
AV. SENT.		52	41	92	44	73	-	45	45	-	-	-	-		
HOMICIDE	-	-	-	-	-	-	-	-	-	-	-	-	-	-	-
AV. SENT.		-	-	-	-	-	-	-	-	-	-	-	-		
ROBBERY	13	11	3	5	-	3	-	1	1	-	-	-	-	1	-
AV. SENT.		170	138	208	-	140	-	60	60	-	-	-	-		
ASSAULT	4	4	2	1	-	1	-	-	-	-	-	-	-	-	-
AV. SENT.		135	223	36	-	48	-	-	-	-	-	-	-		
BURGLARY	1	1	-	1	-	-	-	-	-	-	-	-	-	-	-
AV. SENT.		60	-	60	-	-	-	-	-	-	-	-	-		
LARCENY AND THEFT	38	17	13	1	-	3	-	21	21	-	-	-	-	-	-
AV. SENT.		22	16	36	-	48	-	49	49	-	-	-	-		
EMBEZZLEMENT	14	3	3	-	-	-	-	11	11	-	-	-	-	-	-
AV. SENT.		6	6	-	-	-	-	60	60	-	-	-	-		
FRAUD	55	15	13	-	2	-	-	40	40	-	-	-	-	-	-
AV. SENT.		22	19	-	36	-	-	40	40	-	-	-	-		
AUTO THEFT	2	2	-	2	-	-	-	-	-	-	-	-	-	-	-
AV. SENT.		60	-	60	-	-	-	-	-	-	-	-	-		
FORGERY, COUNTERFEIT.	30	11	7	1	1	2	-	19	19	-	-	-	-	-	-
AV. SENT.		31	18	60	60	48	-	51	51	-	-	-	-		
SEX OFFENSES	-	-	-	-	-	-	-	-	-	-	-	-	-	-	-
AV. SENT.		-	-	-	-	-	-	-	-	-	-	-	-		
MARIHUANA	12	12	10	1	-	1	-	-	-	-	-	-	-	-	-
AV. SENT.		53	53	60	-	48	-	-	-	-	-	-	-		
NARCOTICS	23	20	15	5	-	-	-	3	3	-	-	-	-	-	-
AV. SENT.		38	36	44	-	-	-	52	52	-	-	-	-		
WEAPONS AND FIREARMS	12	2	1	1	-	-	-	10	10	-	-	-	-	-	-
AV. SENT.		15	6	24	-	-	-	46	46	-	-	-	-		
ESCA.	3	2	2	-	-	-	-	1	1	-	-	-	-	-	-
AV. SENT.		4	4	-	-	-	-	60	60	-	-	-	-		
OTHER GENERAL OFFENSES	13	8	7	-	-	1	-	5	5	-	-	-	-	-	-
AV. SENT.		78	82	-	-	48	-	53	53	-	-	-	-		
IMMIGRATION LAWS	1	-	-	-	-	-	-	1	1	-	-	-	-	-	-
AV. SENT.		-	-	-	-	-	-	60	60	-	-	-	-		
LIQUOR, INTERNAL REV.	10	-	-	-	-	-	-	10	10	-	-	-	-	-	-
AV. SENT.		-	-	-	-	-	-	32	32	-	-	-	-		
SELECTIVE SERVICE ACT	-	-	-	-	-	-	-	-	-	-	-	-	-	-	-
AV. SENT.		-	-	-	-	-	-	-	-	-	-	-	-		
OTHER SPECIAL OFFENSES	8	1	1	-	-	-	-	7	7	-	-	-	-	-	-
AV. SENT.		6	6	-	-	-	-	32	32	-	-	-	-		

**TABLE 4**  
**UNITED STATES DISTRICT COURTS**  
**TYPE OF SENTENCE FOR CONVICTED CRIMINAL DEFENDANTS**  
**TWELVE MONTH PERIOD ENDED JUNE 30, 1979**

DISTRICT AND OFFENSE	TOTAL CON- VICTED	TYPE OF IMPRISONMENT						TYPE OF PROBATION						SUS- PENDE D SEN- TENCE	FINE ONLY
		TOTAL SEN- TENCED	ADULT			YOUTH CORREC- TIONS ACT	F.J. D.A.	TOTAL	ADULT			F.J. D.A.	NO SUPER- VISION		
			REGULAR	INDETER- MINATE	MIXED				IMME- DIATE	DELAYED	SPLIT				
NORTH CAROLINA MIDDLE TOTAL	205	153	141	4	2	5	1	52	49	-	-	3	-	-	-
AV. SENT.		42	39	112	16	100	-	49	51	-	-	20	-	-	-
HOMICIDE	-	-	-	-	-	-	-	-	-	-	-	-	-	-	-
AV. SENT.		-	-	-	-	-	-	-	-	-	-	-	-	-	-
ROBBERY	15	15	10	2	-	3	-	-	-	-	-	-	-	-	-
AV. SENT.		187	205	174	-	136	-	-	-	-	-	-	-	-	-
ASSAULT	1	1	1	-	-	-	-	-	-	-	-	-	-	-	-
AV. SENT.		12	12	-	-	-	-	-	-	-	-	-	-	-	-
BURGLARY	2	1	1	-	-	-	-	1	-	-	-	1	-	-	-
AV. SENT.		60	60	-	-	-	-	42	-	-	-	42	-	-	-
LARCENY AND THEFT	56	44	42	-	-	2	-	12	11	-	-	1	-	-	-
AV. SENT.		10	17	-	-	48	-	55	58	-	-	20	-	-	-
EMBEZZLEMENT	14	6	6	-	-	-	-	8	8	-	-	-	-	-	-
AV. SENT.		4	4	-	-	-	-	49	49	-	-	-	-	-	-
FRAUD	30	15	13	1	1	-	-	15	15	-	-	-	-	-	-
AV. SENT.		30	32	18	15	-	-	40	40	-	-	-	-	-	-
AUTO THEFT	3	3	3	-	-	-	-	-	-	-	-	-	-	-	-
AV. SENT.		31	31	-	-	-	-	-	-	-	-	-	-	-	-
FORGERY, COUNTERFEIT.	22	17	16	-	-	-	1	5	4	-	-	1	-	-	-
AV. SENT.		24	26	-	-	-	-	48	60	-	-	-	-	-	-
SEX OFFENSES	-	-	-	-	-	-	-	-	-	-	-	-	-	-	-
AV. SENT.		-	-	-	-	-	-	-	-	-	-	-	-	-	-
MARIHUANA	-	-	-	-	-	-	-	-	-	-	-	-	-	-	-
AV. SENT.		-	-	-	-	-	-	-	-	-	-	-	-	-	-
NARCOTICS	17	17	16	1	-	-	-	-	-	-	-	-	-	-	-
AV. SENT.		47	46	84	-	-	-	-	-	-	-	-	-	-	-
WEAPONS AND FIREARMS	12	9	9	-	-	-	-	3	3	-	-	-	-	-	-
AV. SENT.		22	22	-	-	-	-	52	52	-	-	-	-	-	-
ESCAPE	4	3	3	-	-	-	-	1	1	-	-	-	-	-	-
AV. SENT.		16	16	-	-	-	-	60	60	-	-	-	-	-	-
OTHER GENERAL OFFENSES	8	7	7	-	-	-	-	1	1	-	-	-	-	-	-
AV. SENT.		94	94	-	-	-	-	60	60	-	-	-	-	-	-
IMMIGRATION LAWS	-	-	-	-	-	-	-	-	-	-	-	-	-	-	-
AV. SENT.		-	-	-	-	-	-	-	-	-	-	-	-	-	-
LIQUOR, INTERNAL REV.	16	14	13	-	1	-	-	2	2	-	-	-	-	-	-
AV. SENT.		10	9	-	18	-	-	60	60	-	-	-	-	-	-
SELECTIVE SERVICE ACT	-	-	-	-	-	-	-	-	-	-	-	-	-	-	-
AV. SENT.		-	-	-	-	-	-	-	-	-	-	-	-	-	-
OTHER SPECIAL OFFENSES	5	1	1	-	-	-	-	4	4	-	-	-	-	-	-
AV. SENT.		6	6	-	-	-	-	54	54	-	-	-	-	-	-

**TABLE 4**  
**UNITED STATES DISTRICT COURTS**  
**TYPE OF SENTENCE FOR CONVICTED CRIMINAL DEFENDANTS**  
**TWELVE MONTH PERIOD ENDED JUNE 30, 1979**

DISTRICT AND OFFENSE	TOTAL CON- VICTED	TYPE OF IMPRISONMENT						TYPE OF PROBATION						SUS- PEN- DED SEN- TENCE	FINE ONLY
		TOTAL SEN- TENCED	ADULT			YOUTH CORREC- TIONS ACT	F.J. D.A.	TOTAL	ADULT			F.J. D.A.	NO SUPER- VISION		
			REGULAR	INDETER- MINATE	MIXED				IMME- DIATE	DELAYED	SPLIT				
NORTH CAROLINA WESTERN TOTAL	268	69	56	5	4	4	-	184	182	-	-	-	2	-	15
AV. SENT.		73	78	64	45	48	-	36	36	-	-	-	18	-	
HOMICIDE	1	1	1	-	-	-	-	-	-	-	-	-	-	-	-
AV. SENT.		48	48	-	-	-	-	-	-	-	-	-	-	-	-
ROBBERY	12	12	11	1	-	-	-	-	-	-	-	-	-	-	-
AV. SENT.		162	161	168	-	-	-	-	-	-	-	-	-	-	-
ASSAULT	7	1	1	-	-	-	-	6	6	-	-	-	-	-	-
AV. SENT.		60	60	-	-	-	-	30	30	-	-	-	-	-	-
BURGLARY	-	-	-	-	-	-	-	-	-	-	-	-	-	-	-
AV. SENT.		-	-	-	-	-	-	-	-	-	-	-	-	-	-
LARCENY AND THEFT	53	14	10	1	1	2	-	39	39	-	-	-	-	-	-
AV. SENT.		58	62	60	36	48	-	37	37	-	-	-	-	-	-
EMBEZZLEMENT	15	-	-	-	-	-	-	15	13	-	-	-	2	-	-
AV. SENT.		-	-	-	-	-	-	36	39	-	-	-	18	-	-
FRAUD	42	7	6	-	1	-	-	31	31	-	-	-	-	-	4
AV. SENT.		48	50	-	36	-	-	39	39	-	-	-	-	-	-
AUTO THEFT	10	9	3	2	2	2	-	1	1	-	-	-	-	-	-
AV. SENT.		45	44	36	54	48	-	60	60	-	-	-	-	-	-
FORGERY, COUNTERFEIT.	48	10	9	1	-	-	-	38	38	-	-	-	-	-	-
AV. SENT.		32	33	24	-	-	-	44	44	-	-	-	-	-	-
SEX OFFENSES	1	1	1	-	-	-	-	-	-	-	-	-	-	-	-
AV. SENT.		60	60	-	-	-	-	-	-	-	-	-	-	-	-
MARIHUANA	5	-	-	-	-	-	-	5	5	-	-	-	-	-	-
AV. SENT.		-	-	-	-	-	-	16	16	-	-	-	-	-	-
NARCOTICS	2	1	1	-	-	-	-	1	1	-	-	-	-	-	-
AV. SENT.		36	36	-	-	-	-	12	12	-	-	-	-	-	-
WEAPONS AND FIREARMS	21	4	4	-	-	-	-	17	17	-	-	-	-	-	-
AV. SENT.		15	15	-	-	-	-	33	33	-	-	-	-	-	-
ESCAPE	1	1	1	-	-	-	-	-	-	-	-	-	-	-	-
AV. SENT.		12	12	-	-	-	-	-	-	-	-	-	-	-	-
OTHER GENERAL OFFENSES	12	8	8	-	-	-	-	4	4	-	-	-	-	-	-
AV. SENT.		120	120	-	-	-	-	36	36	-	-	-	-	-	-
IMMIGRATION LAWS	2	-	-	-	-	-	-	2	2	-	-	-	-	-	-
AV. SENT.		-	-	-	-	-	-	24	24	-	-	-	-	-	-
LIQUOR, INTERNAL REV.	5	-	-	-	-	-	-	5	5	-	-	-	-	-	-
AV. SENT.		-	-	-	-	-	-	24	24	-	-	-	-	-	-
SELECTIVE SERVICE ACT	-	-	-	-	-	-	-	-	-	-	-	-	-	-	-
AV. SENT.		-	-	-	-	-	-	-	-	-	-	-	-	-	-
OTHER SPECIAL OFFENSES	31	-	-	-	-	-	-	20	20	-	-	-	-	-	11
AV. SENT.		-	-	-	-	-	-	32	32	-	-	-	-	-	-

**TABLE 4**  
**UNITED STATES DISTRICT COURTS**  
**TYPE OF SENTENCE FOR CONVICTED CRIMINAL DEFENDANTS**  
**TWELVE MONTH PERIOD ENDED JUNE 30, 1979**

DISTRICT AND OFFENSE	TOTAL CON- VICTED	TYPE OF IMPRISONMENT						TYPE OF PROBATION						SUS- PENDE SEN- TENCE	FINE ONLY
		TOTAL SEN- TENCED	ADULT			YOUTH CORREC- TIONS ACT	F.J. D.A.	TOTAL	ADULT			F.J. D.A.	NO SUPER- VISION		
			REGULAR	INDETER- MINATE	MIXED				IMME- DIATE	DELAYED	SPLIT				
SOUTH CAROLINA TOTAL AV. SENT.	353 49	166 49	141 49	3 52	4 58	16 51	2 -	180 42	178 42	- -	- -	- -	2 21	-	7
HOMICIDE AV. SENT.	- -	- -	- -	- -	- -	- -	- -	- -	- -	- -	- -	- -	- -	-	-
ROBBERY AV. SENT.	18 162	18 162	14 190	- -	- -	4 63	- -	- -	- -	- -	- -	- -	- -	-	-
ASSAULT AV. SENT.	4 33	2 33	2 33	- -	- -	- -	- -	2 54	2 54	- -	- -	- -	- -	-	-
BURGLARY AV. SENT.	- -	- -	- -	- -	- -	- -	- -	- -	- -	- -	- -	- -	- -	-	-
LARCENY AND THEFT AV. SENT.	56 28	29 28	24 24	2 54	- -	3 48	- -	27 43	27 43	- -	- -	- -	- -	-	-
EMBEZZLEMENT AV. SENT.	20 9	5 9	5 9	- -	- -	- -	- -	15 41	15 41	- -	- -	- -	- -	-	-
FRAUD AV. SENT.	69 28	11 28	10 29	- 18	1 -	- -	- -	57 41	57 41	- -	- -	- -	- -	-	1
AUTO THEFT AV. SENT.	40 43	19 43	16 38	- 72	3 -	- -	- -	21 45	21 45	- -	- -	- -	- -	-	-
FORGERY, COUNTERFEIT. AV. SENT.	36 47	19 47	14 47	1 48	- -	4 48	- -	17 44	17 44	- -	- -	- -	- -	-	-
SEX OFFENSES AV. SENT.	1 -	1 -	- -	- -	- -	- -	1 -	- -	- -	- -	- -	- -	- -	-	-
MARIHUANA AV. SENT.	29 28	26 28	25 27	- -	- -	1 48	- -	3 44	3 44	- -	- -	- -	- -	-	-
NARCOTICS AV. SENT.	19 64	18 64	16 66	- -	- -	2 48	- -	1 60	1 60	- -	- -	- -	- -	-	-
WEAPONS AND FIREARMS AV. SENT.	22 25	8 25	8 25	- -	- -	- -	- -	13 40	12 41	- -	- -	- -	1 36	-	1
ESCAPE AV. SENT.	4 10	4 10	4 10	- -	- -	- -	- -	- -	- -	- -	- -	- -	- -	-	-
OTHER GENERAL OFFENSES AV. SENT.	10 32	3 32	- -	- -	- -	2 48	1 -	5 36	5 36	- -	- -	- -	- -	-	2
IMMIGRATION LAWS AV. SENT.	- -	- -	- -	- -	- -	- -	- -	- -	- -	- -	- -	- -	- -	-	-
LIQUOR, INTERNAL REV. AV. SENT.	1 2	1 2	1 2	- -	- -	- -	- -	- -	- -	- -	- -	- -	- -	-	-
SELECTIVE SERVICE ACT AV. SENT.	- -	- -	- -	- -	- -	- -	- -	- -	- -	- -	- -	- -	- -	-	-
OTHER SPECIAL OFFENSES AV. SENT.	24 3	2 3	2 3	- -	- -	- -	- -	19 38	18 40	- -	- -	- -	1 6	-	3



TABLE 4  
UNITED STATES DISTRICT COURTS  
TYPE OF SENTENCE FOR CONVICTED CRIMINAL DEFENDANTS  
TWELVE MONTH PERIOD ENDED JUNE 30, 1979

DISTRICT AND OFFENSE	TOTAL CON- VICTED	TYPE OF IMPRISONMENT						TYPE OF PROBATION						SUS- PENDE D SEN- TENCE	FINE ONLY
		TOTAL SEN- TENCED	ADULT			YOUTH CORREC- TIONS ACT	F.J. D.A.	TOTAL	ADULT			F.J. D.A.	NO SUPER- VISION		
			REGULAR	INDETER- MINATE	MIXED				IMME- DIATE	DELAYED	SPLIT				
VIRGINIA EASTERN TOTAL	955	266	228	15	14	9	-	298	198	-	-	-	100	19	372
AV. SENT.		31	22	121	37	97	-	21	26	-	-	-	11		
HOMICIDE	2	2	1	1	-	-	-	-	-	-	-	-	-	-	-
AV. SENT.		63	6	120	-	-	-	-	-	-	-	-	-	-	-
ROBBERY	22	22	13	6	-	3	-	-	-	-	-	-	-	-	-
AV. SENT.		143	101	208	-	196	-	-	-	-	-	-	-	-	-
ASSAULT	22	8	7	-	1	-	-	-	-	-	-	-	-	-	14
AV. SENT.		25	23	-	36	-	-	-	-	-	-	-	-	-	-
BURGLARY	3	1	-	-	-	1	-	-	-	-	-	-	-	-	2
AV. SENT.		48	-	-	-	48	-	-	-	-	-	-	-	-	-
LARCENY AND THEFT	210	33	30	2	1	-	-	120	79	-	-	-	41	2	55
AV. SENT.		24	22	42	36	-	-	16	20	-	-	-	10		
EMBEZZLEMENT	36	13	11	-	1	1	-	22	17	-	-	-	5	-	1
AV. SENT.		10	6	-	12	48	-	25	27	-	-	-	16		
FRAUD	106	44	41	2	1	-	-	51	40	-	-	-	11	-	11
AV. SENT.		9	8	36	12	-	-	27	33	-	-	-	7		
AUTO THEFT	15	8	4	1	3	-	-	6	4	-	-	-	2	-	1
AV. SENT.		43	35	60	48	-	-	20	18	-	-	-	24		
FORGERY, COUNTERFEIT.	39	32	25	1	5	1	-	6	6	-	-	-	-	-	1
AV. SENT.		25	19	48	48	48	-	50	50	-	-	-	-	-	-
SEX OFFENSES	10	3	2	-	-	1	-	1	1	-	-	-	-	-	6
AV. SENT.		48	48	-	-	48	-	24	24	-	-	-	-	-	-
MARIHUANA	34	13	13	-	-	-	-	7	2	-	-	-	5	-	14
AV. SENT.		26	26	-	-	-	-	12	9	-	-	-	14		
NARCOTICS	34	24	22	-	1	1	-	10	10	-	-	-	-	-	-
AV. SENT.		31	31	-	24	48	-	39	39	-	-	-	-	-	-
WEAPONS AND FIREARMS	28	15	12	2	-	1	-	11	9	-	-	-	2	-	2
AV. SENT.		36	26	96	-	48	-	27	32	-	-	-	6		
ESCAPE	18	16	16	-	-	-	-	1	1	-	-	-	-	-	1
AV. SENT.		7	7	-	-	-	-	60	60	-	-	-	-	-	-
OTHER GENERAL OFFENSES	327	20	19	-	1	-	-	46	19	-	-	-	27	14	247
AV. SENT.		17	17	-	18	-	-	16	22	-	-	-	12		
IMMIGRATION LAWS	6	4	4	-	-	-	-	-	-	-	-	-	-	2	-
AV. SENT.		4	4	-	-	-	-	-	-	-	-	-	-		
LIQUOR, INTERNAL REV.	-	-	-	-	-	-	-	-	-	-	-	-	-	-	-
AV. SENT.		-	-	-	-	-	-	-	-	-	-	-	-	-	-
SELECTIVE SERVICE ACT	-	-	-	-	-	-	-	-	-	-	-	-	-	-	-
AV. SENT.		-	-	-	-	-	-	-	-	-	-	-	-	-	-
OTHER SPECIAL OFFENSES	43	8	8	-	-	-	-	17	10	-	-	-	7	1	17
AV. SENT.		3	3	-	-	-	-	21	27	-	-	-	12		

TABLE 4  
UNITED STATES DISTRICT COURTS  
TYPE OF SENTENCE FOR CONVICTED CRIMINAL DEFENDANTS  
TWELVE MONTH PERIOD ENDED JUNE 30, 1979

DISTRICT AND OFFENSE	TOTAL CON- VICTED	TYPE OF IMPRISONMENT						TYPE OF PROBATION						SUS- PENDE D SEN- TENCE	FINE ONLY
		TOTAL SEN- TENCED	ADULT			YOUTH CORREC- TIONS ACT	F.J. D.A.	TOTAL	ADULT			F.J. D.A.	NO SUPER- VISION		
			REGULAR	INDETER- MINATE	MIXED				IMME- DIATE	DELAYED	SPLIT				
VIRGINIA WESTERN TOTAL AV. SENT.	138	31 79	16 58	2 99	4 153	9 80	- -	90 30	89 30	- -	- -	- -	1 36	-	17
HOMICIDE AV. SENT.	-	-	-	-	-	-	-	-	-	-	-	-	-	-	-
ROBBERY AV. SENT.	5	5 165	1 216	1 180	-	3 144	-	-	-	-	-	-	-	-	-
ASSAULT AV. SENT.	3	-	-	-	-	-	-	3 32	3 32	-	-	-	-	-	-
BURGLARY AV. SENT.	4	4 48	1 36	-	1 60	2 48	-	-	-	-	-	-	-	-	-
LARCENY AND THEFT AV. SENT.	17	6 28	4 15	-	1 60	1 48	-	9 24	9 24	-	-	-	-	-	2
EMBEZZLEMENT AV. SENT.	9	1 6	1 6	-	-	-	-	8 38	8 38	-	-	-	-	-	-
FRAUD AV. SENT.	25	3 18	2 4	-	-	1 48	-	20 34	19 34	-	-	-	1 36	-	2
AUTO THEFT AV. SENT.	6	2 27	1 6	-	-	1 48	-	4 30	4 30	-	-	-	-	-	-
FORGERY, COUNTERFEIT. AV. SENT.	12	3 37	2 32	-	-	1 48	-	9 33	9 33	-	-	-	-	-	-
SEX OFFENSES AV. SENT.	-	-	-	-	-	-	-	-	-	-	-	-	-	-	-
MARIHUANA AV. SENT.	1	-	-	-	-	-	-	1 12	1 12	-	-	-	-	-	-
NARCOTICS AV. SENT.	1	-	-	-	-	-	-	1 12	1 12	-	-	-	-	-	-
WEAPONS AND FIREARMS AV. SENT.	14	1 12	-	-	1 12	-	-	9 29	9 29	-	-	-	-	-	4
ESCAPE AV. SENT.	2	2 27	1 36	1 18	-	-	-	-	-	-	-	-	-	-	-
OTHER GENERAL OFFENSES AV. SENT.	8	3 168	2 12	-	1 480	-	-	4 21	4 21	-	-	-	-	-	1
IMMIGRATION LAWS AV. SENT.	-	-	-	-	-	-	-	-	-	-	-	-	-	-	-
LIQUOR, INTERNAL REV. AV. SENT.	3	-	-	-	-	-	-	3 36	3 36	-	-	-	-	-	-
SELECTIVE SERVICE ACT AV. SENT.	-	-	-	-	-	-	-	-	-	-	-	-	-	-	-
OTHER SPECIAL OFFENSES AV. SENT.	28	1 480	1 480	-	-	-	-	19 30	19 30	-	-	-	-	-	8

**TABLE 4**  
**UNITED STATES DISTRICT COURTS**  
**TYPE OF SENTENCE FOR CONVICTED CRIMINAL DEFENDANTS**  
**TWELVE MONTH PERIOD ENDED JUNE 30, 1979**

DISTRICT AND OFFENSE	TOTAL CON- VICTED	TYPE OF IMPRISONMENT						TYPE OF PROBATION						SUS- PENDE SEN- TENCE	FINE ONLY
		TOTAL SEN- TENCED	ADULT			YOUTH CORREC- TIONS ACT	F.J. D.A.	TOTAL	ADULT			F.J. D.A.	NO SUPER- VISION		
			REGULAR	INDETER- MINATE	MIXED				IMME- DIATE	DELAYED	SPLIT				
WEST VIRGINIA NORTHERN TOTAL	62	40	34	2	2	2	-	20	20	-	-	-	-	-	2
AV. SENT.		34	34	24	36	48	-	46	46	-	-	-	-	-	
HOMICIDE	-	-	-	-	-	-	-	-	-	-	-	-	-	-	-
AV. SENT.		-	-	-	-	-	-	-	-	-	-	-	-	-	-
ROBBERY	-	-	-	-	-	-	-	-	-	-	-	-	-	-	-
AV. SENT.		-	-	-	-	-	-	-	-	-	-	-	-	-	-
ASSAULT	-	-	-	-	-	-	-	-	-	-	-	-	-	-	-
AV. SENT.		-	-	-	-	-	-	-	-	-	-	-	-	-	-
BURGLARY	-	-	-	-	-	-	-	-	-	-	-	-	-	-	-
AV. SENT.		-	-	-	-	-	-	-	-	-	-	-	-	-	-
LARCENY AND THEFT	2	1	-	-	1	-	-	1	1	-	-	-	-	-	-
AV. SENT.		60	-	-	60	-	-	60	60	-	-	-	-	-	-
EMBEZZLEMENT	8	3	3	-	-	-	-	5	5	-	-	-	-	-	-
AV. SENT.		24	24	-	-	-	-	40	40	-	-	-	-	-	-
FRAUD	12	8	7	-	1	-	-	3	3	-	-	-	-	-	1
AV. SENT.		10	9	-	12	-	-	40	40	-	-	-	-	-	-
AUTO THEFT	2	-	-	-	-	-	-	2	2	-	-	-	-	-	-
AV. SENT.		-	-	-	-	-	-	48	48	-	-	-	-	-	-
FORGERY, COUNTERFEIT.	9	4	3	-	-	1	-	5	5	-	-	-	-	-	-
AV. SENT.		34	30	-	-	48	-	55	55	-	-	-	-	-	-
SEX OFFENSES	1	1	1	-	-	-	-	-	-	-	-	-	-	-	-
AV. SENT.		6	6	-	-	-	-	-	-	-	-	-	-	-	-
MARIHUANA	-	-	-	-	-	-	-	-	-	-	-	-	-	-	-
AV. SENT.		-	-	-	-	-	-	-	-	-	-	-	-	-	-
NARCOTICS	7	3	3	-	-	-	-	3	3	-	-	-	-	-	1
AV. SENT.		80	80	-	-	-	-	36	36	-	-	-	-	-	-
WEAPONS AND FIREARMS	2	1	1	-	-	-	-	1	1	-	-	-	-	-	-
AV. SENT.		18	18	-	-	-	-	60	60	-	-	-	-	-	-
ESCAPE	10	10	7	2	-	1	-	-	-	-	-	-	-	-	-
AV. SENT.		33	33	24	-	48	-	-	-	-	-	-	-	-	-
OTHER GENERAL OFFENSES	7	7	7	-	-	-	-	-	-	-	-	-	-	-	-
AV. SENT.		46	46	-	-	-	-	-	-	-	-	-	-	-	-
IMMIGRATION LAWS	-	-	-	-	-	-	-	-	-	-	-	-	-	-	-
AV. SENT.		-	-	-	-	-	-	-	-	-	-	-	-	-	-
LIQUOR, INTERNAL REV.	-	-	-	-	-	-	-	-	-	-	-	-	-	-	-
AV. SENT.		-	-	-	-	-	-	-	-	-	-	-	-	-	-
SELECTIVE SERVICE ACT	-	-	-	-	-	-	-	-	-	-	-	-	-	-	-
AV. SENT.		-	-	-	-	-	-	-	-	-	-	-	-	-	-
OTHER SPECIAL OFFENSES	2	2	2	-	-	-	-	-	-	-	-	-	-	-	-
AV. SENT.		60	60	-	-	-	-	-	-	-	-	-	-	-	-

**TABLE 4**  
**UNITED STATES DISTRICT COURTS**  
**TYPE OF SENTENCE FOR CONVICTED CRIMINAL DEFENDANTS**  
**TWELVE MONTH PERIOD ENDED JUNE 30, 1979**

DISTRICT AND OFFENSE	TOTAL CON- VICTED	TYPE OF IMPRISONMENT						TYPE OF PROBATION						SUS- PEN- DED SEN- TENCE	FINE ONLY
		TOTAL SEN- TENCED	ADULT			YOUTH CORREC- TIONS ACT	F.J. D.A.	TOTAL	ADULT			F.J. D.A.	NO SUPER- VISION		
			REGULAR	INDETER- MINATE	MIXED				IMME- DIATE	DELAYED	SPLIT				
WEST VIRGINIA SOUTHERN TOTAL	165	69	56	-	3	10	-	56	56	-	-	-	-	-	39
AV. SENT.		41	40	-	32	48	-	38	38	-	-	-	-	-	
HOMICIDE	-	-	-	-	-	-	-	-	-	-	-	-	-	-	-
AV. SENT.		-	-	-	-	-	-	-	-	-	-	-	-	-	-
ROBBERY	4	4	4	-	-	-	-	-	-	-	-	-	-	-	-
AV. SENT.		96	96	-	-	-	-	-	-	-	-	-	-	-	-
ASSAULT	-	-	-	-	-	-	-	-	-	-	-	-	-	-	-
AV. SENT.		-	-	-	-	-	-	-	-	-	-	-	-	-	-
BURGLARY	3	2	-	-	-	2	-	1	1	-	-	-	-	-	-
AV. SENT.		48	-	-	-	48	-	36	36	-	-	-	-	-	-
LARCENY AND THEFT	13	7	6	-	-	1	-	6	6	-	-	-	-	-	-
AV. SENT.		39	38	-	-	48	-	45	45	-	-	-	-	-	-
EMBEZZLEMENT	2	-	-	-	-	-	-	2	2	-	-	-	-	-	-
AV. SENT.		-	-	-	-	-	-	48	48	-	-	-	-	-	-
FRAUD	22	5	5	-	-	-	-	16	16	-	-	-	-	-	1
AV. SENT.		44	44	-	-	-	-	39	39	-	-	-	-	-	-
AUTO THEFT	2	2	2	-	-	-	-	-	-	-	-	-	-	-	-
AV. SENT.		21	21	-	-	-	-	-	-	-	-	-	-	-	-
FORGERY, COUNTERFEIT.	6	3	3	-	-	-	-	3	3	-	-	-	-	-	-
AV. SENT.		26	26	-	-	-	-	44	44	-	-	-	-	-	-
SEX OFFENSES	-	-	-	-	-	-	-	-	-	-	-	-	-	-	-
AV. SENT.		-	-	-	-	-	-	-	-	-	-	-	-	-	-
MARIHUANA	2	1	1	-	-	-	-	1	1	-	-	-	-	-	-
AV. SENT.		6	6	-	-	-	-	60	60	-	-	-	-	-	-
NARCOTICS	22	17	9	-	2	6	-	5	5	-	-	-	-	-	-
AV. SENT.		51	57	-	39	48	-	50	50	-	-	-	-	-	-
WEAPONS AND FIREARMS	16	13	11	-	1	1	-	2	2	-	-	-	-	1	-
AV. SENT.		37	38	-	18	48	-	30	30	-	-	-	-	-	-
ESCAPE	9	9	9	-	-	-	-	-	-	-	-	-	-	-	-
AV. SENT.		22	22	-	-	-	-	-	-	-	-	-	-	-	-
OTHER GENERAL OFFENSES	40	4	4	-	-	-	-	5	5	-	-	-	-	-	31
AV. SENT.		30	30	-	-	-	-	45	45	-	-	-	-	-	-
IMMIGRATION LAWS	-	-	-	-	-	-	-	-	-	-	-	-	-	-	-
AV. SENT.		-	-	-	-	-	-	-	-	-	-	-	-	-	-
LIQUOR, INTERNAL REV.	-	-	-	-	-	-	-	-	-	-	-	-	-	-	-
AV. SENT.		-	-	-	-	-	-	-	-	-	-	-	-	-	-
SELECTIVE SERVICE ACT	-	-	-	-	-	-	-	-	-	-	-	-	-	-	-
AV. SENT.		-	-	-	-	-	-	-	-	-	-	-	-	-	-
OTHER SPECIAL OFFENSES	24	2	2	-	-	-	-	15	15	-	-	-	-	-	7
AV. SENT.		18	18	-	-	-	-	25	25	-	-	-	-	-	-

TABLE 4  
UNITED STATES DISTRICT COURTS  
TYPE OF SENTENCE FOR CONVICTED CRIMINAL DEFENDANTS  
TWELVE MONTH PERIOD ENDED JUNE 30, 1979

DISTRICT AND OFFENSE	TOTAL CON- VICTED	TYPE OF IMPRISONMENT						TYPE OF PROBATION						SUS- PENDED SEN- TENCE	FINE ONLY
		TOTAL SEN- TENCED	ADULT			YOUTH CORREC- TIONS ACT	F.J. D.A.	TOTAL	ADULT			F.J. D.A.	NO SUPER- VISION		
			REGULAR	INDETER- MINATE	MIXED				IMME- DIATE	DELAYED	SPLIT				
ALABAMA NORTHERN TOTAL	544	203	187	1	11	4	-	216	209	-	-	-	7	2	123
AV. SENT.		37	37	72	30	81	-	36	37	-	-	-	19		
HOMICIDE	-	-	-	-	-	-	-	-	-	-	-	-	-	-	-
AV. SENT.		-	-	-	-	-	-	-	-	-	-	-	-	-	-
ROBBERY	12	12	12	-	-	-	-	-	-	-	-	-	-	-	-
AV. SENT.		150	150	-	-	-	-	-	-	-	-	-	-	-	-
ASSAULT	2	2	2	-	-	-	-	-	-	-	-	-	-	-	-
AV. SENT.		24	24	-	-	-	-	-	-	-	-	-	-	-	-
BURGLARY	5	3	3	-	-	-	-	2	2	-	-	-	-	-	-
AV. SENT.		48	48	-	-	-	-	60	60	-	-	-	-	-	-
LARCENY AND THEFT	93	48	47	-	1	-	-	44	44	-	-	-	-	-	1
AV. SENT.		28	28	-	24	-	-	37	37	-	-	-	-	-	
EMBEZZLEMENT	22	4	4	-	-	-	-	18	18	-	-	-	-	-	-
AV. SENT.		16	16	-	-	-	-	41	41	-	-	-	-	-	-
FRAUD	26	10	7	-	3	-	-	15	15	-	-	-	-	1	-
AV. SENT.		18	20	-	14	-	-	40	40	-	-	-	-		
AUTO THEFT	53	38	36	-	2	-	-	14	14	-	-	-	-	-	1
AV. SENT.		25	25	-	24	-	-	36	36	-	-	-	-	-	
FORGERY, COUNTERFEIT.	113	43	39	-	2	2	-	70	70	-	-	-	-	-	-
AV. SENT.		32	31	-	24	48	-	37	37	-	-	-	-	-	
SEX OFFENSES	1	1	1	-	-	-	-	-	-	-	-	-	-	-	-
AV. SENT.		60	60	-	-	-	-	-	-	-	-	-	-	-	-
MARIHUANA	3	-	-	-	-	-	-	3	3	-	-	-	-	-	-
AV. SENT.		-	-	-	-	-	-	10	10	-	-	-	-	-	-
NARCOTICS	26	15	11	1	2	1	-	11	11	-	-	-	-	-	-
AV. SENT.		64	63	72	78	48	-	45	45	-	-	-	-	-	-
WEAPONS AND FIREARMS	20	8	8	-	-	-	-	10	10	-	-	-	-	-	2
AV. SENT.		13	13	-	-	-	-	31	31	-	-	-	-	-	
ESCAPE	2	1	1	-	-	-	-	1	1	-	-	-	-	-	-
AV. SENT.		2	2	-	-	-	-	36	36	-	-	-	-	-	
OTHER GENERAL OFFENSES	130	5	3	-	1	1	-	12	5	-	-	-	7	1	112
AV. SENT.		49	18	-	12	180	-	17	13	-	-	-	19		
IMMIGRATION LAWS	-	-	-	-	-	-	-	-	-	-	-	-	-	-	-
AV. SENT.		-	-	-	-	-	-	-	-	-	-	-	-	-	-
LIQUOR, INTERNAL REV.	1	-	-	-	-	-	-	1	1	-	-	-	-	-	-
AV. SENT.		-	-	-	-	-	-	36	36	-	-	-	-	-	-
SELECTIVE SERVICE ACT	-	-	-	-	-	-	-	-	-	-	-	-	-	-	-
AV. SENT.		-	-	-	-	-	-	-	-	-	-	-	-	-	-
OTHER SPECIAL OFFENSES	35	13	13	-	-	-	-	15	15	-	-	-	-	-	7
AV. SENT.		25	25	-	-	-	-	34	34	-	-	-	-	-	

TABLE 4  
UNITED STATES DISTRICT COURTS  
TYPE OF SENTENCE FOR CONVICTED CRIMINAL DEFENDANTS  
TWELVE MONTH PERIOD ENDED JUNE 30, 1979

DISTRICT AND OFFENSE	TOTAL CON- VICTED	TYPE OF IMPRISONMENT						TYPE OF PROBATION						SUS- PEN- DED SEN- TENCE	FINE ONLY
		TOTAL SEN- TENCED	ADULT			YOUTH CORREC- TIONS ACT	F.J. D.A.	TOTAL	ADULT			F.J. D.A.	NO SUPER- VISION		
			REGULAR	INDETER- MINATE	MIXED				IMME- DIATE	DELAYED	SPLIT				
ALABAMA MIDDLE TOTAL	215	86	72	1	6	7	-	54	54	-	-	-	-	-	75
AV. SENT.		39	39	36	28	48	-	27	27	-	-	-	-	-	
HOMICIDE	-	-	-	-	-	-	-	-	-	-	-	-	-	-	-
AV. SENT.		-	-	-	-	-	-	-	-	-	-	-	-	-	-
ROBBERY	3	3	3	-	-	-	-	-	-	-	-	-	-	-	-
AV. SENT.		252	252	-	-	-	-	-	-	-	-	-	-	-	-
ASSAULT	2	2	2	-	-	-	-	-	-	-	-	-	-	-	-
AV. SENT.		108	108	-	-	-	-	-	-	-	-	-	-	-	-
BURGLARY	2	1	-	-	-	1	-	1	1	-	-	-	-	-	-
AV. SENT.		48	-	-	-	48	-	36	36	-	-	-	-	-	-
LARCENY AND THEFT	55	9	8	-	-	1	-	26	26	-	-	-	-	-	20
AV. SENT.		28	26	-	-	48	-	20	20	-	-	-	-	-	
EMBEZZLEMENT	8	5	4	1	-	-	-	3	3	-	-	-	-	-	-
AV. SENT.		14	8	36	-	-	-	40	40	-	-	-	-	-	-
FRAUD	19	9	9	-	-	-	-	10	10	-	-	-	-	-	-
AV. SENT.		61	61	-	-	-	-	36	36	-	-	-	-	-	-
AUTO THEFT	8	5	5	-	-	-	-	3	3	-	-	-	-	-	-
AV. SENT.		37	37	-	-	-	-	44	44	-	-	-	-	-	-
FORGERY, COUNTERFEIT.	7	5	4	-	-	1	-	2	2	-	-	-	-	-	-
AV. SENT.		30	25	-	-	48	-	30	30	-	-	-	-	-	-
SEX OFFENSES	-	-	-	-	-	-	-	-	-	-	-	-	-	-	-
AV. SENT.		-	-	-	-	-	-	-	-	-	-	-	-	-	-
MARIHUANA	11	10	2	-	6	2	-	-	-	-	-	-	-	-	1
AV. SENT.		44	90	-	28	48	-	-	-	-	-	-	-	-	
NARCOTICS	9	7	7	-	-	-	-	2	2	-	-	-	-	-	-
AV. SENT.		48	48	-	-	-	-	60	60	-	-	-	-	-	-
WEAPONS AND FIREARMS	11	9	7	-	-	2	-	2	2	-	-	-	-	-	-
AV. SENT.		28	23	-	-	48	-	18	18	-	-	-	-	-	-
ESCAPE	11	11	11	-	-	-	-	-	-	-	-	-	-	-	-
AV. SENT.		8	8	-	-	-	-	-	-	-	-	-	-	-	-
OTHER GENERAL OFFENSES	60	9	9	-	-	-	-	4	4	-	-	-	-	-	47
AV. SENT.		2	2	-	-	-	-	9	9	-	-	-	-	-	
IMMIGRATION LAWS	-	-	-	-	-	-	-	-	-	-	-	-	-	-	-
AV. SENT.		-	-	-	-	-	-	-	-	-	-	-	-	-	-
LIQUOR, INTERNAL REV.	-	-	-	-	-	-	-	-	-	-	-	-	-	-	-
AV. SENT.		-	-	-	-	-	-	-	-	-	-	-	-	-	-
SELECTIVE SERVICE ACT	-	-	-	-	-	-	-	-	-	-	-	-	-	-	-
AV. SENT.		-	-	-	-	-	-	-	-	-	-	-	-	-	-
OTHER SPECIAL OFFENSES	9	1	1	-	-	-	-	1	1	-	-	-	-	-	7
AV. SENT.		6	6	-	-	-	-	36	36	-	-	-	-	-	

**TABLE 4**  
**UNITED STATES DISTRICT COURTS**  
**TYPE OF SENTENCE FOR CONVICTED CRIMINAL DEFENDANTS**  
**TWELVE MONTH PERIOD ENDED JUNE 30, 1979**

DISTRICT AND OFFENSE	TOTAL CON- VICTED	TYPE OF IMPRISONMENT						TYPE OF PROBATION						SUS- PEN- DED SEN- TENCE	FINE ONLY
		TOTAL SEN- TENCED	ADULT			YOUTH CORREC- TIONS ACT	F.J. D.A.	TOTAL	ADULT			F.J. D.A.	NO SUPER- VISION		
			REGULAR	INDETER- MINATE	MIXED				IMME- DIATE	DELAYED	SPLIT				
ALABAMA SOUTHERN TOTAL	118	65	57	-	3	5	-	48	48	-	-	-	-	-	5
AV. SENT.		45	45	-	34	48	-	35	35	-	-	-	-	-	
HOMICIDE	-	-	-	-	-	-	-	-	-	-	-	-	-	-	-
AV. SENT.		-	-	-	-	-	-	-	-	-	-	-	-	-	-
ROBBERY	5	5	3	-	-	2	-	-	-	-	-	-	-	-	-
AV. SENT.		93	124	-	-	48	-	-	-	-	-	-	-	-	-
ASSAULT	-	-	-	-	-	-	-	-	-	-	-	-	-	-	-
AV. SENT.		-	-	-	-	-	-	-	-	-	-	-	-	-	-
BURGLARY	2	1	-	-	-	1	-	1	1	-	-	-	-	-	-
AV. SENT.		48	-	-	-	48	-	36	36	-	-	-	-	-	-
LARCENY AND THEFT	10	3	2	-	-	1	-	7	7	-	-	-	-	-	-
AV. SENT.		46	45	-	-	48	-	29	29	-	-	-	-	-	-
EMBEZZLEMENT	6	1	1	-	-	-	-	5	5	-	-	-	-	-	-
AV. SENT.		1	1	-	-	-	-	33	33	-	-	-	-	-	-
FRAUD	15	6	6	-	-	-	-	9	9	-	-	-	-	-	-
AV. SENT.		32	32	-	-	-	-	36	36	-	-	-	-	-	-
AUTO THEFT	3	3	3	-	-	-	-	-	-	-	-	-	-	-	-
AV. SENT.		36	36	-	-	-	-	-	-	-	-	-	-	-	-
FORGERY, COUNTERFEIT.	35	18	15	-	3	-	-	17	17	-	-	-	-	-	-
AV. SENT.		27	25	-	34	-	-	34	34	-	-	-	-	-	-
SEX OFFENSES	-	-	-	-	-	-	-	-	-	-	-	-	-	-	-
AV. SENT.		-	-	-	-	-	-	-	-	-	-	-	-	-	-
MARIHUANA	15	14	14	-	-	-	-	1	1	-	-	-	-	-	-
AV. SENT.		54	54	-	-	-	-	36	36	-	-	-	-	-	-
NARCOTICS	4	4	3	-	-	1	-	-	-	-	-	-	-	-	-
AV. SENT.		81	92	-	-	48	-	-	-	-	-	-	-	-	-
WEAPONS AND FIREARMS	10	4	4	-	-	-	-	6	6	-	-	-	-	-	-
AV. SENT.		54	54	-	-	-	-	42	42	-	-	-	-	-	-
ESCAPE	1	1	1	-	-	-	-	-	-	-	-	-	-	-	-
AV. SENT.		12	12	-	-	-	-	-	-	-	-	-	-	-	-
OTHER GENERAL OFFENSES	4	3	3	-	-	-	-	-	-	-	-	-	-	-	1
AV. SENT.		42	42	-	-	-	-	-	-	-	-	-	-	-	-
IMMIGRATION LAWS	-	-	-	-	-	-	-	-	-	-	-	-	-	-	-
AV. SENT.		-	-	-	-	-	-	-	-	-	-	-	-	-	-
LIQUOR, INTERNAL REV.	5	2	2	-	-	-	-	2	2	-	-	-	-	-	1
AV. SENT.		24	24	-	-	-	-	36	36	-	-	-	-	-	-
SELECTIVE SERVICE ACT	-	-	-	-	-	-	-	-	-	-	-	-	-	-	-
AV. SENT.		-	-	-	-	-	-	-	-	-	-	-	-	-	-
OTHER SPECIAL OFFENSES	3	-	-	-	-	-	-	-	-	-	-	-	-	-	3
AV. SENT.		-	-	-	-	-	-	-	-	-	-	-	-	-	-

X-4-30

**TABLE 4**  
**UNITED STATES DISTRICT COURTS**  
**TYPE OF SENTENCE FOR CONVICTED CRIMINAL DEFENDANTS**  
**TWELVE MONTH PERIOD ENDED JUNE 30, 1979**

DISTRICT AND OFFENSE	TOTAL CON- VICTED	TYPE OF IMPRISONMENT						TYPE OF PROBATION						SUS- PEN- DED SEN- TENCE	FINE ONLY
		TOTAL SEN- TENCED	ADULT			YOUTH CORREC- TIONS ACT	F.J. D.A.	TOTAL	ADULT			F.J. D.A.	NO SUPER- VISION		
			REGULAR	INDETER- MINATE	MIXED				IMME- DIATE	DELAYED	SPLIT				
FLORIDA NORTHERN TOTAL	110	74	43	29	-	2	-	25	25	-	-	-	-	-	11
AV. SENT.		48	45	54	-	48	-	39	39	-	-	-	-	-	
HOMICIDE	-	-	-	-	-	-	-	-	-	-	-	-	-	-	-
AV. SENT.		-	-	-	-	-	-	-	-	-	-	-	-	-	-
ROBBERY	2	2	-	2	-	-	-	-	-	-	-	-	-	-	-
AV. SENT.		120	-	120	-	-	-	-	-	-	-	-	-	-	-
ASSAULT	1	1	1	-	-	-	-	-	-	-	-	-	-	-	-
AV. SENT.		6	6	-	-	-	-	-	-	-	-	-	-	-	-
BURGLARY	1	1	-	1	-	-	-	-	-	-	-	-	-	-	-
AV. SENT.		48	-	48	-	-	-	-	-	-	-	-	-	-	-
LARCENY AND THEFT	9	4	-	4	-	-	-	5	5	-	-	-	-	-	-
AV. SENT.		34	-	34	-	-	-	43	43	-	-	-	-	-	-
EMBEZZLEMENT	6	5	4	1	-	-	-	1	1	-	-	-	-	-	-
AV. SENT.		26	27	24	-	-	-	36	36	-	-	-	-	-	-
FRAUD	28	9	2	7	-	-	-	10	10	-	-	-	-	-	9
AV. SENT.		59	8	73	-	-	-	36	36	-	-	-	-	-	-
AUTO THEFT	3	3	2	1	-	-	-	-	-	-	-	-	-	-	-
AV. SENT.		36	30	48	-	-	-	-	-	-	-	-	-	-	-
FORGERY, COUNTERFEIT.	20	15	7	7	-	1	-	5	5	-	-	-	-	-	-
AV. SENT.		32	27	36	-	48	-	40	40	-	-	-	-	-	-
SEX OFFENSES	1	1	1	-	-	-	-	-	-	-	-	-	-	-	-
AV. SENT.		60	60	-	-	-	-	-	-	-	-	-	-	-	-
MARIHUANA	15	14	14	-	-	-	-	1	1	-	-	-	-	-	-
AV. SENT.		54	54	-	-	-	-	24	24	-	-	-	-	-	-
NARCOTICS	5	3	1	2	-	-	-	2	2	-	-	-	-	-	-
AV. SENT.		44	12	60	-	-	-	48	48	-	-	-	-	-	-
WEAPONS AND FIREARMS	-	-	-	-	-	-	-	-	-	-	-	-	-	-	-
AV. SENT.		-	-	-	-	-	-	-	-	-	-	-	-	-	-
ESCAPE	9	9	6	3	-	-	-	-	-	-	-	-	-	-	-
AV. SENT.		17	16	20	-	-	-	-	-	-	-	-	-	-	-
OTHER GENERAL OFFENSES	4	3	2	1	-	-	-	-	-	-	-	-	-	-	1
AV. SENT.		228	282	120	-	-	-	-	-	-	-	-	-	-	-
IMMIGRATION LAWS	1	1	-	-	-	1	-	-	-	-	-	-	-	-	-
AV. SENT.		48	-	-	-	48	-	-	-	-	-	-	-	-	-
LIQUOR, INTERNAL REV.	-	-	-	-	-	-	-	-	-	-	-	-	-	-	-
AV. SENT.		-	-	-	-	-	-	-	-	-	-	-	-	-	-
SELECTIVE SERVICE ACT	-	-	-	-	-	-	-	-	-	-	-	-	-	-	-
AV. SENT.		-	-	-	-	-	-	-	-	-	-	-	-	-	-
OTHER SPECIAL OFFENSES	5	3	3	-	-	-	-	1	1	-	-	-	-	-	1
AV. SENT.		23	23	-	-	-	-	60	60	-	-	-	-	-	-

X-4-31

TABLE 4  
UNITED STATES DISTRICT COURTS  
TYPE OF SENTENCE FOR CONVICTED CRIMINAL DEFENDANTS  
TWELVE MONTH PERIOD ENDED JUNE 30, 1979

DISTRICT AND OFFENSE	TOTAL CON- VICTED	TYPE OF IMPRISONMENT						TYPE OF PROBATION						SUS- PEN- DED SEN- TENCE	FINE ONLY
		TOTAL SEN- TENCED	ADULT			YOUTH CORREC- TIONS ACT	F.J. D.A.	TOTAL	ADULT			F.J. D.A.	NO SUPER- VISION		
			REGULAR	INDETER- MINATE	MIXED				IMME- DIATE	DELAYED	SPLIT				
FLORIDA MIDDLE TOTAL AV. SENT.	537 41	314 40	280 66	8 26	9 48	17 48	- -	199 33	196 33	- -	1 37	- -	2 18	2	22
HOMICIDE AV. SENT.	- -	- -	- -	- -	- -	- -	- -	- -	- -	- -	- -	- -	- -	-	-
ROBBERY AV. SENT.	16 184	14 201	12 120	1 -	- 48	1 -	- -	2 48	2 48	- -	- -	- -	- -	-	-
ASSAULT AV. SENT.	3 84	2 84	- 84	2 -	- -	- -	- -	1 -	1 -	- -	- -	- -	- -	-	-
BURGLARY AV. SENT.	3 60	1 60	1 60	- -	- -	- -	- -	2 36	2 36	- -	- -	- -	- -	-	-
LARCENY AND THEFT AV. SENT.	56 28	35 27	33 -	- 48	1 48	1 48	- -	21 33	21 33	- -	- -	- -	- -	-	-
EMBEZZLEMENT AV. SENT.	27 16	4 6	3 -	- 48	1 -	- -	- -	21 32	20 33	- -	- -	- -	1 12	1	1
FRAUD AV. SENT.	80 22	39 20	34 20	2 51	3 24	- -	- -	40 35	40 35	- -	- -	- -	- -	-	1
AUTO THEFT AV. SENT.	14 40	11 39	8 39	- -	2 42	1 48	- -	3 56	3 56	- -	- -	- -	- -	-	-
FORGERY, COUNTERFEIT. AV. SENT.	76 24	44 23	38 23	2 27	1 18	3 48	- -	32 32	32 32	- -	- -	- -	- -	-	-
SEX OFFENSES AV. SENT.	- -	- -	- -	- -	- -	- -	- -	- -	- -	- -	- -	- -	- -	-	-
MARIHUANA AV. SENT.	80 42	74 42	70 42	- -	- -	4 48	- -	6 34	6 34	- -	- -	- -	- -	-	-
NARCOTICS AV. SENT.	68 48	53 48	46 47	1 84	1 60	5 48	- -	15 40	15 40	- -	- -	- -	- -	-	-
WEAPONS AND FIREARMS AV. SENT.	26 25	11 25	11 25	- -	- -	- -	- -	14 35	14 35	- -	- -	- -	- -	1	-
ESCAPE AV. SENT.	4 31	4 31	4 31	- -	- -	- -	- -	- -	- -	- -	- -	- -	- -	-	-
OTHER GENERAL OFFENSES AV. SENT.	13 54	7 54	5 57	- -	- -	2 48	- -	5 31	5 31	- -	- -	- -	- -	-	1
IMMIGRATION LAWS AV. SENT.	9 5	5 5	5 5	- -	- -	- -	- -	4 42	4 42	- -	- -	- -	- -	-	-
LIQUOR, INTERNAL REV. AV. SENT.	- -	- -	- -	- -	- -	- -	- -	- -	- -	- -	- -	- -	- -	-	-
SELECTIVE SERVICE ACT AV. SENT.	- -	- -	- -	- -	- -	- -	- -	- -	- -	- -	- -	- -	- -	-	-
OTHER SPECIAL OFFENSES AV. SENT.	62 11	10 11	10 11	- -	- -	- -	- -	33 23	31 22	- -	1 37	- -	1 24	-	19

TABLE 4  
UNITED STATES DISTRICT COURTS  
TYPE OF SENTENCE FOR CONVICTED CRIMINAL DEFENDANTS  
TWELVE MONTH PERIOD ENDED JUNE 30, 1979

DISTRICT AND OFFENSE	TOTAL CON- VICTED	TYPE OF IMPRISONMENT						TYPE OF PROBATION						SUS- PEN- DED SEN- TENCE	FINE ONLY
		TOTAL SEN- TENCED	ADULT			YOUTH CORREC- TIONS ACT	F.J. D.A.	TOTAL	ADULT			F.J. D.A.	NO SUPER- VISION		
			REGULAR	INDETER- MINATE	MIXED				IMME- DIATE	DELAYED	SPLIT				
FLORIDA SOUTHERN TOTAL AV. SENT.	603	393 30	346 29	3 36	33 34	11 52	-	192 26	176 27	-	-	-	16 18	4	14
HOMICIDE AV. SENT.	-	-	-	-	-	-	-	-	-	-	-	-	-	-	-
ROBBERY AV. SENT.	18	16 78	13 84	1 60	-	2 48	-	1 36	1 36	-	-	-	-	1	-
ASSAULT AV. SENT.	5	1 24	1 24	-	-	-	-	2 42	2 42	-	-	-	-	-	2
BURGLARY AV. SENT.	-	-	-	-	-	-	-	-	-	-	-	-	-	-	-
LARCENY AND THEFT AV. SENT.	42	26 24	23 25	-	3 15	-	-	16 25	15 26	-	-	-	1 6	-	-
EMBEZZLEMENT AV. SENT.	29	12 19	10 14	-	2 45	-	-	17 32	17 32	-	-	-	-	-	-
FRAUD AV. SENT.	74	36 19	34 18	-	2 22	-	-	34 23	32 23	-	-	-	2 24	1	3
AUTO THEFT AV. SENT.	2	2 33	1 18	-	1 48	-	-	-	-	-	-	-	-	-	-
FORGERY, COUNTERFEIT. AV. SENT.	57	25 16	25 16	-	-	-	-	32 29	28 30	-	-	-	4 21	-	-
SEX OFFENSES AV. SENT.	-	-	-	-	-	-	-	-	-	-	-	-	-	-	-
MARIHUANA AV. SENT.	79	76 23	69 22	-	7 36	-	-	3 36	3 36	-	-	-	-	-	-
NARCOTICS AV. SENT.	172	155 42	127 42	1 24	18 36	9 53	-	17 41	17 41	-	-	-	-	-	-
WEAPONS AND FIREARMS AV. SENT.	14	3 20	3 20	-	-	-	-	11 28	1 28	-	-	-	-	-	-
ESCAPE AV. SENT.	5	5 12	5 12	-	-	-	-	-	-	-	-	-	-	-	-
OTHER GENERAL OFFENSES AV. SENT.	13	7 14	6 13	1 24	-	-	-	6 16	6 16	-	-	-	-	-	-
IMMIGRATION LAWS AV. SENT.	94	25 9	25 9	-	-	-	-	27 24	21 25	-	-	-	6 22	1	1
LIQUOR, INTERNAL REV. AV. SENT.	-	-	-	-	-	-	-	-	-	-	-	-	-	-	-
SELECTIVE SERVICE ACT AV. SENT.	1	-	-	-	-	-	-	-	-	-	-	-	-	-	1
OTHER SPECIAL OFFENSES AV. SENT.	38	4 5	4 5	-	-	-	-	26 15	23 15	-	-	-	3 10	1	7

TABLE 4  
UNITED STATES DISTRICT COURTS  
TYPE OF SENTENCE FOR CONVICTED CRIMINAL DEFENDANTS  
TWELVE MONTH PERIOD ENDED JUNE 30, 1979

DISTRICT AND OFFENSE	TOTAL CON-VICTED	TYPE OF IMPRISONMENT					TYPE OF PROBATION					SUS-PENDED SEN-TENCE	FINE ONLY
		TOTAL SEN-TENCED	ADULT			YOUTH CORREC-TIONS ACT	F.J. D.A.	TOTAL	ADULT			F.J. D.A.	NO SUPER-VISION
			REGULAR	INDETER-MINATE	MIXED				IMME-DIATE	DELAYED	SPLIT		
GEORGIA NORTHERN TOTAL AV. SENT.	333	198 42	159 39	15 70	23 43	1 48	-	128 41	127 41	-	-	1 12	1 6
HOMICIDE AV. SENT.	2	2 168	2 168	-	-	-	-	-	-	-	-	-	-
ROBBERY AV. SENT.	4	4 192	2 210	1 300	-	1 48	-	-	-	-	-	-	-
ASSAULT AV. SENT.	2	1 48	1 48	-	-	-	-	1 60	1 60	-	-	-	-
BURGLARY AV. SENT.	1	1 48	-	1 48	-	-	-	-	-	-	-	-	-
LARCENY AND THEFT AV. SENT.	30	21 24	14 24	2 30	5 24	-	-	9 45	9 45	-	-	-	-
EMBEZZLEMENT AV. SENT.	32	13 14	12 12	1 36	-	-	-	19 45	19 45	-	-	-	-
FRAUD AV. SENT.	75	40 44	33 44	2 36	5 43	-	-	35 35	35 35	-	-	-	-
AUTO THEFT AV. SENT.	9	6 40	2 54	-	4 33	-	-	3 40	3 40	-	-	-	-
FORGERY, COUNTERFEIT. AV. SENT.	42	18 44	10 30	3 32	5 81	-	-	24 47	24 47	-	-	-	-
SEX OFFENSES AV. SENT.	-	-	-	-	-	-	-	-	-	-	-	-	-
MARIHUANA AV. SENT.	1	1 23	1 23	-	-	-	-	-	-	-	-	-	-
NARCOTICS AV. SENT.	42	33 53	31 52	2 66	-	-	-	9 52	8 57	-	-	1 12	-
WEAPONS AND FIREARMS AV. SENT.	24	16 37	15 36	-	1 60	-	-	8 36	8 36	-	-	-	-
ESCAPE AV. SENT.	17	15 40	14 41	1 24	-	-	-	2 36	2 36	-	-	-	-
OTHER GENERAL OFFENSES AV. SENT.	16	11 17	9 16	-	2 22	-	-	4 36	4 36	-	-	-	1
IMMIGRATION LAWS AV. SENT.	1	-	-	-	-	-	-	1 60	1 60	-	-	-	-
LIQUOR, INTERNAL REV. AV. SENT.	-	-	-	-	-	-	-	-	-	-	-	-	-
SELECTIVE SERVICE ACT AV. SENT.	-	-	-	-	-	-	-	-	-	-	-	-	-
OTHER SPECIAL OFFENSES AV. SENT.	38	16 34	13 19	2 144	1 12	-	-	13 34	13 34	-	-	-	6

TABLE 4  
UNITED STATES DISTRICT COURTS  
TYPE OF SENTENCE FOR CONVICTED CRIMINAL DEFENDANTS  
TWELVE MONTH PERIOD ENDED JUNE 30, 1979

DISTRICT AND OFFENSE	TOTAL CON-VICTED	TYPE OF IMPRISONMENT					TYPE OF PROBATION					SUS-PENDED SEN-TENCE	FINE ONLY
		TOTAL SEN-TENCED	ADULT			YOUTH CORREC-TIONS ACT	F.J. D.A.	TOTAL	ADULT			F.J. D.A.	NO SUPER-VISION
			REGULAR	INDETER-MINATE	MIXED				IMME-DIATE	DELAYED	SPLIT		
GEORGIA MIDDLE TOTAL AV. SENT.	1,063	50 63	43 65	2 120	4 24	1 48	-	155 18	95 16	-	-	-	60 21
HOMICIDE AV. SENT.	-	-	-	-	-	-	-	-	-	-	-	-	-
ROBBERY AV. SENT.	5	5 163	5 163	-	-	-	-	-	-	-	-	-	-
ASSAULT AV. SENT.	-	-	-	-	-	-	-	-	-	-	-	-	-
BURGLARY AV. SENT.	-	-	-	-	-	-	-	-	-	-	-	-	-
LARCENY AND THEFT AV. SENT.	21	7 42	6 41	-	1 48	-	-	14 26	14 26	-	-	-	-
EMBEZZLEMENT AV. SENT.	3	3 38	2 46	-	1 18	-	-	-	-	-	-	-	-
FRAUD AV. SENT.	12	9 56	7 67	-	2 15	-	-	3 28	3 28	-	-	-	-
AUTO THEFT AV. SENT.	5	4 43	4 43	-	-	-	-	1 60	1 60	-	-	-	-
FORGERY, COUNTERFEIT. AV. SENT.	2	-	-	-	-	-	-	2 36	2 36	-	-	-	-
SEX OFFENSES AV. SENT.	-	-	-	-	-	-	-	-	-	-	-	-	-
MARIHUANA AV. SENT.	1	1 48	-	-	-	1 48	-	-	-	-	-	-	-
NARCOTICS AV. SENT.	3	1 36	1 36	-	-	-	-	2 60	1 60	-	-	1 60	-
WEAPONS AND FIREARMS AV. SENT.	14	3 26	3 26	-	-	-	-	11 41	11 41	-	-	-	-
ESCAPE AV. SENT.	-	-	-	-	-	-	-	-	-	-	-	-	-
OTHER GENERAL OFFENSES AV. SENT.	906	11 101	9 97	2 120	-	-	-	55 1	55 1	-	-	-	840
IMMIGRATION LAWS AV. SENT.	-	-	-	-	-	-	-	-	-	-	-	-	-
LIQUOR, INTERNAL REV. AV. SENT.	6	1 6	1 6	-	-	-	-	5 60	5 60	-	-	-	-
SELECTIVE SERVICE ACT AV. SENT.	-	-	-	-	-	-	-	-	-	-	-	-	-
OTHER SPECIAL OFFENSES AV. SENT.	85	5 1	5 1	-	-	-	-	62 21	3 32	-	-	59 20	18



**TABLE 4**  
**UNITED STATES DISTRICT COURTS**  
**TYPE OF SENTENCE FOR CONVICTED CRIMINAL DEFENDANTS**  
**TWELVE MONTH PERIOD ENDED JUNE 30, 1979**

DISTRICT AND OFFENSE	TOTAL CON- VICTED	TYPE OF IMPRISONMENT						TYPE OF PROBATION						SUS- PEN- DED SEN- TENCE	FINE ONLY
		TOTAL SEN- TENCED	ADULT			YOUTH CORREC- TIONS ACT	F.J. D.A.	TOTAL	ADULT			F.J. D.A.	NO SUPER- VISION		
			REGULAR	INDETER- MINATE	MIXED				IMME- DIATE	DELAYED	SPLIT				
GEORGIA SOUTHERN TOTAL	887	105	85	4	12	4	-	113	95	-	-	-	18	333	336
AV. SENT.		52	51	195	20	48	-	29	30	-	-	-	22		
HOMICIDE	1	1	1	-	-	-	-	-	-	-	-	-	-	-	-
AV. SENT.		540	540	-	-	-	-	-	-	-	-	-	-	-	-
ROBBERY	9	9	6	3	-	-	-	-	-	-	-	-	-	-	-
AV. SENT.		195	173	240	-	-	-	-	-	-	-	-	-	-	-
ASSAULT	1	-	-	-	-	-	-	-	-	-	-	-	-	-	1
AV. SENT.		-	-	-	-	-	-	-	-	-	-	-	-	-	-
BURGLARY	-	-	-	-	-	-	-	-	-	-	-	-	-	-	-
AV. SENT.		-	-	-	-	-	-	-	-	-	-	-	-	-	-
LARCENY AND THEFT	48	12	11	1	-	-	-	36	34	-	-	-	2	-	-
AV. SENT.		36	34	60	-	-	-	25	26	-	-	-	7	-	-
EMBEZZLEMENT	7	-	-	-	-	-	-	7	7	-	-	-	-	-	-
AV. SENT.		-	-	-	-	-	-	42	42	-	-	-	-	-	-
FRAUD	21	7	3	-	4	-	-	14	7	-	-	-	7	-	-
AV. SENT.		30	44	-	21	-	-	35	35	-	-	-	36	-	-
AUTO THEFT	7	5	2	-	1	2	-	2	2	-	-	-	-	-	-
AV. SENT.		45	60	-	12	48	-	24	24	-	-	-	-	-	-
FORGERY, COUNTERFEIT.	19	14	11	-	1	2	-	5	5	-	-	-	-	-	-
AV. SENT.		24	21	-	12	48	-	44	44	-	-	-	-	-	-
SEX OFFENSES	1	1	1	-	-	-	-	-	-	-	-	-	-	-	-
AV. SENT.		24	24	-	-	-	-	-	-	-	-	-	-	-	-
MARIHUANA	18	17	17	-	-	-	-	1	1	-	-	-	-	-	-
AV. SENT.		41	41	-	-	-	-	3	3	-	-	-	-	-	-
NARCOTICS	23	20	18	-	2	-	-	3	3	-	-	-	-	-	-
AV. SENT.		45	49	-	12	-	-	28	28	-	-	-	-	-	-
WEAPONS AND FIREARMS	12	9	6	-	3	-	-	2	2	-	-	-	-	-	1
AV. SENT.		23	23	-	24	-	-	48	48	-	-	-	-	-	-
ESCAPE	2	2	2	-	-	-	-	-	-	-	-	-	-	-	-
AV. SENT.		36	36	-	-	-	-	-	-	-	-	-	-	-	-
OTHER GENERAL OFFENSES	684	1	1	-	-	-	-	23	21	-	-	-	2	329	331
AV. SENT.		6	6	-	-	-	-	20	21	-	-	-	9		
IMMIGRATION LAWS	-	-	-	-	-	-	-	-	-	-	-	-	-	-	-
AV. SENT.		-	-	-	-	-	-	-	-	-	-	-	-	-	-
LIQUOR, INTERNAL REV.	4	-	-	-	-	-	-	4	4	-	-	-	-	-	-
AV. SENT.		-	-	-	-	-	-	60	60	-	-	-	-	-	-
SELECTIVE SERVICE ACT	-	-	-	-	-	-	-	-	-	-	-	-	-	-	-
AV. SENT.		-	-	-	-	-	-	-	-	-	-	-	-	-	-
OTHER SPECIAL OFFENSES	30	7	6	-	1	-	-	16	9	-	-	-	7	4	3
AV. SENT.		12	8	-	36	-	-	28	36	-	-	-	17		

**TABLE 4**  
**UNITED STATES DISTRICT COURTS**  
**TYPE OF SENTENCE FOR CONVICTED CRIMINAL DEFENDANTS**  
**TWELVE MONTH PERIOD ENDED JUNE 30, 1979**

DISTRICT AND OFFENSE	TOTAL CON- VICTED	TYPE OF IMPRISONMENT						TYPE OF PROBATION					SUS- PEN- DED SEN- TENCE	FINE ONLY	
		TOTAL SEN- TENCED	ADULT			YOUTH CORREC- TIONS ACT	F.J. D.A.	TOTAL	ADULT			F.J. D.A.			NO SUPER- VISION
			REGULAR	INDETER- MINATE	MIXED				IMME- DIATE	DELAYED	SPLIT				
LOUISIANA EASTERN TOTAL AV. SENT.	326	160 41	137 40	6 76	8 28	9 48	- -	153 37	149 37	- -	- -	- -	4 27	1	12
HOMICIDE AV. SENT.	-	-	-	-	-	-	-	-	-	-	-	-	-	-	-
ROBBERY AV. SENT.	6	5 156	3 160	2 150	-	-	-	1 36	1 36	-	-	-	-	-	-
ASSAULT AV. SENT.	-	-	-	-	-	-	-	-	-	-	-	-	-	-	-
BURGLARY AV. SENT.	-	-	-	-	-	-	-	-	-	-	-	-	-	-	-
LARCENY AND THEFT AV. SENT.	57	34 27	31 25	1 36	-	2 48	-	23 45	22 44	-	-	-	1 60	-	-
EMBEZZLEMENT AV. SENT.	47	12 21	9 13	-	-	3 48	-	35 35	35 35	-	-	-	-	-	-
FRAUD AV. SENT.	53	14 17	10 14	-	3 18	1 48	-	35 32	33 33	-	-	-	2 6	-	4
AUTO THEFT AV. SENT.	2	2 30	2 30	-	-	-	-	-	-	-	-	-	-	-	-
FORGERY, COUNTERFEIT, AV. SENT.	19	12 31	9 31	1 36	2 30	-	-	7 36	6 36	-	-	-	1 36	-	-
SEX OFFENSES AV. SENT.	-	-	-	-	-	-	-	-	-	-	-	-	-	-	-
MARIHUANA AV. SENT.	12	10 69	7 84	-	2 28	1 48	-	2 36	2 36	-	-	-	-	-	-
NARCOTICS AV. SENT.	54	39 49	37 49	-	1 60	1 48	-	15 42	15 42	-	-	-	-	-	-
WEAPONS AND FIREARMS AV. SENT.	17	10 31	8 25	1 60	-	1 48	-	7 37	7 37	-	-	-	-	-	-
ESCAPE AV. SENT.	8	7 18	6 17	1 24	-	-	-	-	-	-	-	-	-	1	-
OTHER GENERAL OFFENSES AV. SENT.	13	7 123	7 123	-	-	-	-	4 33	4 33	-	-	-	-	-	2
IMMIGRATION LAWS AV. SENT.	9	5 10	5 10	-	-	-	-	4 60	4 60	-	-	-	-	-	-
LIQUOR, INTERNAL REV. AV. SENT.	-	-	-	-	-	-	-	-	-	-	-	-	-	-	-
SELECTIVE SERVICE ACT AV. SENT.	-	-	-	-	-	-	-	-	-	-	-	-	-	-	-
OTHER SPECIAL OFFENSES AV. SENT.	29	3 8	3 8	-	-	-	-	20 32	20 32	-	-	-	-	-	6



**TABLE 4**  
**UNITED STATES DISTRICT COURTS**  
**TYPE OF SENTENCE FOR CONVICTED CRIMINAL DEFENDANTS**  
**TWELVE MONTH PERIOD ENDED JUNE 30, 1979**

DISTRICT AND OFFENSE	TOTAL CON- VICTED	TYPE OF IMPRISONMENT						TYPE OF PROBATION						SUS- PEN- DED SEN- TENCE	FINE ONLY
		TOTAL SEN- TENCED	ADULT			YOUTH CORREC- TIONS ACT	F.J. D.A.	TOTAL	ADULT			F.J. D.A.	NO SUPER- VISION		
			REGULAR	INDETER- MINATE	MIXED				IMME- DIATE	DELAYED	SPLIT				
LOUISIANA MIDDLE TOTAL	48	30	21	-	5	4	-	18	18	-	-	-	-	-	-
AV. SENT.		47	41	-	43	84	-	34	34	-	-	-	-	-	-
HOMICIDE	-	-	-	-	-	-	-	-	-	-	-	-	-	-	-
AV. SENT.		-	-	-	-	-	-	-	-	-	-	-	-	-	-
ROBBERY	2	2	-	-	-	2	-	-	-	-	-	-	-	-	-
AV. SENT.		120	-	-	-	120	-	-	-	-	-	-	-	-	-
ASSAULT	-	-	-	-	-	-	-	-	-	-	-	-	-	-	-
AV. SENT.		-	-	-	-	-	-	-	-	-	-	-	-	-	-
BURGLARY	-	-	-	-	-	-	-	-	-	-	-	-	-	-	-
AV. SENT.		-	-	-	-	-	-	-	-	-	-	-	-	-	-
LARCENY AND THEFT	8	4	4	-	-	-	-	4	4	-	-	-	-	-	-
AV. SENT.		28	28	-	-	-	-	33	33	-	-	-	-	-	-
EMBEZZLEMENT	4	1	-	-	1	-	-	3	3	-	-	-	-	-	-
AV. SENT.		36	-	-	36	-	-	36	36	-	-	-	-	-	-
FRAUD	12	8	5	-	3	-	-	4	4	-	-	-	-	-	-
AV. SENT.		23	13	-	40	-	-	48	48	-	-	-	-	-	-
AUTO THEFT	-	-	-	-	-	-	-	-	-	-	-	-	-	-	-
AV. SENT.		-	-	-	-	-	-	-	-	-	-	-	-	-	-
FORGERY, COUNTERFEIT.	1	-	-	-	-	-	-	1	1	-	-	-	-	-	-
AV. SENT.		-	-	-	-	-	-	48	48	-	-	-	-	-	-
SEX OFFENSES	-	-	-	-	-	-	-	-	-	-	-	-	-	-	-
AV. SENT.		-	-	-	-	-	-	-	-	-	-	-	-	-	-
MARIHUANA	-	-	-	-	-	-	-	-	-	-	-	-	-	-	-
AV. SENT.		-	-	-	-	-	-	-	-	-	-	-	-	-	-
MARCOTICS	13	12	10	-	-	2	-	1	1	-	-	-	-	-	-
AV. SENT.		62	64	-	-	48	-	36	36	-	-	-	-	-	-
WEAPONS AND FIREARMS	2	2	1	-	1	-	-	-	-	-	-	-	-	-	-
AV. SENT.		39	18	-	60	-	-	-	-	-	-	-	-	-	-
ESCAPE	1	1	1	-	-	-	-	-	-	-	-	-	-	-	-
AV. SENT.		12	12	-	-	-	-	-	-	-	-	-	-	-	-
OTHER GENERAL OFFENSES	1	-	-	-	-	-	-	1	1	-	-	-	-	-	-
AV. SENT.		-	-	-	-	-	-	36	36	-	-	-	-	-	-
IMMIGRATION LAWS	-	-	-	-	-	-	-	-	-	-	-	-	-	-	-
AV. SENT.		-	-	-	-	-	-	-	-	-	-	-	-	-	-
LIQUOR, INTERNAL REV.	-	-	-	-	-	-	-	-	-	-	-	-	-	-	-
AV. SENT.		-	-	-	-	-	-	-	-	-	-	-	-	-	-
SELECTIVE SERVICE ACT	-	-	-	-	-	-	-	-	-	-	-	-	-	-	-
AV. SENT.		-	-	-	-	-	-	-	-	-	-	-	-	-	-
OTHER SPECIAL OFFENSES	4	-	-	-	-	-	-	4	4	-	-	-	-	-	-
AV. SENT.		-	-	-	-	-	-	18	18	-	-	-	-	-	-

**TABLE 4**  
**UNITED STATES DISTRICT COURTS**  
**TYPE OF SENTENCE FOR CONVICTED CRIMINAL DEFENDANTS**  
**TWELVE MONTH PERIOD ENDED JUNE 30, 1979**

DISTRICT AND OFFENSE	TOTAL CON- VICTED	TYPE OF IMPRISONMENT						TYPE OF PROBATION						SUS- PEN- DED SEN- TENCE	FINE ONLY
		TOTAL SEN- TENCED	ADULT			YOUTH CORREC- TIONS ACT	F.J. D.A.	TOTAL	ADULT			F.J. D.A.	NO SUPER- VISION		
			REGULAR	INDETER- MINATE	MIXED				IMME- DIATE	DELAYED	SPLIT				
LOUISIANA WESTERN TOTAL	145	46	35	4	6	1	-	84	83	-	-	-	1	-	15
AV. SENT.		62	65	75	34	96	-	36	37	-	-	-	12	-	
HOMICIDE	1	1	-	1	-	-	-	-	-	-	-	-	-	-	-
AV. SENT.		120	-	120	-	-	-	-	-	-	-	-	-	-	-
ROBBERY	5	5	4	-	-	1	-	-	-	-	-	-	-	-	-
AV. SENT.		117	123	-	-	96	-	-	-	-	-	-	-	-	-
ASSAULT	1	-	-	-	-	-	-	1	1	-	-	-	-	-	-
AV. SENT.		-	-	-	-	-	-	24	24	-	-	-	-	-	-
BURGLARY	-	-	-	-	-	-	-	-	-	-	-	-	-	-	-
AV. SENT.		-	-	-	-	-	-	-	-	-	-	-	-	-	-
LARCENY AND THEFT	31	9	7	1	1	-	-	21	20	-	-	-	1	-	1
AV. SENT.		32	29	60	24	-	-	23	24	-	-	-	12	-	
EMBEZZLEMENT	18	1	-	-	1	-	-	15	15	-	-	-	-	-	2
AV. SENT.		36	-	-	36	-	-	44	44	-	-	-	-	-	
FRAUD	25	5	4	-	1	-	-	17	17	-	-	-	-	-	3
AV. SENT.		24	25	-	24	-	-	45	45	-	-	-	-	-	
AUTO THEFT	3	3	2	1	-	-	-	-	-	-	-	-	-	-	-
AV. SENT.		40	48	24	-	-	-	-	-	-	-	-	-	-	-
FORGERY, COUNTERFEIT	21	10	6	1	3	-	-	11	11	-	-	-	-	-	-
AV. SENT.		57	59	96	40	-	-	62	52	-	-	-	-	-	-
SEX OFFENSES	-	-	-	-	-	-	-	-	-	-	-	-	-	-	-
AV. SENT.		-	-	-	-	-	-	-	-	-	-	-	-	-	-
MARIHUANA	5	3	3	-	-	-	-	2	2	-	-	-	-	-	-
AV. SENT.		84	84	-	-	-	-	36	36	-	-	-	-	-	-
MARCOTICS	1	-	-	-	-	-	-	1	1	-	-	-	-	-	-
AV. SENT.		-	-	-	-	-	-	36	36	-	-	-	-	-	-
WEAPONS AND FIREARMS	8	5	5	-	-	-	-	3	3	-	-	-	-	-	-
AV. SENT.		38	38	-	-	-	-	36	36	-	-	-	-	-	-
ESCAPE	5	1	1	-	-	-	-	4	4	-	-	-	-	-	-
AV. SENT.		6	6	-	-	-	-	24	24	-	-	-	-	-	-
OTHER GENERAL OFFENSES	11	2	2	-	-	-	-	3	3	-	-	-	-	-	6
AV. SENT.		270	270	-	-	-	-	24	24	-	-	-	-	-	
IMMIGRATION LAWS	-	-	-	-	-	-	-	-	-	-	-	-	-	-	-
AV. SENT.		-	-	-	-	-	-	-	-	-	-	-	-	-	-
LIQUOR, INTERNAL REV.	-	-	-	-	-	-	-	-	-	-	-	-	-	-	-
AV. SENT.		-	-	-	-	-	-	-	-	-	-	-	-	-	-
SELECTIVE SERVICE ACT	-	-	-	-	-	-	-	-	-	-	-	-	-	-	-
AV. SENT.		-	-	-	-	-	-	-	-	-	-	-	-	-	-
OTHER SPECIAL OFFENSES	10	1	1	-	-	-	-	6	6	-	-	-	-	-	3
AV. SENT.		36	36	-	-	-	-	32	32	-	-	-	-	-	

TABLE 4  
UNITED STATES DISTRICT COURTS  
TYPE OF SENTENCE FOR CONVICTED CRIMINAL DEFENDANTS  
TWELVE MONTH PERIOD ENDED JUNE 30, 1979

DISTRICT AND OFFENSE	TOTAL CON- VICTED	TYPE OF IMPRISONMENT						TYPE OF PROBATION						SUS- PEN- DED SEN- TENCE	FINE ONLY
		TOTAL SEN- TENCED	ADULT			YOUTH CORREC- TIONS ACT	F.J. D.A.	TOTAL	ADULT			F.J. D.A.	NO SUPER- VISION		
			REGULAR	INDETER- MINATE	MIXED				IMME- DIATE	DELAYED	SPLIT				
MISSISSIPPI NORTHERN TOTAL	71	36	28	-	6	2	-	35	35	-	-	-	-	-	-
AV. SENT.		42	45	-	28	48	-	43	43	-	-	-	-	-	-
HOMICIDE	-	-	-	-	-	-	-	-	-	-	-	-	-	-	-
AV. SENT.	-	-	-	-	-	-	-	-	-	-	-	-	-	-	-
ROBBERY	2	2	2	-	-	-	-	-	-	-	-	-	-	-	-
AV. SENT.		150	150	-	-	-	-	-	-	-	-	-	-	-	-
ASSAULT	-	-	-	-	-	-	-	-	-	-	-	-	-	-	-
AV. SENT.	-	-	-	-	-	-	-	-	-	-	-	-	-	-	-
BURGLARY	-	-	-	-	-	-	-	-	-	-	-	-	-	-	-
AV. SENT.	-	-	-	-	-	-	-	-	-	-	-	-	-	-	-
LARCENY AND THEFT	4	3	2	-	-	1	-	1	1	-	-	-	-	-	-
AV. SENT.		44	42	-	-	48	-	48	48	-	-	-	-	-	-
EMBEZZLEMENT	4	1	-	-	1	-	-	3	3	-	-	-	-	-	-
AV. SENT.		13	-	-	13	-	-	40	40	-	-	-	-	-	-
FRAUD	19	10	8	-	2	-	-	9	9	-	-	-	-	-	-
AV. SENT.		27	26	-	30	-	-	41	41	-	-	-	-	-	-
AUTO THEFT	3	3	3	-	-	-	-	-	-	-	-	-	-	-	-
AV. SENT.		44	44	-	-	-	-	-	-	-	-	-	-	-	-
FORGERY, COUNTERFEIT,	6	-	-	-	-	-	-	6	6	-	-	-	-	-	-
AV. SENT.		-	-	-	-	-	-	44	44	-	-	-	-	-	-
SEX OFFENSES	-	-	-	-	-	-	-	-	-	-	-	-	-	-	-
AV. SENT.	-	-	-	-	-	-	-	-	-	-	-	-	-	-	-
MARIHUANA	-	-	-	-	-	-	-	-	-	-	-	-	-	-	-
AV. SENT.	-	-	-	-	-	-	-	-	-	-	-	-	-	-	-
NARCOTICS	-	-	-	-	-	-	-	-	-	-	-	-	-	-	-
AV. SENT.	-	-	-	-	-	-	-	-	-	-	-	-	-	-	-
WEAPONS AND FIREARMS	16	8	6	-	2	-	-	8	8	-	-	-	-	-	-
AV. SENT.		35	33	-	42	-	-	49	49	-	-	-	-	-	-
ESCAPE	2	2	2	-	-	-	-	-	-	-	-	-	-	-	-
AV. SENT.		33	33	-	-	-	-	-	-	-	-	-	-	-	-
OTHER GENERAL OFFENSES	9	7	5	-	1	1	-	2	2	-	-	-	-	-	-
AV. SENT.		48	55	-	13	48	-	48	48	-	-	-	-	-	-
IMMIGRATION LAWS	-	-	-	-	-	-	-	-	-	-	-	-	-	-	-
AV. SENT.	-	-	-	-	-	-	-	-	-	-	-	-	-	-	-
LIQUOR, INTERNAL REV.	-	-	-	-	-	-	-	-	-	-	-	-	-	-	-
AV. SENT.	-	-	-	-	-	-	-	-	-	-	-	-	-	-	-
SELECTIVE SERVICE ACT	-	-	-	-	-	-	-	-	-	-	-	-	-	-	-
AV. SENT.	-	-	-	-	-	-	-	-	-	-	-	-	-	-	-
OTHER SPECIAL OFFENSES	6	-	-	-	-	-	-	6	6	-	-	-	-	-	-
AV. SENT.		-	-	-	-	-	-	37	37	-	-	-	-	-	-

TABLE 4  
UNITED STATES DISTRICT COURTS  
TYPE OF SENTENCE FOR CONVICTED CRIMINAL DEFENDANTS  
TWELVE MONTH PERIOD ENDED JUNE 30, 1979

DISTRICT AND OFFENSE	TOTAL CON- VICTED	TYPE OF IMPRISONMENT						TYPE OF PROBATION					SUS- PENDD SEN- TENCE	FINE ONLY	
		TOTAL SEN- TENCED	ADULT			YOUTH CORREC- TIONS ACT	F.J. D.A.	TOTAL	ADULT			F.J. D.A.			NO SUPER- VISION
			REGULAR	INDETER- MINATE	MIXED				IMME- DIATE	DELAYED	SPLIT				
MISSISSIPPI SOUTHERN TOTAL AV. SENT.	71	40 57	33 57	2 96	4 35	1 48	- -	30 29	30 29	- -	- -	- -	- -	- -	1
HOMICIDE AV. SENT.	1	1 540	1 540	- -	- -	- -	- -	- -	- -	- -	- -	- -	- -	- -	- -
ROBBERY AV. SENT.	4	4 200	2 305	2 96	- -	- -	- -	- -	- -	- -	- -	- -	- -	- -	- -
ASSAULT AV. SENT.	3	3 24	3 24	- -	- -	- -	- -	- -	- -	- -	- -	- -	- -	- -	- -
BURGLARY AV. SENT.	-	- -	- -	- -	- -	- -	- -	- -	- -	- -	- -	- -	- -	- -	- -
LARCENY AND THEFT AV. SENT.	7	3 19	2 5	- -	- -	1 48	- -	4 27	4 27	- -	- -	- -	- -	- -	- -
EMBEZZLEMENT AV. SENT.	4	2 7	2 7	- -	- -	- -	- -	2 27	2 27	- -	- -	- -	- -	- -	- -
FRAUD AV. SENT.	14	5 22	5 22	- -	- -	- -	- -	8 34	8 34	- -	- -	- -	- -	- -	1
AUTO THEFT AV. SENT.	1	1 60	1 60	- -	- -	- -	- -	- -	- -	- -	- -	- -	- -	- -	- -
FORGERY, COUNTERFEIT, AV. SENT.	6	3 22	2 4	- -	1 60	- -	- -	3 36	3 36	- -	- -	- -	- -	- -	- -
SEX OFFENSES AV. SENT.	-	- -	- -	- -	- -	- -	- -	- -	- -	- -	- -	- -	- -	- -	- -
MARIHUANA AV. SENT.	1	1 32	- -	- -	1 32	- -	- -	- -	- -	- -	- -	- -	- -	- -	- -
NARCOTICS AV. SENT.	3	- -	- -	- -	- -	- -	- -	3 44	3 44	- -	- -	- -	- -	- -	- -
WEAPONS AND FIREARMS AV. SENT.	15	12 38	11 39	- -	1 36	- -	- -	3 24	3 24	- -	- -	- -	- -	- -	- -
ESCAPE AV. SENT.	-	- -	- -	- -	- -	- -	- -	- -	- -	- -	- -	- -	- -	- -	- -
OTHER GENERAL OFFENSES AV. SENT.	5	5 12	4 12	- -	1 12	- -	- -	- -	- -	- -	- -	- -	- -	- -	- -
IMMIGRATION LAWS AV. SENT.	-	- -	- -	- -	- -	- -	- -	- -	- -	- -	- -	- -	- -	- -	- -
LIQUOR, INTERNAL REV. AV. SENT.	-	- -	- -	- -	- -	- -	- -	- -	- -	- -	- -	- -	- -	- -	- -
SELECTIVE SERVICE ACT AV. SENT.	-	- -	- -	- -	- -	- -	- -	- -	- -	- -	- -	- -	- -	- -	- -
OTHER SPECIAL OFFENSES AV. SENT.	7	- 17	- 17	- -	- -	- -	- -	7 17	7 17	- -	- -	- -	- -	- -	- -

TABLE 4  
UNITED STATES DISTRICT COURTS  
TYPE OF SENTENCE FOR CONVICTED CRIMINAL DEFENDANTS  
TWELVE MONTH PERIOD ENDED JUNE 30, 1979

DISTRICT AND OFFENSE	TOTAL CON- VICTED	TYPE OF IMPRISONMENT						TYPE OF PROBATION						SUS- PENDE SEN- TENCE	FINE ONLY
		TOTAL SEN- TENCED	ADULT			YOUTH CORREC- TIONS ACT	F.J. D.A.	TOTAL	ADULT			F.J. D.A.	NO SUPER- VISION		
			REGULAR	INDETER- MINATE	MIXED				IMME- DIATE	DELAYED	SPLIT				
TEXAS NORTHERN TOTAL AV. SENT.	535	332 36	257 33	15 68	55 38	5 48	-	184 36	180 37	-	2 30	-	2 12	-	19
HOMICIDE AV. SENT.	-	-	-	-	-	-	-	-	-	-	-	-	-	-	-
ROBBERY AV. SENT.	1	1 240	-	1 240	-	-	-	-	-	-	-	-	-	-	-
ASSAULT AV. SENT.	3	2 26	1 4	-	-	1 48	-	1 36	1 36	-	-	-	-	-	-
BURGLARY AV. SENT.	-	-	-	-	-	-	-	-	-	-	-	-	-	-	-
LARCENY AND THEFT AV. SENT.	77	38 26	28 24	-	8 27	2 48	-	38 35	38 35	-	-	-	-	-	1
EMBEZZLEMENT AV. SENT.	27	8 6	7 3	-	1 24	-	-	19 33	18 33	-	1 36	-	-	-	-
FRAUD AV. SENT.	131	85 29	62 26	3 84	19 29	1 48	-	36 36	35 37	-	-	-	1 24	-	10
AUTO THEFT AV. SENT.	13	10 27	10 27	-	-	-	-	3 46	3 46	-	-	-	-	-	-
FORGERY, COUNTERFEIT. AV. SENT.	73	37 31	24 33	2 36	11 28	-	-	36 41	36 41	-	-	-	-	-	-
SEX OFFENSES AV. SENT.	-	-	-	-	-	-	-	-	-	-	-	-	-	-	-
MARIHUANA AV. SENT.	20	15 13	15 13	-	-	-	-	4 27	4 27	-	-	-	-	-	1
NARCOTICS AV. SENT.	67	63 71	43 74	7 48	12 77	1 48	-	4 51	4 51	-	-	-	-	-	-
WEAPONS AND FIREARMS AV. SENT.	20	11 34	9 37	-	2 21	-	-	8 40	7 42	-	1 24	-	-	-	1
ESCAPE AV. SENT.	35	33 11	33 11	-	-	-	-	2 30	2 30	-	-	-	-	-	-
OTHER GENERAL OFFENSES AV. SENT.	15	12 70	10 72	2 60	-	-	-	3 44	3 44	-	-	-	-	-	-
IMMIGRATION LAWS AV. SENT.	23	11 12	9 9	-	2 24	-	-	12 30	11 32	-	-	-	1 1	-	-
LIQUOR, INTERNAL REV. AV. SENT.	-	-	-	-	-	-	-	-	-	-	-	-	-	-	-
SELECTIVE SERVICE ACT AV. SENT.	-	-	-	-	-	-	-	-	-	-	-	-	-	-	-
OTHER SPECIAL OFFENSES AV. SENT.	30	6 38	6 38	-	-	-	-	18 34	18 34	-	-	-	-	-	6

TABLE 4  
UNITED STATES DISTRICT COURTS  
TYPE OF SENTENCE FOR CONVICTED CRIMINAL DEFENDANTS  
TWELVE MONTH PERIOD ENDED JUNE 30, 1979

DISTRICT AND OFFENSE	TOTAL CON- VICTED	TYPE OF IMPRISONMENT						TYPE OF PROBATION						SUS- PENDE SEN- TENCE	FINE ONLY
		TOTAL SEN- TENCED	ADULT			YOUTH CORREC- TIONS ACT	F.J. D.A.	TOTAL	ADULT			F.J. D.A.	NO SUPER- VISION		
			REGULAR	INDETER- MINATE	MIXED				IMME- DIATE	DELAYED	SPLIT				
TEXAS EASTERN TOTAL	150	68	62	-	5	-	1	77	77	-	-	-	-	-	5
AV. SENT.		43	44	-	50	-	-	38	38	-	-	-	-	-	
HOMICIDE	3	3	2	-	-	-	1	-	-	-	-	-	-	-	-
AV. SENT.		156	234	-	-	-	-	-	-	-	-	-	-	-	-
ROBBERY	1	1	1	-	-	-	-	-	-	-	-	-	-	-	-
AV. SENT.		300	300	-	-	-	-	-	-	-	-	-	-	-	-
ASSAULT	2	-	-	-	-	-	-	2	2	-	-	-	-	-	-
AV. SENT.		-	-	-	-	-	-	36	36	-	-	-	-	-	-
BURGLARY	2	2	2	-	-	-	-	-	-	-	-	-	-	-	-
AV. SENT.		42	42	-	-	-	-	-	-	-	-	-	-	-	-
LARCENY AND THEFT	22	7	6	-	1	-	-	15	15	-	-	-	-	-	-
AV. SENT.		41	36	-	72	-	-	40	40	-	-	-	-	-	-
EMBEZZLEMENT	8	2	2	-	-	-	-	6	6	-	-	-	-	-	-
AV. SENT.		3	3	-	-	-	-	48	48	-	-	-	-	-	-
FRAUD	17	4	4	-	-	-	-	12	12	-	-	-	-	-	1
AV. SENT.		13	13	-	-	-	-	40	40	-	-	-	-	-	-
AUTO THEFT	13	9	9	-	-	-	-	4	4	-	-	-	-	-	-
AV. SENT.		76	76	-	-	-	-	48	48	-	-	-	-	-	-
FORGERY, COUNTERFEIT.	15	9	8	-	1	-	-	6	6	-	-	-	-	-	-
AV. SENT.		32	28	-	60	-	-	40	40	-	-	-	-	-	-
SEX OFFENSES	-	-	-	-	-	-	-	-	-	-	-	-	-	-	-
AV. SENT.		-	-	-	-	-	-	-	-	-	-	-	-	-	-
MARIHUANA	4	4	4	-	-	-	-	-	-	-	-	-	-	-	-
AV. SENT.		42	42	-	-	-	-	-	-	-	-	-	-	-	-
NARCOTICS	3	2	1	-	1	-	-	1	1	-	-	-	-	-	-
AV. SENT.		15	6	-	24	-	-	36	36	-	-	-	-	-	-
WEAPONS AND FIREARMS	21	9	8	-	1	-	-	11	11	-	-	-	-	-	1
AV. SENT.		21	16	-	60	-	-	39	39	-	-	-	-	-	-
ESCAPE	17	11	11	-	-	-	-	6	6	-	-	-	-	-	-
AV. SENT.		6	6	-	-	-	-	32	32	-	-	-	-	-	-
OTHER GENERAL OFFENSES	8	3	3	-	-	-	-	4	4	-	-	-	-	-	1
AV. SENT.		102	102	-	-	-	-	33	33	-	-	-	-	-	-
IMMIGRATION LAWS	-	-	-	-	-	-	-	-	-	-	-	-	-	-	-
AV. SENT.		-	-	-	-	-	-	-	-	-	-	-	-	-	-
LIQUOR, INTERNAL REV.	1	-	-	-	-	-	-	1	1	-	-	-	-	-	-
AV. SENT.		-	-	-	-	-	-	36	36	-	-	-	-	-	-
SELECTIVE SERVICE ACT	-	-	-	-	-	-	-	-	-	-	-	-	-	-	-
AV. SENT.		-	-	-	-	-	-	-	-	-	-	-	-	-	-
OTHER SPECIAL OFFENSES	13	2	1	-	1	-	-	9	9	-	-	-	-	-	2
AV. SENT.		19	2	-	36	-	-	24	24	-	-	-	-	-	-

**TABLE 4**  
**UNITED STATES DISTRICT COURTS**  
**TYPE OF SENTENCE FOR CONVICTED CRIMINAL DEFENDANTS**  
**TWELVE MONTH PERIOD ENDED JUNE 30, 1979**

TWELVE MONTH PERIOD ENDED JUNE 30, 1979															
DISTRICT AND OFFENSE	TOTAL CON- VICTED	TYPE OF IMPRISONMENT						TYPE OF PROBATION						SUS- PENDED SEN- TENCE	FINE ONLY
		TOTAL SEN- TENCED	ADULT			YOUTH CORREC- TIONS ACT	F.J. D.A.	TOTAL	ADULT			F.J. D.A.	NO SUPER- VISION		
			REGULAR	INDETER- MINATE	MIXED				IMME- DIATE	DELAYED	SPLIT				
TEXAS SOUTHERN TOTAL	1,640	640	605	4	18	13	-	967	860	-	2	-	105	5	28
AV. SENT.		37	37	45	32	48	-	40	39	-	59	-	40		
HOMICIDE	-	-	-	-	-	-	-	-	-	-	-	-	-	-	-
AV. SENT.															
ROBBERY	16	16	13	-	-	3	-	-	-	-	-	-	-	-	-
AV. SENT.		168	195	-	-	48	-	-	-	-	-	-	-	-	-
ASSAULT	9	6	6	-	-	-	-	3	3	-	-	-	-	-	-
AV. SENT.		77	77	-	-	-	-	32	32	-	-	-	-	-	-
BURGLARY	-	-	-	-	-	-	-	-	-	-	-	-	-	-	-
AV. SENT.															
LARCENY AND THEFT	25	9	8	1	-	-	-	16	16	-	-	-	-	-	-
AV. SENT.		43	41	60	-	-	-	32	32	-	-	-	-	-	-
EMBEZZLEMENT	48	19	17	-	2	-	-	27	26	-	1	-	-	-	2
AV. SENT.		27	20	-	84	-	-	44	44	-	54	-	-	-	
FRAUD	125	32	27	1	4	-	-	91	74	-	-	-	17	-	2
AV. SENT.		21	20	24	27	-	-	46	46	-	-	-	46	-	
AUTO THEFT	22	16	16	-	-	-	-	6	6	-	-	-	-	-	-
AV. SENT.		38	38	-	-	-	-	48	48	-	-	-	-	-	-
FORGERY, COUNTERFEIT.	38	22	18	1	2	1	-	16	16	-	-	-	-	-	-
AV. SENT.		35	34	36	36	48	-	45	45	-	-	-	-	-	-
SEX OFFENSES	-	-	-	-	-	-	-	-	-	-	-	-	-	-	-
AV. SENT.															
MARIHUANA	325	184	178	-	2	4	-	140	138	-	-	-	2	1	-
AV. SENT.		29	29	-	12	48	-	42	42	-	-	-	12		
NARCOTICS	144	101	97	-	2	2	-	43	40	-	-	-	3	-	-
AV. SENT.		58	68	-	54	48	-	41	41	-	-	-	44	-	-
WEAPONS AND FIREARMS	46	23	22	1	-	-	-	23	22	-	-	-	1	-	-
AV. SENT.		40	39	60	-	-	-	42	41	-	-	-	60	-	-
ESCAPE	34	24	23	-	1	-	-	10	10	-	-	-	-	-	-
AV. SENT.		30	31	-	12	-	-	38	38	-	-	-	-	-	-
OTHER GENERAL OFFENSES	15	10	9	-	-	1	-	5	5	-	-	-	-	-	-
AV. SENT.		115	123	-	-	48	-	40	40	-	-	-	-	-	-
IMMIGRATION LAWS	710	164	158	-	4	2	-	539	458	-	1	-	80	4	3
AV. SENT.		15	15	-	21	48	-	39	39	-	65	-	39		
LIQUOR, INTERNAL REV.	-	-	-	-	-	-	-	-	-	-	-	-	-	-	-
AV. SENT.															
SELECTIVE SERVICE ACT	-	-	-	-	-	-	-	-	-	-	-	-	-	-	-
AV. SENT.															
OTHER SPECIAL OFFENSES	83	14	13	-	1	-	-	48	46	-	-	-	2	-	21
AV. SENT.		22	23	-	12	-	-	27	28	-	-	-	60		

**TABLE 4**  
**UNITED STATES DISTRICT COURTS**  
**TYPE OF SENTENCE FOR CONVICTED CRIMINAL DEFENDANTS**  
**TWELVE MONTH PERIOD ENDED JUNE 30, 1979**

DISTRICT AND OFFENSE	TOTAL CON- VICTED	TYPE OF IMPRISONMENT						TYPE OF PROBATION						SUS- PENDED SEN- TENCE	FINE ONLY
		TOTAL SEN- TENCED	ADULT			YOUTH CORREC- TIONS ACT	F.J. D.A.	TOTAL	ADULT			F.J. D.A.	NO SUPER- VISION		
			REGULAR	INDETER- MINATE	MIXED				IMME- DIATE	DELAYED	SPLIT				
TEXAS WESTERN TOTAL	793	532	389	63	27	53	-	208	199	-	1	3	5	1	52
AV. SENT.		53	52	63	39	52	-	47	46	-	66	53	60		
HOMICIDE	3	3	2	-	-	1	-	-	-	-	-	-	-	-	-
AV. SENT.		108	90	-	-	144	-	-	-	-	-	-	-	-	-
ROBBERY	8	6	2	4	-	-	-	2	2	-	-	-	-	-	-
AV. SENT.		141	125	120	-	-	-	60	60	-	-	-	-	-	-
ASSAULT	7	4	2	1	-	1	-	1	1	-	-	-	-	1	1
AV. SENT.		34	15	60	-	48	-	24	24	-	-	-	-	-	-
BURGLARY	4	2	1	1	-	-	-	2	2	-	-	-	-	-	-
AV. SENT.		90	60	120	-	-	-	12	12	-	-	-	-	-	-
LARCENY AND THEFT	79	26	22	-	1	3	-	24	22	-	-	2	-	-	29
AV. SENT.		47	46	-	12	64	-	29	26	-	-	60	-	-	
EMBEZZLEMENT	11	5	2	-	-	3	-	5	5	-	-	-	-	-	1
AV. SENT.		30	3	-	-	48	-	48	48	-	-	-	-	-	
FRAUD	80	42	27	5	9	1	-	28	28	-	-	-	-	-	10
AV. SENT.		26	21	38	32	48	-	40	40	-	-	-	-	-	
AUTO THEFT	9	9	7	1	-	1	-	-	-	-	-	-	-	-	-
AV. SENT.		46	44	60	-	48	-	-	-	-	-	-	-	-	-
FORGERY, COUNTERFEIT.	36	26	16	3	-	2	-	10	10	-	-	-	-	-	-
AV. SENT.		37	33	42	-	48	-	36	36	-	-	-	-	-	-
SEX OFFENSES	3	2	-	2	-	-	-	1	1	-	-	-	-	-	-
AV. SENT.		180	-	180	-	-	-	60	60	-	-	-	-	-	-
MARIHUANA	111	72	46	7	1	18	-	37	36	-	-	-	1	-	2
AV. SENT.		53	48	98	48	50	-	58	58	-	-	-	60	-	
NARCOTICS	168	131	103	13	1	14	-	36	35	-	1	-	-	-	1
AV. SENT.		88	97	67	24	51	-	48	48	-	66	-	-	-	
WEAPONS AND FIREARMS	33	23	18	4	-	1	-	9	9	-	-	-	-	-	1
AV. SENT.		36	33	45	-	48	-	49	49	-	-	-	-	-	
ESCAPE	47	43	35	5	2	1	-	4	4	-	-	-	-	-	-
AV. SENT.		26	26	28	12	48	-	45	45	-	-	-	-	-	-
OTHER GENERAL OFFENSES	8	3	2	-	-	1	-	3	3	-	-	-	-	-	2
AV. SENT.		64	72	-	-	48	-	48	48	-	-	-	-	-	
IMMIGRATION LAWS	162	122	97	11	12	2	-	40	35	-	-	1	4	-	-
AV. SENT.		37	34	42	53	48	-	57	57	-	-	39	60	-	
LIQUOR, INTERNAL REV.	-	-	-	-	-	-	-	-	-	-	-	-	-	-	-
AV. SENT.		-	-	-	-	-	-	-	-	-	-	-	-	-	-
SELECTIVE SERVICE ACT	-	-	-	-	-	-	-	-	-	-	-	-	-	-	-
AV. SENT.		-	-	-	-	-	-	-	-	-	-	-	-	-	-
OTHER SPECIAL OFFENSES	24	13	7	1	1	4	-	6	6	-	-	-	-	-	5
AV. SENT.		29	17	36	36	48	-	33	33	-	-	-	-	-	

**TABLE 4**  
**UNITED STATES DISTRICT COURTS**  
**TYPE OF SENTENCE FOR CONVICTED CRIMINAL DEFENDANTS**  
**TWELVE MONTH PERIOD ENDED JUNE 30, 1979**

TWELVE MONTH PERIOD ENDED JUNE 30, 1979															
DISTRICT AND OFFENSE	TOTAL CON- VICTED	TYPE OF IMPRISONMENT						TYPE OF PROBATION						SUS- PENDE SEN- TENCE	FINE ONLY
		TOTAL SEN- TENCED	ADULT			YOUTH CORREC- TIONS ACT	F.J. D.A.	TOTAL	ADULT			F.J. D.A.	NO SUPER- VISION		
			REGULAR	INDETER- MINATE	MIXED				IMME- DIATE	DELAYED	SPLIT				
CANAL ZONE TOTAL AV. SENT.	228	129 31	129 31	- -	- -	- -	- -	77 20	77 20	- -	- -	- -	- -	- -	22
HOMICIDE AV. SENT.	3	2 360	2 360	- -	- -	- -	- -	- -	- -	- -	- -	- -	- -	- -	1
ROBBERY AV. SENT.	20	20 43	20 43	- -	- -	- -	- -	- -	- -	- -	- -	- -	- -	- -	-
ASSAULT AV. SENT.	10	7 28	7 28	- -	- -	- -	- -	1 12	1 12	- -	- -	- -	- -	- -	2
BURGLARY AV. SENT.	42	40 32	40 32	- -	- -	- -	- -	2 36	2 36	- -	- -	- -	- -	- -	-
LARCENY AND THEFT AV. SENT.	33	16 10	16 10	- -	- -	- -	- -	15 28	15 28	- -	- -	- -	- -	- -	2
EMBEZZLEMENT AV. SENT.	9	6 32	6 32	- -	- -	- -	- -	2 27	2 27	- -	- -	- -	- -	- -	1
FRAUD AV. SENT.	4	- -	- -	- -	- -	- -	- -	1 36	1 36	- -	- -	- -	- -	- -	3
AUTO THEFT AV. SENT.	1	- -	- -	- -	- -	- -	- -	1 36	1 36	- -	- -	- -	- -	- -	-
FORGERY, COUNTERFEIT. AV. SENT.	6	1 96	1 96	- -	- -	- -	- -	5 31	5 31	- -	- -	- -	- -	- -	-
SEX OFFENSES AV. SENT.	3	3 22	3 22	- -	- -	- -	- -	- -	- -	- -	- -	- -	- -	- -	-
MARIHUANA AV. SENT.	66	23 9	23 9	- -	- -	- -	- -	37 14	37 14	- -	- -	- -	- -	- -	6
NARCOTICS AV. SENT.	13	3 37	3 37	- -	- -	- -	- -	10 19	10 19	- -	- -	- -	- -	- -	-
WEAPONS AND FIREARMS AV. SENT.	1	- -	- -	- -	- -	- -	- -	- -	- -	- -	- -	- -	- -	- -	1
ESCAPE AV. SENT.	6	5 11	5 11	- -	- -	- -	- -	- -	- -	- -	- -	- -	- -	- -	1
OTHER GENERAL OFFENSES AV. SENT.	9	2 48	2 48	- -	- -	- -	- -	2 24	2 24	- -	- -	- -	- -	- -	5
IMMIGRATION LAWS AV. SENT.	1	1 1	1 1	- -	- -	- -	- -	- -	- -	- -	- -	- -	- -	- -	-
LIQUOR, INTERNAL REV. AV. SENT.	-	- -	- -	- -	- -	- -	- -	- -	- -	- -	- -	- -	- -	- -	-
SELECTIVE SERVICE ACT AV. SENT.	-	- -	- -	- -	- -	- -	- -	- -	- -	- -	- -	- -	- -	- -	-
OTHER SPECIAL OFFENSES AV. SENT.	1	- -	- -	- -	- -	- -	- -	1 36	1 36	- -	- -	- -	- -	- -	-

**TABLE 4**  
**UNITED STATES DISTRICT COURTS**  
**TYPE OF SENTENCE FOR CONVICTED CRIMINAL DEFENDANTS**  
**TWELVE MONTH PERIOD ENDED JUNE 30, 1979**

DISTRICT AND OFFENSE	TOTAL CON- VICTED	TYPE OF IMPRISONMENT						TYPE OF PROBATION						SUS- PEN- DED SEN- TENCE	FINE ONLY
		TOTAL SEN- TENCED	ADULT			YOUTH CORREC- TIONS ACT	F.J. D.A.	TOTAL	ADULT			F.J. D.A.	NO SUPER- VISION		
			REGULAR	INDETER- MINATE	MIXED				IMME- DIATE	DELAYED	SPLIT				
KENTUCKY EASTERN TOTAL AV. SENT.	222	169 40	147 39	9 69	7 42	5 48	1 -	37 40	36 41	- -	- -	- -	1 24	1	15
HOMICIDE AV. SENT.	1	1 120	1 120	- -	- -	- -	- -	- -	- -	- -	- -	- -	- -	-	-
ROBBERY AV. SENT.	6	5 181	4 181	1 180	- -	- -	- -	1 60	1 60	- -	- -	- -	- -	-	-
ASSAULT AV. SENT.	1	1 60	1 60	- -	- -	- -	- -	- -	- -	- -	- -	- -	- -	-	-
BURGLARY AV. SENT.	1	1 60	1 60	- -	- -	- -	- -	- -	- -	- -	- -	- -	- -	-	-
LARCENY AND THEFT AV. SENT.	28	23 20	22 18	- -	- -	1 48	- -	5 48	5 48	- -	- -	- -	- -	-	-
EMBEZZLEMENT AV. SENT.	4	4 5	3 3	1 12	- -	- -	- -	- -	- -	- -	- -	- -	- -	-	-
FRAUD AV. SENT.	27	15 15	12 15	1 18	2 18	- -	- -	10 28	9 28	- -	- -	- -	1 24	-	2
AUTO THEFT AV. SENT.	14	14 34	12 33	2 42	- -	- -	- -	- -	- -	- -	- -	- -	- -	-	-
FORGERY, COUNTERFEIT, AV. SENT.	19	14 28	11 29	2 15	- -	1 48	- -	5 53	5 53	- -	- -	- -	- -	-	-
SEX OFFENSES AV. SENT.	-	- -	- -	- -	- -	- -	- -	- -	- -	- -	- -	- -	- -	-	-
MARIHUANA AV. SENT.	1	1 24	1 24	- -	- -	- -	- -	- -	- -	- -	- -	- -	- -	-	-
NARCOTICS AV. SENT.	11	11 43	11 43	- -	- -	- -	- -	- -	- -	- -	- -	- -	- -	-	-
WEAPONS AND FIREARMS AV. SENT.	26	23 48	20 52	- -	1 24	1 48	1 -	2 36	2 36	- -	- -	- -	- -	1	-
ESCAPE AV. SENT.	19	18 31	17 30	- -	- -	1 48	- -	1 -	1 -	- -	- -	- -	- -	-	-
OTHER GENERAL OFFENSES AV. SENT.	32	32 57	26 49	2 150	4 60	- -	- -	- -	- -	- -	- -	- -	- -	-	-
IMMIGRATION LAWS AV. SENT.	-	- -	- -	- -	- -	- -	- -	- -	- -	- -	- -	- -	- -	-	-
LIQUOR, INTERNAL REV. AV. SENT.	2	1 24	1 24	- -	- -	- -	- -	1 24	1 24	- -	- -	- -	- -	-	-
SELECTIVE SERVICE ACT AV. SENT.	-	- -	- -	- -	- -	- -	- -	- -	- -	- -	- -	- -	- -	-	-
OTHER SPECIAL OFFENSES AV. SENT.	30	5 24	4 18	- -	- -	1 48	- -	12 47	12 47	- -	- -	- -	- -	-	13

**TABLE 4**  
**UNITED STATES DISTRICT COURTS**  
**TYPE OF SENTENCE FOR CONVICTED CRIMINAL DEFENDANTS**  
**TWELVE MONTH PERIOD ENDED JUNE 30, 1979**

DISTRICT AND OFFENSE	TOTAL CON- VICTED	TYPE OF IMPRISONMENT						TYPE OF PROBATION						SUS- PENDED SEN- TENCE	FINE ONLY
		TOTAL SEN- TENCED	ADULT			YOUTH CORREC- TIONS ACT	F.J. D.A.	TOTAL	ADULT			F.J. D.A.	NO SUPER- VISION		
			REGULAR	INDETER- MINATE	MIXED				IMME- DIATE	DELAYED	SPLIT				
KENTUCKY WESTERN TOTAL	486	158	137	11	1	9	-	237	145	-	-	2	90	1	90
AV. SENT.		41	37	84	18	48	-	21	27	-	-	24	11		
HOMICIDE	-	-	-	-	-	-	-	-	-	-	-	-	-	-	-
AV. SENT.		-	-	-	-	-	-	-	-	-	-	-	-	-	-
ROBBERY	12	12	9	3	-	-	-	-	-	-	-	-	-	-	-
AV. SENT.		220	220	220	-	-	-	-	-	-	-	-	-	-	-
ASSAULT	6	3	1	-	-	2	-	3	1	-	-	-	2	-	-
AV. SENT.		32	1	-	-	48	-	14	12	-	-	-	15	-	-
BURGLARY	2	2	2	-	-	-	-	-	-	-	-	-	-	-	-
AV. SENT.		20	20	-	-	-	-	-	-	-	-	-	-	-	-
LARCENY AND THEFT	211	22	19	-	-	3	-	128	40	-	-	1	87	-	61
AV. SENT.		23	20	-	-	48	-	14	23	-	-	24	10	-	-
EMBEZZLEMENT	7	2	2	-	-	-	-	5	5	-	-	-	-	-	-
AV. SENT.		6	6	-	-	-	-	21	21	-	-	-	-	-	-
FRAUD	51	26	23	2	1	-	-	22	22	-	-	-	-	1	2
AV. SENT.		15	14	24	18	-	-	42	42	-	-	-	-	-	-
AUTO THEFT	16	13	13	-	-	-	-	3	3	-	-	-	-	-	-
AV. SENT.		29	29	-	-	-	-	20	20	-	-	-	-	-	-
FORGERY, COUNTERFEIT.	38	10	14	3	-	1	-	20	20	-	-	-	-	-	-
AV. SENT.		36	33	46	-	48	-	26	26	-	-	-	-	-	-
SEX OFFENSES	3	1	1	-	-	-	-	2	1	-	-	1	-	-	-
AV. SENT.		18	18	-	-	-	-	24	24	-	-	24	-	-	-
MARIHUANA	16	3	3	-	-	-	-	12	12	-	-	-	-	-	1
AV. SENT.		34	34	-	-	-	-	21	21	-	-	-	-	-	-
NARCOTICS	9	3	3	-	-	-	-	5	5	-	-	-	-	-	1
AV. SENT.		60	60	-	-	-	-	48	48	-	-	-	-	-	-
WEAPONS AND FIREARMS	25	17	12	2	-	3	-	8	8	-	-	-	-	-	-
AV. SENT.		44	46	27	-	48	-	25	25	-	-	-	-	-	-
ESCAPE	15	15	14	1	-	-	-	-	-	-	-	-	-	-	-
AV. SENT.		23	23	24	-	-	-	-	-	-	-	-	-	-	-
OTHER GENERAL OFFENSES	32	13	13	-	-	-	-	14	14	-	-	-	-	-	5
AV. SENT.		26	25	-	-	-	-	26	25	-	-	-	-	-	-
IMMIGRATION LAWS	2	-	-	-	-	-	-	1	1	-	-	-	-	-	1
AV. SENT.		-	-	-	-	-	-	12	12	-	-	-	-	-	-
LIQUOR, INTERNAL REV.	-	-	-	-	-	-	-	-	-	-	-	-	-	-	-
AV. SENT.		-	-	-	-	-	-	-	-	-	-	-	-	-	-
SELECTIVE SERVICE ACT	-	-	-	-	-	-	-	-	-	-	-	-	-	-	-
AV. SENT.		-	-	-	-	-	-	-	-	-	-	-	-	-	-
OTHER SPECIAL OFFENSES	41	8	8	-	-	-	-	14	13	-	-	-	1	-	19
AV. SENT.		9	9	-	-	-	-	22	22	-	-	-	24	-	-

**TABLE 4**  
**UNITED STATES DISTRICT COURTS**  
**TYPE OF SENTENCE FOR CONVICTED CRIMINAL DEFENDANTS**  
**TWELVE MONTH PERIOD ENDED JUNE 30, 1979**

DISTRICT AND OFFENSE	TOTAL CON- VICTED	TYPE OF IMPRISONMENT						TYPE OF PROBATION						SUS- PENDED SEN- TENCE	FINE ONLY
		TOTAL SEN- TENCED	ADULT			YOUTH CORREC- TIONS ACT	F.J. D.A.	TOTAL	ADULT			F.J. D.A.	NO SUPER- VISION		
			REGULAR	INDETER- MINATE	MIXED				IMME- DIATE	DELAYED	SPLIT				
MICHIGAN EASTERN TOTAL	664	412	344	53	9	6	-	229	226	-	-	-	3	1	22
AV. SENT.		32	31	32	74	48	-	28	28	-	-	-	36		
HOMICIDE	-	-	-	-	-	-	-	-	-	-	-	-	-	-	-
AV. SENT.		-	-	-	-	-	-	-	-	-	-	-	-	-	-
ROBBERY	28	26	20	5	-	1	-	2	2	-	-	-	-	-	-
AV. SENT.		117	133	64	-	48	-	13	18	-	-	-	-	-	-
ASSAULT	4	2	2	-	-	-	-	2	1	-	-	-	1	-	-
AV. SENT.		9	9	-	-	-	-	18	12	-	-	-	24	-	-
BURGLARY	3	1	1	-	-	-	-	2	2	-	-	-	-	-	-
AV. SENT.		36	36	-	-	-	-	30	30	-	-	-	-	-	-
LARCENY AND THEFT	52	36	27	6	1	2	-	16	16	-	-	-	-	-	-
AV. SENT.		27	19	32	180	48	-	31	31	-	-	-	-	-	-
EMBEZZLEMENT	24	10	9	1	-	-	-	14	14	-	-	-	-	-	-
AV. SENT.		4	3	15	-	-	-	31	31	-	-	-	-	-	-
FRAUD	123	61	53	6	2	-	-	55	55	-	-	-	-	-	7
AV. SENT.		13	10	34	24	-	-	26	26	-	-	-	-	-	-
AUTO THEFT	12	10	9	1	-	-	-	2	2	-	-	-	-	-	-
AV. SENT.		25	25	24	-	-	-	30	30	-	-	-	-	-	-
FORGERY, COUNTERFEIT.	87	54	48	6	-	-	-	33	33	-	-	-	-	-	-
AV. SENT.		19	19	25	-	-	-	32	32	-	-	-	-	-	-
SEX OFFENSES	-	-	-	-	-	-	-	-	-	-	-	-	-	-	-
AV. SENT.		-	-	-	-	-	-	-	-	-	-	-	-	-	-
MARIHUANA	18	12	10	1	-	1	-	6	6	-	-	-	-	-	-
AV. SENT.		35	35	24	-	48	-	25	25	-	-	-	-	-	-
NARCOTICS	143	113	88	18	5	2	-	29	29	-	-	-	-	1	-
AV. SENT.		36	36	30	52	48	-	31	31	-	-	-	-	-	-
WEAPONS AND FIREARMS	64	44	38	5	1	-	-	18	18	-	-	-	-	-	2
AV. SENT.		32	30	22	180	-	-	26	26	-	-	-	-	-	-
ESCAPE	7	7	5	2	-	-	-	-	-	-	-	-	-	-	-
AV. SENT.		16	15	18	-	-	-	-	-	-	-	-	-	-	-
OTHER GENERAL OFFENSES	39	21	20	1	-	-	-	15	15	-	-	-	-	-	3
AV. SENT.		34	33	60	-	-	-	23	23	-	-	-	-	-	-
IMMIGRATION LAWS	18	5	4	1	-	-	-	13	11	-	-	-	2	-	-
AV. SENT.		13	11	18	-	-	-	28	26	-	-	-	42	-	-
LIQUOR, INTERNAL REV.	-	-	-	-	-	-	-	-	-	-	-	-	-	-	-
AV. SENT.		-	-	-	-	-	-	-	-	-	-	-	-	-	-
SELECTIVE SERVICE ACT	-	-	-	-	-	-	-	-	-	-	-	-	-	-	-
AV. SENT.		-	-	-	-	-	-	-	-	-	-	-	-	-	-
OTHER SPECIAL OFFENSES	42	10	10	-	-	-	-	22	22	-	-	-	-	-	10
AV. SENT.		30	30	-	-	-	-	23	23	-	-	-	-	-	-



**TABLE 4**  
**UNITED STATES DISTRICT COURTS**  
**TYPE OF SENTENCE FOR CONVICTED CRIMINAL DEFENDANTS**  
**TWELVE MONTH PERIOD ENDED JUNE 30, 1979**

DISTRICT AND OFFENSE	TOTAL CON- VICTED	TYPE OF IMPRISONMENT						TYPE OF PROBATION						SUS- PEN- DED SEN- TENCE	FINE ONLY
		TOTAL SEN- TENCED	ADULT			YOUTH CORREC- TIONS ACT	F.J. D.A.	TOTAL	ADULT			F.J. D.A.	NO SUPER- VISION		
			REGULAR	INDETER- MINATE	MIXED				IMME- DIATE	DELAYED	SPLIT				
MICHIGAN WESTERN TOTAL	183	61	42	14	1	4	-	112	112	-	-	-	-	-	10
AV. SENT.		58	52	81	18	48	-	33	33	-	-	-	-	-	
HOMICIDE	1	-	-	-	-	-	-	1	1	-	-	-	-	-	-
AV. SENT.		-	-	-	-	-	-	60	60	-	-	-	-	-	-
ROBBERY	8	8	4	2	-	2	-	-	-	-	-	-	-	-	-
AV. SENT.		157	195	192	-	48	-	-	-	-	-	-	-	-	-
ASSAULT	2	-	-	-	-	-	-	2	2	-	-	-	-	-	-
AV. SENT.		-	-	-	-	-	-	13	13	-	-	-	-	-	-
BURGLARY	-	-	-	-	-	-	-	-	-	-	-	-	-	-	-
AV. SENT.		-	-	-	-	-	-	-	-	-	-	-	-	-	-
LARCENY AND THEFT	29	4	3	-	-	1	-	23	23	-	-	-	-	-	2
AV. SENT.		42	40	-	-	48	-	33	33	-	-	-	-	-	
EMBEZZLEMENT	17	3	3	-	-	-	-	14	14	-	-	-	-	-	-
AV. SENT.		22	22	-	-	-	-	36	36	-	-	-	-	-	-
FRAUD	34	12	8	3	1	-	-	21	21	-	-	-	-	-	1
AV. SENT.		34	32	46	18	-	-	28	28	-	-	-	-	-	
AUTO THEFT	5	1	1	-	-	-	-	4	4	-	-	-	-	-	-
AV. SENT.		60	60	-	-	-	-	31	31	-	-	-	-	-	-
FORGERY, COUNTERFEIT.	36	10	7	2	-	1	-	26	26	-	-	-	-	-	-
AV. SENT.		48	46	54	-	48	-	34	34	-	-	-	-	-	-
SEX OFFENSES	1	1	1	-	-	-	-	-	-	-	-	-	-	-	-
AV. SENT.		120	120	-	-	-	-	-	-	-	-	-	-	-	-
MARIHUANA	-	-	-	-	-	-	-	-	-	-	-	-	-	-	-
AV. SENT.		-	-	-	-	-	-	-	-	-	-	-	-	-	-
NARCOTICS	16	12	7	5	-	-	-	4	4	-	-	-	-	-	-
AV. SENT.		64	60	69	-	-	-	42	42	-	-	-	-	-	-
WEAPONS AND FIREARMS	7	4	2	2	-	-	-	2	2	-	-	-	-	-	1
AV. SENT.		41	4	78	-	-	-	36	36	-	-	-	-	-	
ESCAPE	-	-	-	-	-	-	-	-	-	-	-	-	-	-	-
AV. SENT.		-	-	-	-	-	-	-	-	-	-	-	-	-	-
OTHER GENERAL OFFENSES	3	-	-	-	-	-	-	3	3	-	-	-	-	-	-
AV. SENT.		-	-	-	-	-	-	36	36	-	-	-	-	-	-
IMMIGRATION LAWS	2	2	2	-	-	-	-	-	-	-	-	-	-	-	-
AV. SENT.		21	21	-	-	-	-	-	-	-	-	-	-	-	-
LIQUOR, INTERNAL REV.	-	-	-	-	-	-	-	-	-	-	-	-	-	-	-
AV. SENT.		-	-	-	-	-	-	-	-	-	-	-	-	-	-
SELECTIVE SERVICE ACT	-	-	-	-	-	-	-	-	-	-	-	-	-	-	-
AV. SENT.		-	-	-	-	-	-	-	-	-	-	-	-	-	-
OTHER SPECIAL OFFENSES	22	4	4	-	-	-	-	12	12	-	-	-	-	-	6
AV. SENT.		3	3	-	-	-	-	31	31	-	-	-	-	-	

**TABLE 4**  
**UNITED STATES DISTRICT COURTS**  
**TYPE OF SENTENCE FOR CONVICTED CRIMINAL DEFENDANTS**  
**TWELVE MONTH PERIOD ENDED JUNE 30, 1979**

DISTRICT AND OFFENSE	TOTAL CON- VICTED	TYPE OF IMPRISONMENT						TYPE OF PROBATION						SUS- PEN- DED SEN- TENCE	FINE ONLY
		TOTAL SEN- TENCED	ADULT			YOUTH CORREC- TIONS ACT	F.J. D.A.	TOTAL	ADULT			F.J. D.A.	NO SUPER- VISION		
			REGULAR	INDETER- MINATE	MIXED				IMME- DIATE	DELAYED	SPLIT				
OHIO NORTHERN TOTAL	383	178	134	29	4	11	-	180	178	-	-	-	2	-	25
AV. SENT.		44	36	76	42	48	-	34	34	-	-	-	12	-	
HOMICIDE	-	-	-	-	-	-	-	-	-	-	-	-	-	-	-
AV. SENT.		-	-	-	-	-	-	-	-	-	-	-	-	-	-
ROBBERY	23	22	12	9	-	1	-	1	1	-	-	-	-	-	-
AV. SENT.		131	149	117	-	48	-	60	60	-	-	-	-	-	-
ASSAULT	2	-	-	-	-	-	-	2	1	-	-	-	1	-	-
AV. SENT.		-	-	-	-	-	-	18	24	-	-	-	12	-	-
BURGLARY	-	-	-	-	-	-	-	-	-	-	-	-	-	-	-
AV. SENT.		-	-	-	-	-	-	-	-	-	-	-	-	-	-
LARCENY AND THEFT	40	23	15	4	-	4	-	17	17	-	-	-	-	-	-
AV. SENT.		40	31	64	-	48	-	34	34	-	-	-	-	-	-
EMBEZZLEMENT	41	10	9	-	-	1	-	31	31	-	-	-	-	-	-
AV. SENT.		12	8	-	-	48	-	36	36	-	-	-	-	-	-
FRAUD	80	30	25	3	1	1	-	47	47	-	-	-	-	-	3
AV. SENT.		22	13	74	60	48	-	33	33	-	-	-	-	-	
AUTO THEFT	11	11	9	2	-	-	-	-	-	-	-	-	-	-	-
AV. SENT.		48	48	48	-	-	-	-	-	-	-	-	-	-	-
FORGERY, COUNTERFEIT.	48	19	13	4	-	2	-	29	29	-	-	-	-	-	-
AV. SENT.		38	30	61	-	48	-	32	32	-	-	-	-	-	-
SEX OFFENSES	-	-	-	-	-	-	-	-	-	-	-	-	-	-	-
AV. SENT.		-	-	-	-	-	-	-	-	-	-	-	-	-	-
MARIJUANA	1	-	-	-	-	-	-	-	-	-	-	-	-	-	1
AV. SENT.		-	-	-	-	-	-	-	-	-	-	-	-	-	
NARCOTICS	12	10	4	2	2	2	-	2	2	-	-	-	-	-	-
AV. SENT.		47	60	21	48	48	-	18	18	-	-	-	-	-	-
WEAPONS AND FIREARMS	50	29	25	3	1	-	-	21	21	-	-	-	-	-	-
AV. SENT.		18	16	37	12	-	-	36	36	-	-	-	-	-	-
ESCAPE	-	-	-	-	-	-	-	-	-	-	-	-	-	-	-
AV. SENT.		-	-	-	-	-	-	-	-	-	-	-	-	-	-
OTHER GENERAL OFFENSES	18	14	13	1	-	-	-	4	4	-	-	-	-	-	-
AV. SENT.		48	47	60	-	-	-	39	39	-	-	-	-	-	-
IMMIGRATION LAWS	2	1	1	-	-	-	-	1	1	-	-	-	-	-	-
AV. SENT.		12	12	-	-	-	-	36	36	-	-	-	-	-	-
LIQUOR, INTERNAL REV.	-	-	-	-	-	-	-	-	-	-	-	-	-	-	-
AV. SENT.		-	-	-	-	-	-	-	-	-	-	-	-	-	-
SELECTIVE SERVICE ACT	-	-	-	-	-	-	-	-	-	-	-	-	-	-	-
AV. SENT.		-	-	-	-	-	-	-	-	-	-	-	-	-	-
OTHER SPECIAL OFFENSES	55	9	8	1	-	-	-	25	24	-	-	-	1	-	21
AV. SENT.		27	16	120	-	-	-	30	31	-	-	-	12	-	



**TABLE 4**  
**UNITED STATES DISTRICT COURTS**  
**TYPE OF SENTENCE FOR CONVICTED CRIMINAL DEFENDANTS**  
**TWELVE MONTH PERIOD ENDED JUNE 30, 1979**

DISTRICT AND OFFENSE	TOTAL CON- VICTED	TYPE OF IMPRISONMENT						TYPE OF PROBATION						SUS- PENDED SEN- TENCE	FINE ONLY
		TOTAL SEN- TENCED	ADULT			YOUTH CORREC- TIONS ACT	F.J. D.A.	TOTAL	ADULT			F.J. D.A.	NO SUPER- VISION		
			REGULAR	INDETER- MINATE	MIXED				IMME- DIATE	DELAYED	SPLIT				
OHIO SOUTHERN TOTAL AV. SENT.	278	159 67	150 67	1 60	2 157	6 48	-	104 27	100 28	1 -	-	-	3 12	-	15
HOMICIDE AV. SENT.	-	-	-	-	-	-	-	-	-	-	-	-	-	-	-
ROBBERY AV. SENT.	30	29 150	27 158	-	-	2 48	-	1 -	-	1 -	-	-	-	-	-
ASSAULT AV. SENT.	1	1 24	1 24	-	-	-	-	-	-	-	-	-	-	-	-
BURGLARY AV. SENT.	1	1 12	1 12	-	-	-	-	-	-	-	-	-	-	-	-
LARCENY AND THEFT AV. SENT.	48	26 36	23 30	-	1 170	2 48	-	22 26	21 27	-	-	-	1 12	-	-
EMBEZZLEMENT AV. SENT.	32	16 20	16 20	-	-	-	-	15 26	14 27	-	-	-	1 12	-	1
FRAUD AV. SENT.	56	22 29	21 28	-	-	1 48	-	25 26	24 26	-	-	-	1 12	-	9
AUTO THEFT AV. SENT.	7	6 70	5 75	-	-	1 48	-	1 36	1 36	-	-	-	-	-	-
FORGERY, COUNTERFEIT. AV. SENT.	48	28 47	27 46	1 60	-	-	-	19 32	19 32	-	-	-	-	-	1
SEX OFFENSES AV. SENT.	-	-	-	-	-	-	-	-	-	-	-	-	-	-	-
MARIHUANA AV. SENT.	-	-	-	-	-	-	-	-	-	-	-	-	-	-	-
NARCOTICS AV. SENT.	12	6 46	6 46	-	-	-	-	6 38	6 38	-	-	-	-	-	-
WEAPONS AND FIREARMS AV. SENT.	13	4 68	4 68	-	-	-	-	7 24	7 24	-	-	-	-	-	2
ESCAPE AV. SENT.	3	3 24	3 24	-	-	-	-	-	-	-	-	-	-	-	-
OTHER GENERAL OFFENSES AV. SENT.	17	13 157	12 159	-	1 144	-	-	3 24	3 24	-	-	-	-	-	1
IMMIGRATION LAWS AV. SENT.	2	1 12	1 12	-	-	-	-	1 12	1 12	-	-	-	-	-	-
LIQUOR, INTERNAL REV. AV. SENT.	-	-	-	-	-	-	-	-	-	-	-	-	-	-	-
SELECTIVE SERVICE ACT AV. SENT.	-	-	-	-	-	-	-	-	-	-	-	-	-	-	-
OTHER SPECIAL OFFENSES AV. SENT.	8	3 16	3 16	-	-	-	-	4 21	4 21	-	-	-	-	-	1

**TABLE 4**  
**UNITED STATES DISTRICT COURTS**  
**TYPE OF SENTENCE FOR CONVICTED CRIMINAL DEFENDANTS**  
**TWELVE MONTH PERIOD ENDED JUNE 30, 1979**

DISTRICT AND OFFENSE	TOTAL CON- VICTED	TYPE OF IMPRISONMENT						TYPE OF PROBATION						SUS- PENDE SEN- TENCE	FINE ONLY
		TOTAL SEN- TENCED	ADULT			YOUTH CORREC- TIONS ACT	F.J. D.A.	TOTAL	ADULT			F.J. D.A.	NO SUPER- VISION		
			REGULAR	INDETER- MINATE	MIXED				IMME- DIATE	DELAYED	SPLIT				
TENNESSEE EASTERN TOTAL AV. SENT.	150 54	80 54	42 45	19 90	13 37	6 48	- -	64 25	63 25	- -	- -	- -	1 -	- -	6
HOMICIDE AV. SENT.	- -	- -	- -	- -	- -	- -	- -	- -	- -	- -	- -	- -	- -	- -	- -
ROBBERY AV. SENT.	11 125	11 125	4 99	6 156	- -	1 48	- -	- -	- -	- -	- -	- -	- -	- -	- -
ASSAULT AV. SENT.	2 96	1 96	- -	- -	1 96	- -	- -	- -	- -	- -	- -	- -	- -	- -	1
BURGLARY AV. SENT.	- -	- -	- -	- -	- -	- -	- -	- -	- -	- -	- -	- -	- -	- -	- -
LARCENY AND THEFT AV. SENT.	17 36	11 36	4 22	2 34	2 48	3 48	- -	6 30	6 30	- -	- -	- -	- -	- -	- -
EMBEZZLEMENT AV. SENT.	14 19	13 19	9 12	2 39	2 30	- -	- -	1 24	1 24	- -	- -	- -	- -	- -	- -
FRAUD AV. SENT.	30 48	6 48	4 40	1 120	1 12	- -	- -	23 19	23 19	- -	- -	- -	- -	- -	1
AUTO THEFT AV. SENT.	7 39	6 39	2 10	1 72	2 48	1 48	- -	1 12	1 12	- -	- -	- -	- -	- -	- -
FORGERY, COUNTERFEIT, AV. SENT.	22 40	12 40	5 20	3 82	3 28	1 48	- -	10 34	10 34	- -	- -	- -	- -	- -	- -
SEX OFFENSES AV. SENT.	- -	- -	- -	- -	- -	- -	- -	- -	- -	- -	- -	- -	- -	- -	- -
MARIJUANA AV. SENT.	1 24	1 24	1 24	- -	- -	- -	- -	- -	- -	- -	- -	- -	- -	- -	- -
NARCOTICS AV. SENT.	3 42	3 42	2 21	1 84	- -	- -	- -	- -	- -	- -	- -	- -	- -	- -	- -
WEAPONS AND FIREARMS AV. SENT.	15 20	5 20	3 21	1 24	1 12	- -	- -	8 30	8 30	- -	- -	- -	- -	- -	2
ESCAPE AV. SENT.	4 109	4 109	3 138	1 24	- -	- -	- -	- -	- -	- -	- -	- -	- -	- -	- -
OTHER GENERAL OFFENSES AV. SENT.	8 103	5 103	4 114	1 60	- -	- -	- -	3 24	2 36	- -	- -	- -	1 -	- -	- -
IMMIGRATION LAWS AV. SENT.	- -	- -	- -	- -	- -	- -	- -	- -	- -	- -	- -	- -	- -	- -	- -
LIQUOR, INTERNAL REV. AV. SENT.	2 36	1 36	- -	- -	1 36	- -	- -	1 18	1 18	- -	- -	- -	- -	- -	- -
SELECTIVE SERVICE ACT AV. SENT.	- -	- -	- -	- -	- -	- -	- -	- -	- -	- -	- -	- -	- -	- -	- -
OTHER SPECIAL OFFENSES AV. SENT.	14 5	1 5	1 5	- -	- -	- -	- -	11 24	11 24	- -	- -	- -	- -	- -	2

**TABLE 4**  
**UNITED STATES DISTRICT COURTS**  
**TYPE OF SENTENCE FOR CONVICTED CRIMINAL DEFENDANTS**  
**TWELVE MONTH PERIOD ENDED JUNE 30, 1979**

DISTRICT AND OFFENSE	TOTAL CON- VICTED	TYPE OF IMPRISONMENT						TYPE OF PROBATION						SUS- PENDED SEN- TENCE	FINE ONLY
		TOTAL SEN- TENCED	ADULT			YOUTH CORREC- TIONS ACT	F.J. D.A.	TOTAL	ADULT			F.J. D.A.	NO SUPER- VISION		
			REGULAR	INDETER- MINATE	MIXED				IMME- DIATE	DELAYED	SPLIT				
TENNESSEE MIDDLE TOTAL	258	115	104	7	1	3	-	117	98	1	-	-	18	-	26
AV. SENT.		72	65	197	48	48	-	26	28	48	-	-	13	-	
HOMICIDE	-	-	-	-	-	-	-	-	-	-	-	-	-	-	-
AV. SENT.		-	-	-	-	-	-	-	-	-	-	-	-	-	-
ROBBERY	3	3	3	-	-	-	-	-	-	-	-	-	-	-	-
AV. SENT.		188	188	-	-	-	-	-	-	-	-	-	-	-	-
ASSAULT	1	-	-	-	-	-	-	1	-	-	-	-	1	-	-
AV. SENT.		-	-	-	-	-	-	15	-	-	-	-	15	-	-
BURGLARY	-	-	-	-	-	-	-	-	-	-	-	-	-	-	-
AV. SENT.		-	-	-	-	-	-	-	-	-	-	-	-	-	-
LARCENY AND THEFT	16	10	9	1	-	-	-	5	5	-	-	-	-	-	1
AV. SENT.		69	63	120	-	-	-	43	43	-	-	-	-	-	-
EMBEZZLEMENT	8	3	2	-	-	1	-	5	5	-	-	-	-	-	-
AV. SENT.		16	1	-	-	48	-	33	33	-	-	-	-	-	-
FRAUD	40	14	14	-	-	-	-	25	23	1	-	-	1	-	1
AV. SENT.		17	17	-	-	-	-	33	34	48	-	-	12	-	-
AUTO THEFT	8	7	7	-	-	-	-	1	1	-	-	-	-	-	-
AV. SENT.		31	31	-	-	-	-	36	36	-	-	-	-	-	-
FORGERY, COUNTERFEIT.	27	13	13	-	-	-	-	14	14	-	-	-	-	-	-
AV. SENT.		35	35	-	-	-	-	39	39	-	-	-	-	-	-
SEX OFFENSES	3	-	-	-	-	-	-	2	-	-	-	-	2	-	1
AV. SENT.		-	-	-	-	-	-	33	-	-	-	-	33	-	-
MARIHUANA	4	3	3	-	-	-	-	1	1	-	-	-	-	-	-
AV. SENT.		32	32	-	-	-	-	12	12	-	-	-	-	-	-
NARCOTICS	19	16	15	-	1	-	-	3	3	-	-	-	-	-	-
AV. SENT.		79	82	-	48	-	-	38	38	-	-	-	-	-	-
WEAPONS AND FIREARMS	31	22	20	2	-	-	-	8	8	-	-	-	-	-	1
AV. SENT.		51	49	72	-	-	-	43	43	-	-	-	-	-	-
ESCAPE	8	7	6	1	-	-	-	1	1	-	-	-	-	-	-
AV. SENT.		18	15	36	-	-	-	60	60	-	-	-	-	-	-
OTHER GENERAL OFFENSES	61	8	5	3	-	-	-	31	21	-	-	-	10	-	22
AV. SENT.		399	423	360	-	-	-	8	9	-	-	-	7	-	-
IMMIGRATION LAWS	-	-	-	-	-	-	-	-	-	-	-	-	-	-	-
AV. SENT.		-	-	-	-	-	-	-	-	-	-	-	-	-	-
LIQUOR, INTERNAL REV.	-	-	-	-	-	-	-	-	-	-	-	-	-	-	-
AV. SENT.		-	-	-	-	-	-	-	-	-	-	-	-	-	-
SELECTIVE SERVICE ACT	-	-	-	-	-	-	-	-	-	-	-	-	-	-	-
AV. SENT.		-	-	-	-	-	-	-	-	-	-	-	-	-	-
OTHER SPECIAL OFFENSES	29	9	7	-	-	2	-	20	16	-	-	-	4	-	-
AV. SENT.		28	22	-	-	48	-	20	19	-	-	-	21	-	-

**TABLE 4**  
**UNITED STATES DISTRICT COURTS**  
**TYPE OF SENTENCE FOR CONVICTED CRIMINAL DEFENDANTS**  
**TWELVE MONTH PERIOD ENDED JUNE 30, 1979**

DISTRICT AND OFFENSE	TOTAL CON- VICTED	TYPE OF IMPRISONMENT						TYPE OF PROBATION						SUS- PENDE SEN- TENCE	FIN: ONL
		TOTAL SEN- TENCED	ADULT			YOUTH CORREC- TIONS ACT	F.J. D.A.	TOTAL	ADULT			F.J. D.A.	NO SUPER- VISION		
			REGULAR	INDETER- MINATE	MIXED				IMME- DIATE	DELAYED	SPLIT				
TENNESSEE WESTERN TOTAL	332	168	129	9	27	3	-	142	138	-	1	-	3	-	22
AV. SENT.		23	22	32	23	48	-	30	31	-	32	-	14	-	
HOMICIDE	-	-	-	-	-	-	-	-	-	-	-	-	-	-	-
AV. SENT.		-	-	-	-	-	-	-	-	-	-	-	-	-	-
ROBBERY	2	2	1	1	-	-	-	-	-	-	-	-	-	-	-
AV. SENT.		132	240	24	-	-	-	-	-	-	-	-	-	-	-
ASSAULT	4	3	3	-	-	-	-	1	1	-	-	-	-	-	-
AV. SENT.		6	6	-	-	-	-	12	12	-	-	-	-	-	-
BURGLARY	-	-	-	-	-	-	-	-	-	-	-	-	-	-	-
AV. SENT.		-	-	-	-	-	-	-	-	-	-	-	-	-	-
LARCENY AND THEFT	26	11	10	1	-	-	-	15	14	-	-	-	1	-	-
AV. SENT.		25	24	36	-	-	-	34	35	-	-	-	24	-	-
EMBEZZLEMENT	13	4	1	-	3	-	-	9	9	-	-	-	-	-	-
AV. SENT.		11	-	-	15	-	-	29	29	-	-	-	-	-	-
FRAUD	74	19	15	-	4	-	-	49	49	-	-	-	-	-	6
AV. SENT.		15	13	-	21	-	-	29	29	-	-	-	-	-	-
AUTO THEFT	13	7	5	-	2	-	-	6	6	-	-	-	-	-	-
AV. SENT.		28	27	-	33	-	-	35	35	-	-	-	-	-	-
FORGERY, COUNTERFEIT.	104	61	45	3	13	-	-	41	39	-	1	-	1	-	2
AV. SENT.		18	15	36	25	-	-	33	34	-	32	-	12	-	-
SEX OFFENSES	-	-	-	-	-	-	-	-	-	-	-	-	-	-	-
AV. SENT.		-	-	-	-	-	-	-	-	-	-	-	-	-	-
MARIHUANA	2	2	2	-	-	-	-	-	-	-	-	-	-	-	-
AV. SENT.		33	33	-	-	-	-	-	-	-	-	-	-	-	-
NARCOTICS	26	23	20	-	2	1	-	3	3	-	-	-	-	-	-
AV. SENT.		45	48	-	21	48	-	24	24	-	-	-	-	-	-
WEAPONS AND FIREARMS	10	5	5	-	-	-	-	5	5	-	-	-	-	-	-
AV. SENT.		12	12	-	-	-	-	26	26	-	-	-	-	-	-
ESCAPE	13	11	10	-	1	-	-	2	2	-	-	-	-	-	-
AV. SENT.		22	21	-	36	-	-	25	25	-	-	-	-	-	-
OTHER GENERAL OFFENSES	8	6	3	2	1	-	-	2	2	-	-	-	-	-	-
AV. SENT.		20	10	39	12	-	-	18	18	-	-	-	-	-	-
IMMIGRATION LAWS	1	1	-	1	-	-	-	-	-	-	-	-	-	-	-
AV. SENT.		24	-	24	-	-	-	-	-	-	-	-	-	-	-
LIQUOR, INTERNAL REV.	-	-	-	-	-	-	-	-	-	-	-	-	-	-	-
AV. SENT.		-	-	-	-	-	-	-	-	-	-	-	-	-	-
SELECTIVE SERVICE ACT	-	-	-	-	-	-	-	-	-	-	-	-	-	-	-
AV. SENT.		-	-	-	-	-	-	-	-	-	-	-	-	-	-
OTHER SPECIAL OFFENSES	36	13	9	1	1	2	-	9	8	-	-	-	1	-	14
AV. SENT.		14	7	24	8	48	-	29	32	-	-	-	6	-	-

**TABLE 4**  
**UNITED STATES DISTRICT COURTS**  
**TYPE OF SENTENCE FOR CONVICTED CRIMINAL DEFENDANTS**  
**TWELVE MONTH PERIOD ENDED JUNE 30, 1979**

TWELVE MONTH PERIOD ENDED JUNE 30, 1979															
DISTRICT AND OFFENSE	TOTAL CON- VICTED	TYPE OF IMPRISONMENT						TYPE OF PROBATION						SUS- PENDED SEN- TENCE	FINE ONLY
		TOTAL SEN- TENCED	ADULT			YOUTH CORREC- TIONS ACT	F.J. D.A.	TOTAL	ADULT			F.J. D.A.	NO SUPER- VISION		
			REGULAR	INDETER- MINATE	MIXED				IMME- DIATE	DELAYED	SPLIT				
ILLINOIS NORTHERN TOTAL	815	446	292	2	139	13	-	328	323	-	1	-	4	3	3
AV. SENT.		31	31	30	29	48	-	42	42	-	-	-	39		
HOMICIDE	-	-	-	-	-	-	-	-	-	-	-	-	-	-	-
AV. SENT.			-	-	-	-	-	-	-	-	-	-	-	-	-
ROBBERY	23	21	17	-	-	4	-	2	2	-	-	-	-	-	-
AV. SENT.		115	131	-	-	48	-	60	60	-	-	-	-	-	-
ASSAULT	3	2	2	-	-	-	-	1	1	-	-	-	-	-	-
AV. SENT.		27	27	-	-	-	-	6	6	-	-	-	-	-	-
BURGLARY	-	-	-	-	-	-	-	-	-	-	-	-	-	-	-
AV. SENT.			-	-	-	-	-	-	-	-	-	-	-	-	-
LARCENY AND THEFT	106	64	39	-	20	5	-	40	39	-	-	-	1	1	1
AV. SENT.		23	17	-	27	48	-	46	47	-	-	-	24		
EMBEZZLEMENT	43	22	14	-	8	-	-	21	21	-	-	-	-	-	-
AV. SENT.		20	19	-	21	-	-	46	46	-	-	-	-	-	-
FRAUD	195	84	54	-	30	-	-	102	101	-	-	-	1	1	8
AV. SENT.		13	8	-	21	-	-	39	39	-	-	-	60		
AUTO THEFT	7	3	3	-	-	-	-	4	4	-	-	-	-	-	-
AV. SENT.		148	148	-	-	-	-	45	45	-	-	-	-	-	-
FORGERY, COUNTERFEIT.	93	38	19	-	19	-	-	55	54	-	1	-	-	-	-
AV. SENT.		31	39	-	23	-	-	44	45	-	-	-	-	-	-
SEX OFFENSES	-	-	-	-	-	-	-	-	-	-	-	-	-	-	-
AV. SENT.			-	-	-	-	-	-	-	-	-	-	-	-	-
MARIHUANA	1	1	-	-	1	-	-	-	-	-	-	-	-	-	-
AV. SENT.		24	-	-	24	-	-	-	-	-	-	-	-	-	-
NARCOTICS	140	115	81	1	29	4	-	25	25	-	-	-	-	-	-
AV. SENT.		36	34	36	40	48	-	47	47	-	-	-	-	-	-
WEAPONS AND FIREARMS	57	37	21	-	16	-	-	19	18	-	-	-	1	1	-
AV. SENT.		44	43	-	46	-	-	52	53	-	-	-	36		
ESCAPE	4	2	2	-	-	-	-	2	2	-	-	-	-	-	-
AV. SENT.		36	36	-	-	-	-	48	48	-	-	-	-	-	-
OTHER GENERAL OFFENSES	50	34	23	1	10	-	-	11	11	-	-	-	-	-	5
AV. SENT.		22	24	24	18	-	-	42	42	-	-	-	-	-	
IMMIGRATION LAWS	18	8	7	-	1	-	-	10	10	-	-	-	-	-	-
AV. SENT.		11	9	-	24	-	-	54	54	-	-	-	-	-	-
LIQUOR, INTERNAL REV.	-	-	-	-	-	-	-	-	-	-	-	-	-	-	-
AV. SENT.			-	-	-	-	-	-	-	-	-	-	-	-	-
SELECTIVE SERVICE ACT	-	-	-	-	-	-	-	-	-	-	-	-	-	-	-
AV. SENT.			-	-	-	-	-	-	-	-	-	-	-	-	-
OTHER SPECIAL OFFENSES	75	15	10	-	5	-	-	36	35	-	-	-	1	-	24
AV. SENT.		10	3	-	24	-	-	30	30	-	-	-	36		

**TABLE 4**  
**UNITED STATES DISTRICT COURTS**  
**TYPE OF SENTENCE FOR CONVICTED CRIMINAL DEFENDANTS**  
**TWELVE MONTH PERIOD ENDED JUNE 30, 1979**

DISTRICT AND OFFENSE	TOTAL CON- VICTED	TYPE OF IMPRISONMENT						TYPE OF PROBATION						SUS- PENDE SEN- TENCE	FINE ONLY
		TOTAL SEN- TENCED	ADULT			YOUTH CORREC- TIONS ACT	F.J. D.A.	TOTAL	ADULT			F.J. D.A.	NO SUPER- VISION		
			REGULAR	INDETER- MINATE	MIXED				IMME- DIATE	DELAYED	SPLIT				
ILLINOIS CENTRAL* TOTAL	162	81	69	1	7	4	-	73	73	-	-	-	-	-	8
AV. SENT.		59	64	24	25	48	-	40	40	-	-	-	-	-	
HOMICIDE	4	4	4	-	-	-	-	-	-	-	-	-	-	-	-
AV. SENT.		120	120	-	-	-	-	-	-	-	-	-	-	-	-
ROBBERY	6	6	5	-	-	1	-	-	-	-	-	-	-	-	-
AV. SENT.		198	228	-	-	48	-	-	-	-	-	-	-	-	-
ASSAULT	3	2	2	-	-	-	-	1	1	-	-	-	-	-	-
AV. SENT.		24	24	-	-	-	-	36	36	-	-	-	-	-	-
BURGLARY	-	-	-	-	-	-	-	-	-	-	-	-	-	-	-
AV. SENT.		-	-	-	-	-	-	-	-	-	-	-	-	-	-
LARCENY AND THEFT	22	8	8	-	-	-	-	13	13	-	-	-	-	-	1
AV. SENT.		31	31	-	-	-	-	36	36	-	-	-	-	-	
EMBEZZLEMENT	20	8	7	-	1	-	-	12	12	-	-	-	-	-	-
AV. SENT.		12	12	-	12	-	-	46	46	-	-	-	-	-	-
FRAUD	19	6	6	-	-	-	-	12	12	-	-	-	-	-	1
AV. SENT.		7	7	-	-	-	-	38	38	-	-	-	-	-	
AUTO THEFT	3	3	3	-	-	-	-	-	-	-	-	-	-	-	-
AV. SENT.		20	20	-	-	-	-	-	-	-	-	-	-	-	-
FORGERY, COUNTERFEIT.	22	14	11	1	1	1	-	8	8	-	-	-	-	-	-
AV. SENT.		30	29	24	24	48	-	36	36	-	-	-	-	-	-
SEX OFFENSES	-	-	-	-	-	-	-	-	-	-	-	-	-	-	-
AV. SENT.		-	-	-	-	-	-	-	-	-	-	-	-	-	-
MARIHUANA	-	-	-	-	-	-	-	-	-	-	-	-	-	-	-
AV. SENT.		-	-	-	-	-	-	-	-	-	-	-	-	-	-
NARCOTICS	10	3	1	-	2	-	-	7	7	-	-	-	-	-	-
AV. SENT.		20	12	-	24	-	-	56	56	-	-	-	-	-	-
WEAPONS AND FIREARMS	14	8	6	-	1	1	-	6	6	-	-	-	-	-	-
AV. SENT.		37	38	-	24	48	-	56	56	-	-	-	-	-	-
ESCAPE	4	4	3	-	-	1	-	-	-	-	-	-	-	-	-
AV. SENT.		66	72	-	-	48	-	-	-	-	-	-	-	-	-
OTHER GENERAL OFFENSES	15	9	8	-	1	-	-	5	5	-	-	-	-	-	1
AV. SENT.		162	181	-	12	-	-	44	44	-	-	-	-	-	
IMMIGRATION LAWS	5	1	1	-	-	-	-	4	4	-	-	-	-	-	-
AV. SENT.		24	24	-	-	-	-	27	27	-	-	-	-	-	-
LIQUOR, INTERNAL REV.	-	-	-	-	-	-	-	-	-	-	-	-	-	-	-
AV. SENT.		-	-	-	-	-	-	-	-	-	-	-	-	-	-
SELECTIVE SERVICE ACT	-	-	-	-	-	-	-	-	-	-	-	-	-	-	-
AV. SENT.		-	-	-	-	-	-	-	-	-	-	-	-	-	-
OTHER SPECIAL OFFENSES	15	5	4	-	1	-	-	5	5	-	-	-	-	-	5
AV. SENT.		32	25	-	60	-	-	19	19	-	-	-	-	-	

\* The Eastern and Southern Districts of Illinois were reorganized on April 1, 1979 pursuant to the provisions of the Federal District Court Organization Act of 1978 (P.L. 95-409). The data shown is for the new Central and Southern districts for the entire year.

**TABLE 4**  
**UNITED STATES DISTRICT COURTS**  
**TYPE OF SENTENCE FOR CONVICTED CRIMINAL DEFENDANTS**  
**TWELVE MONTH PERIOD ENDED JUNE 30, 1979**

DISTRICT AND OFFENSE	TOTAL CON- VICTED	TYPE OF IMPRISONMENT						TYPE OF PROBATION					SUS- PENDED SEN- TENCE	FINE ONLY	
		TOTAL SEN- TENCED	ADULT			YOUTH CORREC- TIONS ACT	F.J. D.A.	TOTAL	ADULT			F.J. D.A.			NO SUPER- VISION
			REGULAR	INDETER- MINATE	MIXED				IMME- DIATE	DELAYED	SPLIT				
ILLINOIS SOUTHERN TOTAL	116	69	55	4	9	1	-	46	40	-	-	-	6	-	
AV. SENT.		77	87	78	15	48	-	40	41	-	-	-	36	-	
HOMICIDE	4	4	4	-	-	-	-	-	-	-	-	-	-	-	
AV. SENT.		585	585	-	-	-	-	-	-	-	-	-	-	-	
ROBBERY	3	3	3	-	-	-	-	-	-	-	-	-	-	-	
AV. SENT.		88	88	-	-	-	-	-	-	-	-	-	-	-	
ASSAULT	1	1	1	-	-	-	-	-	-	-	-	-	-	-	
AV. SENT.		60	60	-	-	-	-	-	-	-	-	-	-	-	
BURGLARY	-	-	-	-	-	-	-	-	-	-	-	-	-	-	
AV. SENT.		-	-	-	-	-	-	-	-	-	-	-	-	-	
LARCENY AND THEFT	7	2	1	-	1	-	-	5	5	-	-	-	-	-	
AV. SENT.		8	4	-	12	-	-	38	38	-	-	-	-	-	
EMBEZZLEMENT	16	4	4	-	-	-	-	12	12	-	-	-	-	-	
AV. SENT.		139	139	-	-	-	-	47	47	-	-	-	-	-	
FRAUD	25	15	8	2	5	-	-	9	9	-	-	-	-	1	
AV. SENT.		29	19	108	14	-	-	40	40	-	-	-	-	-	
AUTO THEFT	1	1	1	-	-	-	-	-	-	-	-	-	-	-	
AV. SENT.		48	48	-	-	-	-	-	-	-	-	-	-	-	
FORGERY, COUNTERFEIT.	6	4	4	-	-	-	-	2	2	-	-	-	-	-	
AV. SENT.		30	30	-	-	-	-	20	20	-	-	-	-	-	
SEX OFFENSES	-	-	-	-	-	-	-	-	-	-	-	-	-	-	
AV. SENT.		-	-	-	-	-	-	-	-	-	-	-	-	-	
MARIHUANA	-	-	-	-	-	-	-	-	-	-	-	-	-	-	
AV. SENT.		-	-	-	-	-	-	-	-	-	-	-	-	-	
NARCOTICS	13	8	4	1	3	-	-	5	5	-	-	-	-	-	
AV. SENT.		35	42	60	18	-	-	52	52	-	-	-	-	-	
WEAPONS AND FIREARMS	8	7	6	-	-	1	-	1	1	-	-	-	-	-	
AV. SENT.		30	28	-	-	48	-	36	36	-	-	-	-	-	
ESCAPE	3	3	3	-	-	-	-	-	-	-	-	-	-	-	
AV. SENT.		30	30	-	-	-	-	-	-	-	-	-	-	-	
OTHER GENERAL OFFENSES	11	10	10	-	-	-	-	1	1	-	-	-	-	-	
AV. SENT.		73	73	-	-	-	-	36	36	-	-	-	-	-	
IMMIGRATION LAWS	16	6	5	1	-	-	-	10	4	-	-	-	6	-	
AV. SENT.		25	23	36	-	-	-	34	33	-	-	-	36	-	
LIQUOR, INTERNAL REV.	-	-	-	-	-	-	-	-	-	-	-	-	-	-	
AV. SENT.		-	-	-	-	-	-	-	-	-	-	-	-	-	
SELECTIVE SERVICE ACT	-	-	-	-	-	-	-	-	-	-	-	-	-	-	
AV. SENT.		-	-	-	-	-	-	-	-	-	-	-	-	-	
OTHER SPECIAL OFFENSES	2	1	1	-	-	-	-	1	1	-	-	-	-	-	
AV. SENT.		6	6	-	-	-	-	36	36	-	-	-	-	-	

**TABLE 4**  
**UNITED STATES DISTRICT COURTS**  
**TYPE OF SENTENCE FOR CONVICTED CRIMINAL DEFENDANTS**  
**TWELVE MONTH PERIOD ENDED JUNE 30, 1979**

DISTRICT AND OFFENSE	TOTAL CON- VICTED	TYPE OF IMPRISONMENT						TYPE OF PROBATION						SUS- PENDE SEN- TENCE	FINE ONLY
		TOTAL SEN- TENCED	ADULT			YOUTH CORREC- TIONS ACT	F.J. D.A.	TOTAL	ADULT			F.J. D.A.	NO SUPER- VISION		
			REGULAR	INDETER- MINATE	MIXED				IMME- DIATE	DELAYED	SPLIT				
INDIANA NORTHERN TOTAL	200	136	111	4	8	13	-	60	57	-	1	-	2	1	3
AV. SENT.		51	51	48	53	51	-	31	31	-	36	-	9		
HOMICIDE	-	-	-	-	-	-	-	-	-	-	-	-	-	-	-
AV. SENT.		-	-	-	-	-	-	-	-	-	-	-	-	-	-
ROBBERY	8	8	6	-	-	2	-	-	-	-	-	-	-	-	-
AV. SENT.		108	128	-	-	48	-	-	-	-	-	-	-	-	-
ASSAULT	-	-	-	-	-	-	-	-	-	-	-	-	-	-	-
AV. SENT.		-	-	-	-	-	-	-	-	-	-	-	-	-	-
BURGLARY	-	-	-	-	-	-	-	-	-	-	-	-	-	-	-
AV. SENT.		-	-	-	-	-	-	-	-	-	-	-	-	-	-
LARCENY AND THEFT	40	29	23	-	4	2	-	11	11	-	-	-	-	-	-
AV. SENT.		31	31	-	28	48	-	28	28	-	-	-	-	-	-
EMBEZZLEMENT	9	4	4	-	-	-	-	5	5	-	-	-	-	-	-
AV. SENT.		4	4	-	-	-	-	31	31	-	-	-	-	-	-
FRAUD	29	11	9	2	-	-	-	17	15	-	-	-	2	1	-
AV. SENT.		28	23	48	-	-	-	26	28	-	-	-	9		
AUTO THEFT	17	15	12	-	-	3	-	2	2	-	-	-	-	-	-
AV. SENT.		61	65	-	-	48	-	30	30	-	-	-	-	-	-
FORGERY, COUNTERFEIT.	17	7	7	-	-	-	-	10	9	-	1	-	-	-	-
AV. SENT.		30	30	-	-	-	-	40	41	-	36	-	-	-	-
SEX OFFENSES	-	-	-	-	-	-	-	-	-	-	-	-	-	-	-
AV. SENT.		-	-	-	-	-	-	-	-	-	-	-	-	-	-
MARIHUANA	4	3	3	-	-	-	-	1	1	-	-	-	-	-	-
AV. SENT.		10	10	-	-	-	-	24	24	-	-	-	-	-	-
NARCOTICS	28	26	20	1	2	3	-	2	2	-	-	-	-	-	-
AV. SENT.		71	67	72	120	64	-	42	42	-	-	-	-	-	-
WEAPONS AND FIREARMS	19	11	7	1	1	2	-	8	8	-	-	-	-	-	-
AV. SENT.		18	6	24	36	48	-	33	33	-	-	-	-	-	-
ESCAPE	2	2	2	-	-	-	-	-	-	-	-	-	-	-	-
AV. SENT.		9	9	-	-	-	-	-	-	-	-	-	-	-	-
OTHER GENERAL OFFENSES	17	15	14	-	1	-	-	2	2	-	-	-	-	-	-
AV. SENT.		66	68	-	36	-	-	36	36	-	-	-	-	-	-
IMMIGRATION LAWS	1	1	1	-	-	-	-	-	-	-	-	-	-	-	-
AV. SENT.		4	4	-	-	-	-	-	-	-	-	-	-	-	-
LIQUOR, INTERNAL REV.	-	-	-	-	-	-	-	-	-	-	-	-	-	-	-
AV. SENT.		-	-	-	-	-	-	-	-	-	-	-	-	-	-
SELECTIVE SERVICE ACT	1	-	-	-	-	-	-	-	1	-	-	-	-	-	-
AV. SENT.		-	-	-	-	-	-	24	24	-	-	-	-	-	-
OTHER SPECIAL OFFENSES	8	4	3	-	-	1	-	1	1	-	-	-	-	-	3
AV. SENT.		150	184	-	-	48	-	12	12	-	-	-	-	-	

TABLE 4  
UNITED STATES DISTRICT COURTS  
TYPE OF SENTENCE FOR CONVICTED CRIMINAL DEFENDANTS  
TWELVE MONTH PERIOD ENDED JUNE 30, 1979

TWELVE MONTH PERIOD ENDED JUNE 30, 1979															
DISTRICT AND OFFENSE	TOTAL CON- VICTED	TYPE OF IMPRISONMENT						TYPE OF PROBATION						SUS- PEN- DED SEN- TENCE	FINE ONLY
		TOTAL SEN- TENCED	ADULT			YOUTH CORREC- TIONS ACT	F.J. D.A.	TOTAL	ADULT			F.J. D.A.	NO SUPER- VISION		
			REGULAR	INDETER- MINATE	MIXED				IMME- DIATE	DELAYED	SPLIT				
INDIANA SOUTHERN TOTAL AV. SENT.	178	105 38	91 35	8 70	2 48	4 48	- -	72 26	70 26	1 48	- -	- -	1 24	- -	- -
HOMICIDE AV. SENT.	1	1 180	1 180	- -	- -	- -	- -	- -	- -	- -	- -	- -	- -	- -	- -
ROBBERY AV. SENT.	27	25 73	19 69	3 124	- -	3 48	- -	2 42	2 42	- -	- -	- -	- -	- -	- -
ASSAULT AV. SENT.	1	1 36	1 36	- -	- -	- -	- -	- -	- -	- -	- -	- -	- -	- -	- -
BURGLARY AV. SENT.	-	-	-	-	-	-	-	-	-	-	-	-	-	-	-
LARCENY AND THEFT AV. SENT.	30	12 36	11 36	1 36	- -	- -	- -	18 27	18 27	- -	- -	- -	- -	- -	- -
EMBEZZLEMENT AV. SENT.	15	7 7	7 7	- -	- -	- -	- -	8 23	8 23	- -	- -	- -	- -	- -	- -
FRAUD AV. SENT.	21	8 13	7 10	1 36	- -	- -	- -	12 18	11 18	- -	- -	- -	1 24	- -	1 -
AUTO THEFT AV. SENT.	11	7 20	7 20	- -	- -	- -	- -	4 30	4 30	- -	- -	- -	- -	- -	- -
FORGERY, COUNTERFEIT. AV. SENT.	16	6 33	5 30	- -	- -	1 48	- -	10 31	9 29	1 48	- -	- -	- -	- -	- -
SEX OFFENSES AV. SENT.	-	-	-	-	-	-	-	-	-	-	-	-	-	-	-
MARIHUANA AV. SENT.	1	-	-	-	-	-	-	1 12	1 12	- -	- -	- -	- -	- -	- -
NARCOTICS AV. SENT.	21	9 48	8 47	1 60	- -	- -	- -	12 31	12 31	- -	- -	- -	- -	- -	- -
WEAPONS AND FIREARMS AV. SENT.	9	7 49	5 51	1 30	1 60	- -	- -	2 24	2 24	- -	- -	- -	- -	- -	- -
ESCAPE AV. SENT.	12	12 7	12 7	- -	- -	- -	- -	- -	- -	- -	- -	- -	- -	- -	- -
OTHER GENERAL OFFENSES AV. SENT.	9	8 22	6 18	1 30	1 36	- -	- -	1 12	1 12	- -	- -	- -	- -	- -	- -
IMMIGRATION LAWS AV. SENT.	2	1 18	1 18	- -	- -	- -	- -	1 24	1 24	- -	- -	- -	- -	- -	- -
LIQUOR, INTERNAL REV. AV. SENT.	-	-	-	-	-	-	-	-	-	-	-	-	-	-	-
SELECTIVE SERVICE ACT AV. SENT.	-	-	-	-	-	-	-	-	-	-	-	-	-	-	-
OTHER SPECIAL OFFENSES AV. SENT.	2	1 1	1 1	- -	- -	- -	- -	1 12	1 12	- -	- -	- -	- -	- -	- -

X-4-60

TABLE 4  
UNITED STATES DISTRICT COURTS  
TYPE OF SENTENCE FOR CONVICTED CRIMINAL DEFENDANTS  
TWELVE MONTH PERIOD ENDED JUNE 30, 1979

DISTRICT AND OFFENSE	TOTAL CON- VICTED	TYPE OF IMPRISONMENT						TYPE OF PROBATION						SUS- PENDED SEN- TENCE	FINE ONLY
		TOTAL SEN- TENCED	ADULT			YOUTH CORREC- TIONS ACT	F.J. D.A.	TOTAL	ADULT			F.J. D.A.	NO SUPER- VISION		
			REGULAR	INDETER- MINATE	MIXED				IMME- DIATE	DELAYED	SPLIT				
WISCONSIN EASTERN TOTAL	189	50	47	3	-	-	-	101	99	-	-	-	2	1	37
AV. SENT.		51	39	240	-	-	-	20	20	-	-	-	12		
HOMICIDE	1	1	1	-	-	-	-	-	-	-	-	-	-	-	-
AV. SENT.		540	540	-	-	-	-	-	-	-	-	-	-	-	-
ROBBERY	1	1	1	-	-	-	-	-	-	-	-	-	-	-	-
AV. SENT.		540	540	-	-	-	-	-	-	-	-	-	-	-	-
ASSAULT	5	3	2	1	-	-	-	2	2	-	-	-	-	-	-
AV. SENT.		66	9	180	-	-	-	15	15	-	-	-	-	-	-
BURGLARY	1	-	-	-	-	-	-	-	-	-	-	-	-	-	1
AV. SENT.		-	-	-	-	-	-	-	-	-	-	-	-	-	-
LARCENY AND THEFT	9	-	-	-	-	-	-	9	9	-	-	-	-	-	-
AV. SENT.		-	-	-	-	-	-	20	20	-	-	-	-	-	-
EMBEZZLEMENT	15	3	3	-	-	-	-	12	12	-	-	-	-	-	-
AV. SENT.		15	15	-	-	-	-	18	18	-	-	-	-	-	-
FRAUD	97	27	27	-	-	-	-	61	60	-	-	-	1	-	9
AV. SENT.		10	10	-	-	-	-	20	20	-	-	-	12	-	-
AUTO THEFT	3	2	2	-	-	-	-	-	-	-	-	-	-	1	-
AV. SENT.		13	13	-	-	-	-	-	-	-	-	-	-	-	-
FORGERY, COUNTERFEIT.	8	1	1	-	-	-	-	7	7	-	-	-	-	-	-
AV. SENT.		24	24	-	-	-	-	29	29	-	-	-	-	-	-
SEX OFFENSES	-	-	-	-	-	-	-	-	-	-	-	-	-	-	-
AV. SENT.		-	-	-	-	-	-	-	-	-	-	-	-	-	-
MARIHUANA	-	-	-	-	-	-	-	-	-	-	-	-	-	-	-
AV. SENT.		-	-	-	-	-	-	-	-	-	-	-	-	-	-
NARCOTICS	8	6	4	2	-	-	-	2	2	-	-	-	-	-	-
AV. SENT.		142	78	270	-	-	-	18	18	-	-	-	-	-	-
WEAPONS AND FIREARMS	8	4	4	-	-	-	-	4	4	-	-	-	-	-	-
AV. SENT.		6	6	-	-	-	-	30	30	-	-	-	-	-	-
ESCAPE	-	-	-	-	-	-	-	-	-	-	-	-	-	-	-
AV. SENT.		-	-	-	-	-	-	-	-	-	-	-	-	-	-
OTHER GENERAL OFFENSES	2	1	1	-	-	-	-	-	-	-	-	-	-	-	1
AV. SENT.		6	6	-	-	-	-	-	-	-	-	-	-	-	-
IMMIGRATION LAWS	-	-	-	-	-	-	-	-	-	-	-	-	-	-	-
AV. SENT.		-	-	-	-	-	-	-	-	-	-	-	-	-	-
LIQUOR, INTERNAL REV.	-	-	-	-	-	-	-	-	-	-	-	-	-	-	-
AV. SENT.		-	-	-	-	-	-	-	-	-	-	-	-	-	-
SELECTIVE SERVICE ACT	-	-	-	-	-	-	-	-	-	-	-	-	-	-	-
AV. SENT.		-	-	-	-	-	-	-	-	-	-	-	-	-	-
OTHER SPECIAL OFFENSES	31	1	1	-	-	-	-	4	3	-	-	-	1	-	26
AV. SENT.		6	6	-	-	-	-	18	20	-	-	-	12	-	-

X-4-61

**TABLE 4**  
**UNITED STATES DISTRICT COURTS**  
**TYPE OF SENTENCE FOR CONVICTED CRIMINAL DEFENDANTS**  
**TWELVE MONTH PERIOD ENDED JUNE 30, 1979**

TWELVE MONTH PERIOD ENDED JUNE 30, 1979															
DISTRICT AND OFFENSE	TOTAL CON- VICTED	TYPE OF IMPRISONMENT						TYPE OF PROBATION						SUS- PEN- DED SEN- TENCE	FINE ONLY
		TOTAL SEN- TENCED	ADULT			YOUTH CORREC- TIONS ACT	F.J. D.A.	TOTAL	ADULT			F.J. D.A.	NO SUPER- VISION		
			REGULAR	INDETER- MINATE	MIXED				IMME- DIATE	DELAYED	SPLIT				
WISCONSIN WESTERN TOTAL AV. SENT.	58	39 29	28 27	8 41	3 17	- -	- -	15 20	14 21	- -	1 15	- -	- -	1 -	3 -
HOMICIDE AV. SENT.	-	-	-	-	-	-	-	-	-	-	-	-	-	-	-
ROBBERY AV. SENT.	4	4 99	4 99	-	-	-	-	-	-	-	-	-	-	-	-
ASSAULT AV. SENT.	1	1 36	-	1 36	-	-	-	-	-	-	-	-	-	-	-
BURGLARY AV. SENT.	-	-	-	-	-	-	-	-	-	-	-	-	-	-	-
LARCENY AND THEFT AV. SENT.	5	4 12	1 6	1 16	2 13	-	-	1 18	1 18	-	-	-	-	-	-
EMBEZZLEMENT AV. SENT.	7	3 1	3 1	-	-	-	-	4 19	4 19	-	-	-	-	-	-
FRAUD AV. SENT.	23	14 34	11 28	2 72	1 27	-	-	6 14	5 14	-	1 15	-	-	1 -	2 -
AUTO THEFT AV. SENT.	2	2 9	2 9	-	-	-	-	-	-	-	-	-	-	-	-
FORGERY, COUNTERFEIT. AV. SENT.	5	3 3	3 3	-	-	-	-	2 21	2 21	-	-	-	-	-	-
SEX OFFENSES AV. SENT.	-	-	-	-	-	-	-	-	-	-	-	-	-	-	-
MARIHUANA AV. SENT.	-	-	-	-	-	-	-	-	-	-	-	-	-	-	-
MARCOTICS AV. SENT.	2	1 10	1 10	-	-	-	-	1 24	1 24	-	-	-	-	-	-
WEAPONS AND FIREARMS AV. SENT.	-	-	-	-	-	-	-	-	-	-	-	-	-	-	-
ESCAPE AV. SENT.	3	3 21	2 1	1 60	-	-	-	-	-	-	-	-	-	-	-
OTHER GENERAL OFFENSES AV. SENT.	5	4 21	1 13	3 24	-	-	-	1 60	1 60	-	-	-	-	-	-
IMMIGRATION LAWS AV. SENT.	-	-	-	-	-	-	-	-	-	-	-	-	-	-	-
LIQUOR, INTERNAL REV. AV. SENT.	-	-	-	-	-	-	-	-	-	-	-	-	-	-	-
SELECTIVE SERVICE ACT AV. SENT.	-	-	-	-	-	-	-	-	-	-	-	-	-	-	-
OTHER SPECIAL OFFENSES AV. SENT.	1	-	-	-	-	-	-	-	-	-	-	-	-	-	1

**TABLE 4**  
**UNITED STATES DISTRICT COURTS**  
**TYPE OF SENTENCE FOR CONVICTED CRIMINAL DEFENDANTS**  
**TWELVE MONTH PERIOD ENDED JUNE 30, 1979**

DISTRICT AND OFFENSE	TOTAL CON- VICTED	TYPE OF IMPRISONMENT						TYPE OF PROBATION						SUS- PEN- DED SEN- TENCE	FINE ONLY
		TOTAL SEN- TENCED	ADULT			YOUTH CORREC- TIONS ACT	F.J. D.A.	TOTAL	ADULT			F.J. D.A.	NO SUPER- VISION		
			REGULAR	INDETER- MINATE	MIXED				IMME- DIATE	DELAYED	SPLIT				
ARKANSAS EASTERN TOTAL	226	143	125	1	15	2	-	71	59	-	1	-	11	-	12
AV. SENT.		27	25	300	23	48	-	31	33	-	34	-	21	-	
HOMICIDE	-	-	-	-	-	-	-	-	-	-	-	-	-	-	-
AV. SENT.		-	-	-	-	-	-	-	-	-	-	-	-	-	-
ROBBERY	12	12	11	1	-	-	-	-	-	-	-	-	-	-	-
AV. SENT.		131	115	300	-	-	-	-	-	-	-	-	-	-	-
ASSAULT	1	-	-	-	-	-	-	1	1	-	-	-	-	-	-
AV. SENT.		-	-	-	-	-	-	12	12	-	-	-	-	-	-
BURGLARY	-	-	-	-	-	-	-	-	-	-	-	-	-	-	-
AV. SENT.		-	-	-	-	-	-	-	-	-	-	-	-	-	-
LARCENY AND THEFT	44	33	30	-	2	1	-	11	10	-	1	-	-	-	-
AV. SENT.		23	22	-	18	48	-	39	39	-	34	-	-	-	-
EMBEZZLEMENT	15	10	10	-	-	-	-	5	5	-	-	-	-	-	-
AV. SENT.		5	5	-	-	-	-	40	40	-	-	-	-	-	-
FRAUD	28	19	16	-	3	-	-	9	9	-	-	-	-	-	-
AV. SENT.		9	5	-	30	-	-	30	30	-	-	-	-	-	-
AUTO THEFT	7	7	7	-	-	-	-	-	-	-	-	-	-	-	-
AV. SENT.		35	35	-	-	-	-	-	-	-	-	-	-	-	-
FORGERY, COUNTERFEIT.	48	31	28	-	2	1	-	17	17	-	-	-	-	-	-
AV. SENT.		17	15	-	27	48	-	37	37	-	-	-	-	-	-
SEX OFFENSES	-	-	-	-	-	-	-	-	-	-	-	-	-	-	-
AV. SENT.		-	-	-	-	-	-	-	-	-	-	-	-	-	-
MARIHUANA	4	3	-	-	3	-	-	1	1	-	-	-	-	-	-
AV. SENT.		20	-	-	20	-	-	12	12	-	-	-	-	-	-
NARCOTICS	10	9	5	-	4	-	-	1	1	-	-	-	-	-	-
AV. SENT.		21	17	-	26	-	-	36	36	-	-	-	-	-	-
WEAPONS AND FIREARMS	12	8	7	-	1	-	-	4	4	-	-	-	-	-	-
AV. SENT.		16	17	-	10	-	-	35	35	-	-	-	-	-	-
ESCAPE	2	2	2	-	-	-	-	-	-	-	-	-	-	-	-
AV. SENT.		13	13	-	-	-	-	-	-	-	-	-	-	-	-
OTHER GENERAL OFFENSES	2	2	2	-	-	-	-	-	-	-	-	-	-	-	-
AV. SENT.		19	19	-	-	-	-	-	-	-	-	-	-	-	-
IMMIGRATION LAWS	3	1	1	-	-	-	-	2	1	-	-	-	1	-	-
AV. SENT.		3	3	-	-	-	-	24	24	-	-	-	24	-	-
LIQUOR, INTERNAL REV.	-	-	-	-	-	-	-	-	-	-	-	-	-	-	-
AV. SENT.		-	-	-	-	-	-	-	-	-	-	-	-	-	-
SELECTIVE SERVICE ACT	-	-	-	-	-	-	-	-	-	-	-	-	-	-	-
AV. SENT.		-	-	-	-	-	-	-	-	-	-	-	-	-	-
OTHER SPECIAL OFFENSES	38	6	6	-	-	-	-	20	10	-	-	-	10	-	12
AV. SENT.		12	12	-	-	-	-	21	21	-	-	-	21	-	

**TABLE 4**  
**UNITED STATES DISTRICT COURTS**  
**TYPE OF SENTENCE FOR CONVICTED CRIMINAL DEFENDANTS**  
**TWELVE MONTH PERIOD ENDED JUNE 30, 1979**

DISTRICT AND OFFENSE	TOTAL CON- VICTED	TYPE OF IMPRISONMENT						TYPE OF PROBATION						SUS- PEN- DED SEN- TENCE	FINE ONLY
		TOTAL SEN- TENCED	ADULT			YOUTH CORREC- TIONS ACT	F.J. D.A.	TOTAL	ADULT			F.J. D.A.	NO SUPER- VISION		
			REGULAR	INDETER- MINATE	MIXED				IMME- DIATE	DELAYED	SPLIT				
ARKANSAS WESTERN TOTAL	147	49	39	-	10	-	-	57	56	-	-	-	1	-	41
AV. SENT.		27	30	-	17	-	-	21	21	-	-	-	1		
HOMICIDE	-	-	-	-	-	-	-	-	-	-	-	-	-	-	-
AV. SENT.		-	-	-	-	-	-	-	-	-	-	-	-		
ROBBERY	7	7	7	-	-	-	-	-	-	-	-	-	-	-	-
AV. SENT.		87	87	-	-	-	-	-	-	-	-	-	-		
ASSAULT	-	-	-	-	-	-	-	-	-	-	-	-	-	-	-
AV. SENT.		-	-	-	-	-	-	-	-	-	-	-	-		
BURGLARY	-	-	-	-	-	-	-	-	-	-	-	-	-	-	-
AV. SENT.		-	-	-	-	-	-	-	-	-	-	-	-		
LARCENY AND THEFT	21	11	10	-	1	-	-	10	10	-	-	-	-	-	-
AV. SENT.		11	10	-	12	-	-	26	26	-	-	-	-		
EMBEZZLEMENT	8	-	-	-	-	-	-	8	7	-	-	-	1	-	-
AV. SENT.		-	-	-	-	-	-	5	6	-	-	-	1		
FRAUD	13	8	6	-	2	-	-	5	5	-	-	-	-	-	-
AV. SENT.		14	14	-	13	-	-	27	27	-	-	-	-		
AUTO THEFT	7	4	3	-	1	-	-	3	3	-	-	-	-	-	-
AV. SENT.		31	36	-	18	-	-	16	16	-	-	-	-		
FORGERY, COUNTERFEIT.	28	9	7	-	2	-	-	19	19	-	-	-	-	-	-
AV. SENT.		17	15	-	21	-	-	25	25	-	-	-	-		
SEX OFFENSES	-	-	-	-	-	-	-	-	-	-	-	-	-	-	-
AV. SENT.		-	-	-	-	-	-	-	-	-	-	-	-		
MARIHUANA	-	-	-	-	-	-	-	-	-	-	-	-	-	-	-
AV. SENT.		-	-	-	-	-	-	-	-	-	-	-	-		
NARCOTICS	1	-	-	-	-	-	-	1	1	-	-	-	-	-	-
AV. SENT.		-	-	-	-	-	-	12	12	-	-	-	-		
WEAPONS AND FIREARMS	5	2	2	-	-	-	-	2	2	-	-	-	-	-	1
AV. SENT.		39	39	-	-	-	-	30	30	-	-	-	-		
ESCAPE	1	1	1	-	-	-	-	-	-	-	-	-	-	-	-
AV. SENT.		6	6	-	-	-	-	-	-	-	-	-	-		
OTHER GENERAL OFFENSES	7	1	1	-	-	-	-	5	5	-	-	-	-	-	1
AV. SENT.		12	12	-	-	-	-	26	26	-	-	-	-		
IMMIGRATION LAWS	-	-	-	-	-	-	-	-	-	-	-	-	-	-	-
AV. SENT.		-	-	-	-	-	-	-	-	-	-	-	-		
LIQUOR, INTERNAL REV.	-	-	-	-	-	-	-	-	-	-	-	-	-	-	-
AV. SENT.		-	-	-	-	-	-	-	-	-	-	-	-		
SELECTIVE SERVICE ACT	-	-	-	-	-	-	-	-	-	-	-	-	-	-	-
AV. SENT.		-	-	-	-	-	-	-	-	-	-	-	-		
OTHER SPECIAL OFFENSES	49	6	2	-	4	-	-	4	4	-	-	-	-	-	39
AV. SENT.		23	34	-	18	-	-	12	12	-	-	-	-		

X-4-64

**TABLE 4**  
**UNITED STATES DISTRICT COURTS**  
**TYPE OF SENTENCE FOR CONVICTED CRIMINAL DEFENDANTS**  
**TWELVE MONTH PERIOD ENDED JUNE 30, 1979**

DISTRICT AND OFFENSE	TOTAL CON- VICTED	TYPE OF IMPRISONMENT						TYPE OF PROBATION						SUS- PEN- DED SEN- TENCE	FINE ONLY
		TOTAL SEN- TENCED	ADULT			YOUTH CORREC- TIONS ACT	F.J. D.A.	TOTAL	ADULT			F.J. D.A.	NO SUPER- VISION		
			REGULAR	INDETER- MINATE	MIXED				IMME- DIATE	DELAYED	SPLIT				
ICWA NORTHERN TOTAL AV. SENT.	70	19 54	16 50	- -	1 48	2 96	- -	39 23	39 23	- -	- -	- -	- -	- -	12
HOMICIDE AV. SENT.	-	-	-	-	-	-	-	-	-	-	-	-	-	-	-
ROBBERY AV. SENT.	2	1 144	-	-	-	1 144	-	1 24	1 24	-	-	-	-	-	-
ASSAULT AV. SENT.	-	-	-	-	-	-	-	-	-	-	-	-	-	-	-
BURGLARY AV. SENT.	-	-	-	-	-	-	-	-	-	-	-	-	-	-	-
LARCENY AND THEFT AV. SENT.	5	-	-	-	-	-	-	5 28	5 28	-	-	-	-	-	-
EMBEZZLEMENT AV. SENT.	4	-	-	-	-	-	-	4 31	4 31	-	-	-	-	-	-
FRAUD AV. SENT.	20	5 70	4 76	- -	1 48	-	-	12 16	12 16	-	-	-	-	-	3
AUTO THEFT AV. SENT.	4	3 26	3 26	-	-	-	-	1 48	1 48	-	-	-	-	-	-
FORGERY, COUNTERFEIT. AV. SENT.	5	3 36	3 36	-	-	-	-	2 30	2 30	-	-	-	-	-	-
SEX OFFENSES AV. SENT.	-	-	-	-	-	-	-	-	-	-	-	-	-	-	-
MARIJUANA AV. SENT.	-	-	-	-	-	-	-	-	-	-	-	-	-	-	-
NARCOTICS AV. SENT.	5	5 45	4 45	-	-	1 48	-	-	-	-	-	-	-	-	-
WEAPONS AND FIREARMS AV. SENT.	2	-	-	-	-	-	-	2 27	2 27	-	-	-	-	-	-
ESCAPE AV. SENT.	1	1 12	1 12	-	-	-	-	-	-	-	-	-	-	-	-
OTHER GENERAL OFFENSES AV. SENT.	2	1 120	1 120	-	-	-	-	1 36	1 36	-	-	-	-	-	-
IMMIGRATION LAWS AV. SENT.	2	-	-	-	-	-	-	2 60	2 60	-	-	-	-	-	-
LIQUOR, INTERNAL REV. AV. SENT.	-	-	-	-	-	-	-	-	-	-	-	-	-	-	-
SELECTIVE SERVICE ACT AV. SENT.	-	-	-	-	-	-	-	-	-	-	-	-	-	-	-
OTHER SPECIAL OFFENSES AV. SENT.	18	-	-	-	-	-	-	9 12	9 12	-	-	-	-	-	9

X-4-65



TABLE 4  
UNITED STATES DISTRICT COURTS  
TYPE OF SENTENCE FOR CONVICTED CRIMINAL DEFENDANTS  
TWELVE MONTH PERIOD ENDED JUNE 30, 1979

DISTRICT AND OFFENSE	TOTAL CON- VICTED	TYPE OF IMPRISONMENT						TYPE OF PROBATION						SUS- PEN- DED SEN- TENCE	FINE ONLY
		TOTAL SEN- TENCED	ADULT			YOUTH CORREC- TIONS ACT	F.J. D.A.	TOTAL	ADULT			F.J. D.A.	NO SUPER- VISION		
			REGULAR	INDETER- MINATE	MIXED				IMME- DIATE	DELAYED	SPLIT				
IOWA SOUTHERN TOTAL	254	102	60	7	35	-	-	45	43	-	-	-	2	-	107
AV. SENT.		50	44	109	48	-	-	26	27	-	-	-	6		
HOMICIDE	-	-	-	-	-	-	-	-	-	-	-	-	-	-	-
AV. SENT.		-	-	-	-	-	-	-	-	-	-	-	-		
ROBBERY	9	8	4	4	-	-	-	1	1	-	-	-	-	-	-
AV. SENT.		210	255	165	-	-	-	48	48	-	-	-	-		
ASSAULT	-	-	-	-	-	-	-	-	-	-	-	-	-	-	-
AV. SENT.		-	-	-	-	-	-	-	-	-	-	-	-		
BURGLARY	-	-	-	-	-	-	-	-	-	-	-	-	-	-	-
AV. SENT.		-	-	-	-	-	-	-	-	-	-	-	-		
LARCENY AND THEFT	24	15	14	1	-	-	-	6	6	-	-	-	-	-	3
AV. SENT.		24	22	48	-	-	-	28	28	-	-	-	-		
EMBEZZLEMENT	7	1	1	-	-	-	-	8	5	-	-	-	-	-	1
AV. SENT.		6	6	-	-	-	-	21	21	-	-	-	-		
FRAUD	114	16	13	-	3	-	-	9	8	-	-	-	1	-	89
AV. SENT.		28	19	-	68	-	-	24	27	-	-	-	6		
AUTO THEFT	4	4	3	-	1	-	-	-	-	-	-	-	-	-	-
AV. SENT.		81	102	-	18	-	-	-	-	-	-	-	-		
FORGERY, COUNTERFEIT,	21	13	13	-	-	-	-	8	8	-	-	-	-	-	-
AV. SENT.		29	29	-	-	-	-	30	30	-	-	-	-		
SEX OFFENSES	-	-	-	-	-	-	-	-	-	-	-	-	-	-	-
AV. SENT.		-	-	-	-	-	-	-	-	-	-	-	-		
MARIHUANA	-	-	-	-	-	-	-	-	-	-	-	-	-	-	-
AV. SENT.		-	-	-	-	-	-	-	-	-	-	-	-		
NARCOTICS	35	32	1	-	31	-	-	3	3	-	-	-	-	-	-
AV. SENT.		46	36	-	47	-	-	32	32	-	-	-	-		
WEAPONS AND FIREARMS	2	2	2	-	-	-	-	-	-	-	-	-	-	-	-
AV. SENT.		57	57	-	-	-	-	-	-	-	-	-	-		
ESCAPE	-	-	-	-	-	-	-	-	-	-	-	-	-	-	-
AV. SENT.		-	-	-	-	-	-	-	-	-	-	-	-		
OTHER GENERAL OFFENSES	6	3	3	-	-	-	-	-	-	-	-	-	-	-	3
AV. SENT.		24	24	-	-	-	-	-	-	-	-	-	-		
IMMIGRATION LAWS	3	3	2	1	-	-	-	-	-	-	-	-	-	-	-
AV. SENT.		15	5	36	-	-	-	-	-	-	-	-	-		
LIQUOR, INTERNAL REV.	-	-	-	-	-	-	-	-	-	-	-	-	-	-	-
AV. SENT.		-	-	-	-	-	-	-	-	-	-	-	-		
SELECTIVE SERVICE ACT	-	-	-	-	-	-	-	-	-	-	-	-	-	-	-
AV. SENT.		-	-	-	-	-	-	-	-	-	-	-	-		
OTHER SPECIAL OFFENSES	29	8	4	1	-	-	-	13	12	-	-	-	1	-	11
AV. SENT.		36	37	24	-	-	-	24	25	-	-	-	6		

TABLE 4  
UNITED STATES DISTRICT COURTS  
TYPE OF SENTENCE FOR CONVICTED CRIMINAL DEFENDANTS  
TWELVE MONTH PERIOD ENDED JUNE 30, 1979

DISTRICT AND OFFENSE		TOTAL CON- VICTED	TYPE OF IMPRISONMENT						TYPE OF PROBATION						SUS- PEN- DED SEN- TENCE	FINE ONLY
			TOTAL SEN- TENCED	ADULT			YOUTH CORREC- TIONS ACT	F.J. D.A.	TOTAL	ADULT			F.J. D.A.	NO SUPER- VISION		
				REGULAR	INDETER- MINATE	MIXED				IMME- DIATE	DELAYED	SPLIT				
MINNESOTA TOTAL AV. SENT.		269 37	187 37	181 37	2 60	- -	4 48	- -	78 26	78 26	- -	- -	- -	- -	- -	4
HOMICIDE AV. SENT.		-	-	-	-	-	-	-	-	-	-	-	-	-	-	-
ROBBERY AV. SENT.		20 96	20 96	18 101	- -	- -	2 48	- -	-	-	-	-	-	-	-	-
ASSAULT AV. SENT.		3 25	3 25	3 25	- -	- -	- -	- -	-	-	-	-	-	-	-	-
BURGLARY AV. SENT.		2 18	1 18	1 18	- -	- -	- -	- -	1 60	1 60	- -	- -	- -	- -	- -	-
LARCENY AND THEFT AV. SENT.		12 17	7 17	7 17	- -	- -	- -	- -	5 31	5 31	- -	- -	- -	- -	- -	-
EMBEZZLEMENT AV. SENT.		15 13	5 13	5 13	- -	- -	- -	- -	10 24	10 24	- -	- -	- -	- -	- -	-
FRAUD AV. SENT.		44 19	28 19	28 19	- -	- -	- -	- -	14 22	14 22	- -	- -	- -	- -	- -	2
AUTO THEFT AV. SENT.		3 36	2 36	2 36	- -	- -	- -	- -	1 24	1 24	- -	- -	- -	- -	- -	-
FORGERY, COUNTERFEIT. AV. SENT.		17 36	9 36	9 36	- -	- -	- -	- -	8 21	8 21	- -	- -	- -	- -	- -	-
SEX OFFENSES AV. SENT.		2 24	2 24	2 24	- -	- -	- -	- -	-	-	-	-	-	-	-	-
MARIHUANA AV. SENT.		12 32	9 32	9 32	- -	- -	- -	- -	3 40	3 40	- -	- -	- -	- -	- -	-
NARCOTICS AV. SENT.		80 35	60 35	58 34	2 60	- -	- -	- -	20 29	20 29	- -	- -	- -	- -	- -	-
WEAPONS AND FIREARMS AV. SENT.		33 32	25 32	25 32	- -	- -	- -	- -	8 27	8 27	- -	- -	- -	- -	- -	-
ESCAPE AV. SENT.		6 16	6 16	6 16	- -	- -	- -	- -	-	-	-	-	-	-	-	-
OTHER GENERAL OFFENSES AV. SENT.		8 62	6 62	4 69	- -	- -	2 48	- -	2 24	2 24	- -	- -	- -	- -	- -	-
IMMIGRATION LAWS AV. SENT.		-	-	-	-	-	-	-	-	-	-	-	-	-	-	-
LIQUOR, INTERNAL REV. AV. SENT.		-	-	-	-	-	-	-	-	-	-	-	-	-	-	-
SELECTIVE SERVICE ACT AV. SENT.		-	-	-	-	-	-	-	-	-	-	-	-	-	-	-
OTHER SPECIAL OFFENSES AV. SENT.		12 32	4 32	4 32	- -	- -	- -	- -	6 17	6 17	- -	- -	- -	- -	- -	2

**TABLE 4**  
**UNITED STATES DISTRICT COURTS**  
**TYPE OF SENTENCE FOR CONVICTED CRIMINAL DEFENDANTS**  
**TWELVE MONTH PERIOD ENDED JUNE 30, 1979**

DISTRICT AND OFFENSE	TOTAL CON- VICTED	TYPE OF IMPRISONMENT						TYPE OF PROBATION						SUS- PEN- DED SEN- TENCE	FINE ONLY
		TOTAL SEN- TENCED	ADULT			YOUTH CORREC- TIONS ACT	F.J. D.A.	TOTAL	ADULT			F.J. D.A.	NO SUPER- VISION		
			REGULAR	INDETER- MINATE	MIXED				IMME- DIATE	DELAYED	SPLIT				
MISSOURI EASTERN TOTAL AV. SENT.	200	129 56	98 55	5 67	12 74	14 48	- -	65 44	65 44	- -	- -	- -	- -	- -	6
HOMICIDE AV. SENT.	-	-	-	-	-	-	-	-	-	-	-	-	-	-	-
ROBBERY AV. SENT.	9	9 158	7 190	-	-	2 48	-	-	-	-	-	-	-	-	-
ASSAULT AV. SENT.	3	3 11	3 11	-	-	-	-	-	-	-	-	-	-	-	-
BURGLARY AV. SENT.	-	-	-	-	-	-	-	-	-	-	-	-	-	-	-
LARCENY AND THEFT AV. SENT.	29	17 36	16 36	-	-	1 48	-	12 41	12 41	-	-	-	-	-	-
EMBEZZLEMENT AV. SENT.	16	5 43	3 16	-	1 120	1 48	-	11 36	11 36	-	-	-	-	-	-
FRAUD AV. SENT.	23	15 32	10 23	1 36	4 54	-	-	7 42	7 42	-	-	-	-	-	1
AUTO THEFT AV. SENT.	13	11 54	9 54	1 60	-	1 48	-	2 60	2 60	-	-	-	-	-	-
FORGERY, COUNTERFEIT. AV. SENT.	26	11 42	10 42	-	-	1 48	-	15 44	15 44	-	-	-	-	-	-
SEX OFFENSES AV. SENT.	-	-	-	-	-	-	-	-	-	-	-	-	-	-	-
MARIHUANA AV. SENT.	1	1 48	-	-	-	1 48	-	-	-	-	-	-	-	-	-
NARCOTICS AV. SENT.	46	36 65	24 68	3 80	3 68	6 48	-	10 55	10 55	-	-	-	-	-	-
WEAPONS AND FIREARMS AV. SENT.	15	11 38	9 34	-	1 72	1 48	-	4 40	4 40	-	-	-	-	-	-
ESCAPE AV. SENT.	-	-	-	-	-	-	-	-	-	-	-	-	-	-	-
OTHER GENERAL OFFENSES AV. SENT.	3	3 110	2 123	-	1 84	-	-	-	-	-	-	-	-	-	-
IMMIGRATION LAWS AV. SENT.	4	2 30	2 30	-	-	-	-	2 48	2 48	-	-	-	-	-	-
LIQUOR, INTERNAL REV. AV. SENT.	-	-	-	-	-	-	-	-	-	-	-	-	-	-	-
SELECTIVE SERVICE ACT AV. SENT.	-	-	-	-	-	-	-	-	-	-	-	-	-	-	-
OTHER SPECIAL OFFENSES AV. SENT.	12	5 43	3 8	-	2 96	-	-	2 36	2 36	-	-	-	-	-	5

**TABLE 4**  
**UNITED STATES DISTRICT COURTS**  
**TYPE OF SENTENCE FOR CONVICTED CRIMINAL DEFENDANTS**  
**TWELVE MONTH PERIOD ENDED JUNE 30, 1979**

DISTRICT AND OFFENSE	TOTAL CON- VICTED	TYPE OF IMPRISONMENT						TYPE OF PROBATION						SUS- PENDE SEN- TENCE	FINE ONLY
		TOTAL SEN- TENCED	ADULT			YOUTH CORREC- TIONS ACT	F.J. D.A.	TOTAL	ADULT			F.J. D.A.	NO SUPER- VISION		
			REGULAR	INDETER- MINATE	MIXED				IMME- DIATE	DELAYED	SPLIT				
MISSOURI WESTERN TOTAL AV. SENT.	437	127 56	95 48	12 123	12 52	8 51	- -	302 8	74 28	- -	- -	- -	228 2	-	8
HOMICIDE AV. SENT.	1	1 540	1 540	- -	- -	- -	- -	- -	- -	- -	- -	- -	- -	-	-
ROBBERY AV. SENT.	14	13 200	8 205	4 195	1 180	- -	- -	1 60	1 60	- -	- -	- -	- -	-	-
ASSAULT AV. SENT.	1	- -	- -	- -	- -	- -	- -	1 24	1 24	- -	- -	- -	- -	-	-
BURGLARY AV. SENT.	-	- -	- -	- -	- -	- -	- -	- -	- -	- -	- -	- -	- -	-	-
LARCENY AND THEFT AV. SENT.	19	8 43	6 26	- -	2 96	- -	- -	11 33	11 33	- -	- -	- -	- -	-	-
EMBEZZLEMENT AV. SENT.	8	1 1	1 1	- -	- -	- -	- -	7 39	7 39	- -	- -	- -	- -	-	-
FRAUD AV. SENT.	43	24 14	19 11	1 60	4 21	- -	- -	16 21	14 21	- -	- -	- -	2 18	-	3
AUTO THEFT AV. SENT.	12	12 32	8 24	2 42	2 54	- -	- -	- -	- -	- -	- -	- -	- -	-	-
FORGERY, COUNTERFEIT. AV. SENT.	17	11 29	8 27	1 36	1 24	1 48	- -	6 34	6 34	- -	- -	- -	- -	-	-
SEX OFFENSES AV. SENT.	-	- -	- -	- -	- -	- -	- -	- -	- -	- -	- -	- -	- -	-	-
MARIHUANA AV. SENT.	1	- -	- -	- -	- -	- -	- -	1 36	1 36	- -	- -	- -	- -	-	-
NARCOTICS AV. SENT.	31	23 67	15 71	2 78	- -	6 52	- -	8 31	8 31	- -	- -	- -	- -	-	-
WEAPONS AND FIREARMS AV. SENT.	16	9 27	7 25	- -	1 24	1 48	- -	7 30	7 30	- -	- -	- -	- -	-	-
ESCAPE AV. SENT.	15	15 19	15 19	- -	- -	- -	- -	- -	- -	- -	- -	- -	- -	-	-
OTHER GENERAL OFFENSES AV. SENT.	242	6 90	3 30	2 180	- -	- -	- -	236 2	10 20	- -	- -	- -	226 2	-	1
IMMIGRATION LAWS AV. SENT.	2	2 9	1 6	- -	1 12	- -	- -	- -	- -	- -	- -	- -	- -	-	-
LIQUOR, INTERNAL REV. AV. SENT.	1	- -	- -	- -	- -	- -	- -	1 36	1 36	- -	- -	- -	- -	-	-
SELECTIVE SERVICE ACT AV. SENT.	-	- -	- -	- -	- -	- -	- -	- -	- -	- -	- -	- -	- -	-	-
OTHER SPECIAL OFFENSES AV. SENT.	14	3 9	3 9	- -	- -	- -	- -	7 16	7 16	- -	- -	- -	- -	-	4

TABLE 4  
UNITED STATES DISTRICT COURTS  
TYPE OF SENTENCE FOR CONVICTED CRIMINAL DEFENDANTS  
TWELVE MONTH PERIOD ENDED JUNE 30, 1979

DISTRICT AND OFFENSE	TOTAL CON- VICTED	TYPE OF IMPRISONMENT						TYPE OF PROBATION						SUS- PENDED SEN- TENCE	FINE ONLY
		TOTAL SEN- TENCED	ADULT			YOUTH CORREC- TIONS ACT	F.J. D.A.	TOTAL	ADULT			F.J. D.A.	NO SUPER- VISION		
			REGULAR	INDETER- MINATE	MIXED				IMME- DIATE	DELAYED	SPLIT				
NEBRASKA															
TOTAL	128	53	45	3	-	5	-	58	57	-	-	-	1	1	16
AV. SENT.		35	28	88	-	62	-	27	27	-	-	-	6	-	-
HOMICIDE	-	-	-	-	-	-	-	-	-	-	-	-	-	-	-
AV. SENT.		-	-	-	-	-	-	-	-	-	-	-	-	-	-
ROBBERY	4	3	1	-	-	2	-	1	1	-	-	-	-	-	-
AV. SENT.		136	240	-	-	84	-	24	24	-	-	-	-	-	-
ASSAULT	-	-	-	-	-	-	-	-	-	-	-	-	-	-	-
AV. SENT.		-	-	-	-	-	-	-	-	-	-	-	-	-	-
BURGLARY	3	-	-	-	-	-	-	3	3	-	-	-	-	-	-
AV. SENT.		-	-	-	-	-	-	32	32	-	-	-	-	-	-
LARCENY AND THEFT	15	8	4	2	-	2	-	7	7	-	-	-	-	-	-
AV. SENT.		42	39	42	-	48	-	21	21	-	-	-	-	-	-
EMBEZZLEMENT	7	-	-	-	-	-	-	7	7	-	-	-	-	-	-
AV. SENT.		-	-	-	-	-	-	30	30	-	-	-	-	-	-
FRAUD	23	5	5	-	-	-	-	7	6	-	-	-	1	-	11
AV. SENT.		19	19	-	-	-	-	28	32	-	-	-	6	-	-
AUTO THEFT	6	2	2	-	-	-	-	4	4	-	-	-	-	-	-
AV. SENT.		54	54	-	-	-	-	27	27	-	-	-	-	-	-
FORGERY, COUNTERFEIT.	23	9	8	-	-	1	-	14	14	-	-	-	-	-	-
AV. SENT.		31	29	-	-	48	-	34	34	-	-	-	-	-	-
SEX OFFENSES	-	-	-	-	-	-	-	-	-	-	-	-	-	-	-
AV. SENT.		-	-	-	-	-	-	-	-	-	-	-	-	-	-
MARIHUANA	-	-	-	-	-	-	-	-	-	-	-	-	-	-	-
AV. SENT.		-	-	-	-	-	-	-	-	-	-	-	-	-	-
NARCOTICS	3	3	3	-	-	-	-	-	-	-	-	-	-	-	-
AV. SENT.		38	38	-	-	-	-	-	-	-	-	-	-	-	-
WEAPONS AND FIREARMS	6	4	4	-	-	-	-	2	2	-	-	-	-	-	-
AV. SENT.		28	28	-	-	-	-	30	30	-	-	-	-	-	-
ESCAPE	4	3	3	-	-	-	-	1	1	-	-	-	-	-	-
AV. SENT.		12	12	-	-	-	-	12	12	-	-	-	-	-	-
OTHER GENERAL OFFENSES	6	1	-	1	-	-	-	5	5	-	-	-	-	-	-
AV. SENT.		180	-	180	-	-	-	15	15	-	-	-	-	-	-
IMMIGRATION LAWS	20	14	14	-	-	-	-	5	5	-	-	-	-	1	-
AV. SENT.		11	11	-	-	-	-	24	24	-	-	-	-	-	-
LIQUOR, INTERNAL REV.	-	-	-	-	-	-	-	-	-	-	-	-	-	-	-
AV. SENT.		-	-	-	-	-	-	-	-	-	-	-	-	-	-
SELECTIVE SERVICE ACT	-	-	-	-	-	-	-	-	-	-	-	-	-	-	-
AV. SENT.		-	-	-	-	-	-	-	-	-	-	-	-	-	-
OTHER SPECIAL OFFENSES	8	1	1	-	-	-	-	2	2	-	-	-	-	-	5
AV. SENT.		24	24	-	-	-	-	18	18	-	-	-	-	-	-

TABLE 4  
UNITED STATES DISTRICT COURTS  
TYPE OF SENTENCE FOR CONVICTED CRIMINAL DEFENDANTS  
TWELVE MONTH PERIOD ENDED JUNE 30, 1979

DEFENDANTS															
THREE MONTH PERIOD ENDED JUNE 30, 1979															
DISTRICT AND OFFENSE	TOTAL CON- VICTED	TYPE OF IMPRISONMENT						TYPE OF PROBATION						SUS- PENDED SEN- TENCE	FINE ONLY
		TOTAL SEN- TENCED	ADULT			YOUTH CORREC- TIONS ACT	F.J. D.A.	TOTAL	ADULT			F.J. D.A.	NO SUPER- VISION		
			REGULAR	INDETER- MINATE	MIXED				IMME- DIATE	DELAYED	SPLIT				
NORTH DAKOTA TOTAL AV. SENT.	124	64 32	58 30	2 78	2 52	1 48	1 -	58 28	50 27	- -	- -	8 33	- -	- -	2
HOMICIDE AV. SENT.	3	3 240	3 240	- -	- -	- -	- -	- -	- -	- -	- -	- -	- -	- -	-
ROBBERY AV. SENT.	4	1 48	- -	- -	- -	1 48	- -	3 24	3 24	- -	- -	- -	- -	- -	-
ASSAULT AV. SENT.	13	9 17	7 15	- -	1 45	- -	1 -	4 42	2 36	- -	- -	2 48	- -	- -	-
BURGLARY AV. SENT.	13	7 27	7 27	- -	- -	- -	- -	6 25	5 25	- -	- -	1 24	- -	- -	-
LARCENY AND THEFT AV. SENT.	15	6 14	6 14	- -	- -	- -	- -	9 30	6 34	- -	- -	3 24	- -	- -	-
EMBEZZLEMENT AV. SENT.	5	1 50	- -	- -	1 60	- -	- -	4 21	4 21	- -	- -	- -	- -	- -	-
FRAUD AV. SENT.	24	7 4	7 4	- -	- -	- -	- -	16 26	16 26	- -	- -	- -	- -	- -	1
AUTO THEFT AV. SENT.	-	- -	- -	- -	- -	- -	- -	- -	- -	- -	- -	- -	- -	- -	-
FORGERY, COUNTERFEIT. AV. SENT.	16	6 12	6 12	- -	- -	- -	- -	10 26	10 26	- -	- -	- -	- -	- -	-
SEX OFFENSES AV. SENT.	8	6 25	6 25	- -	- -	- -	- -	2 36	- -	- -	- -	2 36	- -	- -	-
MARIHUANA AV. SENT.	2	1 24	1 24	- -	- -	- -	- -	1 24	1 24	- -	- -	- -	- -	- -	-
NARCOTICS AV. SENT.	12	10 44	8 36	2 78	- -	- -	- -	2 36	2 36	- -	- -	- -	- -	- -	-
WEAPONS AND FIREARMS AV. SENT.	3	3 28	3 28	- -	- -	- -	- -	- -	- -	- -	- -	- -	- -	- -	-
ESCAPE AV. SENT.	3	3 8	3 8	- -	- -	- -	- -	- -	- -	- -	- -	- -	- -	- -	-
OTHER GENERAL OFFENSES AV. SENT.	-	- -	- -	- -	- -	- -	- -	- -	- -	- -	- -	- -	- -	- -	-
IMMIGRATION LAWS AV. SENT.	1	- -	- -	- -	- -	- -	- -	- -	- -	- -	- -	- -	- -	- -	-
LIQUOR, INTERNAL REV. AV. SENT.	-	- -	- -	- -	- -	- -	- -	- -	- -	- -	- -	- -	- -	- -	-
SELECTIVE SERVICE ACT AV. SENT.	-	- -	- -	- -	- -	- -	- -	- -	- -	- -	- -	- -	- -	- -	-
OTHER SPECIAL OFFENSES AV. SENT.	2	1 3	1 3	- -	- -	- -	- -	1 24	1 24	- -	- -	- -	- -	- -	-

TABLE 4  
UNITED STATES DISTRICT COURTS  
TYPE OF SENTENCE FOR CONVICTED CRIMINAL DEFENDANTS  
TWELVE MONTH PERIOD ENDED JUNE 30, 1979

DISTRICT AND OFFENSE	TOTAL CON- VICTED	TYPE OF IMPRISONMENT						TYPE OF PROBATION						SUS- PEN- DED SEN- TENCE	FINE ONLY
		TOTAL SEN- TENCED	ADULT			YOUTH CORREC- TIONS ACT	F.J. D.A.	TOTAL	ADULT			F.J. D.A.	NO SUPER- VISION		
			REGULAR	INDETER- MINATE	MIXED				IMME- DIATE	DELAYED	SPLIT				
SOUTH DAKOTA TOTAL	173	57	53	-	-	1	3	87	72	-	-	6	9	-	29
AV. SENT.		49	52	-	-	48	-	25	27	-	-	31	8	-	
HOMICIDE	12	8	8	-	-	-	-	4	4	-	-	-	-	-	-
AV. SENT.		194	194	-	-	-	-	37	37	-	-	-	-	-	-
ROBBERY	-	-	-	-	-	-	-	-	-	-	-	-	-	-	-
AV. SENT.		-	-	-	-	-	-	-	-	-	-	-	-	-	-
ASSAULT	45	23	22	-	-	-	1	20	18	-	-	1	1	-	2
AV. SENT.		24	25	-	-	-	-	19	20	-	-	27	6	-	
BURGLARY	3	-	-	-	-	-	-	3	3	-	-	-	-	-	-
AV. SENT.		-	-	-	-	-	-	36	36	-	-	-	-	-	-
LARCENY AND THEFT	28	2	2	-	-	-	-	22	18	-	-	4	-	-	4
AV. SENT.		24	24	-	-	-	-	31	31	-	-	31	-	-	
EMBEZZLEMENT	4	-	-	-	-	-	-	4	4	-	-	-	-	-	-
AV. SENT.		-	-	-	-	-	-	30	30	-	-	-	-	-	-
FRAUD	41	4	4	-	-	-	-	23	16	-	-	-	7	-	14
AV. SENT.		12	12	-	-	-	-	20	27	-	-	-	6	-	
AUTO THEFT	4	2	2	-	-	-	-	2	2	-	-	-	-	-	-
AV. SENT.		36	36	-	-	-	-	21	21	-	-	-	-	-	-
FORGERY, COUNTERFEIT.	3	2	2	-	-	-	-	1	-	-	-	-	1	-	-
AV. SENT.		24	24	-	-	-	-	24	-	-	-	-	24	-	
SEX OFFENSES	8	7	4	-	-	1	2	1	1	-	-	-	-	-	-
AV. SENT.		49	74	-	-	48	-	60	60	-	-	-	-	-	-
MARIJUANA	-	-	-	-	-	-	-	-	-	-	-	-	-	-	-
AV. SENT.		-	-	-	-	-	-	-	-	-	-	-	-	-	-
NARCOTICS	-	-	-	-	-	-	-	-	-	-	-	-	-	-	-
AV. SENT.		-	-	-	-	-	-	-	-	-	-	-	-	-	-
WEAPONS AND FIREARMS	5	3	3	-	-	-	-	2	2	-	-	-	-	-	-
AV. SENT.		14	14	-	-	-	-	21	21	-	-	-	-	-	-
ESCAPE	2	-	-	-	-	-	-	1	1	-	-	-	-	-	1
AV. SENT.		-	-	-	-	-	-	24	24	-	-	-	-	-	
OTHER GENERAL OFFENSES	3	3	3	-	-	-	-	-	-	-	-	-	-	-	-
AV. SENT.		40	40	-	-	-	-	-	-	-	-	-	-	-	-
IMMIGRATION LAWS	-	-	-	-	-	-	-	-	-	-	-	-	-	-	-
AV. SENT.		-	-	-	-	-	-	-	-	-	-	-	-	-	-
LIQUOR, INTERNAL REV.	-	-	-	-	-	-	-	-	-	-	-	-	-	-	-
AV. SENT.		-	-	-	-	-	-	-	-	-	-	-	-	-	-
SELECTIVE SERVICE ACT	-	-	-	-	-	-	-	-	-	-	-	-	-	-	-
AV. SENT.		-	-	-	-	-	-	-	-	-	-	-	-	-	-
OTHER SPECIAL OFFENSES	15	3	3	-	-	-	-	4	3	-	-	1	-	-	8
AV. SENT.		4	4	-	-	-	-	18	12	-	-	37	-	-	

TABLE 4  
UNITED STATES DISTRICT COURTS  
TYPE OF SENTENCE FOR CONVICTED CRIMINAL DEFENDANTS  
TWELVE MONTH PERIOD ENDED JUNE 30, 1979

DISTRICT AND OFFENSE	TOTAL CON- VICTED	TYPE OF IMPRISONMENT						TYPE OF PROBATION						SUS- PEN- DED SEN- TENCE	FINE ONLY
		TOTAL SEN- TENCED	ADULT			YOUTH CORREC- TIONS ACT	F.J. D.A.	TOTAL	ADULT			F.J. D.A.	NO SUPER- VISION		
			REGULAR	INDETER- MINATE	MIXED				IMME- DIATE	DELAYED	SPLIT				
ALASKA															
TOTAL	82	32	26	-	4	2	-	37	36	-	-	1	-	-	13
AV. SENT.		40	39	-	43	48	-	27	27	-	-	24	-	-	
HOMICIDE	-	-	-	-	-	-	-	-	-	-	-	-	-	-	-
AV. SENT.		-	-	-	-	-	-	-	-	-	-	-	-	-	-
ROBBERY	8	7	7	-	-	-	-	1	1	-	-	-	-	-	-
AV. SENT.		99	99	-	-	-	-	24	24	-	-	-	-	-	-
ASSAULT	1	-	-	-	-	-	-	1	1	-	-	-	-	-	-
AV. SENT.		-	-	-	-	-	-	12	12	-	-	-	-	-	-
BURGLARY	-	-	-	-	-	-	-	-	-	-	-	-	-	-	-
AV. SENT.		-	-	-	-	-	-	-	-	-	-	-	-	-	-
LARCENY AND THEFT	12	3	1	-	-	2	-	5	5	-	-	-	-	-	4
AV. SENT.		40	24	-	-	48	-	19	19	-	-	-	-	-	
EMBEZZLEMENT	9	4	4	-	-	-	-	5	4	-	-	1	-	-	-
AV. SENT.		5	5	-	-	-	-	24	24	-	-	24	-	-	
FRAUD	7	1	1	-	-	-	-	5	5	-	-	-	-	-	1
AV. SENT.		2	2	-	-	-	-	30	30	-	-	-	-	-	
AUTO THEFT	-	-	-	-	-	-	-	-	-	-	-	-	-	-	-
AV. SENT.		-	-	-	-	-	-	-	-	-	-	-	-	-	-
FORGERY, COUNTERFEIT.	2	1	1	-	-	-	-	-	-	-	-	-	-	-	1
AV. SENT.		24	24	-	-	-	-	-	-	-	-	-	-	-	
SEX OFFENSES	1	-	-	-	-	-	-	1	1	-	-	-	-	-	-
AV. SENT.		-	-	-	-	-	-	24	24	-	-	-	-	-	-
MARIJUANA	1	-	-	-	-	-	-	1	1	-	-	-	-	-	-
AV. SENT.		-	-	-	-	-	-	12	12	-	-	-	-	-	-
NARCOTICS	19	7	4	-	3	-	-	11	11	-	-	-	-	-	1
AV. SENT.		32	22	-	46	-	-	32	32	-	-	-	-	-	
WEAPONS AND FIREARMS	6	3	2	-	1	-	-	3	3	-	-	-	-	-	-
AV. SENT.		26	21	-	36	-	-	36	36	-	-	-	-	-	
ESCAPE	-	-	-	-	-	-	-	-	-	-	-	-	-	-	-
AV. SENT.		-	-	-	-	-	-	-	-	-	-	-	-	-	-
OTHER GENERAL OFFENSES	5	3	3	-	-	-	-	1	1	-	-	-	-	-	1
AV. SENT.		1	1	-	-	-	-	18	18	-	-	-	-	-	
IMMIGRATION LAWS	-	-	-	-	-	-	-	-	-	-	-	-	-	-	-
AV. SENT.		-	-	-	-	-	-	-	-	-	-	-	-	-	-
LIQUOR, INTERNAL REV.	-	-	-	-	-	-	-	-	-	-	-	-	-	-	-
AV. SENT.		-	-	-	-	-	-	-	-	-	-	-	-	-	-
SELECTIVE SERVICE ACT	-	-	-	-	-	-	-	-	-	-	-	-	-	-	-
AV. SENT.		-	-	-	-	-	-	-	-	-	-	-	-	-	-
OTHER SPECIAL OFFENSES	11	3	3	-	-	-	-	3	3	-	-	-	-	-	5
AV. SENT.		41	41	-	-	-	-	34	34	-	-	-	-	-	

TABLE 4  
UNITED STATES DISTRICT COURTS  
TYPE OF SENTENCE FOR CONVICTED CRIMINAL DEFENDANTS  
TWELVE MONTH PERIOD ENDED JUNE 30, 1979

DISTRICT AND OFFENSE	TOTAL CON- VICTED	TYPE OF IMPRISONMENT						TYPE OF PROBATION						SUS- PEN- DED SEN- TENCE	FINE ONLY
		TOTAL SEN- TENCED	ADULT			YOUTH CORREC- TIONS ACT	F.J. D.A.	TOTAL	ADULT			F.J. D.A.	NO SUPER- VISION		
			REGULAR	INDETER- MINATE	MIXED				IMME- DIATE	DELAYED	SPLIT				
ARIZONA															
TOTAL	758	487	436	19	6	24	2	262	261	-	-	1	-	3	6
AV. SENT.		36	34	76	49	51	-	37	37	-	-	48	-		
HOMICIDE	23	21	15	2	-	4	-	2	2	-	-	-	-	-	-
AV. SENT.		84	63	318	-	48	-	48	48	-	-	-	-	-	-
ROBBERY	18	17	10	3	-	4	-	1	1	-	-	-	-	-	-
AV. SENT.		196	274	108	-	66	-	48	48	-	-	-	-	-	-
ASSAULT	36	20	18	-	-	2	-	16	15	-	-	1	-	-	-
AV. SENT.		31	29	-	-	48	-	30	28	-	-	48	-	-	-
BURGLARY	4	4	2	2	-	-	-	-	-	-	-	-	-	-	-
AV. SENT.		25	33	18	-	-	-	-	-	-	-	-	-	-	-
LARCENY AND THEFT	29	13	12	-	-	1	-	16	16	-	-	-	-	-	-
AV. SENT.		35	34	-	-	48	-	42	42	-	-	-	-	-	-
EMBEZZLEMENT	15	2	2	-	-	-	-	13	13	-	-	-	-	-	-
AV. SENT.		42	42	-	-	-	-	37	37	-	-	-	-	-	-
FRAUD	93	32	27	3	1	1	-	57	57	-	-	-	-	-	4
AV. SENT.		37	35	28	102	48	-	40	40	-	-	-	-	-	-
AUTO THEFT	4	4	1	-	-	3	-	-	-	-	-	-	-	-	-
AV. SENT.		42	24	-	-	48	-	-	-	-	-	-	-	-	-
FORGERY, COUNTERFEIT.	34	17	14	1	-	2	-	17	17	-	-	-	-	-	-
AV. SENT.		70	77	24	-	48	-	47	47	-	-	-	-	-	-
SEX OFFENSES	17	11	10	1	-	-	-	3	3	-	-	-	-	3	-
AV. SENT.		30	22	120	-	-	-	37	37	-	-	-	-	-	-
MARIHUANA	61	36	33	-	2	-	1	25	25	-	-	-	-	-	-
AV. SENT.		45	45	-	75	-	-	39	39	-	-	-	-	-	-
NARCOTICS	84	62	56	1	2	3	-	22	22	-	-	-	-	-	-
AV. SENT.		41	41	84	12	48	-	40	40	-	-	-	-	-	-
WEAPONS AND FIREARMS	43	24	22	1	-	1	-	19	19	-	-	-	-	-	-
AV. SENT.		34	34	24	-	48	-	35	35	-	-	-	-	-	-
ESCAPE	69	64	61	1	1	1	-	5	5	-	-	-	-	-	-
AV. SENT.		19	18	24	18	48	-	28	28	-	-	-	-	-	-
OTHER GENERAL OFFENSES	9	6	6	-	-	-	-	3	3	-	-	-	-	-	-
AV. SENT.		6	6	-	-	-	-	44	44	-	-	-	-	-	-
IMMIGRATION LAWS	179	137	131	4	-	1	1	41	41	-	-	-	-	-	1
AV. SENT.		14	13	24	-	48	-	27	27	-	-	-	-	-	-
LIQUOR, INTERNAL REV.	-	-	-	-	-	-	-	-	-	-	-	-	-	-	-
AV. SENT.		-	-	-	-	-	-	-	-	-	-	-	-	-	-
SELECTIVE SERVICE ACT	-	-	-	-	-	-	-	-	-	-	-	-	-	-	-
AV. SENT.		-	-	-	-	-	-	-	-	-	-	-	-	-	-
OTHER SPECIAL OFFENSES	40	17	16	-	-	1	-	22	22	-	-	-	-	-	1
AV. SENT.		18	16	-	-	48	-	36	36	-	-	-	-	-	-

TABLE 4  
UNITED STATES DISTRICT COURTS  
TYPE OF SENTENCE FOR CONVICTED CRIMINAL DEFENDANTS  
TWELVE MONTH PERIOD ENDED JUNE 30, 1979

DISTRICT AND OFFENSE	TOTAL CON- VICTED	TYPE OF IMPRISONMENT						TYPE OF PROBATION						SUS- PEN- DED SEN- TENCE	FINE ONLY
		TOTAL SEN- TENCED	ADULT			YOUTH CORREC- TIONS ACT	F.J. D.A.	TOTAL	ADULT			F.J. D.A.	NO SUPER- VISION		
			REGULAR	INDETER- MINATE	MIXED				IMME- DIATE	DELAYED	SPLIT				
CALIFORNIA NORTHERN TOTAL AV. SENT.	482 47	289 47	213 45	2 60	67 51	7 66	- -	181 32	177 32	- -	- -	2 24	2 48	1	11
HOMICIDE AV. SENT.	- -	- -	- -	- -	- -	- -	- -	- -	- -	- -	- -	- -	- -	- -	- -
ROBBERY AV. SENT.	39 121	39 121	31 136	1 60	1 36	6 70	- -	- -	- -	- -	- -	- -	- -	- -	- -
ASSAULT AV. SENT.	3 -	- -	- -	- -	- -	- -	- -	3 12	3 12	- -	- -	- -	- -	- -	- -
BURGLARY AV. SENT.	10 52	4 52	4 52	- -	- -	- -	- -	6 18	4 15	- -	- -	2 24	- -	- -	- -
LARCENY AND THEFT AV. SENT.	45 15	19 15	18 11	- -	1 90	- -	- -	26 31	25 31	- -	- -	- -	1 36	- -	- -
EMBEZZLEMENT AV. SENT.	41 18	10 18	8 12	- -	2 42	- -	- -	31 34	31 34	- -	- -	- -	- -	- -	- -
FRAUD AV. SENT.	108 21	46 21	39 20	- -	7 30	- -	- -	55 34	54 34	- -	- -	- -	1 60	- -	7
AUTO THEFT AV. SENT.	2 5	2 5	2 6	- -	- -	- -	- -	- -	- -	- -	- -	- -	- -	- -	- -
FORGERY, COUNTERFEIT, AV. SENT.	43 39	27 39	23 37	1 60	3 44	- -	- -	15 37	15 37	- -	- -	- -	- -	1	-
SEX OFFENSES AV. SENT.	- -	- -	- -	- -	- -	- -	- -	- -	- -	- -	- -	- -	- -	- -	- -
MARIHUANA AV. SENT.	24 59	22 59	4 33	- -	18 65	- -	- -	2 48	2 48	- -	- -	- -	- -	- -	- -
NARCOTICS AV. SENT.	88 51	74 51	38 54	- -	35 48	1 48	- -	14 41	14 41	- -	- -	- -	- -	- -	- -
WEAPONS AND FIREARMS AV. SENT.	8 32	7 32	7 32	- -	- -	- -	- -	- -	- -	- -	- -	- -	- -	- -	1
ESCAPE AV. SENT.	12 18	8 18	8 18	- -	- -	- -	- -	4 33	4 33	- -	- -	- -	- -	- -	- -
OTHER GENERAL OFFENSES AV. SENT.	11 6	9 6	9 6	- -	- -	- -	- -	1 3	1 3	- -	- -	- -	- -	- -	1
IMMIGRATION LAWS AV. SENT.	19 13	10 13	10 13	- -	- -	- -	- -	9 29	9 29	- -	- -	- -	- -	- -	- -
LIQUOR, INTERNAL REV. AV. SENT.	- -	- -	- -	- -	- -	- -	- -	- -	- -	- -	- -	- -	- -	- -	- -
SELECTIVE SERVICE ACT AV. SENT.	- -	- -	- -	- -	- -	- -	- -	- -	- -	- -	- -	- -	- -	- -	- -
OTHER SPECIAL OFFENSES AV. SENT.	29 38	12 38	12 38	- -	- -	- -	- -	15 22	15 22	- -	- -	- -	- -	- -	2

TABLE 4  
UNITED STATES DISTRICT COURTS  
TYPE OF SENTENCE FOR CONVICTED CRIMINAL DEFENDANTS  
TWELVE MONTH PERIOD ENDED JUNE 30, 1979

TYPE OF SENTENCE														TYPE OF IMPRISONMENT														TYPE OF PROBATION														SUS- PEN- DED SEN- TENCE	FINE ONLY
DISTRICT AND OFFENSE	TOTAL CON- VICTED	TOTAL SEN- TENCED	ADULT			YOUTH CORREC- TIONS ACT	F.J. D.A.	TOTAL	ADULT			F.J. D.A.	NO SUPER- VISION																														
			REGULAR	INDETER- MINATE	MIXED				IMME- DIATE	DELAYED	SPLIT																																
CALIFORNIA EASTERN TOTAL AV. SENT.	424	197 56	166 49	14 147	5 33	12 54	-	198 40	197 40	-	-	-	-	1 60	3	26																											
HOMICIDE AV. SENT.	-	-	-	-	-	-	-	-	-	-	-	-	-	-	-	-																											
ROBBERY AV. SENT.	44	39 148	24 159	9 179	-	6 60	-	5 55	5 55	-	-	-	-	-	-	-																											
ASSAULT AV. SENT.	6	4 31	2 15	-	-	2 48	-	2 24	2 24	-	-	-	-	-	-	-																											
BURGLARY AV. SENT.	3	-	-	-	-	-	-	3 44	3 44	-	-	-	-	-	-	-																											
LARCENY AND THEFT AV. SENT.	65	14 19	14 19	-	-	-	-	38 43	37 43	-	-	-	-	1 60	1	12																											
EMBEZZLEMENT AV. SENT.	31	7 32	6 32	-	1 36	-	-	22 43	22 43	-	-	-	-	-	-	2																											
FRAUD AV. SENT.	47	9 22	7 16	-	2 42	-	-	38 42	38 42	-	-	-	-	-	-	-																											
AUTO THEFT AV. SENT.	3	1 4	1 4	-	-	-	-	2 24	2 24	-	-	-	-	-	-	-																											
FORGERY, COUNTERFEIT. AV. SENT.	65	31 29	27 22	3 100	1 24	-	-	34 40	34 40	-	-	-	-	-	-	-																											
SEX OFFENSES AV. SENT.	2	1 36	1 36	-	-	-	-	1 60	1 60	-	-	-	-	-	-	-																											
MARIJUANA AV. SENT.	3	2 3	2 3	-	-	-	-	1 36	1 36	-	-	-	-	-	-	-																											
NARCOTICS AV. SENT.	52	43 57	39 56	1 120	-	3 48	-	8 39	8 39	-	-	-	-	-	1	-																											
WEAPONS AND FIREARMS AV. SENT.	22	16 25	15 25	1 24	-	-	-	6 44	5 44	-	-	-	-	-	-	-																											
ESCAPE AV. SENT.	5	4 36	4 36	-	-	-	-	1 36	1 36	-	-	-	-	-	-	-																											
OTHER GENERAL OFFENSES AV. SENT.	17	5 27	4 22	-	-	1 48	-	7 20	7 20	-	-	-	-	-	-	5																											
IMMIGRATION LAWS AV. SENT.	38	18 12	17 11	-	1 24	-	-	19 39	19 39	-	-	-	-	-	-	1																											
LIQUOR, INTERNAL REV. AV. SENT.	-	-	-	-	-	-	-	-	-	-	-	-	-	-	-	-																											
SELECTIVE SERVICE ACT AV. SENT.	-	-	-	-	-	-	-	-	-	-	-	-	-	-	-	-																											
OTHER SPECIAL OFFENSES AV. SENT.	21	3 32	3 32	-	-	-	-	11 27	11 27	-	-	-	-	-	1	6																											

TABLE 4  
UNITED STATES DISTRICT COURTS  
TYPE OF SENTENCE FOR CONVICTED CRIMINAL DEFENDANTS  
TWELVE MONTH PERIOD ENDED JUNE 30, 1979

DISTRICT AND OFFENSE	TOTAL CON- VICTED	TYPE OF IMPRISONMENT					TYPE OF PROBATION					SUS- PEN- DED SEN- TENCE	FINE ONLY
		TOTAL SEN- TENCED	ADULT			YOUTH CORREC- TIONS ACT	F.J. D.A.	TOTAL	ADULT			F.J. D.A.	NO SUPER- VISION
			REGULAR	INDETER- MINATE	MIXED				IMME- DIATE	DELAYED	SPLIT		
CALIFORNIA CENTRAL TOTAL AV. SENT.	1,246	687 48	586 44	39 124	42 42	20 48	-	508 36	505 36	-	-	3 32	5 46
HOMICIDE AV. SENT.	1	1 96	1 96	-	-	-	-	-	-	-	-	-	-
ROBBERY AV. SENT.	165	151 119	115 121	20 157	5 79	11 48	-	14 44	14 44	-	-	-	-
ASSAULT AV. SENT.	7	5 68	4 64	1 84	-	-	-	1 24	1 24	-	-	-	1
BURGLARY AV. SENT.	-	-	-	-	-	-	-	-	-	-	-	-	-
LARCENY AND THEFT AV. SENT.	107	37 21	34 18	1 60	2 37	-	-	64 33	64 33	-	-	-	6
EMBEZZLEMENT AV. SENT.	90	19 9	17 5	2 39	-	-	-	69 34	69 34	-	-	-	2
FRAUD AV. SENT.	247	84 17	67 11	4 40	13 38	-	-	152 36	152 36	-	-	-	11
AUTO THEFT AV. SENT.	10	9 86	7 102	2 30	-	-	-	1 60	1 60	-	-	-	-
FORGERY, COUNTERFEIT. AV. SENT.	123	66 14	61 14	3 20	2 27	-	-	42 38	41 37	-	-	1 60	2 13
SEX OFFENSES AV. SENT.	1	1 240	1 240	-	-	-	-	-	-	-	-	-	-
MARIJUANA AV. SENT.	36	24 34	21 31	-	2 66	1 48	-	12 38	12 38	-	-	-	-
NARCOTICS AV. SENT.	180	132 48	115 50	1 12	11 38	5 48	-	48 45	48 45	-	-	-	-
WEAPONS AND FIREARMS AV. SENT.	47	21 70	15 15	3 380	3 36	-	-	26 36	25 37	-	-	1 24	-
ESCAPE AV. SENT.	94	79 13	76 12	1 24	-	2 48	-	13 46	13 46	-	-	-	2
OTHER GENERAL OFFENSES AV. SENT.	19	5 39	5 39	-	-	-	-	10 33	10 33	-	-	-	4
IMMIGRATION LAWS AV. SENT.	51	34 12	31 11	1 12	2 39	-	-	16 34	16 34	-	-	-	1
LIQUOR, INTERNAL REV. AV. SENT.	-	-	-	-	-	-	-	-	-	-	-	-	-
SELECTIVE SERVICE ACT AV. SENT.	-	-	-	-	-	-	-	-	-	-	-	-	-
OTHER SPECIAL OFFENSES AV. SENT.	68	19 15	16 13	-	2 12	1 48	-	40 27	39 28	-	-	1 12	9

TABLE 4  
UNITED STATES DISTRICT COURTS  
TYPE OF SENTENCE FOR CONVICTED CRIMINAL DEFENDANTS  
TWELVE MONTH PERIOD ENDED JUNE 30, 1979

DISTRICT AND OFFENSE	TOTAL CON- VICTED	TYPE OF IMPRISONMENT						TYPE OF PROBATION						SUS- PEN- DED SEN- TENCE	FINE ONLY
		TOTAL SEN- TENCED	ADULT			YOUTH CORREC- TIONS ACT	F.J. D.A.	TOTAL	ADULT			F.J. D.A.	NO SUPER- VISION		
			REGULAR	INDETER- MINATE	MIXED				IMME- DIATE	DELAYED	SPLIT				
CALIFORNIA SOUTHERN TOTAL	841	531	421	49	41	17	3	293	237	1	-	1	54	13	4
AV. SENT.		29	24	66	34	56	-	35	36	-	-	37	29		
HOMICIDE	-	-	-	-	-	-	-	-	-	-	-	-	-	-	-
AV. SENT.		-	-	-	-	-	-	-	-	-	-	-	-	-	-
ROBBERY	35	32	15	11	1	5	-	3	3	-	-	-	-	-	-
AV. SENT.		128	142	140	36	76	-	48	48	-	-	-	-	-	-
ASSAULT	10	6	6	-	-	-	-	3	2	-	-	-	1	1	-
AV. SENT.		7	7	-	-	-	-	32	36	-	-	-	24		
BURGLARY	-	-	-	-	-	-	-	-	-	-	-	-	-	-	-
AV. SENT.		-	-	-	-	-	-	-	-	-	-	-	-	-	-
LARCENY AND THEFT	48	28	26	1	-	1	-	18	13	-	-	-	5	1	1
AV. SENT.		26	22	120	-	48	-	27	27	-	-	-	27		
EMBEZZLEMENT	12	6	6	-	-	-	-	6	6	-	-	-	-	-	-
AV. SENT.		15	15	-	-	-	-	22	22	-	-	-	-	-	-
FRAUD	52	31	27	3	1	-	-	21	17	-	-	-	4	-	-
AV. SENT.		23	19	48	45	-	-	33	36	-	-	-	24		
AUTO THEFT	-	-	-	-	-	-	-	-	-	-	-	-	-	-	-
AV. SENT.		-	-	-	-	-	-	-	-	-	-	-	-	-	-
FORGERY, COUNTERFEIT.	30	19	14	-	2	3	-	11	10	-	-	-	1	-	-
AV. SENT.		24	14	-	60	48	-	40	43	-	-	-	12		
SEX OFFENSES	1	-	-	-	-	-	-	1	1	-	-	-	-	-	-
AV. SENT.		-	-	-	-	-	-	60	60	-	-	-	-	-	-
MARIHUANA	63	25	20	2	2	1	-	38	38	-	-	-	-	-	-
AV. SENT.		28	24	48	42	48	-	41	41	-	-	-	-	-	-
NARCOTICS	150	96	73	12	4	3	-	54	51	-	-	-	3	-	-
AV. SENT.		38	35	59	41	48	-	40	39	-	-	-	44		
WEAPONS AND FIREARMS	11	7	5	-	2	-	-	3	3	-	-	-	-	-	1
AV. SENT.		101	120	-	54	-	-	24	24	-	-	-	-		
ESCAPE	34	26	24	1	-	1	-	8	6	1	-	-	1	-	-
AV. SENT.		13	11	24	-	48	-	28	36	-	-	-	12		
OTHER GENERAL OFFENSES	4	3	2	-	1	-	-	1	1	-	-	-	-	-	-
AV. SENT.		54	75	-	12	-	-	60	60	-	-	-	-		
IMMIGRATION LAWS	330	233	187	19	21	3	3	86	59	-	-	-	27	11	-
AV. SENT.		15	11	32	27	48	-	34	35	-	-	-	33		
LIQUOR, INTERNAL REV.	-	-	-	-	-	-	-	-	-	-	-	-	-	-	-
AV. SENT.		-	-	-	-	-	-	-	-	-	-	-	-	-	-
SELECTIVE SERVICE ACT	-	-	-	-	-	-	-	-	-	-	-	-	-	-	-
AV. SENT.		-	-	-	-	-	-	-	-	-	-	-	-	-	-
OTHER SPECIAL OFFENSES	61	19	16	-	3	-	-	40	27	-	-	1	12	-	2
AV. SENT.		19	17	-	28	-	-	28	31	-	-	37	22		

TABLE 4  
UNITED STATES DISTRICT COURTS  
TYPE OF SENTENCE FOR CONVICTED CRIMINAL DEFENDANTS  
TWELVE MONTH PERIOD ENDED JUNE 30, 1979

DISTRICT AND OFFENSE	TOTAL CON- VICTED	TYPE OF IMPRISONMENT						TYPE OF PROBATION						SUS- PEN- DED SEN- TENCE	FINE ONLY
		TOTAL SEN- TENCED	ADULT			YOUTH CORREC- TIONS ACT	F.J. D.A.	TOTAL	ADULT			F.J. D.A.	NO SUPER- VISION		
			REGULAR	INDETER- MINATE	MIXED				IMME- DIATE	DELAYED	SPLIT				
HAWAII															
TOTAL	802	50	25	11	2	2	-	110	100	-	1	-	9	12	630
AV. SENT.		31	22	57	30	48	-	32	32	-	66	-	24		
HOMICIDE	-	-	-	-	-	-	-	-	-	-	-	-	-	-	-
AV. SENT.															
ROBBERY	2	2	2	-	-	-	-	-	-	-	-	-	-	-	-
AV. SENT.		123	123	-	-	-	-								
ASSAULT	5	-	-	-	-	-	-	4	4	-	-	-	-	-	1
AV. SENT.								12	12	-	-	-	-		
BURGLARY	-	-	-	-	-	-	-	-	-	-	-	-	-	-	-
AV. SENT.															
LARCENY AND THEFT	38	7	3	2	-	2	-	19	18	-	-	-	1	1	11
AV. SENT.		40	3	90	-	48	-	50	52	-	-	-	12		
EMBEZZLEMENT	4	1	-	-	1	-	-	3	3	-	-	-	-	-	-
AV. SENT.		30	-	-	30	-	-	60	60	-	-	-	-		
FRAUD	18	6	4	2	-	-	-	7	5	-	-	-	2	1	4
AV. SENT.		34	37	27	-	-	-	44	45	-	-	-	42		
AUTO THEFT	-	-	-	-	-	-	-	-	-	-	-	-	-	-	-
AV. SENT.															
FORGERY, COUNTERFEIT.	26	13	7	5	1	-	-	11	9	-	1	-	1	-	2
AV. SENT.		36	15	67	30	-	-	52	50	-	66	-	60		
SEX OFFENSES	-	-	-	-	-	-	-	-	-	-	-	-	-	-	-
AV. SENT.															
MARIHUANA	1	-	-	-	-	-	-	1	1	-	-	-	-	-	-
AV. SENT.								60	60	-	-	-	-		
NARCOTICS	13	9	9	-	-	-	-	4	4	-	-	-	-	-	-
AV. SENT.		21	21	-	-	-	-	60	60	-	-	-	-		
WEAPONS AND FIREARMS	14	8	6	2	-	-	-	5	5	-	-	-	-	-	1
AV. SENT.		17	13	30	-	-	-	60	60	-	-	-	-		
ESCAPE	-	-	-	-	-	-	-	-	-	-	-	-	-	-	-
AV. SENT.															
OTHER GENERAL OFFENSES	673	3	3	-	-	-	-	51	48	-	-	-	3	10	609
AV. SENT.		2	2	-	-	-	-	13	13	-	-	-	12		
IMMIGRATION LAWS	1	1	1	-	-	-	-	-	-	-	-	-	-	-	-
AV. SENT.		2	2	-	-	-	-								
LIQUOR, INTERNAL REV.	-	-	-	-	-	-	-	-	-	-	-	-	-	-	-
AV. SENT.															
SELECTIVE SERVICE ACT	-	-	-	-	-	-	-	-	-	-	-	-	-	-	-
AV. SENT.															
OTHER SPECIAL OFFENSES	7	-	-	-	-	-	-	5	3	-	-	-	2	-	2
AV. SENT.								36	52	-	-	-	12		



**TABLE 4**  
**UNITED STATES DISTRICT COURTS**  
**TYPE OF SENTENCE FOR CONVICTED CRIMINAL DEFENDANTS**  
**TWELVE MONTH PERIOD ENDED JUNE 30, 1979**

DISTRICT AND OFFENSE	TOTAL CON- VICTED	TYPE OF IMPRISONMENT						TYPE OF PROBATION						SUS- PENDED SEN- TENCE	FINE ONLY
		TOTAL SEN- TENCED	ADULT			YOUTH CORREC- TIONS ACT	F.J. D.A.	TOTAL	ADULT			F.J. D.A.	NO SUPER- VISION		
			REGULAR	INDETER- MINATE	MIXED				IMME- DIATE	DELAYED	SPLIT				
IDAHO															
TOTAL	112	54	48	1	2	3	-	54	54	-	-	-	-	-	4
AV. SENT.		23	21	36	10	48	-	30	30	-	-	-	-	-	
HOMICIDE	1	1	1	-	-	-	-	-	-	-	-	-	-	-	-
AV. SENT.		96	96	-	-	-	-	-	-	-	-	-	-	-	-
ROBBERY	5	5	3	-	-	2	-	-	-	-	-	-	-	-	-
AV. SENT.		98	132	-	-	48	-	-	-	-	-	-	-	-	-
ASSAULT	2	1	1	-	-	-	-	-	-	-	-	-	-	-	1
AV. SENT.		120	120	-	-	-	-	-	-	-	-	-	-	-	
BURGLARY	-	-	-	-	-	-	-	-	-	-	-	-	-	-	-
AV. SENT.		-	-	-	-	-	-	-	-	-	-	-	-	-	-
LARCENY AND THEFT	15	1	1	-	-	-	-	13	13	-	-	-	-	-	1
AV. SENT.		36	36	-	-	-	-	31	31	-	-	-	-	-	
EMBEZZLEMENT	8	2	2	-	-	-	-	6	6	-	-	-	-	-	-
AV. SENT.		13	13	-	-	-	-	36	36	-	-	-	-	-	-
FRAUD	15	8	6	1	1	-	-	7	7	-	-	-	-	-	-
AV. SENT.		7	2	36	12	-	-	32	32	-	-	-	-	-	-
AUTO THEFT	1	1	1	-	-	-	-	-	-	-	-	-	-	-	-
AV. SENT.		2	2	-	-	-	-	-	-	-	-	-	-	-	-
FORGERY, COUNTERFEIT,	7	4	4	-	-	-	-	3	3	-	-	-	-	-	-
AV. SENT.		4	4	-	-	-	-	32	32	-	-	-	-	-	-
SEX OFFENSES	-	-	-	-	-	-	-	-	-	-	-	-	-	-	-
AV. SENT.		-	-	-	-	-	-	-	-	-	-	-	-	-	-
MARIHUANA	-	-	-	-	-	-	-	-	-	-	-	-	-	-	-
AV. SENT.		-	-	-	-	-	-	-	-	-	-	-	-	-	-
NARCOTICS	-	-	-	-	-	-	-	-	-	-	-	-	-	-	-
AV. SENT.		-	-	-	-	-	-	-	-	-	-	-	-	-	-
WEAPONS AND FIREARMS	9	5	4	-	-	1	-	4	4	-	-	-	-	-	-
AV. SENT.		31	27	-	-	48	-	34	34	-	-	-	-	-	-
ESCAPE	1	1	1	-	-	-	-	-	-	-	-	-	-	-	-
AV. SENT.		36	36	-	-	-	-	-	-	-	-	-	-	-	-
OTHER GENERAL OFFENSES	-	-	-	-	-	-	-	-	-	-	-	-	-	-	-
AV. SENT.		-	-	-	-	-	-	-	-	-	-	-	-	-	-
IMMIGRATION LAWS	41	25	24	-	1	-	-	16	16	-	-	-	-	-	-
AV. SENT.		8	8	-	8	-	-	28	28	-	-	-	-	-	-
LIQUOR, INTERNAL REV.	-	-	-	-	-	-	-	-	-	-	-	-	-	-	-
AV. SENT.		-	-	-	-	-	-	-	-	-	-	-	-	-	-
SELECTIVE SERVICE ACT	-	-	-	-	-	-	-	-	-	-	-	-	-	-	-
AV. SENT.		-	-	-	-	-	-	-	-	-	-	-	-	-	-
OTHER SPECIAL OFFENSES	7	-	-	-	-	-	-	5	5	-	-	-	-	-	2
AV. SENT.		-	-	-	-	-	-	19	19	-	-	-	-	-	

**TABLE 4**  
**UNITED STATES DISTRICT COURTS**  
**TYPE OF SENTENCE FOR CONVICTED CRIMINAL DEFENDANTS**  
**TWELVE MONTH PERIOD ENDED JUNE 30, 1979**

DISTRICT AND OFFENSE	TOTAL CON- VICTED	TYPE OF IMPRISONMENT						TYPE OF PROBATION						SUS- PEN- DED SEN- TENCE	FINE ONLY
		TOTAL SEN- TENCED	ADULT			YOUTH CORREC- TIONS ACT	F.J. D.A.	TOTAL	ADULT			F.J. D.A.	NO SUPER- VISION		
			REGULAR	INDETER- MINATE	MIXED				IMME- DIATE	DELAYED	SPLIT				
MONTANA															
TOTAL	97	33	28	1	2	2	-	60	53	-	-	4	3	-	4
AV. SENT.		63	67	60	24	48	-	30	30	-	-	41	12	-	
HOMICIDE	9	4	4	-	-	-	-	5	5	-	-	-	-	-	-
AV. SENT.		315	315	-	-	-	-	28	28	-	-	-	-	-	-
ROBBERY	1	1	1	-	-	-	-	-	-	-	-	-	-	-	-
AV. SENT.		34	34	-	-	-	-	-	-	-	-	-	-	-	-
ASSAULT	8	2	2	-	-	-	-	6	6	-	-	-	-	-	-
AV. SENT.		31	31	-	-	-	-	24	24	-	-	-	-	-	-
BURGLARY	12	2	1	1	-	-	-	10	7	-	-	3	-	-	-
AV. SENT.		42	24	60	-	-	-	43	42	-	-	44	-	-	-
LARCENY AND THEFT	19	6	5	-	-	1	-	13	12	-	-	1	-	-	-
AV. SENT.		32	28	-	-	48	-	29	29	-	-	33	-	-	-
EMBEZZLEMENT	3	2	2	-	-	-	-	1	1	-	-	-	-	-	-
AV. SENT.		31	31	-	-	-	-	60	60	-	-	-	-	-	-
FRAUD	14	6	5	-	1	-	-	8	7	-	-	-	1	-	-
AV. SENT.		5	4	-	12	-	-	22	25	-	-	-	-	-	-
AUTO THEFT	-	-	-	-	-	-	-	-	-	-	-	-	-	-	-
AV. SENT.		-	-	-	-	-	-	-	-	-	-	-	-	-	-
FORGERY, COUNTERFEIT.	6	2	1	-	-	1	-	4	4	-	-	-	-	-	-
AV. SENT.		30	12	-	-	48	-	42	42	-	-	-	-	-	-
SEX OFFENSES	4	4	4	-	-	-	-	-	-	-	-	-	-	-	-
AV. SENT.		57	57	-	-	-	-	-	-	-	-	-	-	-	-
MARIJUANA	1	1	-	-	1	-	-	-	-	-	-	-	-	-	-
AV. SENT.		36	-	-	36	-	-	-	-	-	-	-	-	-	-
NARCOTICS	3	-	-	-	-	-	-	3	3	-	-	-	-	-	-
AV. SENT.		-	-	-	-	-	-	20	20	-	-	-	-	-	-
WEAPONS AND FIREARMS	2	1	1	-	-	-	-	1	1	-	-	-	-	-	-
AV. SENT.		12	12	-	-	-	-	36	36	-	-	-	-	-	-
ESCAPE	1	1	1	-	-	-	-	-	-	-	-	-	-	-	-
AV. SENT.		12	12	-	-	-	-	-	-	-	-	-	-	-	-
OTHER GENERAL OFFENSES	3	-	-	-	-	-	-	-	-	-	-	-	-	-	3
AV. SENT.		-	-	-	-	-	-	-	-	-	-	-	-	-	
IMMIGRATION LAWS	1	-	-	-	-	-	-	1	-	-	-	-	1	-	-
AV. SENT.		-	-	-	-	-	-	24	-	-	-	-	24	-	-
LIQUOR, INTERNAL REV.	-	-	-	-	-	-	-	-	-	-	-	-	-	-	-
AV. SENT.		-	-	-	-	-	-	-	-	-	-	-	-	-	-
SELECTIVE SERVICE ACT	-	-	-	-	-	-	-	-	-	-	-	-	-	-	-
AV. SENT.		-	-	-	-	-	-	-	-	-	-	-	-	-	-
OTHER SPECIAL OFFENSES	10	1	1	-	-	-	-	8	7	-	-	-	1	-	1
AV. SENT.		1	1	-	-	-	-	24	25	-	-	-	12	-	

**TABLE 4**  
**UNITED STATES DISTRICT COURTS**  
**TYPE OF SENTENCE FOR CONVICTED CRIMINAL DEFENDANTS**  
**TWELVE MONTH PERIOD ENDED JUNE 30, 1979**

DISTRICT AND OFFENSE	TOTAL CON- VICTED	TYPE OF IMPRISONMENT					TYPE OF PROBATION					SUS- PENDE D SEN- TENCE	FINE ONLY		
		TOTAL SEN- TENCED	ADULT			YOUTH CORREC- TIONS ACT	F.J. D.A.	TOTAL	ADULT					F.J. D.A.	NO SUPER- VISION
			REGULAR	INDETER- MINATE	MIXED				IMME- DIATE	DELAYED	SPLIT				
NEVADA															
TOTAL	116	58	56	-	1	1	-	54	54	-	-	-	-	4	
AV. SENT.		61	62	-	12	48	-	37	37	-	-	-	-		
HOMICIDE	-	-	-	-	-	-	-	-	-	-	-	-	-	-	
AV. SENT.		-	-	-	-	-	-	-	-	-	-	-	-	-	
ROBBERY	17	14	14	-	-	-	-	3	3	-	-	-	-	-	
AV. SENT.		97	97	-	-	-	-	60	60	-	-	-	-	-	
ASSAULT	2	2	1	-	-	1	-	-	-	-	-	-	-	-	
AV. SENT.		27	6	-	-	48	-	-	-	-	-	-	-	-	
BURGLARY	-	-	-	-	-	-	-	-	-	-	-	-	-	-	
AV. SENT.		-	-	-	-	-	-	-	-	-	-	-	-	-	
LARCENY AND THEFT	9	5	5	-	-	-	-	4	4	-	-	-	-	-	
AV. SENT.		61	61	-	-	-	-	18	18	-	-	-	-	-	
EMBEZZLEMENT	3	1	1	-	-	-	-	1	1	-	-	-	-	1	
AV. SENT.		6	6	-	-	-	-	36	36	-	-	-	-		
FRAUD	26	6	5	-	1	-	-	17	17	-	-	-	-	3	
AV. SENT.		15	16	-	12	-	-	31	31	-	-	-	-		
AUTO THEFT	-	-	-	-	-	-	-	-	-	-	-	-	-	-	
AV. SENT.		-	-	-	-	-	-	-	-	-	-	-	-	-	
FORGERY, COUNTERFEIT.	17	7	7	-	-	-	-	10	10	-	-	-	-	-	
AV. SENT.		30	30	-	-	-	-	45	45	-	-	-	-	-	
SEX OFFENSES	-	-	-	-	-	-	-	-	-	-	-	-	-	-	
AV. SENT.		-	-	-	-	-	-	-	-	-	-	-	-	-	
MARIHUANA	2	1	1	-	-	-	-	1	1	-	-	-	-	-	
AV. SENT.		30	30	-	-	-	-	36	36	-	-	-	-	-	
NARCOTICS	22	13	13	-	-	-	-	9	9	-	-	-	-	-	
AV. SENT.		43	43	-	-	-	-	36	36	-	-	-	-	-	
WEAPONS AND FIREARMS	2	-	-	-	-	-	-	2	2	-	-	-	-	-	
AV. SENT.		-	-	-	-	-	-	48	48	-	-	-	-	-	
ESCAPE	3	1	1	-	-	-	-	2	2	-	-	-	-	-	
AV. SENT.		60	60	-	-	-	-	24	24	-	-	-	-	-	
OTHER GENERAL OFFENSES	6	6	6	-	-	-	-	-	-	-	-	-	-	-	
AV. SENT.		136	136	-	-	-	-	-	-	-	-	-	-	-	
IMMIGRATION LAWS	4	1	1	-	-	-	-	3	3	-	-	-	-	-	
AV. SENT.		24	24	-	-	-	-	44	44	-	-	-	-	-	
LIQUOR, INTERNAL REV.	-	-	-	-	-	-	-	-	-	-	-	-	-	-	
AV. SENT.		-	-	-	-	-	-	-	-	-	-	-	-	-	
SELECTIVE SERVICE ACT	-	-	-	-	-	-	-	-	-	-	-	-	-	-	
AV. SENT.		-	-	-	-	-	-	-	-	-	-	-	-	-	
OTHER SPECIAL OFFENSES	3	1	1	-	-	-	-	2	2	-	-	-	-	-	
AV. SENT.		6	6	-	-	-	-	36	36	-	-	-	-	-	

**TABLE 4**  
**UNITED STATES DISTRICT COURTS**  
**TYPE OF SENTENCE FOR CONVICTED CRIMINAL DEFENDANTS**  
**TWELVE MONTH PERIOD ENDED JUNE 30, 1979**

DISTRICT AND OFFENSE	TOTAL CON- VICTED	TYPE OF IMPRISONMENT						TYPE OF PROBATION						SUS- PENDE D SEN- TENCE	FINE ONLY
		TOTAL SEN- TENCED	ADULT			YOUTH CORREC- TIONS ACT	F.J. D.A.	TOTAL	ADULT			F.J. D.A.	NO SUPER- VISION		
			REGULAR	INDETER- MINATE	MIXED				IMME- DIATE	DELAYED	SPLIT				
OREGON															
TOTAL	209	136	99	15	18	4	-	67	67	-	-	-	-	1	5
AV. SENT.		52	44	123	33	72	-	36	36	-	-	-	-		
HOMICIDE	1	1	-	-	-	1	-	-	-	-	-	-	-	-	-
AV. SENT.		48	-	-	-	48	-	-	-	-	-	-	-	-	-
ROBBERY	24	23	15	6	-	2	-	1	1	-	-	-	-	-	-
AV. SENT.		174	78	190	-	96	-	60	60	-	-	-	-	-	-
ASSAULT	4	4	4	-	-	-	-	-	-	-	-	-	-	-	-
AV. SENT.		15	15	-	-	-	-	-	-	-	-	-	-	-	-
BURGLARY	2	1	1	-	-	-	-	1	1	-	-	-	-	-	-
AV. SENT.		6	6	-	-	-	-	60	60	-	-	-	-	-	-
LARCENY AND THEFT	21	15	11	1	3	-	-	18	18	-	-	-	-	-	1
AV. SENT.		16	13	48	18	-	-	26	26	-	-	-	-	-	-
EMBEZZLEMENT	21	2	1	-	1	-	-	19	19	-	-	-	-	-	-
AV. SENT.		16	2	-	30	-	-	37	37	-	-	-	-	-	-
FRAUD	49	37	26	1	10	-	-	11	11	-	-	-	-	-	1
AV. SENT.		25	12	300	32	-	-	50	50	-	-	-	-	-	-
AUTO THEFT	2	1	1	-	-	-	-	1	1	-	-	-	-	-	-
AV. SENT.		36	36	-	-	-	-	60	60	-	-	-	-	-	-
FORGERY, COUNTERFEIT.	8	5	3	1	-	1	-	3	3	-	-	-	-	-	-
AV. SENT.		26	11	48	-	48	-	52	52	-	-	-	-	-	-
SEX OFFENSES	-	-	-	-	-	-	-	-	-	-	-	-	-	-	-
AV. SENT.		-	-	-	-	-	-	-	-	-	-	-	-	-	-
MARIHUANA	7	7	7	-	-	-	-	-	-	-	-	-	-	-	-
AV. SENT.		21	21	-	-	-	-	-	-	-	-	-	-	-	-
NARCOTICS	18	17	14	2	1	-	-	1	1	-	-	-	-	-	-
AV. SENT.		47	48	36	60	-	-	-	-	-	-	-	-	-	-
WEAPONS AND FIREARMS	9	7	4	1	2	-	-	1	1	-	-	-	-	-	1
AV. SENT.		39	35	60	36	-	-	60	60	-	-	-	-	-	-
ESCAPE	1	1	-	1	-	-	-	-	-	-	-	-	-	-	-
AV. SENT.		12	-	12	-	-	-	-	-	-	-	-	-	-	-
OTHER GENERAL OFFENSES	3	2	1	1	-	-	-	1	1	-	-	-	-	-	-
AV. SENT.		72	-	144	-	-	-	24	24	-	-	-	-	-	-
IMMIGRATION LAWS	13	9	7	1	1	-	-	3	3	-	-	-	-	1	-
AV. SENT.		22	18	24	54	-	-	28	28	-	-	-	-	-	-
LIQUOR, INTERNAL REV.	-	-	-	-	-	-	-	-	-	-	-	-	-	-	-
AV. SENT.		-	-	-	-	-	-	-	-	-	-	-	-	-	-
SELECTIVE SERVICE ACT	-	-	-	-	-	-	-	-	-	-	-	-	-	-	-
AV. SENT.		-	-	-	-	-	-	-	-	-	-	-	-	-	-
OTHER SPECIAL OFFENSES	13	4	4	-	-	-	-	7	7	-	-	-	-	-	2
AV. SENT.		3	3	-	-	-	-	26	26	-	-	-	-	-	-

TABLE 4  
UNITED STATES DISTRICT COURTS  
TYPE OF SENTENCE FOR CONVICTED CRIMINAL DEFENDANTS  
TWELVE MONTH PERIOD ENDED JUNE 30, 1979

DISTRICT AND OFFENSE	TOTAL CON- VICTED	TYPE OF IMPRISONMENT						TYPE OF PROBATION						SUS- PEN- DED SEN- TENCE	FINE ONLY
		TOTAL SEN- TENCED	ADULT			YOUTH CORREC- TIONS ACT	F.J. D.A.	TOTAL	ADULT			F.J. D.A.	NO SUPER- VISION		
			REGULAR	INDETER- MINATE	MIXED				IMME- DIATE	DELAYED	SPLIT				
WASHINGTON EASTERN TOTAL	83	53	40	4	4	5	-	30	28	-	-	-	2	-	-
AV. SENT.		25	21	30	33	48	-	32	33	-	-	-	30	-	-
HOMICIDE	1	1	1	-	-	-	-	-	-	-	-	-	-	-	-
AV. SENT.		300	300	-	-	-	-	-	-	-	-	-	-	-	-
ROBBERY	-	-	-	-	-	-	-	-	-	-	-	-	-	-	-
AV. SENT.		-	-	-	-	-	-	-	-	-	-	-	-	-	-
ASSAULT	3	3	2	-	-	1	-	-	-	-	-	-	-	-	-
AV. SENT.		18	3	-	-	48	-	-	-	-	-	-	-	-	-
BURGLARY	1	1	1	-	-	-	-	-	-	-	-	-	-	-	-
AV. SENT.		24	24	-	-	-	-	-	-	-	-	-	-	-	-
LARCENY AND THEFT	9	3	-	1	-	2	-	6	5	-	-	-	1	-	-
AV. SENT.		36	-	12	-	48	-	44	45	-	-	-	36	-	-
EMBEZZLEMENT	2	-	-	-	-	-	-	2	2	-	-	-	-	-	-
AV. SENT.		-	-	-	-	-	-	18	18	-	-	-	-	-	-
FRAUD	14	6	6	-	-	-	-	8	8	-	-	-	-	-	-
AV. SENT.		12	12	-	-	-	-	27	27	-	-	-	-	-	-
AUTO THEFT	4	4	3	1	-	-	-	-	-	-	-	-	-	-	-
AV. SENT.		37	29	60	-	-	-	-	-	-	-	-	-	-	-
FORGERY, COUNTERFEIT,	7	2	1	-	1	-	-	5	5	-	-	-	-	-	-
AV. SENT.		33	6	-	60	-	-	36	36	-	-	-	-	-	-
SEX OFFENSES	1	-	-	-	-	-	-	1	1	-	-	-	-	-	-
AV. SENT.		-	-	-	-	-	-	-	-	-	-	-	-	-	-
MARIHUANA	1	1	1	-	-	-	-	-	-	-	-	-	-	-	-
AV. SENT.		24	24	-	-	-	-	-	-	-	-	-	-	-	-
NARCOTICS	16	13	9	-	3	1	-	3	3	-	-	-	-	-	-
AV. SENT.		25	23	-	24	48	-	36	36	-	-	-	-	-	-
WEAPONS AND FIREARMS	4	3	1	1	-	1	-	1	1	-	-	-	-	-	-
AV. SENT.		25	3	24	-	48	-	60	60	-	-	-	-	-	-
ESCAPE	6	6	5	1	-	-	-	-	-	-	-	-	-	-	-
AV. SENT.		21	21	24	-	-	-	-	-	-	-	-	-	-	-
OTHER GENERAL OFFENSES	1	-	-	-	-	-	-	1	1	-	-	-	-	-	-
AV. SENT.		-	-	-	-	-	-	36	36	-	-	-	-	-	-
IMMIGRATION LAWS	11	10	10	-	-	-	-	1	-	-	-	-	1	-	-
AV. SENT.		3	3	-	-	-	-	24	-	-	-	-	24	-	-
LIQUOR, INTERNAL REV.	-	-	-	-	-	-	-	-	-	-	-	-	-	-	-
AV. SENT.		-	-	-	-	-	-	-	-	-	-	-	-	-	-
SELECTIVE SERVICE ACT	-	-	-	-	-	-	-	-	-	-	-	-	-	-	-
AV. SENT.		-	-	-	-	-	-	-	-	-	-	-	-	-	-
OTHER SPECIAL OFFENSES	2	-	-	-	-	-	-	2	2	-	-	-	-	-	-
AV. SENT.		-	-	-	-	-	-	30	30	-	-	-	-	-	-

TABLE 4  
UNITED STATES DISTRICT COURTS  
TYPE OF SENTENCE FOR CONVICTED CRIMINAL DEFENDANTS  
TWELVE MONTH PERIOD ENDED JUNE 30, 1979

DISTRICT AND OFFENSE	TOTAL CON- VICTED	TYPE OF IMPRISONMENT						TYPE OF PROBATION						SUS- PEN- DENT SEN- TENCE	FINE ONLY
		TOTAL SEN- TENCED	ADULT			YOUTH CORREC- TIONS ACT	F.J. D.A.	TOTAL	ADULT			F.J. D.A.	NO SUPER- VISION		
			REGULAR	INDETER- MINATE	MIXED				IMME- DIATE	DELAYED	SPLIT				
WASHINGTON WESTERN TOTAL AV. SENT.	978	234 36	203 32	12 89	9 41	10 48	-	404 29	226 25	-	1 24	-	177 34	9	331
HOMICIDE AV. SENT.	2	2 271	2 271	-	-	-	-	-	-	-	-	-	-	-	-
ROBBERY AV. SENT.	21	19 123	8 150	6 150	-	5 48	-	2 60	2 60	-	-	-	-	-	-
ASSAULT AV. SENT.	14	11 18	11 18	-	-	-	-	1 36	1 36	-	-	-	-	-	2
BURGLARY AV. SENT.	-	-	-	-	-	-	-	-	-	-	-	-	-	-	-
LARCENY AND THEFT AV. SENT.	59	15 18	15 18	-	-	-	-	18 34	18 34	-	-	-	-	3	23
EMBEZZLEMENT AV. SENT.	87	7 20	7 20	-	-	-	-	72 12	72 12	-	-	-	-	1	7
FRAUD AV. SENT.	84	40 15	35 12	-	5 38	-	-	34 30	33 30	-	-	-	1 12	-	10
AUTO THEFT AV. SENT.	-	-	-	-	-	-	-	-	-	-	-	-	-	-	-
FORGERY, COUNTERFEIT, AV. SENT.	20	9 29	6 29	3 30	-	-	-	11 31	10 31	-	-	-	1 24	-	-
SEX OFFENSES AV. SENT.	3	2 294	2 294	-	-	-	-	1 21	1 21	-	-	-	-	-	-
MARIHUANA AV. SENT.	17	14 29	13 30	1 18	-	-	-	2 24	2 24	-	-	-	-	-	1
NARCOTICS AV. SENT.	103	64 37	54 35	1 36	4 45	5 48	-	39 37	37 38	-	1 24	-	1 12	-	-
WEAPONS AND FIREARMS AV. SENT.	17	7 24	7 24	-	-	-	-	9 41	9 41	-	-	-	-	-	1
ESCAPE AV. SENT.	11	11 17	10 16	1 24	-	-	-	-	-	-	-	-	-	-	-
OTHER GENERAL OFFENSES AV. SENT.	290	13 20	13 20	-	-	-	-	14 15	13 16	-	-	-	1 12	4	259
IMMIGRATION LAWS AV. SENT.	7	2 9	2 9	-	-	-	-	4 42	4 42	-	-	-	-	1	-
LIQUOR, INTERNAL REV. AV. SENT.	-	-	-	-	-	-	-	-	-	-	-	-	-	-	-
SELECTIVE SERVICE ACT AV. SENT.	-	-	-	-	-	-	-	-	-	-	-	-	-	-	-
OTHER SPECIAL OFFENSES AV. SENT.	243	18 6	18 4	-	-	-	-	197 34	24 25	-	-	-	173 35	-	28

**TABLE 4**  
**UNITED STATES DISTRICT COURTS**  
**TYPE OF SENTENCE FOR CONVICTED CRIMINAL DEFENDANTS**  
**TWELVE MONTH PERIOD ENDED JUNE 30, 1979**

DISTRICT AND OFFENSE	TOTAL CON- VICTED	TYPE OF IMPRISONMENT						TYPE OF PROBATION						SUS- PENDE D SEN- TENCE	FINE ONLY
		TOTAL SEN- TENCED	ADULT			YOUTH CORREC- TIONS ACT	F.J. D.A.	TOTAL	ADULT			F.J. D.A.	NO SUPER- VISION		
			REGULAR	INDETER- MINATE	MIXED				IMME- DIATE	DELAYED	SPLIT				
GUAM															
TOTAL	45	21	17	3	1	-	-	24	24	-	-	-	-	-	-
AV. SENT.		60	42	168	36	-	-	31	31	-	-	-	-	-	-
HOMICIDE	3	3	-	3	-	-	-	-	-	-	-	-	-	-	-
AV. SENT.		168	-	168	-	-	-	-	-	-	-	-	-	-	-
ROBBERY	1	1	1	-	-	-	-	-	-	-	-	-	-	-	-
AV. SENT.		36	36	-	-	-	-	-	-	-	-	-	-	-	-
ASSAULT	1	-	-	-	-	-	-	1	1	-	-	-	-	-	-
AV. SENT.		-	-	-	-	-	-	36	36	-	-	-	-	-	-
BURGLARY	-	-	-	-	-	-	-	-	-	-	-	-	-	-	-
AV. SENT.		-	-	-	-	-	-	-	-	-	-	-	-	-	-
LARCENY AND THEFT	1	-	-	-	-	-	-	1	1	-	-	-	-	-	-
AV. SENT.		-	-	-	-	-	-	24	24	-	-	-	-	-	-
EMBEZZLEMENT	9	-	-	-	-	-	-	9	9	-	-	-	-	-	-
AV. SENT.		-	-	-	-	-	-	33	33	-	-	-	-	-	-
FRAUD	1	1	1	-	-	-	-	-	-	-	-	-	-	-	-
AV. SENT.		36	36	-	-	-	-	-	-	-	-	-	-	-	-
AUTO THEFT	-	-	-	-	-	-	-	-	-	-	-	-	-	-	-
AV. SENT.		-	-	-	-	-	-	-	-	-	-	-	-	-	-
FORGERY, COUNTERFEIT.	5	1	1	-	-	-	-	4	4	-	-	-	-	-	-
AV. SENT.		60	60	-	-	-	-	39	39	-	-	-	-	-	-
SEX OFFENSES	-	-	-	-	-	-	-	-	-	-	-	-	-	-	-
AV. SENT.		-	-	-	-	-	-	-	-	-	-	-	-	-	-
MARIHUANA	3	3	3	-	-	-	-	-	-	-	-	-	-	-	-
AV. SENT.		20	20	-	-	-	-	-	-	-	-	-	-	-	-
NARCOTICS	12	10	9	-	1	-	-	2	2	-	-	-	-	-	-
AV. SENT.		49	51	-	36	-	-	12	12	-	-	-	-	-	-
WEAPONS AND FIREARMS	2	-	-	-	-	-	-	2	2	-	-	-	-	-	-
AV. SENT.		-	-	-	-	-	-	36	36	-	-	-	-	-	-
ESCAPE	1	-	-	-	-	-	-	1	1	-	-	-	-	-	-
AV. SENT.		-	-	-	-	-	-	60	60	-	-	-	-	-	-
OTHER GENERAL OFFENSES	-	-	-	-	-	-	-	-	-	-	-	-	-	-	-
AV. SENT.		-	-	-	-	-	-	-	-	-	-	-	-	-	-
IMMIGRATION LAWS	1	-	-	-	-	-	-	1	1	-	-	-	-	-	-
AV. SENT.		-	-	-	-	-	-	36	36	-	-	-	-	-	-
LIQUOR, INTERNAL REV.	-	-	-	-	-	-	-	-	-	-	-	-	-	-	-
AV. SENT.		-	-	-	-	-	-	-	-	-	-	-	-	-	-
SELECTIVE SERVICE ACT	-	-	-	-	-	-	-	-	-	-	-	-	-	-	-
AV. SENT.		-	-	-	-	-	-	-	-	-	-	-	-	-	-
OTHER SPECIAL OFFENSES	5	2	2	-	-	-	-	3	3	-	-	-	-	-	-
AV. SENT.		36	36	-	-	-	-	12	12	-	-	-	-	-	-

**TABLE 4**  
**UNITED STATES DISTRICT COURTS**  
**TYPE OF SENTENCE FOR CONVICTED CRIMINAL DEFENDANTS**  
**TWELVE MONTH PERIOD ENDED JUNE 30, 1979**

TWELVE MONTH PERIOD ENDED JUNE 30, 1954															
DISTRICT AND OFFENSE	TOTAL CON- VICTED	TYPE OF IMPRISONMENT						TYPE OF PROBATION						SUS- PENDE D SEN- TENCE	FINE ONLY
		TOTAL SEN- TENCED	ADULT			YOUTH CORREC- TIONS ACT	F.J. D.A.	TOTAL	ADULT			F.J. D.A.	NO SUPER- VISION		
			REGULAR	INDETER- MINATE	MIXED				IMME- DIATE	DELAYED	SPLIT				
NORTHERN MARIANAS TOTAL AV. SENT.	9	5 20	2 30	-	3 14	-	-	4 31	4 31	-	-	-	-	-	-
HOMICIDE AV. SENT.	-	-	-	-	-	-	-	-	-	-	-	-	-	-	-
ROBBERY AV. SENT.	3	2 15	-	-	2 15	-	-	1 6	1 6	-	-	-	-	-	-
ASSAULT AV. SENT.	1	1 12	-	-	1 12	-	-	-	-	-	-	-	-	-	-
BURGLARY AV. SENT.	4	1 24	1 24	-	-	-	-	3 40	3 40	-	-	-	-	-	-
LARCENY AND THEFT AV. SENT.	-	-	-	-	-	-	-	-	-	-	-	-	-	-	-
EMBEZZLEMENT AV. SENT.	-	-	-	-	-	-	-	-	-	-	-	-	-	-	-
FRAUD AV. SENT.	-	-	-	-	-	-	-	-	-	-	-	-	-	-	-
AUTO THEFT AV. SENT.	-	-	-	-	-	-	-	-	-	-	-	-	-	-	-
FORGERY, COUNTERFEIT. AV. SENT.	-	-	-	-	-	-	-	-	-	-	-	-	-	-	-
SEX OFFENSES AV. SENT.	-	-	-	-	-	-	-	-	-	-	-	-	-	-	-
MARIHUANA AV. SENT.	-	-	-	-	-	-	-	-	-	-	-	-	-	-	-
NARCOTICS AV. SENT.	-	-	-	-	-	-	-	-	-	-	-	-	-	-	-
WEAPONS AND FIREARMS AV. SENT.	-	-	-	-	-	-	-	-	-	-	-	-	-	-	-
ESCAPE AV. SENT.	-	-	-	-	-	-	-	-	-	-	-	-	-	-	-
OTHER GENERAL OFFENSES AV. SENT.	1	1 36	1 36	-	-	-	-	-	-	-	-	-	-	-	-
IMMIGRATION LAWS AV. SENT.	-	-	-	-	-	-	-	-	-	-	-	-	-	-	-
LIQUOR, INTERNAL REV. AV. SENT.	-	-	-	-	-	-	-	-	-	-	-	-	-	-	-
SELECTIVE SERVICE ACT AV. SENT.	-	-	-	-	-	-	-	-	-	-	-	-	-	-	-
OTHER SPECIAL OFFENSES AV. SENT.	-	-	-	-	-	-	-	-	-	-	-	-	-	-	-

**TABLE 4**  
**UNITED STATES DISTRICT COURTS**  
**TYPE OF SENTENCE FOR CONVICTED CRIMINAL DEFENDANTS**  
**TWELVE MONTH PERIOD ENDED JUNE 30, 1979**

DISTRICT AND OFFENSE	TOTAL CON- VICTED	TYPE OF IMPRISONMENT						TYPE OF PROBATION						SUS- PENDED SEN- TENCE	FINE ONLY
		TOTAL SEN- TENCED	ADULT			YOUTH CORREC- TIONS ACT	F.J. D.A.	TOTAL	ADULT			F.J. D.A.	NO SUPER- VISION		
			REGULAR	INDETER- MINATE	MIXED				IMME- DIATE	DELAYED	SPLIT				
COLORADO															
TOTAL	387	151	136	4	4	7	-	151	150	-	-	-	1	-	85
AV. SENT.		40	38	60	31	68	-	34	34	-	-	-	6	-	
HOMICIDE	-	-	-	-	-	-	-	-	-	-	-	-	-	-	-
AV. SENT.															
ROBBERY	13	12	8	1	-	3	-	1	1	-	-	-	-	-	-
AV. SENT.		156	183	120	-	96	-	60	60	-	-	-	-	-	
ASSAULT	7	2	2	-	-	-	-	3	3	-	-	-	-	-	2
AV. SENT.		36	36	-	-	-	-	20	20	-	-	-	-	-	
BURGLARY	1	1	1	-	-	-	-	-	-	-	-	-	-	-	-
AV. SENT.		144	144	-	-	-	-	-	-	-	-	-	-	-	
LARCENY AND THEFT	32	7	7	-	-	-	-	24	24	-	-	-	-	-	1
AV. SENT.		26	26	-	-	-	-	42	42	-	-	-	-	-	
EMBEZZLEMENT	23	7	6	-	-	1	-	16	16	-	-	-	-	-	-
AV. SENT.		23	19	-	-	48	-	34	34	-	-	-	-	-	
FRAUD	63	27	23	-	4	-	-	33	33	-	-	-	-	-	3
AV. SENT.		22	21	-	31	-	-	34	34	-	-	-	-	-	
AUTO THEFT	31	25	25	-	-	-	-	5	5	-	-	-	-	-	1
AV. SENT.		35	35	-	-	-	-	40	40	-	-	-	-	-	
FORGERY, COUNTERFEIT.	27	18	16	2	-	-	-	9	9	-	-	-	-	-	-
AV. SENT.		33	33	30	-	-	-	33	33	-	-	-	-	-	
SEX OFFENSES	-	-	-	-	-	-	-	-	-	-	-	-	-	-	-
AV. SENT.															
MARIHUANA	1	1	1	-	-	-	-	-	-	-	-	-	-	-	-
AV. SENT.		12	12	-	-	-	-	-	-	-	-	-	-	-	
NARCOTICS	38	17	13	1	-	3	-	19	19	-	-	-	-	-	2
AV. SENT.		32	26	60	-	48	-	36	36	-	-	-	-	-	
WEAPONS AND FIREARMS	13	4	4	-	-	-	-	8	8	-	-	-	-	-	1
AV. SENT.		10	10	-	-	-	-	42	42	-	-	-	-	-	
ESCAPE	7	6	6	-	-	-	-	1	1	-	-	-	-	-	-
AV. SENT.		20	20	-	-	-	-	60	60	-	-	-	-	-	
OTHER GENERAL OFFENSES	66	8	8	-	-	-	-	3	2	-	-	-	1	-	55
AV. SENT.		82	82	-	-	-	-	28	39	-	-	-	6	-	
IMMIGRATION LAWS	14	10	10	-	-	-	-	4	4	-	-	-	-	-	-
AV. SENT.		11	11	-	-	-	-	30	30	-	-	-	-	-	
LIQUOR, INTERNAL REV.	-	-	-	-	-	-	-	-	-	-	-	-	-	-	-
AV. SENT.															
SELECTIVE SERVICE ACT	-	-	-	-	-	-	-	-	-	-	-	-	-	-	-
AV. SENT.															
OTHER SPECIAL OFFENSES	51	6	6	-	-	-	-	26	26	-	-	-	-	-	20
AV. SENT.		8	8	-	-	-	-	24	24	-	-	-	-	-	

**TABLE 4**  
**UNITED STATES DISTRICT COURTS**  
**TYPE OF SENTENCE FOR CONVICTED CRIMINAL DEFENDANTS**  
**TWELVE MONTH PERIOD ENDED JUNE 30, 1979**

DISTRICT AND OFFENSE	TOTAL CON- VICTED	TYPE OF IMPRISONMENT						TYPE OF PROBATION						SUS- PENDE SEN- TENCE	FINE ONLY
		TOTAL SEN- TENCED	ADULT			YOUTH CORREC- TIONS ACT	F.J. D.A.	TOTAL	ADULT			F.J. D.A.	NO SUPER- VISION		
			REGULAR	INDETER- MINATE	MIXED				IMME- DIATE	DELAYED	SPLIT				
KANSAS															
TOTAL	234	130	50	73	-	7	-	83	82	-	-	-	1	1	20
AV. SENT.		50	21	70	-	48	-	30	30	-	-	-	48		
HOMICIDE	2	1	-	1	-	-	-	1	1	-	-	-	-	-	-
AV. SENT.		540	-	540	-	-	-	36	36	-	-	-	-	-	-
ROBBERY	2	2	-	2	-	-	-	-	-	-	-	-	-	-	-
AV. SENT.		132	-	132	-	-	-	-	-	-	-	-	-	-	-
ASSAULT	4	4	1	3	-	-	-	-	-	-	-	-	-	-	-
AV. SENT.		21	1	28	-	-	-	-	-	-	-	-	-	-	-
BURGLARY	1	1	-	1	-	-	-	-	-	-	-	-	-	-	-
AV. SENT.		60	-	60	-	-	-	-	-	-	-	-	-	-	-
LARCENY AND THEFT	25	14	3	10	-	1	-	10	10	-	-	-	-	1	-
AV. SENT.		35	5	43	-	48	-	33	33	-	-	-	-	-	-
EMBEZZLEMENT	13	5	1	3	-	1	-	8	8	-	-	-	-	-	-
AV. SENT.		41	2	52	-	48	-	33	33	-	-	-	-	-	-
FRAUD	53	20	13	7	-	-	-	28	28	-	-	-	-	-	5
AV. SENT.		20	12	35	-	-	-	29	29	-	-	-	-	-	-
AUTO THEFT	11	9	1	8	-	-	-	2	2	-	-	-	-	-	-
AV. SENT.		50	6	55	-	-	-	48	48	-	-	-	-	-	-
FORGERY, COUNTERFEIT.	13	4	-	4	-	-	-	9	9	-	-	-	-	-	-
AV. SENT.		48	-	48	-	-	-	36	36	-	-	-	-	-	-
SEX OFFENSES	3	3	1	2	-	-	-	-	-	-	-	-	-	-	-
AV. SENT.		300	180	360	-	-	-	-	-	-	-	-	-	-	-
MARIHUANA	9	8	2	6	-	-	-	1	1	-	-	-	-	-	-
AV. SENT.		40	21	47	-	-	-	24	24	-	-	-	-	-	-
NARCOTICS	21	18	6	8	-	4	-	2	2	-	-	-	-	-	1
AV. SENT.		64	35	94	-	48	-	30	30	-	-	-	-	-	-
WEAPONS AND FIREARMS	13	8	1	7	-	-	-	5	5	-	-	-	-	-	-
AV. SENT.		44	6	49	-	-	-	40	40	-	-	-	-	-	-
ESCAPE	21	20	16	4	-	-	-	1	1	-	-	-	-	-	-
AV. SENT.		19	17	25	-	-	-	24	24	-	-	-	-	-	-
OTHER GENERAL OFFENSES	17	4	1	2	-	1	-	2	2	-	-	-	-	-	11
AV. SENT.		111	120	138	-	48	-	12	12	-	-	-	-	-	-
IMMIGRATION LAWS	5	2	-	2	-	-	-	3	2	-	-	-	1	-	-
AV. SENT.		78	-	78	-	-	-	32	24	-	-	-	48	-	-
LIQUOR, INTERNAL REV.	-	-	-	-	-	-	-	-	-	-	-	-	-	-	-
AV. SENT.		-	-	-	-	-	-	-	-	-	-	-	-	-	-
SELECTIVE SERVICE ACT	-	-	-	-	-	-	-	-	-	-	-	-	-	-	-
AV. SENT.		-	-	-	-	-	-	-	-	-	-	-	-	-	-
OTHER SPECIAL OFFENSES	21	7	4	3	-	-	-	11	11	-	-	-	-	-	3
AV. SENT.		14	5	26	-	-	-	18	18	-	-	-	-	-	-

**TABLE 4**  
**UNITED STATES DISTRICT COURTS**  
**TYPE OF SENTENCE FOR CONVICTED CRIMINAL DEFENDANTS**  
**TWELVE MONTH PERIOD ENDED JUNE 30, 1979**

DISTRICT AND OFFENSE	TOTAL CON- VICTED	TYPE OF IMPRISONMENT						TYPE OF PROBATION						SUS- PEN- DED SEN- TENCE	FINE ONLY
		TOTAL SEN- TENCED	ADULT			YOUTH CORREC- TIONS ACT	F.J. D.A.	TOTAL	ADULT			F.J. D.A.	NO SUPER- VISION		
			REGULAR	INDETER- MINATE	MIXED				IMME- DIATE	DELAYED	SPLIT				
NEW MEXICO TOTAL AV. SENT.	279 43	183 43	165 45	1 60	5 33	6 48	6 -	73 31	71 32	- -	- -	- -	2 6	1	22
HOMICIDE AV. SENT.	13 127	12 127	11 134	- -	- -	1 48	- -	1 36	1 36	- -	- -	- -	- -	-	-
ROBBERY AV. SENT.	5 157	5 157	5 157	- -	- -	- -	- -	- -	- -	- -	- -	- -	- -	-	-
ASSAULT AV. SENT.	22 9	13 9	12 10	- -	- -	- -	1 -	9 32	9 32	- -	- -	- -	- -	-	-
BURGLARY AV. SENT.	1 48	1 48	- -	- -	- -	1 48	- -	- -	- -	- -	- -	- -	- -	-	-
LARCENY AND THEFT AV. SENT.	19 34	10 34	8 35	1 60	- -	- -	1 -	9 24	9 24	- -	- -	- -	- -	-	-
EMBEZZLEMENT AV. SENT.	16 14	3 14	3 14	- -	- -	- -	- -	13 30	13 30	- -	- -	- -	- -	-	-
FRAUD AV. SENT.	18 15	7 15	6 16	- -	1 12	- -	- -	7 32	7 32	- -	- -	- -	- -	-	4
AUTO THEFT AV. SENT.	12 39	11 39	10 38	- -	- -	1 48	- -	1 60	1 60	- -	- -	- -	- -	-	-
FORGERY, COUNTERFEIT. AV. SENT.	13 54	7 54	6 55	- -	- -	1 48	- -	5 43	5 43	- -	- -	- -	- -	-	1
SEX OFFENSES AV. SENT.	16 31	16 31	12 42	- -	- -	- -	4 -	- -	- -	- -	- -	- -	- -	-	-
MARIHUANA AV. SENT.	19 38	19 38	19 38	- -	- -	- -	- -	- -	- -	- -	- -	- -	- -	-	-
NARCOTICS AV. SENT.	45 45	42 45	40 46	- -	1 36	1 48	- -	3 36	3 36	- -	- -	- -	- -	-	-
WEAPONS AND FIREARMS AV. SENT.	25 35	19 35	19 35	- -	- -	- -	- -	6 38	6 38	- -	- -	- -	- -	-	-
ESCAPE AV. SENT.	1 48	1 48	- -	- -	- -	1 48	- -	- -	- -	- -	- -	- -	- -	-	-
OTHER GENERAL OFFENSES AV. SENT.	13 24	1 24	1 24	- -	- -	- -	- -	4 7	2 9	- -	- -	- -	2 6	1	7
IMMIGRATION LAWS AV. SENT.	18 25	9 25	6 18	- -	3 40	- -	- -	9 36	9 36	- -	- -	- -	- -	-	-
LIQUOR, INTERNAL REV. AV. SENT.	-	-	-	-	-	-	-	-	-	-	-	-	-	-	-
SELECTIVE SERVICE ACT AV. SENT.	-	-	-	-	-	-	-	-	-	-	-	-	-	-	-
OTHER SPECIAL OFFENSES AV. SENT.	23 5	7 5	7 5	- -	- -	- -	- -	6 28	6 28	- -	- -	- -	- -	-	10

**TABLE 4**  
**UNITED STATES DISTRICT COURTS**  
**TYPE OF SENTENCE FOR CONVICTED CRIMINAL DEFENDANTS**  
**TWELVE MONTH PERIOD ENDED JUNE 30, 1979**

TWELVE MONTH PERIOD ENDED JUNE 30, 1979															
DISTRICT AND OFFENSE	TOTAL CON- VICTED	TYPE OF IMPRISONMENT						TYPE OF PROBATION						SUS- PEN- DED SEN- TENCE	FINE ONLY
		TOTAL SEN- TENCED	ADULT			YOUTH CORREC- TIONS ACT	F.J. D.A.	TOTAL	ADULT			F.J. D.A.	NO SUPER- VISION		
			REGULAR	INDETER- MINATE	MIXED				IMME- DIATE	DELAYED	SPLIT				
OKLAHOMA NORTHERN TOTAL	124	49	38	1	8	2	-	65	63	-	-	-	2	1	9
AV. SENT.		27	24	24	36	48	-	35	35	-	-	-	20		
HOMICIDE	-	-	-	-	-	-	-	-	-	-	-	-	-	-	-
AV. SENT.		-	-	-	-	-	-	-	-	-	-	-	-	-	-
ROBBERY	1	1	1	-	-	-	-	-	-	-	-	-	-	-	-
AV. SENT.		48	48	-	-	-	-	-	-	-	-	-	-	-	-
ASSAULT	3	1	1	-	-	-	-	1	1	-	-	-	-	-	1
AV. SENT.		13	13	-	-	-	-	36	36	-	-	-	-	-	
BURGLARY	-	-	-	-	-	-	-	-	-	-	-	-	-	-	-
AV. SENT.		-	-	-	-	-	-	-	-	-	-	-	-	-	-
LARCENY AND THEFT	11	2	1	-	1	-	-	9	9	-	-	-	-	-	-
AV. SENT.		11	4	-	18	-	-	36	36	-	-	-	-	-	-
EMBEZZLEMENT	8	-	-	-	-	-	-	8	8	-	-	-	-	-	-
AV. SENT.		-	-	-	-	-	-	36	36	-	-	-	-	-	-
FRAUD	23	4	1	-	3	-	-	19	19	-	-	-	-	-	-
AV. SENT.		25	6	-	32	-	-	34	34	-	-	-	-	-	-
AUTO THEFT	8	6	4	-	1	1	-	2	2	-	-	-	-	-	-
AV. SENT.		31	20	-	60	48	-	48	48	-	-	-	-	-	-
FORGERY, COUNTERFEIT.	19	13	10	1	2	-	-	6	6	-	-	-	-	-	-
AV. SENT.		27	28	24	27	-	-	39	39	-	-	-	-	-	-
SEX OFFENSES	-	-	-	-	-	-	-	-	-	-	-	-	-	-	-
AV. SENT.		-	-	-	-	-	-	-	-	-	-	-	-	-	-
MARIHUANA	-	-	-	-	-	-	-	-	-	-	-	-	-	-	-
AV. SENT.		-	-	-	-	-	-	-	-	-	-	-	-	-	-
NARCOTICS	19	15	14	-	-	1	-	4	4	-	-	-	-	-	-
AV. SENT.		30	29	-	-	48	-	36	36	-	-	-	-	-	-
WEAPONS AND FIREARMS	13	4	3	-	1	-	-	8	8	-	-	-	-	-	1
AV. SENT.		37	30	-	60	-	-	33	33	-	-	-	-	-	
ESCAPE	1	-	-	-	-	-	-	1	-	-	-	-	1	-	-
AV. SENT.		-	-	-	-	-	-	36	-	-	-	-	36	-	-
OTHER GENERAL OFFENSES	-	-	-	-	-	-	-	-	-	-	-	-	-	-	-
AV. SENT.		-	-	-	-	-	-	-	-	-	-	-	-	-	-
IMMIGRATION LAWS	7	3	3	-	-	-	-	3	3	-	-	-	-	1	-
AV. SENT.		2	2	-	-	-	-	48	48	-	-	-	-	-	-
LIQUOR, INTERNAL REV.	-	-	-	-	-	-	-	-	-	-	-	-	-	-	-
AV. SENT.		-	-	-	-	-	-	-	-	-	-	-	-	-	-
SELECTIVE SERVICE ACT	-	-	-	-	-	-	-	-	-	-	-	-	-	-	-
AV. SENT.		-	-	-	-	-	-	-	-	-	-	-	-	-	-
OTHER SPECIAL OFFENSES	11	-	-	-	-	-	-	4	3	-	-	-	1	-	7
AV. SENT.		-	-	-	-	-	-	17	22	-	-	-	5	-	

TABLE 4  
UNITED STATES DISTRICT COURTS  
TYPE OF SENTENCE FOR CONVICTED CRIMINAL DEFENDANTS  
TWELVE MONTH PERIOD ENDED JUNE 30, 1979

DISTRICT AND OFFENSE	TOTAL CON- VICTED	TYPE OF IMPRISONMENT						TYPE OF PROBATION						SUS- PENDE SEN- TENCE	FINE ONLY
		TOTAL SEN- TENCED	ADULT			YOUTH CORREC- TIONS ACT	F.J. D.A.	TOTAL	ADULT			F.J. D.A.	NO SUPER- VISION		
			REGULAR	INDETER- MINATE	MIXED				IMME- DIATE	DELAYED	SPLIT				
OKLAHOMA EASTERN TOTAL	109	42	40	-	-	2	-	61	60	-	-	-	1	-	6
AV. SENT.		70	71	-	-	48	-	30	31	-	-	-	12	-	
HOMICIDE	-	-	-	-	-	-	-	-	-	-	-	-	-	-	-
AV. SENT.		-	-	-	-	-	-	-	-	-	-	-	-	-	-
ROBBERY	3	3	3	-	-	-	-	-	-	-	-	-	-	-	-
AV. SENT.		92	92	-	-	-	-	-	-	-	-	-	-	-	-
ASSAULT	-	-	-	-	-	-	-	-	-	-	-	-	-	-	-
AV. SENT.		-	-	-	-	-	-	-	-	-	-	-	-	-	-
BURGLARY	-	-	-	-	-	-	-	-	-	-	-	-	-	-	-
AV. SENT.		-	-	-	-	-	-	-	-	-	-	-	-	-	-
LARCENY AND THEFT	10	2	2	-	-	-	-	8	8	-	-	-	-	-	-
AV. SENT.		42	42	-	-	-	-	20	20	-	-	-	-	-	-
EMBEZZLEMENT	9	1	1	-	-	-	-	8	8	-	-	-	-	-	-
AV. SENT.		60	60	-	-	-	-	36	36	-	-	-	-	-	-
FRAUD	12	-	-	-	-	-	-	10	10	-	-	-	-	-	2
AV. SENT.		-	-	-	-	-	-	34	34	-	-	-	-	-	-
AUTO THEFT	9	7	7	-	-	-	-	2	2	-	-	-	-	-	-
AV. SENT.		60	60	-	-	-	-	54	54	-	-	-	-	-	-
FORGERY, COUNTERFEIT.	10	3	3	-	-	-	-	7	7	-	-	-	-	-	-
AV. SENT.		36	36	-	-	-	-	36	36	-	-	-	-	-	-
SEX OFFENSES	-	-	-	-	-	-	-	-	-	-	-	-	-	-	-
AV. SENT.		-	-	-	-	-	-	-	-	-	-	-	-	-	-
MARIHUANA	23	7	7	-	-	-	-	16	16	-	-	-	-	-	-
AV. SENT.		19	19	-	-	-	-	29	29	-	-	-	-	-	-
NARCOTICS	9	8	8	-	-	-	-	1	1	-	-	-	-	-	-
AV. SENT.		40	40	-	-	-	-	36	36	-	-	-	-	-	-
WEAPONS AND FIREARMS	10	4	3	-	-	1	-	6	6	-	-	-	-	-	-
AV. SENT.		28	22	-	-	48	-	34	34	-	-	-	-	-	-
ESCAPE	-	-	-	-	-	-	-	-	-	-	-	-	-	-	-
AV. SENT.		-	-	-	-	-	-	-	-	-	-	-	-	-	-
OTHER GENERAL OFFENSES	2	2	1	-	-	1	-	-	-	-	-	-	-	-	-
AV. SENT.		66	84	-	-	48	-	-	-	-	-	-	-	-	-
IMMIGRATION LAWS	-	-	-	-	-	-	-	-	-	-	-	-	-	-	-
AV. SENT.		-	-	-	-	-	-	-	-	-	-	-	-	-	-
LIQUOR, INTERNAL REV.	-	-	-	-	-	-	-	-	-	-	-	-	-	-	-
AV. SENT.		-	-	-	-	-	-	-	-	-	-	-	-	-	-
SELECTIVE SERVICE ACT	-	-	-	-	-	-	-	-	-	-	-	-	-	-	-
AV. SENT.		-	-	-	-	-	-	-	-	-	-	-	-	-	-
OTHER SPECIAL OFFENSES	12	5	5	-	-	-	-	3	2	-	-	-	1	-	4
AV. SENT.		258	258	-	-	-	-	10	9	-	-	-	12	-	

X-4-92

TABLE 4  
UNITED STATES DISTRICT COURTS  
TYPE OF SENTENCE FOR CONVICTED CRIMINAL DEFENDANTS  
TWELVE MONTH PERIOD ENDED JUNE 30, 1979

DISTRICT AND OFFENSE	TOTAL CON- VICTED	TYPE OF IMPRISONMENT						TYPE OF PROBATION						SUS- PEN- DED SEN- TENCE	FINE ONLY
		TOTAL SEN- TENCED	ADULT			YOUTH CORREC- TIONS ACT	F.J. D.A.	TOTAL	ADULT			F.J. D.A.	NO SUPER- VISION		
			REGULAR	INDETER- MINATE	MIXED				IMME- DIATE	DELAYED	SPLIT				
OKLAHOMA WESTERN TOTAL	392	127	103	11	4	9	-	100	99	-	-	-	1	-	165
AV. SENT.		43	37	79	69	48	-	25	25	-	-	-	-	-	
HOMICIDE	1	1	1	-	-	-	-	-	-	-	-	-	-	-	-
AV. SENT.		120	120	-	-	-	-	-	-	-	-	-	-	-	-
ROBBERY	8	8	7	1	-	-	-	-	-	-	-	-	-	-	-
AV. SENT.		156	156	150	-	-	-	-	-	-	-	-	-	-	-
ASSAULT	6	5	5	-	-	-	-	1	1	-	-	-	-	-	-
AV. SENT.		35	35	-	-	-	-	12	12	-	-	-	-	-	-
BURGLARY	1	1	-	1	-	-	-	-	-	-	-	-	-	-	-
AV. SENT.		60	-	60	-	-	-	-	-	-	-	-	-	-	-
LARCENY AND THEFT	55	22	16	1	1	4	-	31	31	-	-	-	-	-	2
AV. SENT.		33	27	48	48	48	-	22	22	-	-	-	-	-	
EMBEZZLEMENT	15	2	1	1	-	-	-	13	13	-	-	-	-	-	-
AV. SENT.		40	60	60	-	-	-	30	30	-	-	-	-	-	-
FRAUD	34	12	9	2	-	1	-	19	19	-	-	-	-	-	3
AV. SENT.		30	25	48	-	48	-	36	36	-	-	-	-	-	
AUTO THEFT	13	10	10	-	-	-	-	3	3	-	-	-	-	-	-
AV. SENT.		41	41	-	-	-	-	36	36	-	-	-	-	-	
FORGERY, COUNTERFEIT.	17	13	10	2	1	-	-	4	4	-	-	-	-	-	-
AV. SENT.		29	26	54	13	-	-	24	24	-	-	-	-	-	
SEX OFFENSES	-	-	-	-	-	-	-	-	-	-	-	-	-	-	-
AV. SENT.		-	-	-	-	-	-	-	-	-	-	-	-	-	-
MARIHUANA	4	4	2	-	-	2	-	-	-	-	-	-	-	-	-
AV. SENT.		37	27	-	-	48	-	-	-	-	-	-	-	-	
NARCOTICS	14	14	7	3	2	2	-	-	-	-	-	-	-	-	-
AV. SENT.		69	44	116	108	48	-	-	-	-	-	-	-	-	
WEAPONS AND FIREARMS	17	8	8	-	-	-	-	9	9	-	-	-	-	-	-
AV. SENT.		16	16	-	-	-	-	30	30	-	-	-	-	-	
ESCAPE	22	21	21	-	-	-	-	1	-	-	-	-	1	-	-
AV. SENT.		15	15	-	-	-	-	-	-	-	-	-	-	-	
OTHER GENERAL OFFENSES	176	5	5	-	-	-	-	14	14	-	-	-	-	-	157
AV. SENT.		55	55	-	-	-	-	10	10	-	-	-	-	-	
IMMIGRATION LAWS	-	-	-	-	-	-	-	-	-	-	-	-	-	-	-
AV. SENT.		-	-	-	-	-	-	-	-	-	-	-	-	-	
LIQUOR, INTERNAL REV.	1	-	-	-	-	-	-	1	1	-	-	-	-	-	-
AV. SENT.		-	-	-	-	-	-	24	24	-	-	-	-	-	
SELECTIVE SERVICE ACT	-	-	-	-	-	-	-	-	-	-	-	-	-	-	-
AV. SENT.		-	-	-	-	-	-	-	-	-	-	-	-	-	
OTHER SPECIAL OFFENSES	8	1	1	-	-	-	-	4	4	-	-	-	-	-	3
AV. SENT.		12	12	-	-	-	-	27	27	-	-	-	-	-	

X-4-93



TABLE 4  
UNITED STATES DISTRICT COURTS  
TYPE OF SENTENCE FOR CONVICTED CRIMINAL DEFENDANTS  
TWELVE MONTH PERIOD ENDED JUNE 30, 1979

TWELVE MONTH PERIOD ENDED JUNE 30, 1979															
DISTRICT AND OFFENSE	TOTAL CON- VICTED	TYPE OF IMPRISONMENT						TYPE OF PROBATION					SUS- PEN- DED SEN- TENCE	FINE ONLY	
		TOTAL SEN- TENCED	ADULT			YOUTH CORREC- TIONS ACT	F.J. D.A.	TOTAL	ADULT			F.J. D.A.			NO SUPER- VISION
			REGULAR	INDETER- MINATE	MIXED				IMME- DIATE	DELAYED	SPLIT				
UTAH															
TOTAL AV. SENT.	189	45 54	43 47	12 75	5 61	5 57	- -	113 29	113 29	- -	- -	- -	- -	1	10
HOMICIDE AV. SENT.	2	2 42	2 42	- -	- -	- -	- -	- -	- -	- -	- -	- -	- -	- -	- -
ROBBERY AV. SENT.	11	8 145	3 204	2 180	- -	3 64	- -	3 52	3 52	- -	- -	- -	- -	- -	- -
ASSAULT AV. SENT.	11	2 30	2 30	- -	- -	- -	- -	9 36	9 36	- -	- -	- -	- -	- -	- -
BURGLARY AV. SENT.	1	1 72	1 72	- -	- -	- -	- -	- -	- -	- -	- -	- -	- -	- -	- -
LARCENY AND THEFT AV. SENT.	14	7 9	6 8	- -	1 18	- -	- -	7 32	7 32	- -	- -	- -	- -	- -	- -
EMBEZZLEMENT AV. SENT.	22	2 4	2 4	- -	- -	- -	- -	20 30	20 30	- -	- -	- -	- -	- -	- -
FRAUD AV. SENT.	61	16 38	13 30	- -	3 77	- -	- -	43 25	43 25	- -	- -	- -	- -	- -	2
AUTO THEFT AV. SENT.	-	-	-	-	-	-	-	-	-	-	-	-	-	-	-
FORGERY, COUNTERFEIT. AV. SENT.	13	8 38	2 16	3 38	1 60	2 48	- -	5 38	5 38	- -	- -	- -	- -	- -	- -
SEX OFFENSES AV. SENT.	2	-	-	-	-	-	-	2 48	2 48	- -	- -	- -	- -	- -	- -
MARIJUANA AV. SENT.	-	-	-	-	-	-	-	-	-	-	-	-	-	-	-
NARCOTICS AV. SENT.	11	9 74	2 120	7 61	- -	- -	- -	2 36	2 36	- -	- -	- -	- -	- -	- -
WEAPONS AND FIREARMS AV. SENT.	4	2 78	2 78	- -	- -	- -	- -	2 24	2 24	- -	- -	- -	- -	- -	- -
ESCAPE AV. SENT.	-	-	-	-	-	-	-	-	-	-	-	-	-	-	-
OTHER GENERAL OFFENSES AV. SENT.	8	5 64	5 64	- -	- -	- -	- -	3 50	3 50	- -	- -	- -	- -	- -	- -
IMMIGRATION LAWS AV. SENT.	5	2 15	2 15	- -	- -	- -	- -	3 36	3 36	- -	- -	- -	- -	- -	- -
LIQUOR, INTERNAL REV. AV. SENT.	-	-	-	-	-	-	-	-	-	-	-	-	-	-	-
SELECTIVE SERVICE ACT AV. SENT.	-	-	-	-	-	-	-	-	-	-	-	-	-	-	-
OTHER SPECIAL OFFENSES AV. SENT.	24	1 1	1 1	- -	- -	- -	- -	14 17	14 17	- -	- -	- -	- -	1	8

TABLE 4  
UNITED STATES DISTRICT COURTS  
TYPE OF SENTENCE FOR CONVICTED CRIMINAL DEFENDANTS  
TWELVE MONTH PERIOD ENDED JUNE 30, 1979

DISTRICT AND OFFENSE	TOTAL CON- VICTED	TYPE OF IMPRISONMENT						TYPE OF PROBATION						SUS- PEN- DED SEN- TENCE	FINE ONLY
		TOTAL SEN- TENCED	ADULT			YOUTH CORREC- TIONS ACT	F.J. D.A.	TOTAL	ADULT			F.J. D.A.	NO SUPER- VISION		
			REGULAR	INDETER- MINATE	MIXED				IMME- DIATE	DELAYED	SPLIT				
WYOMING															
TOTAL	58	17	13	1	-	3	-	38	35	-	-	1	2	-	3
AV. SENT.		55	59	18	-	48	-	26	27	-	-	36	1	-	
HOMICIDE	1	1	1	-	-	-	-	-	-	-	-	-	-	-	-
AV. SENT.		36	36	-	-	-	-	-	-	-	-	-	-	-	-
ROBBERY	1	1	1	-	-	-	-	-	-	-	-	-	-	-	-
AV. SENT.		108	108	-	-	-	-	-	-	-	-	-	-	-	-
ASSAULT	1	-	-	-	-	-	-	1	1	-	-	-	-	-	-
AV. SENT.		-	-	-	-	-	-	24	24	-	-	-	-	-	-
BURGLARY	1	1	-	-	-	1	-	-	-	-	-	-	-	-	-
AV. SENT.		48	-	-	-	48	-	-	-	-	-	-	-	-	-
LARCENY AND THEFT	8	2	2	-	-	-	-	6	5	-	-	1	-	-	-
AV. SENT.		30	30	-	-	-	-	36	36	-	-	36	-	-	-
EMBEZZLEMENT	1	-	-	-	-	-	-	1	1	-	-	-	-	-	-
AV. SENT.		-	-	-	-	-	-	36	36	-	-	-	-	-	-
FRAUD	13	2	2	-	-	-	-	11	11	-	-	-	-	-	-
AV. SENT.		5	5	-	-	-	-	25	25	-	-	-	-	-	-
AUTO THEFT	4	3	1	1	-	1	-	1	1	-	-	-	-	-	-
AV. SENT.		36	44	18	-	48	-	60	60	-	-	-	-	-	-
FORGERY, COUNTERFEIT.	2	-	-	-	-	-	-	2	2	-	-	-	-	-	-
AV. SENT.		-	-	-	-	-	-	30	30	-	-	-	-	-	-
SEX OFFENSES	1	1	-	-	-	1	-	-	-	-	-	-	-	-	-
AV. SENT.		48	-	-	-	48	-	-	-	-	-	-	-	-	-
MARIHUANA	4	-	-	-	-	-	-	4	4	-	-	-	-	-	-
AV. SENT.		-	-	-	-	-	-	24	24	-	-	-	-	-	-
NARCOTICS	2	-	-	-	-	-	-	2	2	-	-	-	-	-	-
AV. SENT.		-	-	-	-	-	-	30	30	-	-	-	-	-	-
WEAPONS AND FIREARMS	4	2	2	-	-	-	-	2	2	-	-	-	-	-	-
AV. SENT.		69	69	-	-	-	-	30	30	-	-	-	-	-	-
ESCAPE	4	3	3	-	-	-	-	1	1	-	-	-	-	-	-
AV. SENT.		47	47	-	-	-	-	36	36	-	-	-	-	-	-
OTHER GENERAL OFFENSES	2	-	-	-	-	-	-	1	1	-	-	-	-	-	1
AV. SENT.		-	-	-	-	-	-	24	24	-	-	-	-	-	-
IMMIGRATION LAWS	-	-	-	-	-	-	-	-	-	-	-	-	-	-	-
AV. SENT.		-	-	-	-	-	-	-	-	-	-	-	-	-	-
LIQUOR, INTERNAL REV.	-	-	-	-	-	-	-	-	-	-	-	-	-	-	-
AV. SENT.		-	-	-	-	-	-	-	-	-	-	-	-	-	-
SELECTIVE SERVICE ACT	-	-	-	-	-	-	-	-	-	-	-	-	-	-	-
AV. SENT.		-	-	-	-	-	-	-	-	-	-	-	-	-	-
OTHER SPECIAL OFFENSES	8	1	1	-	-	-	-	6	4	-	-	-	2	-	2
AV. SENT.		240	240	-	-	-	-	8	12	-	-	-	1	-	

**CONTINUED**

**4 OF 5**

**TABLE 4**  
**UNITED STATES DISTRICT COURTS**  
**TYPE OF SENTENCE FOR CONVICTED CRIMINAL DEFENDANTS**  
**TWELVE MONTH PERIOD ENDED JUNE 30, 1979**

DISTRICT AND OFFENSE	TOTAL CON- VICTED	TYPE OF IMPRISONMENT						TYPE OF PROBATION						SUS- PEN- DED SEN- TENCE	FINE ONLY
		TOTAL SEN- TENCED	ADULT			YOUTH CORREC- TIONS ACT	F.J. D.A.	TOTAL	ADULT			F.J. D.A.	NO SUPER- VISION		
			REGULAR	INDETER- MINATE	MIXED				IMME- DIATE	DELAYED	SPLIT				
DISTRICT OF COLUMBIA TOTAL	760	317	237	33	15	32	-	411	399	-	-	-	12	1	31
AV. SENT.		42	40	49	38	53	-	31	32	-	-	-	19		
HOMICIDE	1	1	1	-	-	-	-	-	-	-	-	-	-	-	-
AV. SENT.		540	540	-	-	-	-	-	-	-	-	-	-	-	-
ROBBERY	27	21	10	1	-	10	-	6	6	-	-	-	-	-	-
AV. SENT.		79	77	240	-	64	-	50	50	-	-	-	-	-	-
ASSAULT	3	1	1	-	-	-	-	2	2	-	-	-	-	-	-
AV. SENT.		48	48	-	-	-	-	27	27	-	-	-	-	-	-
BURGLARY	-	-	-	-	-	-	-	-	-	-	-	-	-	-	-
AV. SENT.		-	-	-	-	-	-	-	-	-	-	-	-	-	-
LARCENY AND THEFT	66	14	11	1	1	1	-	52	46	-	-	-	6	-	-
AV. SENT.		27	21	55	36	48	-	31	33	-	-	-	14	-	-
EMBEZZLEMENT	21	1	1	-	-	-	-	29	20	-	-	-	-	-	-
AV. SENT.		1	1	-	-	-	-	31	31	-	-	-	-	-	-
FRAUD	146	19	17	2	-	-	-	121	121	-	-	-	-	1	5
AV. SENT.		84	85	75	-	-	-	30	30	-	-	-	-	-	-
AUTO THEFT	8	4	2	-	1	1	-	4	4	-	-	-	-	-	-
AV. SENT.		28	28	-	9	48	-	36	36	-	-	-	-	-	-
FORGERY, COUNTERFEIT.	73	34	27	3	1	3	-	39	39	-	-	-	-	-	-
AV. SENT.		36	33	28	108	48	-	33	33	-	-	-	-	-	-
SEX OFFENSES	2	2	-	2	-	-	-	-	-	-	-	-	-	-	-
AV. SENT.		24	-	74	-	-	-	-	-	-	-	-	-	-	-
MARIJUANA	21	0	4	-	1	1	-	14	14	-	-	-	-	-	1
AV. SENT.		46	45	-	48	48	-	26	26	-	-	-	-	-	-
NARCOTICS	256	158	127	16	6	9	-	98	98	-	-	-	-	-	-
AV. SENT.		36	35	37	38	48	-	33	33	-	-	-	-	-	-
WEAPONS AND FIREARMS	46	24	14	5	-	5	-	22	22	-	-	-	-	-	-
AV. SENT.		35	27	48	-	48	-	29	29	-	-	-	-	-	-
ESCAPE	26	21	17	1	2	1	-	4	4	-	-	-	-	-	1
AV. SENT.		22	14	60	60	48	-	39	39	-	-	-	-	-	-
OTHER GENERAL OFFENSES	24	4	3	-	-	1	-	19	18	-	-	-	1	-	1
AV. SENT.		49	50	-	-	48	-	36	36	-	-	-	24	-	-
IMMIGRATION LAWS	5	1	1	-	-	-	-	4	1	-	-	-	3	-	-
AV. SENT.		1	1	-	-	-	-	39	60	-	-	-	32	-	-
LIQUOR, INTERNAL REV.	-	-	-	-	-	-	-	-	-	-	-	-	-	-	-
AV. SENT.		-	-	-	-	-	-	-	-	-	-	-	-	-	-
SELECTIVE SERVICE ACT	-	-	-	-	-	-	-	-	-	-	-	-	-	-	-
AV. SENT.		-	-	-	-	-	-	-	-	-	-	-	-	-	-
OTHER SPECIAL OFFENSES	35	6	1	2	3	-	-	6	4	-	-	-	2	-	23
AV. SENT.		37	36	78	10	-	-	27	34	-	-	-	12	-	-

**Appendix Detail Table X-5**  
**Age, Prior Record, and Sex of Convicted Defendants**  
**1979**

**TABLE 5**  
**UNITED STATES DISTRICT COURTS**  
**AGE, PRIOR RECORD, AND SEX OF CONVICTED DEFENDANTS**  
**TWELVE MONTH PERIOD ENDED JUNE 30, 1979**

CIRCUIT AND DISTRICT	TOTAL DEFEN- DANTS	SEX			AGE						PRIOR RECORD						
		MALE	FEMALE	COR- PORATION	AGE RE- PORTED	21 AND UNDER	22 TO 24	25 TO 29	30 TO 34	35 AND OVER	TOTAL PRIOR RECORD REPT'D	NO PRIOR RECORD	TOTAL WITH PRIOR RECORD	JUVE- NILE	PROBA- TION	PRISON 1 YEAR OR LESS	PRISON MORE THAN 1 YEAR
<b>MAINE</b>																	
<b>TOTAL</b>	<b>121</b>	<b>107</b>	<b>14</b>	<b>-</b>	<b>85</b>	<b>4</b>	<b>9</b>	<b>25</b>	<b>20</b>	<b>27</b>	<b>78</b>	<b>37</b>	<b>41</b>	<b>4</b>	<b>16</b>	<b>9</b>	<b>12</b>
HOMICIDE	-	-	-	-	-	-	-	-	-	-	-	-	-	-	-	-	-
ROBBERY	2	2	-	-	-	-	-	-	-	-	-	-	-	-	-	-	-
ASSAULT	2	2	-	-	2	-	2	-	-	-	2	-	2	1	1	-	-
BURGLARY	-	-	-	-	-	-	-	-	-	-	-	-	-	-	-	-	-
LARCENY AND THEFT	21	20	1	-	19	1	2	5	1	10	17	2	15	1	3	2	9
EMBEZZLEMENT	6	3	3	-	4	1	-	-	2	1	3	3	-	-	-	-	-
FRAUD	14	13	1	-	13	-	1	2	-	10	12	10	2	-	1	1	-
AUTO THEFT	-	-	-	-	-	-	-	-	-	-	-	-	-	-	-	-	-
FORGERY, COUNTERFEIT.	10	5	5	-	10	2	4	-	2	2	10	6	4	1	3	-	-
SEX OFFENSES	-	-	-	-	-	-	-	-	-	-	-	-	-	-	-	-	-
MARIHUANA	43	40	3	-	22	-	-	13	8	1	20	13	7	-	5	2	-
NARCOTICS	2	1	1	-	2	-	-	1	-	1	2	2	-	-	-	-	-
WEAPONS AND FIREARMS	9	9	-	-	7	-	-	1	4	2	7	-	7	1	1	3	2
ESCAPE	1	1	-	-	1	-	-	1	-	-	1	-	1	-	-	-	1
OTHER GENERAL OFFENSES	-	-	-	-	-	-	-	-	-	-	-	-	-	-	-	-	-
IMMIGRATION LAWS	1	1	-	-	-	-	-	-	-	-	-	-	-	-	-	-	-
LIQUOR, INTERNAL REV.	-	-	-	-	-	-	-	-	-	-	-	-	-	-	-	-	-
SELECTIVE SERVICE ACT	-	-	-	-	-	-	-	-	-	-	-	-	-	-	-	-	-
OTHER SPECIAL OFFENSES (FEDERAL STATUTES)	10	10	-	-	5	-	-	2	3	-	4	1	3	-	2	1	-
<b>MASSACHUSETTS</b>																	
<b>TOTAL</b>	<b>576</b>	<b>532</b>	<b>44</b>	<b>-</b>	<b>412</b>	<b>17</b>	<b>49</b>	<b>86</b>	<b>91</b>	<b>169</b>	<b>402</b>	<b>127</b>	<b>275</b>	<b>1</b>	<b>141</b>	<b>58</b>	<b>76</b>
HOMICIDE	1	1	-	-	1	-	-	1	-	-	1	1	-	-	-	-	-
ROBBERY	13	12	1	-	10	1	3	4	1	1	10	-	10	-	1	3	6
ASSAULT	1	1	-	-	1	-	1	-	-	-	1	-	1	-	1	-	-
BURGLARY	-	-	-	-	-	-	-	-	-	-	-	-	-	-	-	-	-
LARCENY AND THEFT	144	132	12	-	63	2	13	13	17	18	61	5	56	-	12	17	27
EMBEZZLEMENT	41	34	7	-	21	2	2	1	6	10	20	13	7	-	5	2	-
FRAUD	120	113	7	-	110	1	-	14	17	78	108	47	61	1	47	10	3
AUTO THEFT	5	5	-	-	3	-	-	-	2	1	3	-	3	-	1	1	1
FORGERY, COUNTERFEIT.	45	38	7	-	39	1	3	13	8	14	38	2	36	-	18	6	12
SEX OFFENSES	-	-	-	-	-	-	-	-	-	-	-	-	-	-	-	-	-
MARIHUANA	8	8	-	-	8	-	2	4	2	-	7	1	6	-	5	1	-
NARCOTICS	58	55	3	-	51	7	10	14	13	7	51	24	27	-	20	4	3
WEAPONS AND FIREARMS	61	58	3	-	56	2	13	16	15	10	56	15	41	-	18	11	12
ESCAPE	3	3	-	-	3	-	-	1	1	1	3	-	3	-	-	1	2
OTHER GENERAL OFFENSES	21	20	1	-	16	-	1	2	2	11	15	4	11	-	4	-	7
IMMIGRATION LAWS	7	7	-	-	7	-	1	1	3	2	5	4	1	-	-	-	1
LIQUOR, INTERNAL REV.	-	-	-	-	-	-	-	-	-	-	-	-	-	-	-	-	-
SELECTIVE SERVICE ACT	-	-	-	-	-	-	-	-	-	-	-	-	-	-	-	-	-
OTHER SPECIAL OFFENSES (FEDERAL STATUTES)	48	45	3	-	23	1	-	2	4	16	23	11	12	-	9	2	1
<b>NEW HAMPSHIRE</b>																	
<b>TOTAL</b>	<b>51</b>	<b>48</b>	<b>3</b>	<b>-</b>	<b>41</b>	<b>2</b>	<b>6</b>	<b>3</b>	<b>8</b>	<b>22</b>	<b>39</b>	<b>15</b>	<b>24</b>	<b>-</b>	<b>15</b>	<b>3</b>	<b>6</b>
HOMICIDE	-	-	-	-	-	-	-	-	-	-	-	-	-	-	-	-	-
ROBBERY	2	2	-	-	1	-	1	-	-	-	1	-	1	-	-	-	1
ASSAULT	-	-	-	-	-	-	-	-	-	-	-	-	-	-	-	-	-
BURGLARY	-	-	-	-	-	-	-	-	-	-	-	-	-	-	-	-	-
LARCENY AND THEFT	12	10	2	-	11	2	2	1	1	5	10	2	8	-	3	3	2
EMBEZZLEMENT	2	2	-	-	2	-	-	-	-	2	1	1	-	-	-	-	-
FRAUD	17	16	1	-	13	-	-	-	2	11	13	7	6	-	5	-	1
AUTO THEFT	-	-	-	-	-	-	-	-	-	-	-	-	-	-	-	-	-
FORGERY, COUNTERFEIT.	2	2	-	-	2	-	-	1	-	1	2	-	2	-	1	-	1
SEX OFFENSES	-	-	-	-	-	-	-	-	-	-	-	-	-	-	-	-	-
MARIHUANA	-	-	-	-	-	-	-	-	-	-	-	-	-	-	-	-	-
NARCOTICS	3	3	-	-	3	-	2	-	1	-	3	-	3	-	3	-	-
WEAPONS AND FIREARMS	5	5	-	-	4	-	1	-	3	-	4	1	3	-	2	-	1
ESCAPE	-	-	-	-	-	-	-	-	-	-	-	-	-	-	-	-	-
OTHER GENERAL OFFENSES	-	-	-	-	-	-	-	-	-	-	-	-	-	-	-	-	-
IMMIGRATION LAWS	-	-	-	-	-	-	-	-	-	-	-	-	-	-	-	-	-
LIQUOR, INTERNAL REV.	-	-	-	-	-	-	-	-	-	-	-	-	-	-	-	-	-
SELECTIVE SERVICE ACT	-	-	-	-	-	-	-	-	-	-	-	-	-	-	-	-	-
OTHER SPECIAL OFFENSES (FEDERAL STATUTES)	8	8	-	-	5	-	-	1	1	3	5	4	1	-	1	-	-

**TABLE 5**  
**UNITED STATES DISTRICT COURTS**  
**AGE, PRIOR RECORD, AND SEX OF CONVICTED DEFENDANTS**  
**TWELVE MONTH PERIOD ENDED JUNE 30, 1979**

CIRCUIT AND DISTRICT	TOTAL DEFEN- DANTS	SEX			AGE						PRIOR RECORD						
		MALE	FEMALE	COR- PORA- TION	AGE RE- PORTED	21 AND UNDER	22 TO 24	25 TO 29	30 TO 34	35 AND OVER	TOTAL PRIOR RECORD REPT'D	NO PRIOR RECORD	TOTAL WITH PRIOR RECORD	TYPE OF PRIOR RECORD			
														JUVE- NILE	PROBA- TION	PRISON 1 YEAR OR LESS	PRISON MORE THAN 1 YEAR
RHODE ISLAND TOTAL	70	60	10		58		9	13	8	28	55	18	37	-	25	6	6
HOMICIDE	-	-	-	-	-	-	-	-	-	-	-	-	-	-	-	-	-
ROBBERY	-	-	-	-	-	-	-	-	-	-	-	-	-	-	-	-	-
ASSAULT	1	1	-	-	1	-	-	-	-	1	1	-	1	-	1	-	-
BURGLARY	-	-	-	-	-	-	-	-	-	-	-	-	-	-	-	-	-
LARCENY AND THEFT	18	16	2	-	10	-	3	2	1	4	9	1	8	-	4	2	2
EMBEZZLEMENT	5	5	-	-	4	-	1	1	1	1	4	2	2	-	2	-	-
FRAUD	23	19	4	-	20	-	-	5	2	13	19	14	5	-	3	1	1
AUTO THEFT	7	7	-	-	7	-	2	-	1	4	7	-	7	-	4	1	2
FORGERY, COUNTERFEIT.	9	5	4	-	9	-	-	4	1	4	8	-	8	-	5	2	1
SEX OFFENSES	-	-	-	-	-	-	-	-	-	-	-	-	-	-	-	-	-
MARIHUANA	-	-	-	-	-	-	-	-	-	-	-	-	-	-	-	-	-
NARCOTICS	3	3	-	-	3	-	3	-	-	-	3	-	3	-	3	-	-
WEAPONS AND FIREARMS	3	3	-	-	3	-	-	1	2	-	3	1	2	-	2	-	-
ESCAPE	-	-	-	-	-	-	-	-	-	-	-	-	-	-	-	-	-
OTHER GENERAL OFFENSES	1	1	-	-	1	-	-	-	-	1	1	-	1	-	1	-	-
IMMIGRATION LAWS	-	-	-	-	-	-	-	-	-	-	-	-	-	-	-	-	-
LIQUOR, INTERNAL REV.	-	-	-	-	-	-	-	-	-	-	-	-	-	-	-	-	-
SELECTIVE SERVICE ACT	-	-	-	-	-	-	-	-	-	-	-	-	-	-	-	-	-
OTHER SPECIAL OFFENSES (FEDERAL STATUTES)	-	-	-	-	-	-	-	-	-	-	-	-	-	-	-	-	-
PUERTO RICO TOTAL	274	238	35	1	169	20	21	39	34	55	130	75	55	-	28	9	18
HOMICIDE	-	-	-	-	-	-	-	-	-	-	-	-	-	-	-	-	-
ROBBERY	4	4	-	-	4	-	-	2	1	1	4	1	3	-	-	-	3
ASSAULT	6	6	-	-	3	-	-	1	-	2	2	-	2	-	2	-	-
BURGLARY	1	1	-	-	1	-	-	1	-	-	1	-	1	-	-	1	-
LARCENY AND THEFT	22	20	2	-	20	2	4	7	4	3	17	11	6	-	3	-	3
EMBEZZLEMENT	10	9	1	-	8	-	-	3	1	4	8	8	-	-	-	-	-
FRAUD	47	37	10	-	32	4	5	8	10	5	18	14	4	-	1	2	1
AUTO THEFT	-	-	-	-	-	-	-	-	-	-	-	-	-	-	-	-	-
FORGERY, COUNTERFEIT	12	11	1	-	9	1	2	1	1	4	9	3	6	-	-	1	5
SEX OFFENSES	-	-	-	-	-	-	-	-	-	-	-	-	-	-	-	-	-
MARIHUANA	5	5	-	-	5	-	-	1	3	1	4	1	3	-	3	-	-
NARCOTICS	26	20	6	-	22	1	4	5	4	8	21	8	13	-	7	2	4
WEAPONS AND FIREARMS	-	-	-	-	-	-	-	-	-	-	-	-	-	-	-	-	-
ESCAPE	-	-	-	-	-	-	-	-	-	-	-	-	-	-	-	-	-
OTHER GENERAL OFFENSES	3	2	1	-	3	-	-	2	-	1	3	2	1	-	1	-	-
IMMIGRATION LAWS	78	65	13	-	34	12	6	8	4	4	18	16	2	-	-	1	1
LIQUOR, INTERNAL REV.	-	-	-	-	-	-	-	-	-	-	-	-	-	-	-	-	-
SELECTIVE SERVICE ACT	-	-	-	-	-	-	-	-	-	-	-	-	-	-	-	-	-
OTHER SPECIAL OFFENSES (FEDERAL STATUTES)	60	58	1	1	28	-	-	-	6	22	25	11	14	-	11	2	1
CONNECTICUT TOTAL	190	167	23		160	10	25	27	23	75	159	50	109		46	25	40
HOMICIDE	-	-	-	-	-	-	-	-	-	-	-	-	-	-	-	-	-
ROBBERY	4	3	1	-	4	2	1	-	-	1	4	-	4	-	2	-	2
ASSAULT	1	1	-	-	1	-	-	-	-	1	1	-	1	-	-	-	1
BURGLARY	-	-	-	-	-	-	-	-	-	-	-	-	-	-	-	-	-
LARCENY AND THEFT	30	26	4	-	28	2	12	4	3	7	28	7	21	-	5	5	11
EMBEZZLEMENT	26	18	8	-	23	4	3	-	6	10	22	15	7	-	5	1	1
FRAUD	25	24	1	-	21	1	2	3	-	15	21	11	10	-	2	7	1
AUTO THEFT	1	1	-	-	1	-	-	-	-	1	1	-	1	-	-	1	-
FORGERY, COUNTERFEIT.	9	6	3	-	9	-	2	1	2	4	9	-	9	-	2	3	4
SEX OFFENSES	-	-	-	-	-	-	-	-	-	-	-	-	-	-	-	-	-
MARIHUANA	6	5	1	-	3	-	1	-	-	2	3	1	2	-	2	-	-
NARCOTICS	25	23	2	-	20	1	-	9	6	4	20	3	17	-	9	3	5
WEAPONS AND FIREARMS	20	20	-	-	15	-	4	6	1	4	15	2	13	-	2	3	8
ESCAPE	6	6	-	-	5	-	-	-	1	4	5	-	5	-	-	-	5
OTHER GENERAL OFFENSES	20	19	1	-	18	-	-	3	1	14	18	5	13	-	10	2	1
IMMIGRATION LAWS	1	1	-	-	-	-	-	-	-	-	-	-	-	-	-	-	-
LIQUOR, INTERNAL REV.	2	2	-	-	2	-	-	-	-	2	2	1	1	-	1	-	-
SELECTIVE SERVICE ACT	-	-	-	-	-	-	-	-	-	-	-	-	-	-	-	-	-
OTHER SPECIAL OFFENSES (FEDERAL STATUTES)	14	12	2	-	10	-	-	1	3	6	10	5	5	-	4	-	1

**TABLE 5**  
**UNITED STATES DISTRICT COURTS**  
**AGE, PRIOR RECORD, AND SEX OF CONVICTED DEFENDANTS**  
**TWELVE MONTH PERIOD ENDED JUNE 30, 1979**

CIRCUIT AND DISTRICT	TOTAL DEFEN- DANTS	SEX			AGE						PRIOR RECORD						
		MALE	FEMALE	COR- POR- ATION	AGE RE- PORTED	21 AND UNDER	22 TO 24	25 TO 29	30 TO 34	35 AND OVER	TOTAL PRIOR RECORD REPT'D	NO PRIOR RECORD	TOTAL WITH PRIOR RECORD	TYPE OF PRIOR RECORD			
														JUVE- NILE	PROBA- TION	PRISON 1 YEAR OR LESS	PRISON MORE THAN 1 YEAR
NEW YORK NORTHERN TOTAL	168	141	15	12	78	2	6	20	6	44	89	55	34	-	15	7	8
HOMICIDE	-	-	-	-	-	-	-	-	-	-	-	-	-	-	-	-	-
ROBBERY	-	-	-	-	-	-	-	-	-	-	-	-	-	-	-	-	-
ASSAULT	1	1	-	-	-	-	-	-	-	-	-	-	-	-	-	-	-
BURGLARY	-	-	-	-	-	-	-	-	-	-	-	-	-	-	-	-	-
LARCENY AND THEFT	19	17	2	-	8	-	-	1	-	7	8	3	5	-	2	-	3
EMBEZZLEMENT	13	12	1	-	8	-	2	1	-	5	8	8	-	-	-	-	-
FRAUD	32	23	9	-	22	1	-	1	3	17	22	15	7	-	6	1	-
AUTO THEFT	2	2	-	-	1	-	-	-	-	-	1	-	1	-	-	1	-
FORGERY, COUNTERFEIT, SEX OFFENSES	11	9	2	-	9	-	-	3	-	6	9	3	6	-	2	-	4
MARIHUANA	4	4	-	-	4	-	1	3	-	-	4	1	3	-	2	1	-
NARCOTICS	8	7	1	-	6	-	1	4	1	-	6	3	3	-	3	-	-
WEAPONS AND FIREARMS	4	4	-	-	3	-	-	2	-	1	3	2	1	-	1	-	-
ESCAPE	-	-	-	-	-	-	-	-	-	-	-	-	-	-	-	-	-
OTHER GENERAL OFFENSES	1	1	-	-	-	-	-	-	-	-	-	-	-	-	-	-	-
IMMIGRATION LAWS	26	26	-	-	11	1	2	5	1	2	11	7	4	-	1	2	1
LIQUOR, INTERNAL REV.	-	-	-	-	-	-	-	-	-	-	-	-	-	-	-	-	-
SELECTIVE SERVICE ACT	-	-	-	-	-	-	-	-	-	-	-	-	-	-	-	-	-
OTHER SPECIAL OFFENSES (FEDERAL STATUTES)	37	25	-	12	6	-	-	-	-	6	17	13	4	-	2	2	-
NEW YORK EASTERN TOTAL	913	837	57	19	607	26	40	124	119	298	578	303	275	5	114	55	101
HOMICIDE	1	1	-	-	1	-	1	-	-	-	1	1	-	-	-	-	-
ROBBERY	58	58	-	-	47	7	5	11	12	12	48	11	37	2	6	1	28
ASSAULT	5	5	-	-	5	-	1	1	1	2	5	2	3	-	2	-	1
BURGLARY	-	-	-	-	-	-	-	-	-	-	-	-	-	-	-	-	-
LARCENY AND THEFT	163	158	2	3	75	2	8	15	17	33	73	30	43	1	19	8	15
EMBEZZLEMENT	50	47	3	-	21	-	-	6	6	9	19	11	8	-	3	3	2
FRAUD	130	112	12	6	82	1	2	5	6	68	70	59	11	-	5	5	1
AUTO THEFT	2	2	-	-	1	1	-	-	-	-	1	-	1	-	-	1	-
FORGERY, COUNTERFEIT, SEX OFFENSES	98	91	7	-	80	1	3	26	11	39	77	28	49	2	19	14	14
MARIHUANA	17	14	3	-	14	2	5	2	4	1	14	10	4	-	4	-	-
NARCOTICS	223	197	26	-	193	5	13	42	46	87	184	102	82	-	40	13	29
WEAPONS AND FIREARMS	37	35	2	-	30	4	-	9	4	13	29	12	17	-	11	3	3
ESCAPE	5	5	-	-	4	-	-	-	4	-	3	1	2	-	-	1	1
OTHER GENERAL OFFENSES	27	26	1	-	22	2	-	1	2	17	20	13	7	-	3	1	3
IMMIGRATION LAWS	10	10	-	-	8	-	2	3	2	1	8	5	3	-	-	1	2
LIQUOR, INTERNAL REV.	-	-	-	-	-	-	-	-	-	-	-	-	-	-	-	-	-
SELECTIVE SERVICE ACT	-	-	-	-	-	-	-	-	-	-	-	-	-	-	-	-	-
OTHER SPECIAL OFFENSES (FEDERAL STATUTES)	87	76	1	10	24	1	-	2	4	16	26	18	8	-	2	4	2
NEW YORK SOUTHERN TOTAL	1,169	1,005	151	13	1,005	25	79	180	205	516	983	484	499	2	210	114	173
HOMICIDE	-	-	-	-	-	-	-	-	-	-	-	-	-	-	-	-	-
ROBBERY	48	47	1	-	39	5	7	12	5	9	39	14	25	-	5	11	9
ASSAULT	3	3	-	-	2	-	-	1	-	1	2	-	2	-	-	1	1
BURGLARY	-	-	-	-	-	-	-	-	-	-	-	-	-	-	-	-	-
LARCENY AND THEFT	206	179	27	-	187	8	10	50	40	79	185	45	140	1	50	40	49
EMBEZZLEMENT	65	44	21	-	60	2	8	15	14	21	60	43	17	-	13	1	3
FRAUD	302	252	46	4	260	1	9	14	42	194	252	166	86	-	42	19	25
AUTO THEFT	-	-	-	-	-	-	-	-	-	-	-	-	-	-	-	-	-
FORGERY, COUNTERFEIT, SEX OFFENSES	93	77	16	-	85	1	14	17	19	34	83	23	60	1	24	17	18
MARIHUANA	4	3	1	-	4	-	1	2	1	-	4	2	2	-	1	-	1
NARCOTICS	12	12	-	-	12	-	-	4	5	3	12	7	5	-	4	-	1
WEAPONS AND FIREARMS	227	197	30	-	194	1	18	36	50	89	187	88	99	-	45	15	39
ESCAPE	40	40	-	-	33	2	5	7	7	12	32	15	17	-	7	1	9
OTHER GENERAL OFFENSES	17	17	-	-	14	-	1	2	4	7	14	3	11	-	1	-	10
IMMIGRATION LAWS	51	48	3	-	39	1	1	6	2	29	38	30	8	-	5	1	2
LIQUOR, INTERNAL REV.	21	20	1	-	18	-	1	6	6	5	13	5	8	-	4	2	2
SELECTIVE SERVICE ACT	-	-	-	-	-	-	-	-	-	-	-	-	-	-	-	-	-
OTHER SPECIAL OFFENSES (FEDERAL STATUTES)	80	66	5	9	58	3	4	8	10	33	62	43	19	-	9	6	4

**TABLE 5**  
**UNITED STATES DISTRICT COURTS**  
**AGE, PRIOR RECORD, AND SEX OF CONVICTED DEFENDANTS**  
**TWELVE MONTH PERIOD ENDED JUNE 30, 1979**

TWELVE MONTH PERIOD ENDED JUNE 30, 1979																	
CIRCUIT AND DISTRICT	TOTAL DEFEN- DANTS	SEX			AGE						PRIOR RECORD						
		MALE	FEMALE	COR- PORATION	AGE RE- PORTED	21 AND UNDER	22 TO 24	25 TO 29	30 TO 34	35 AND OVER	TOTAL PRIOR RECORD REPT'D	NO PRIOR RECORD	TOTAL WITH PRIOR RECORD	TYPE OF PRIOR RECORD			
														JUVE- NILE	PROBA- TION	PRISON 1 YEAR OR LESS	PRISON MORE THAN 1 YEAR
NEW YORK WESTERN TOTAL	357	290	63	4	317	15	46	65	65	126	306	165	141	2	69	33	37
HOMICIDE	-	-	-	-	-	-	-	-	-	-	-	-	-	-	-	-	-
ROBBERY	11	10	1	-	9	-	2	2	4	1	9	4	5	-	4	1	-
ASSAULT	3	3	-	-	3	-	-	1	1	1	3	1	2	1	-	-	1
BURGLARY	-	-	-	-	-	-	-	-	-	-	-	-	-	-	-	-	-
LARCENY AND THEFT	131	110	21	-	125	6	18	25	27	49	121	79	42	-	20	11	11
EMBEZZLEMENT	14	3	11	-	13	-	5	4	3	1	13	11	2	-	1	-	1
FRAUD	74	67	6	1	61	1	3	8	8	41	58	33	25	1	12	6	6
AUTO THEFT	1	1	-	-	1	-	-	1	-	-	1	1	-	-	-	-	-
FORGERY, COUNTERFEIT.	15	11	4	-	15	2	5	3	3	2	15	1	14	-	5	4	5
SEX OFFENSES	-	-	-	-	-	-	-	-	-	-	-	-	-	-	-	-	-
MARIHUANA	3	3	-	-	3	-	-	1	2	-	-	6	11	-	7	3	1
NARCOTICS	20	20	-	-	18	2	1	4	7	4	17	1	4	-	2	-	2
WEAPONS AND FIREARMS	6	5	1	-	5	-	-	1	2	2	5	1	4	-	-	-	-
ESCAPE	-	-	-	-	-	-	-	-	-	-	-	-	-	-	-	-	-
OTHER GENERAL OFFENSES	18	18	-	-	15	-	-	1	1	13	15	4	11	-	1	4	6
IMMIGRATION LAWS	5	5	-	-	5	1	1	2	-	1	5	1	4	-	3	1	-
LIQUOR, INTERNAL REV.	-	-	-	-	-	-	-	-	-	-	-	-	-	-	-	-	-
SELECTIVE SERVICE ACT	-	-	-	-	-	-	-	-	-	-	-	-	-	-	-	-	-
OTHER SPECIAL OFFENSES (FEDERAL STATUTES)	56	34	19	3	44	3	11	12	7	11	44	23	21	-	14	3	4
VERMONT TOTAL	53	43	9	1	50	-	7	13	14	16	48	21	27	-	18	2	7
HOMICIDE	-	-	-	-	-	-	-	-	-	-	-	-	-	-	-	-	-
ROBBERY	-	-	-	-	-	-	-	-	-	-	-	-	-	-	-	-	-
ASSAULT	-	-	-	-	-	-	-	-	-	-	-	-	-	-	-	-	-
BURGLARY	-	-	-	-	-	-	-	-	-	-	-	-	-	-	-	-	-
LARCENY AND THEFT	3	3	-	-	3	-	2	-	-	1	3	-	3	-	3	-	-
EMBEZZLEMENT	6	5	1	-	6	-	1	1	1	3	6	3	3	-	2	-	3
FRAUD	9	6	2	1	8	-	-	2	2	4	7	2	5	-	-	-	-
AUTO THEFT	-	-	-	-	-	-	-	-	-	-	-	-	-	-	-	-	-
FORGERY, COUNTERFEIT.	8	4	4	-	8	-	2	2	2	2	7	4	3	-	1	1	1
SEX OFFENSES	-	-	-	-	-	-	-	-	-	-	-	-	-	-	-	-	-
MARIHUANA	3	3	-	-	3	-	-	3	-	-	3	1	2	-	2	-	-
NARCOTICS	12	11	1	-	11	-	-	3	6	2	11	6	5	-	5	-	-
WEAPONS AND FIREARMS	1	1	-	-	1	-	-	-	1	-	1	-	1	-	-	-	1
ESCAPE	-	-	-	-	-	-	-	-	-	-	-	-	-	-	-	-	-
OTHER GENERAL OFFENSES	-	-	-	-	-	-	-	-	-	-	-	-	-	-	-	-	-
IMMIGRATION LAWS	9	8	1	-	8	-	2	2	2	2	8	4	4	-	1	1	2
LIQUOR, INTERNAL REV.	-	-	-	-	-	-	-	-	-	-	-	-	-	-	-	-	-
SELECTIVE SERVICE ACT	-	-	-	-	-	-	-	-	-	-	-	-	-	-	-	-	-
OTHER SPECIAL OFFENSES (FEDERAL STATUTES)	2	2	-	-	2	-	-	-	-	-	2	1	1	-	1	-	-
DELAWARE TOTAL	79	70	9	-	52	3	6	11	10	22	48	22	26	1	9	9	7
HOMICIDE	-	-	-	-	-	-	-	-	-	-	-	-	-	-	-	-	-
ROBBERY	1	1	-	-	1	-	-	1	-	-	1	-	1	-	1	-	-
ASSAULT	1	1	-	-	-	-	-	-	-	-	-	-	-	-	-	-	-
BURGLARY	-	-	-	-	-	-	-	-	-	-	-	-	-	-	-	-	-
LARCENY AND THEFT	12	11	1	-	10	1	1	4	-	-	4	10	3	7	-	2	3
EMBEZZLEMENT	8	3	5	-	7	-	1	2	2	2	7	7	-	-	-	-	-
FRAUD	13	12	1	-	9	-	-	-	-	-	9	4	3	-	1	2	-
AUTO THEFT	-	-	-	-	-	-	-	-	-	-	-	-	-	-	-	-	-
FORGERY, COUNTERFEIT.	10	9	1	-	8	-	2	2	3	1	8	1	7	-	1	3	3
SEX OFFENSES	-	-	-	-	-	-	-	-	-	-	-	-	-	-	-	-	-
MARIHUANA	3	3	-	-	3	-	-	-	3	-	3	1	4	-	3	-	1
NARCOTICS	10	9	1	-	10	2	2	2	1	3	8	4	4	-	1	-	-
WEAPONS AND FIREARMS	2	2	-	-	2	-	-	-	1	1	2	1	1	-	-	-	-
ESCAPE	-	-	-	-	-	-	-	-	-	-	-	-	-	-	-	-	-
OTHER GENERAL OFFENSES	2	2	-	-	-	-	-	-	-	-	1	1	-	1	-	1	-
IMMIGRATION LAWS	1	1	-	-	1	-	-	-	-	-	-	-	-	-	-	-	-
LIQUOR, INTERNAL REV.	-	-	-	-	-	-	-	-	-	-	-	-	-	-	-	-	-
SELECTIVE SERVICE ACT	-	-	-	-	-	-	-	-	-	-	-	-	-	-	-	-	-
OTHER SPECIAL OFFENSES (FEDERAL STATUTES)	16	16	-	-	1	-	-	-	-	-	1	1	1	-	-	-	-

**TABLE 5**  
**UNITED STATES DISTRICT COURTS**  
**AGE, PRIOR RECORD, AND SEX OF CONVICTED DEFENDANTS**  
**TWELVE MONTH PERIOD ENDED JUNE 30, 1979**

CIRCUIT AND DISTRICT	TOTAL DEFENDANTS	SEX			AGE						PRIOR RECORD						
		MALE	FEMALE	CORPORATION	AGE REPORTED	21 AND UNDER	22 TO 24	25 TO 29	30 TO 34	35 AND OVER	TOTAL PRIOR RECORD REPT'D	NO PRIOR RECORD	TOTAL WITH PRIOR RECORD	TYPE OF PRIOR RECORD			
														JUVENILE	PROBATION	PRISON 1 YEAR OR LESS	PRISON MORE THAN 1 YEAR
NEW JERSEY TOTAL	674	555	111	8	552	33	58	117	72	272	515	274	241	14	150	13	59
HOMICIDE	-	-	-	-	-	-	-	-	-	-	-	-	-	-	-	-	-
ROBBERY	14	12	2	-	10	-	2	6	1	1	10	2	8	-	5	1	2
ASSAULT	6	6	-	-	5	1	1	-	-	3	4	1	3	-	2	1	-
BURGLARY	-	-	-	-	-	-	-	-	-	-	-	-	-	-	-	-	-
LARCENY AND THEFT	60	58	2	-	48	3	3	14	9	19	47	21	26	1	14	4	7
EMBEZZLEMENT	48	37	11	-	44	5	7	1	7	24	41	28	13	1	8	-	4
FRAUD	290	217	72	1	238	14	34	56	25	109	219	116	103	8	75	7	13
AUTO THEFT	10	10	-	-	9	-	1	1	2	5	7	4	3	-	1	-	2
FORGERY, COUNTERFEIT, SEX OFFENSES	71	64	7	-	61	3	7	11	6	34	57	24	33	-	17	3	13
MARIHUANA	1	1	-	-	1	1	-	-	-	-	1	-	1	1	-	-	-
NARCOTICS	40	36	4	-	36	2	2	12	8	12	32	17	15	-	8	-	7
WEAPONS AND FIREARMS	19	18	1	-	18	-	-	5	3	10	16	3	13	1	6	-	6
ESCAPE	4	4	-	-	2	-	-	1	-	1	2	1	1	-	-	-	1
OTHER GENERAL OFFENSES	34	26	8	-	33	1	-	3	3	26	30	26	4	-	4	-	-
IMMIGRATION LAWS	7	7	-	-	7	-	-	-	2	5	6	2	4	-	3	-	1
LIQUOR, INTERNAL REV.	-	-	-	-	-	-	-	-	-	-	-	-	-	-	-	-	-
SELECTIVE SERVICE ACT	-	-	-	-	-	-	-	-	-	-	-	-	-	-	-	-	-
OTHER SPECIAL OFFENSES (FEDERAL STATUTES)	70	59	4	7	40	3	1	7	6	23	43	29	14	2	7	2	3
PENNSYLVANIA EASTERN TOTAL	492	420	68	4	394	9	31	71	67	216	356	200	156	4	78	23	51
HOMICIDE	-	-	-	-	-	-	-	-	-	-	-	-	-	-	-	-	-
ROBBERY	20	19	1	-	14	1	9	2	1	1	13	4	9	-	5	-	4
ASSAULT	3	3	-	-	2	1	-	1	-	-	2	-	2	1	1	-	-
BURGLARY	-	-	-	-	-	-	-	-	-	-	-	-	-	-	-	-	-
LARCENY AND THEFT	44	41	3	-	43	1	4	10	10	18	41	22	19	-	10	2	7
EMBEZZLEMENT	20	12	8	-	18	-	1	6	3	8	18	13	5	-	4	1	-
FRAUD	143	106	35	2	128	1	5	15	15	92	107	85	22	-	12	3	7
AUTO THEFT	7	7	-	-	4	-	-	-	2	2	4	-	4	-	3	-	1
FORGERY, COUNTERFEIT, SEX OFFENSES	50	40	10	-	40	2	6	9	6	17	40	10	30	-	15	6	9
MARIHUANA	18	16	2	-	16	1	-	5	6	4	16	4	12	-	3	2	7
NARCOTICS	61	56	5	-	48	1	3	16	16	12	47	23	24	3	10	5	6
WEAPONS AND FIREARMS	18	18	-	-	15	-	1	4	1	9	13	1	12	-	4	3	5
ESCAPE	3	3	-	-	1	1	-	-	-	-	-	-	-	-	-	-	-
OTHER GENERAL OFFENSES	41	37	4	-	33	-	-	1	1	31	30	20	10	-	6	1	3
IMMIGRATION LAWS	2	2	-	-	-	-	-	-	-	-	-	-	-	-	-	-	-
LIQUOR, INTERNAL REV.	-	-	-	-	-	-	-	-	-	-	-	-	-	-	-	-	-
SELECTIVE SERVICE ACT	-	-	-	-	-	-	-	-	-	-	-	-	-	-	-	-	-
OTHER SPECIAL OFFENSES (FEDERAL STATUTES)	62	60	-	2	32	-	2	2	6	22	25	18	7	-	5	-	2
PENNSYLVANIA MIDDLE TOTAL	103	98	4	1	83	2	10	20	15	36	83	39	44	1	12	6	25
HOMICIDE	-	-	-	-	-	-	-	-	-	-	-	-	-	-	-	-	-
ROBBERY	5	5	-	-	5	-	1	3	1	-	4	-	4	-	1	3	-
ASSAULT	-	-	-	-	-	-	-	-	-	-	-	-	-	-	-	-	-
BURGLARY	-	-	-	-	-	-	-	-	-	-	-	-	-	-	-	-	-
LARCENY AND THEFT	11	10	1	-	10	-	-	5	-	5	10	5	5	-	3	-	2
EMBEZZLEMENT	11	9	2	-	9	2	1	1	3	2	9	8	1	-	1	-	-
FRAUD	12	11	-	1	9	-	1	1	1	6	10	5	5	1	2	2	-
AUTO THEFT	-	-	-	-	-	-	-	-	-	-	-	-	-	-	-	-	-
FORGERY, COUNTERFEIT, SEX OFFENSES	8	0	-	-	8	-	1	-	2	5	8	2	6	-	2	-	4
MARIHUANA	8	8	-	-	7	-	-	3	2	1	7	2	8	-	-	-	5
NARCOTICS	8	8	-	-	6	-	3	2	-	1	6	5	1	-	1	-	-
WEAPONS AND FIREARMS	5	5	-	-	4	-	1	-	1	2	4	-	4	-	2	1	1
ESCAPE	14	14	-	-	13	-	1	5	4	3	13	-	13	-	-	-	13
OTHER GENERAL OFFENSES	7	7	-	-	6	-	-	-	1	6	6	0	-	-	-	-	-
IMMIGRATION LAWS	-	-	-	-	-	-	-	-	-	-	-	-	-	-	-	-	-
LIQUOR, INTERNAL REV.	-	-	-	-	-	-	-	-	-	-	-	-	-	-	-	-	-
SELECTIVE SERVICE ACT	-	-	-	-	-	-	-	-	-	-	-	-	-	-	-	-	-
OTHER SPECIAL OFFENSES (FEDERAL STATUTES)	14	13	1	-	6	-	-	-	-	6	6	6	-	-	-	-	-

**TABLE 5**  
**UNITED STATES DISTRICT COURTS**  
**AGE, PRIOR RECORD, AND SEX OF CONVICTED DEFENDANTS**  
**TWELVE MONTH PERIOD ENDED JUNE 30, 1979**

CIRCUIT AND DISTRICT	TOTAL DEFENDANTS	SEX			AGE						PRIOR RECORD						
		MALE	FEMALE	CORPORATION	AGE REPORTED	21 AND UNDER	22 TO 24	25 TO 29	30 TO 34	35 AND OVER	TOTAL PRIOR RECORD REPT'D	NO PRIOR RECORD	TOTAL WITH PRIOR RECORD	TYPE OF PRIOR RECORD			
														JUVE-NILE	PROBATION	PRISON 1 YEAR OR LESS	PRISON MORE THAN 1 YEAR
PENNSYLVANIA WESTERN TOTAL	359	321	37	1	316	13	16	62	59	166	300	130	170	11	70	22	67
HOMICIDE	-	-	-	-	-	-	-	-	-	-	-	-	-	-	-	-	-
ROBBERY	28	28	-	-	17	3	1	5	2	6	16	1	15	3	3	1	8
ASSAULT	1	1	-	-	1	-	-	-	-	1	1	-	1	-	-	1	-
BURGLARY	-	-	-	-	-	-	-	-	-	-	-	-	-	-	-	-	-
LARCENY AND THEFT	22	21	1	-	19	2	1	3	2	11	18	5	13	1	3	2	7
EMBEZZLEMENT	22	16	6	-	21	1	1	7	6	6	18	15	3	-	2	-	1
FRAUD	83	73	10	-	78	1	1	4	8	64	74	49	25	3	11	3	8
AUTO THEFT	2	2	-	-	2	-	-	1	1	-	2	-	2	-	1	-	1
FORGERY, COUNTERFEIT, SEX OFFENSES	56	43	13	-	52	6	6	12	17	11	50	16	34	2	14	5	13
MARIHUANA	10	8	2	-	8	-	-	3	5	-	8	3	5	-	5	-	-
NARCOTICS	59	56	3	-	53	-	3	14	14	22	52	14	38	1	16	4	17
WEAPONS AND FIREARMS	26	24	2	-	26	-	2	8	3	13	24	4	21	1	5	6	9
ESCAPE	1	1	-	-	1	-	-	-	-	1	1	-	1	-	-	-	1
OTHER GENERAL OFFENSES	26	26	-	-	23	-	1	2	-	20	21	14	7	-	6	-	1
IMMIGRATION LAWS	3	3	-	-	3	-	-	1	1	1	3	2	1	-	1	-	-
LIQUOR, INTERNAL REV. SELECTIVE SERVICE ACT	-	-	-	-	-	-	-	-	-	-	-	-	-	-	-	-	-
OTHER SPECIAL OFFENSES (FEDERAL STATUTES)	20	19	-	1	12	-	-	2	-	10	11	7	4	-	3	-	1
VIRGIN ISLANDS TOTAL	279	270	9	-	216	68	34	44	28	42	216	152	64	6	27	12	19
HOMICIDE	11	11	-	-	8	2	-	3	-	3	7	6	1	-	-	1	-
ROBBERY	18	18	-	-	13	10	1	-	2	-	14	7	7	-	4	-	3
ASSAULT	25	22	3	-	24	7	3	3	4	7	24	16	8	2	3	2	1
BURGLARY	22	22	-	-	18	8	5	5	-	-	18	12	6	1	3	1	-
LARCENY AND THEFT	62	60	2	-	56	28	8	8	4	8	56	43	13	2	4	3	4
EMBEZZLEMENT	7	6	1	-	6	-	-	2	2	2	6	5	1	-	-	-	1
FRAUD	17	17	-	-	10	1	2	1	1	5	10	8	2	-	-	1	1
AUTO THEFT	7	7	-	-	6	3	-	1	2	-	6	2	4	1	2	-	1
FORGERY, COUNTERFEIT, SEX OFFENSES	9	6	3	-	6	1	1	2	1	1	6	5	1	-	-	-	1
MARIHUANA	9	9	-	-	8	-	-	4	1	3	8	5	3	-	1	1	1
NARCOTICS	19	19	-	-	17	2	4	6	3	2	17	11	6	-	5	1	-
WEAPONS AND FIREARMS	7	7	-	-	5	-	3	1	-	1	5	4	1	-	-	-	1
ESCAPE	15	15	-	-	12	4	1	2	-	5	12	9	3	-	-	-	3
OTHER GENERAL OFFENSES	6	6	-	-	3	1	1	-	1	-	3	1	2	-	1	1	-
IMMIGRATION LAWS	11	11	-	-	8	1	-	1	3	3	8	5	3	-	2	1	-
LIQUOR, INTERNAL REV. SELECTIVE SERVICE ACT	23	23	-	-	13	-	5	4	4	-	13	10	3	-	2	-	1
OTHER SPECIAL OFFENSES (FEDERAL STATUTES)	-	-	-	-	-	-	-	-	-	-	-	-	-	-	-	-	-
MARYLAND TOTAL	665	587	78	-	480	42	63	115	82	178	461	243	218	4	100	31	83
HOMICIDE	-	-	-	-	-	-	-	-	-	-	-	-	-	-	-	-	-
ROBBERY	44	43	1	-	33	3	9	9	4	8	32	3	29	-	3	4	22
ASSAULT	5	5	-	-	2	-	1	-	-	1	2	1	1	-	1	-	-
BURGLARY	5	5	-	-	3	2	-	-	1	-	3	2	1	-	-	-	1
LARCENY AND THEFT	159	123	36	-	103	26	16	20	17	24	96	62	34	-	14	5	15
EMBEZZLEMENT	23	21	2	-	12	-	1	7	1	3	12	7	5	-	3	-	2
FRAUD	112	96	16	-	100	2	2	14	22	60	94	67	27	-	18	4	5
AUTO THEFT	1	1	-	-	1	-	-	1	-	-	1	-	1	-	-	-	1
FORGERY, COUNTERFEIT, SEX OFFENSES	22	16	6	-	21	-	2	3	6	10	21	7	14	1	7	1	5
MARIHUANA	4	4	-	-	2	-	1	1	-	-	2	-	2	-	1	1	-
NARCOTICS	14	14	-	-	9	2	1	3	2	1	9	6	3	-	2	-	1
WEAPONS AND FIREARMS	67	60	7	-	55	3	9	25	6	12	53	21	32	2	18	3	9
ESCAPE	29	29	-	-	27	-	2	5	8	14	27	7	20	-	7	2	11
OTHER GENERAL OFFENSES	12	12	-	-	6	-	-	2	1	3	6	2	4	-	-	1	3
IMMIGRATION LAWS	133	125	8	-	89	3	17	23	13	33	87	54	33	1	19	7	6
LIQUOR, INTERNAL REV. SELECTIVE SERVICE ACT	3	2	1	-	3	-	1	-	1	1	2	2	-	-	-	-	-
OTHER SPECIAL OFFENSES (FEDERAL STATUTES)	32	31	1	-	14	1	1	2	2	8	14	2	12	-	7	3	2

**TABLE 5**  
**UNITED STATES DISTRICT COURTS**  
**AGE, PRIOR RECORD, AND SEX OF CONVICTED DEFENDANTS**  
**TWELVE MONTH PERIOD ENDED JUNE 30, 1979**

CIRCUIT AND DISTRICT	TOTAL DEFEN- DANTS	SEX			AGE						PRIOR RECORD						
		MALE	FEMALE	COR- PORATION	AGE RE- PORTED	21 AND UNDER	22 TO 24	25 TO 29	30 TO 34	35 AND OVER	TOTAL PRIOR RECORD REPT'D	NO PRIOR RECORD	TOTAL WITH PRIOR RECORD	TYPE OF PRIOR RECORD			
														JUVE- NILE	PROBA- TION	PRISON 1 YEAR OR LESS	PRISON MORE THAN 1 YEAR
NORTH CAROLINA EASTERN TOTAL	239	212	27	-	201	15	23	40	41	82	200	34	166	2	122	9	33
HOMICIDE	-	-	-	-	-	-	-	-	-	-	-	-	-	-	-	-	-
ROBBERY	13	12	1	-	11	3	1	4	3	-	12	1	11	1	4	-	6
ASSAULT	4	4	-	-	2	2	-	-	-	-	2	1	1	-	-	-	1
BURGLARY	1	1	-	-	1	-	-	1	-	-	1	-	1	-	1	-	-
LARCENY AND THEFT	38	31	7	-	37	5	8	10	7	7	37	4	33	-	26	2	5
EMBEZZLEMENT	14	7	7	-	14	-	3	5	1	5	13	4	9	-	9	-	-
FRAUD	55	50	5	-	46	1	1	3	7	34	46	9	37	1	34	1	1
AUTO THEFT	2	2	-	-	2	-	-	2	-	-	2	-	2	-	-	-	2
FORGERY, COUNTERFEIT, SEX OFFENSES	30	25	5	-	29	1	7	8	5	8	29	5	24	-	16	2	6
MARIHUANA	12	12	-	-	5	1	-	-	1	3	4	-	4	-	3	1	-
NARCOTICS	23	23	-	-	21	-	-	3	11	7	21	7	14	-	13	-	1
WEAPONS AND FIREARMS	12	12	-	-	12	1	1	2	2	6	12	-	12	-	6	2	4
ESCAPE	3	3	-	-	2	-	-	-	1	1	2	-	2	-	-	-	2
OTHER GENERAL OFFENSES	13	11	2	-	12	1	1	-	1	9	12	3	9	-	4	1	4
IMMIGRATION LAWS	1	1	-	-	1	-	-	-	1	-	1	-	1	-	-	-	1
LIQUOR, INTERNAL REV. SELECTIVE SERVICE ACT	10	10	-	-	-	-	-	-	-	-	-	-	-	-	-	-	-
OTHER SPECIAL OFFENSES (FEDERAL STATUTES)	8	8	-	-	6	-	1	2	1	2	6	-	6	-	6	-	-
NORTH CAROLINA MIDDLE TOTAL	205	169	36	-	166	11	26	19	34	76	163	32	131	2	73	21	35
HOMICIDE	-	-	-	-	-	-	-	-	-	-	-	-	-	-	-	-	-
ROBBERY	15	15	-	-	7	-	3	1	2	1	7	1	6	-	3	1	2
ASSAULT	1	1	-	-	1	1	-	-	-	-	1	-	1	1	-	-	-
BURGLARY	2	2	-	-	2	1	1	-	-	-	2	-	2	-	1	-	1
LARCENY AND THEFT	56	38	18	-	45	3	15	8	8	11	45	5	40	1	19	8	12
EMBEZZLEMENT	14	3	11	-	13	-	2	1	6	4	13	6	7	-	7	-	-
FRAUD	30	29	1	-	27	-	-	1	1	25	26	9	17	-	14	3	-
AUTO THEFT	3	3	-	-	2	-	-	-	1	1	2	-	2	-	1	1	-
FORGERY, COUNTERFEIT, SEX OFFENSES	22	17	5	-	17	2	1	-	5	9	16	4	12	-	3	4	5
MARIHUANA	-	-	-	-	-	-	-	-	-	-	-	-	-	-	-	-	-
NARCOTICS	17	17	-	-	16	1	2	3	5	5	16	2	14	-	10	1	3
WEAPONS AND FIREARMS	12	12	-	-	10	-	-	2	2	6	10	1	9	-	4	2	3
ESCAPE	4	3	1	-	4	-	-	-	1	3	3	-	3	-	-	-	3
OTHER GENERAL OFFENSES	8	8	-	-	5	2	-	2	-	1	5	-	5	-	1	-	4
IMMIGRATION LAWS	-	-	-	-	-	-	-	-	-	-	-	-	-	-	-	-	-
LIQUOR, INTERNAL REV. SELECTIVE SERVICE ACT	16	16	-	-	12	1	1	-	3	7	12	1	11	-	8	1	2
OTHER SPECIAL OFFENSES (FEDERAL STATUTES)	5	5	-	-	5	-	1	1	-	3	5	3	2	-	2	-	-
NORTH CAROLINA WESTERN TOTAL	268	209	59	-	217	19	29	52	29	88	204	37	167	3	86	33	45
HOMICIDE	1	1	-	-	1	-	-	-	-	1	-	-	-	-	-	-	-
ROBBERY	12	12	-	-	7	-	1	3	1	2	7	-	7	-	-	2	5
ASSAULT	7	7	-	-	6	1	2	1	1	1	6	-	6	-	3	1	2
BURGLARY	-	-	-	-	-	-	-	-	-	-	-	-	-	-	-	-	-
LARCENY AND THEFT	53	33	20	-	46	4	7	22	3	10	44	4	40	2	20	8	10
EMBEZZLEMENT	15	8	7	-	13	1	1	2	4	5	13	9	4	-	4	-	-
FRAUD	42	38	4	-	32	-	1	1	4	26	31	10	21	-	13	4	4
AUTO THEFT	10	10	-	-	10	2	1	1	1	5	7	2	5	1	2	1	1
FORGERY, COUNTERFEIT, SEX OFFENSES	48	28	20	-	48	4	13	12	6	13	45	7	38	-	21	8	9
MARIHUANA	1	1	-	-	1	-	-	-	-	1	1	1	-	-	-	-	-
NARCOTICS	5	4	1	-	4	1	1	-	1	1	3	-	3	-	3	-	-
WEAPONS AND FIREARMS	2	2	-	-	1	-	-	1	-	-	1	-	1	-	1	-	-
ESCAPE	21	21	-	-	21	3	-	3	5	10	19	3	16	-	6	3	7
OTHER GENERAL OFFENSES	1	1	-	-	1	-	-	-	-	1	1	-	1	-	-	-	1
IMMIGRATION LAWS	12	9	3	-	12	2	1	3	1	5	12	-	12	-	4	3	5
LIQUOR, INTERNAL REV. SELECTIVE SERVICE ACT	2	2	-	-	2	-	-	1	-	1	2	-	2	-	1	1	-
OTHER SPECIAL OFFENSES (FEDERAL STATUTES)	5	5	-	-	3	1	1	-	-	1	3	-	3	-	2	-	1



**TABLE 5**  
**UNITED STATES DISTRICT COURTS**  
**AGE, PRIOR RECORD, AND SEX OF CONVICTED DEFENDANTS**  
**TWELVE MONTH PERIOD ENDED JUNE 30, 1979**

CIRCUIT AND DISTRICT	TOTAL DEFEND- ANTS	SEX			AGE						PRIOR RECORD						
		MALE	FEMALE	COR- PORA- TION	AGE RE- PORTED	21 AND UNDER	22 TO 24	25 TO 29	30 TO 34	35 AND OVER	TOTAL PRIOR RECORD REPT'D	NO PRIOR RECORD	TOTAL WITH PRIOR RECORD	TYPE OF PRIOR RECORD			
														JUVE- NILE	PROBA- TION	PRISON 1 YEAR OR LESS	PRISON MORE THAN 1 YEAR
SOUTH CAROLINA TOTAL	383	313	39	1	274	18	28	55	42	131	269	108	161	4	83	16	58
HOMICIDE	-	-	-	-	-	-	-	-	-	-	-	-	-	-	-	-	-
ROBBERY	18	18	-	-	17	2	1	4	4	6	16	2	14	-	3	1	10
ASSAULT	4	4	-	-	4	1	-	-	1	2	4	-	4	1	3	-	-
BURGLARY	-	-	-	-	-	-	-	-	-	-	-	-	-	-	-	-	-
LARCENY AND THEFT	56	46	10	-	64	2	7	12	7	16	44	19	25	1	12	3	9
EMBEZZLEMENT	20	12	8	-	19	-	2	3	2	12	19	17	2	-	2	-	-
FRAUD	69	63	6	-	63	-	-	8	13	42	61	32	29	-	24	1	4
AUTO THEFT	40	40	-	-	26	1	-	5	3	17	24	7	17	-	8	1	8
FORGERY, COUNTERFEIT, SEX OFFENSES	36	28	8	-	29	2	12	10	2	3	29	4	25	1	15	1	8
MARIHUANA	1	1	-	-	1	1	-	-	-	-	1	1	-	-	-	-	-
NARCOTICS	29	29	-	-	13	2	1	4	1	5	13	6	7	-	5	2	-
WEAPONS AND FIREARMS	19	18	1	-	9	1	-	2	3	3	9	2	7	-	3	2	2
ESCAPE	22	22	-	-	20	-	2	3	1	14	20	5	15	-	3	3	9
OTHER GENERAL OFFENSES	4	4	-	-	2	-	-	-	-	2	2	-	2	-	1	-	1
IMMIGRATION LAWS	10	8	2	-	8	5	-	-	-	3	7	3	4	1	1	1	1
LIQUOR, INTERNAL REV. SELECTIVE SERVICE ACT	1	1	-	-	1	-	-	-	1	-	1	-	1	-	-	-	1
OTHER SPECIAL OFFENSES (FEDERAL STATUTES)	-	-	-	-	-	-	-	-	-	-	-	-	-	-	-	-	-
24	19	4	1	18	1	3	4	4	6	19	10	9	-	3	1	5	
VIRGINIA EASTERN TOTAL	955	852	102	1	412	45	50	93	65	159	397	183	214	6	115	30	63
HOMICIDE	2	2	-	-	1	-	-	1	-	-	1	-	1	-	-	-	1
ROBBERY	22	22	-	-	18	3	5	4	2	4	18	2	16	3	6	-	7
ASSAULT	22	22	-	-	5	1	2	1	-	1	3	1	2	1	-	-	1
BURGLARY	3	3	-	-	1	-	-	1	-	-	1	-	1	-	-	1	-
LARCENY AND THEFT	210	167	43	-	109	17	17	22	8	45	102	66	36	-	23	4	9
EMBEZZLEMENT	36	17	19	-	29	4	5	9	6	5	29	19	10	1	8	1	-
FRAUD	106	95	11	-	78	1	4	8	11	54	77	38	39	-	27	6	6
AUTO THEFT	15	14	1	-	11	-	3	1	4	3	11	3	8	-	4	1	3
FORGERY, COUNTERFEIT, SEX OFFENSES	39	30	9	-	33	3	2	9	7	12	33	7	26	-	10	5	11
MARIHUANA	10	9	1	-	3	-	-	1	2	-	2	1	1	-	1	-	-
NARCOTICS	34	33	1	-	13	-	-	3	6	4	12	5	8	-	7	-	1
WEAPONS AND FIREARMS	34	32	2	-	21	1	4	6	6	4	21	10	11	-	7	2	2
ESCAPE	28	27	1	-	24	1	1	8	3	11	23	5	18	-	1	6	11
OTHER GENERAL OFFENSES	18	18	-	-	13	2	3	4	2	2	11	-	11	1	1	-	9
IMMIGRATION LAWS	327	321	6	-	34	11	2	10	8	3	32	17	15	-	12	2	1
LIQUOR, INTERNAL REV. SELECTIVE SERVICE ACT	6	6	-	-	-	-	-	-	-	-	-	-	-	-	-	-	-
OTHER SPECIAL OFFENSES (FEDERAL STATUTES)	-	-	-	-	-	-	-	-	-	-	-	-	-	-	-	-	-
43	34	8	1	19	1	2	5	-	11	20	9	11	-	8	2	1	
VIRGINIA WESTERN TOTAL	138	117	21	-	107	12	15	21	14	45	102	40	62	1	28	15	18
HOMICIDE	-	-	-	-	-	-	-	-	-	-	-	-	-	-	-	-	-
ROBBERY	5	5	-	-	3	-	3	-	-	-	2	1	1	-	-	-	1
ASSAULT	3	3	-	-	1	-	-	-	-	1	1	-	1	-	1	-	-
BURGLARY	4	4	-	-	4	-	2	1	-	1	4	-	4	-	-	1	3
LARCENY AND THEFT	17	13	4	-	15	2	1	6	1	5	14	8	6	-	2	2	2
EMBEZZLEMENT	9	7	2	-	8	-	1	2	1	4	8	8	-	-	-	-	-
FRAUD	25	19	6	-	19	2	2	1	-	14	17	5	12	1	4	4	3
AUTO THEFT	6	4	2	-	6	-	1	2	2	1	6	1	5	-	1	2	2
FORGERY, COUNTERFEIT, SEX OFFENSES	12	9	3	-	11	3	2	3	1	2	10	3	7	-	3	3	1
MARIHUANA	-	-	-	-	-	-	-	-	-	-	-	-	-	-	-	-	-
NARCOTICS	1	1	-	-	1	-	-	-	1	-	1	-	1	-	1	-	-
WEAPONS AND FIREARMS	1	1	-	-	1	1	-	-	-	-	1	1	-	-	-	-	-
ESCAPE	14	14	-	-	9	-	-	-	3	6	9	4	5	-	1	2	2
OTHER GENERAL OFFENSES	2	1	1	-	2	-	-	1	-	1	2	-	2	-	-	-	2
IMMIGRATION LAWS	8	7	1	-	6	2	1	1	-	2	6	4	2	-	1	-	1
LIQUOR, INTERNAL REV. SELECTIVE SERVICE ACT	3	3	-	-	3	1	-	-	1	1	3	-	3	-	2	1	-
OTHER SPECIAL OFFENSES (FEDERAL STATUTES)	-	-	-	-	-	-	-	-	-	-	-	-	-	-	-	-	-
28	26	2	-	18	1	2	4	4	7	18	5	13	-	12	-	1	

**TABLE 5**  
**UNITED STATES DISTRICT COURTS**  
**AGE, PRIOR RECORD, AND SEX OF CONVICTED DEFENDANTS**  
**TWELVE MONTH PERIOD ENDED JUNE 30, 1979**

CIRCUIT AND DISTRICT	TOTAL DEFEN- DANTS	SEX			AGE						PRIOR RECORD						
		MALE	FEMALE	COR- PORA- TION	AGE RE- PORTED	21 AND UNDER	22 TO 24	25 TO 29	30 TO 34	35 AND OVER	TOTAL PRIOR RECORD REPT'D	NO PRIOR RECORD	TOTAL WITH PRIOR RECORD	TYPE OF PRIOR RECORD			
														JUVE- NILE	PROBA- TION	PRISON 1 YEAR OR LESS	PRISON MORE THAN 1 YEAR
WEST VIRGINIA NORTHERN TOTAL	62	49	12	1	52	-	7	16	9	20	52	24	28	2	10	4	12
HOMICIDE	-	-	-	-	-	-	-	-	-	-	-	-	-	-	-	-	-
ROBBERY	-	-	-	-	-	-	-	-	-	-	-	-	-	-	-	-	-
ASSAULT	-	-	-	-	-	-	-	-	-	-	-	-	-	-	-	-	-
BURGLARY	-	-	-	-	-	-	-	-	-	-	-	-	-	-	-	-	-
LARCENY AND THEFT	2	2	-	-	1	-	-	-	-	1	1	-	1	-	-	-	1
EMBEZZLEMENT	8	6	2	-	8	-	1	2	2	3	8	7	1	-	1	-	-
FRAUD	12	11	-	1	11	-	-	-	2	9	12	8	4	-	2	2	-
AUTO THEFT	2	2	-	-	2	-	-	-	1	1	2	-	2	-	-	1	-
FORGERY, COUNTERFEIT.	9	3	6	-	9	-	3	4	1	1	9	3	6	1	3	1	1
SEX OFFENSES	1	-	1	-	1	-	-	-	-	-	1	1	-	-	-	-	-
MARIHUANA	-	-	-	-	-	-	-	-	-	-	-	-	-	-	-	-	-
NARCOTICS	7	4	3	-	6	-	1	1	2	2	6	3	3	-	3	-	-
WEAPONS AND FIREARMS	2	2	-	-	2	-	1	-	-	1	2	1	1	-	-	-	1
ESCAPE	10	10	-	-	10	-	1	9	-	-	9	-	9	1	-	-	8
OTHER GENERAL OFFENSES	7	7	-	-	2	-	-	-	-	2	2	1	1	-	1	-	-
IMMIGRATION LAWS	-	-	-	-	-	-	-	-	-	-	-	-	-	-	-	-	-
LIQUOR, INTERNAL REV.	-	-	-	-	-	-	-	-	-	-	-	-	-	-	-	-	-
SELECTIVE SERVICE ACT	-	-	-	-	-	-	-	-	-	-	-	-	-	-	-	-	-
OTHER SPECIAL OFFENSES (FEDERAL STATUTES)	2	2	-	-	-	-	-	-	-	-	-	-	-	-	-	-	-
WEST VIRGINIA SOUTHERN TOTAL	165	144	20	1	113	11	11	14	23	54	83	47	36	2	15	6	13
HOMICIDE	-	-	-	-	-	-	-	-	-	-	-	-	-	-	-	-	-
ROBBERY	4	4	-	-	3	-	-	1	1	1	1	1	-	-	-	-	-
ASSAULT	-	-	-	-	-	-	-	-	-	-	-	-	-	-	-	-	-
BURGLARY	3	3	-	-	2	1	1	-	-	-	1	1	-	-	-	-	-
LARCENY AND THEFT	13	10	3	-	12	6	-	2	2	4	9	4	5	1	2	1	1
EMBEZZLEMENT	2	1	1	-	2	-	-	-	1	1	2	2	-	-	-	-	-
FRAUD	22	17	5	-	21	-	-	1	8	12	18	14	4	-	2	1	1
AUTO THEFT	2	2	-	-	1	-	-	-	1	-	1	-	1	-	-	1	-
FORGERY, COUNTERFEIT.	6	5	1	-	5	-	1	1	3	-	4	1	3	-	1	1	1
SEX OFFENSES	-	-	-	-	-	-	-	-	-	-	-	-	-	-	-	-	-
MARIHUANA	2	2	-	-	-	-	-	-	-	-	-	-	-	-	-	-	-
NARCOTICS	22	19	3	-	19	3	5	3	6	2	12	7	5	-	3	-	2
WEAPONS AND FIREARMS	16	16	-	-	12	2	1	3	1	5	7	-	7	-	-	2	5
ESCAPE	9	3	6	-	4	-	1	-	-	3	2	-	2	-	-	-	2
OTHER GENERAL OFFENSES	40	40	-	-	18	-	-	1	-	17	16	11	5	-	5	-	-
IMMIGRATION LAWS	-	-	-	-	-	-	-	-	-	-	-	-	-	-	-	-	-
LIQUOR, INTERNAL REV.	-	-	-	-	-	-	-	-	-	-	-	-	-	-	-	-	-
SELECTIVE SERVICE ACT	-	-	-	-	-	-	-	-	-	-	-	-	-	-	-	-	-
OTHER SPECIAL OFFENSES (FEDERAL STATUTES)	24	22	1	1	14	1	2	2	-	9	10	6	4	1	2	-	1
ALABAMA NORTHERN TOTAL	544	449	94	1	366	40	67	89	63	107	368	96	272	6	128	39	99
HOMICIDE	-	-	-	-	-	-	-	-	-	-	-	-	-	-	-	-	-
ROBBERY	12	12	-	-	10	-	2	2	3	3	10	1	9	-	2	-	7
ASSAULT	2	2	-	-	-	-	-	-	-	-	-	-	-	-	-	-	-
BURGLARY	5	5	-	-	5	2	1	-	2	-	5	-	5	-	2	-	3
LARCENY AND THEFT	93	57	36	-	82	13	18	19	17	15	82	23	59	3	23	8	25
EMBEZZLEMENT	22	12	10	-	18	2	1	4	4	7	18	15	3	-	3	-	-
FRAUD	26	23	3	-	25	-	1	5	2	17	25	8	17	-	12	2	3
AUTO THEFT	53	51	2	-	48	2	8	10	12	16	49	6	43	1	17	6	19
FORGERY, COUNYERFEIT.	113	79	34	-	107	19	24	29	13	22	107	19	88	-	43	15	30
SEX OFFENSES	1	1	-	-	1	-	-	1	-	-	1	-	1	1	-	-	-
MARIHUANA	3	3	-	-	1	-	1	-	-	-	1	-	1	-	1	-	-
NARCOTICS	26	20	6	-	23	-	2	6	8	7	23	6	17	1	10	1	5
WEAPONS AND FIREARMS	20	20	-	-	20	-	4	3	1	12	20	4	16	-	7	3	6
ESCAPE	2	2	-	-	-	-	-	-	-	-	-	-	-	-	-	-	-
OTHER GENERAL OFFENSES	130	129	1	-	6	1	-	1	-	4	7	4	3	-	2	1	-
IMMIGRATION LAWS	-	-	-	-	-	-	-	-	-	-	-	-	-	-	-	-	-
LIQUOR, INTERNAL REV.	1	1	-	-	1	-	-	-	1	-	1	1	-	-	-	-	-
SELECTIVE SERVICE ACT	-	-	-	-	-	-	-	-	-	-	-	-	-	-	-	-	-
OTHER SPECIAL OFFENSES (FEDERAL STATUTES)	35	32	2	1	19	1	5	9	-	4	19	9	10	-	6	3	1

TABLE 5  
UNITED STATES DISTRICT COURTS  
AGE, PRIOR RECORD, AND SEX OF CONVICTED DEFENDANTS  
TWELVE MONTH PERIOD ENDED JUNE 30, 1979

CIRCUIT AND DISTRICT	TOTAL DEFEN- DANTS	SEX			AGE						PRIOR RECORD						
		MALE	FEMALE	COR- PORA- TION	AGE RE- PORTED	21 AND UNDER	22 TO 24	25 TO 29	30 TO 34	35 AND OVER	TOTAL PRIOR RECORD REPT'D	NO PRIOR RECORD	TOTAL WITH PRIOR RECORD	TYPE OF PRIOR RECORD			
														JUVE- NILE	PROBA- TION	PRISON 1 YEAR OR LESS	PRISON MORE THAN 1 YEAR
ALABAMA MIDDLE TOTAL	215	186	29	-	80	11	10	13	12	34	77	30	47	-	31	-	16
HOMICIDE	-	-	-	-	-	-	-	-	-	-	-	-	-	-	-	-	-
ROBBERY	3	3	-	-	-	-	-	-	-	-	-	-	-	-	-	-	-
ASSAULT	2	2	-	-	-	-	-	-	-	-	-	-	-	-	-	-	-
BURGLARY	2	2	-	-	2	2	-	-	-	-	2	-	2	-	2	-	-
LARCENY AND THEFT	55	37	18	-	30	7	5	6	5	7	29	18	11	-	8	-	3
EMBEZZLEMENT	8	5	3	-	6	-	1	-	-	5	5	4	1	-	1	-	-
FRAUD	19	16	3	-	12	1	-	2	-	9	12	3	9	-	6	-	3
AUTO THEFT	8	7	1	-	5	-	-	2	-	3	5	-	5	-	5	-	-
FORGERY, COUNTERFEIT, SEX OFFENSES	7	5	2	-	4	1	2	-	1	-	4	3	1	-	1	-	-
MARIHUANA	11	11	-	-	-	-	-	-	-	-	-	-	-	-	-	-	-
NARCOTICS	9	8	1	-	3	-	-	-	1	2	3	1	2	-	1	-	1
WEAPONS AND FIREARMS	11	11	-	-	6	-	1	1	2	2	6	-	6	-	2	-	4
ESCAPE	11	11	-	-	4	-	1	-	2	1	4	-	4	-	-	-	4
OTHER GENERAL OFFENSES	60	60	-	-	3	-	-	1	1	1	2	-	2	-	1	-	1
IMMIGRATION LAWS	-	-	-	-	-	-	-	-	-	-	-	-	-	-	-	-	-
LIQUOR, INTERNAL REV.	-	-	-	-	-	-	-	-	-	-	-	-	-	-	-	-	-
SELECTIVE SERVICE ACT	-	-	-	-	-	-	-	-	-	-	-	-	-	-	-	-	-
OTHER SPECIAL OFFENSES (FEDERAL STATUTES)	9	8	1	-	5	-	-	1	-	4	5	1	4	-	4	-	-
ALABAMA SOUTHERN TOTAL	118	97	21	-	105	11	14	18	14	48	103	24	79	-	36	5	38
HOMICIDE	-	-	-	-	-	-	-	-	-	-	-	-	-	-	-	-	-
ROBBERY	5	5	-	-	4	1	2	1	-	-	3	1	2	-	2	-	-
ASSAULT	-	-	-	-	-	-	-	-	-	-	-	-	-	-	-	-	-
BURGLARY	2	2	-	-	2	-	-	-	-	1	2	-	2	-	1	-	1
LARCENY AND THEFT	10	8	2	-	10	4	1	2	1	2	10	1	9	-	5	1	3
EMBEZZLEMENT	6	1	5	-	6	-	2	1	-	3	6	5	1	-	1	-	-
FRAUD	15	12	3	-	12	1	1	1	3	6	12	6	6	-	3	1	2
AUTO THEFT	3	3	-	-	-	-	-	-	-	-	-	-	-	-	-	-	-
FORGERY, COUNTERFEIT, SEX OFFENSES	35	24	11	-	34	4	5	7	5	13	33	2	31	-	12	3	16
MARIHUANA	15	15	-	-	15	1	-	1	1	12	15	7	8	-	6	-	2
NARCOTICS	4	4	-	-	4	-	-	2	-	2	4	-	4	-	2	-	2
WEAPONS AND FIREARMS	10	10	-	-	10	-	2	2	2	4	10	2	8	-	2	-	6
ESCAPE	1	1	-	-	1	-	-	1	-	-	1	-	1	-	-	-	1
OTHER GENERAL OFFENSES	4	4	-	-	3	-	-	-	1	2	3	-	3	-	2	-	1
IMMIGRATION LAWS	-	-	-	-	-	-	-	-	-	-	-	-	-	-	-	-	-
LIQUOR, INTERNAL REV.	5	5	-	-	4	-	-	-	1	3	4	-	4	-	-	-	4
SELECTIVE SERVICE ACT	-	-	-	-	-	-	-	-	-	-	-	-	-	-	-	-	-
OTHER SPECIAL OFFENSES (FEDERAL STATUTES)	3	3	-	-	-	-	-	-	-	-	-	-	-	-	-	-	-
FLORIDA NORTHERN TOTAL	110	98	12	-	71	-	14	23	9	25	69	20	49	-	16	8	25
HOMICIDE	-	-	-	-	-	-	-	-	-	-	-	-	-	-	-	-	-
ROBBERY	2	1	1	-	2	-	-	1	-	1	2	-	2	-	2	-	-
ASSAULT	1	1	-	-	1	-	1	-	-	-	1	-	1	-	-	-	1
BURGLARY	1	1	-	-	-	-	-	-	-	-	-	-	-	-	-	-	-
LARCENY AND THEFT	9	5	4	-	8	-	4	2	1	1	8	-	8	-	3	3	2
EMBEZZLEMENT	6	6	-	-	3	-	-	-	-	3	3	2	1	-	1	-	-
FRAUD	28	27	1	-	10	-	1	1	-	8	10	6	4	-	2	1	1
AUTO THEFT	3	3	-	-	3	-	2	-	-	1	3	-	3	-	-	-	3
FORGERY, COUNTERFEIT, SEX OFFENSES	20	16	4	-	14	-	2	3	3	6	14	4	10	-	2	3	6
MARIHUANA	1	1	-	-	1	-	1	-	-	-	1	-	1	-	-	-	1
NARCOTICS	15	15	-	-	13	-	2	7	3	1	12	6	6	-	3	-	3
WEAPONS AND FIREARMS	5	4	1	-	2	-	-	2	-	-	2	-	2	-	1	-	1
ESCAPE	9	9	-	-	8	-	-	5	1	2	7	-	7	-	1	1	5
OTHER GENERAL OFFENSES	4	3	1	-	2	-	1	-	-	1	2	-	2	-	1	-	1
IMMIGRATION LAWS	1	1	-	-	-	-	-	-	-	-	-	-	-	-	-	-	-
LIQUOR, INTERNAL REV.	-	-	-	-	-	-	-	-	-	-	-	-	-	-	-	-	-
SELECTIVE SERVICE ACT	-	-	-	-	-	-	-	-	-	-	-	-	-	-	-	-	-
OTHER SPECIAL OFFENSES (FEDERAL STATUTES)	5	5	-	-	4	-	-	2	1	1	4	2	2	-	-	-	2

X-5-10

TABLE 5  
UNITED STATES DISTRICT COURTS  
AGE, PRIOR RECORD, AND SEX OF CONVICTED DEFENDANTS  
TWELVE MONTH PERIOD ENDED JUNE 30, 1979

CIRCUIT AND DISTRICT	TOTAL DEFENDANTS	SEX			CORPORATION	AGE					PRIOR RECORD						
		MALE	FEMALE	AGE REPORTED		21 AND UNDER	22 TO 24	25 TO 29	30 TO 34	35 AND OVER	TOTAL PRIOR RECORD REPT'D	NO PRIOR RECORD	TOTAL WITH PRIOR RECORD	TYPE OF PRIOR RECORD			
														JUVE- NILE	PROBA- TION	PRISON 1 YEAR OR LESS	PRISON MORE THAN 1 YEAR
FLORIDA MIDDLE TOTAL	537	470	66	1	407	23	51	101	72	160	402	190	212	1	102	45	64
HOMICIDE	-	-	-	-	-	-	-	-	-	-	-	-	-	-	-	-	-
ROBBERY	16	16	-	-	11	1	1	1	-	-	-	-	-	-	-	-	-
ASSAULT	3	3	-	-	1	-	-	1	3	5	11	1	10	-	1	-	9
BURGLARY	3	3	-	-	2	-	-	-	-	-	1	1	-	-	-	-	-
LARCENY AND THEFT	56	43	13	-	50	1	7	20	8	14	2	-	2	-	1	-	1
EMBEZZLEMENT	27	20	7	-	18	-	2	3	2	11	50	11	39	-	17	14	8
FRAUD	80	74	6	-	64	1	3	8	12	40	18	17	1	-	-	-	1
AUTO THEFT	14	14	-	-	8	-	1	-	4	3	63	39	24	-	12	4	8
FORGERY, COUNTERFEIT, SEX OFFENSES	76	55	21	-	66	7	18	17	6	18	8	2	6	-	2	1	3
MARIHUANA	-	-	-	-	-	-	-	-	-	-	65	17	48	1	23	10	14
NARCOTICS	80	78	2	-	60	3	1	22	22	12	-	-	-	-	-	-	-
WEAPONS AND FIREARMS	68	59	9	-	61	3	7	21	11	19	59	39	20	-	10	3	7
ESCAPE	26	25	1	-	23	3	3	1	1	15	58	31	27	-	18	6	3
OTHER GENERAL OFFENSES	4	4	-	-	3	-	-	-	-	2	23	14	9	-	4	2	3
IMMIGRATION LAWS	13	12	1	-	10	2	1	1	-	6	3	-	3	-	1	1	1
LIQUOR, INTERNAL REV.	9	9	-	-	6	1	1	1	1	2	10	3	7	-	1	1	5
SELECTIVE SERVICE ACT	-	-	-	-	-	-	-	-	-	-	-	2	-	-	1	-	-
OTHER SPECIAL OFFENSES (FEDERAL STATUTES)	62	55	6	1	24	-	5	5	2	12	-	-	-	-	-	-	-
FLORIDA SOUTHERN TOTAL	603	525	78	-	492	18	53	119	127	175	471	277	194	3	31	44	56
HOMICIDE	-	-	-	-	-	-	-	-	-	-	-	-	-	-	-	-	-
ROBBERY	18	18	-	-	15	1	2	4	6	2	-	-	-	-	-	-	-
ASSAULT	5	4	1	-	3	1	-	1	-	1	15	1	14	1	2	3	8
BURGLARY	-	-	-	-	-	-	-	-	-	-	3	2	1	1	-	-	-
LARCENY AND THEFT	42	33	9	-	32	-	4	10	10	8	-	-	-	-	-	-	-
EMBEZZLEMENT	29	17	12	-	22	2	2	8	7	3	32	9	23	-	10	6	7
FRAUD	74	69	5	-	67	1	3	5	17	41	20	18	2	-	1	1	-
AUTO THEFT	2	2	-	-	2	-	-	-	1	1	59	39	20	-	7	8	5
FORGERY, COUNTERFEIT, SEX OFFENSES	57	45	12	-	55	3	10	9	17	16	2	-	2	-	1	-	1
MARIHUANA	-	-	-	-	-	-	-	-	-	-	55	23	32	1	11	9	11
NARCOTICS	79	79	-	-	56	1	7	15	16	17	-	-	-	-	-	-	-
WEAPONS AND FIREARMS	172	147	25	-	154	6	17	49	33	49	54	27	27	-	16	4	7
ESCAPE	14	14	-	-	10	1	1	4	1	3	154	102	52	-	34	7	11
OTHER GENERAL OFFENSES	5	4	1	-	4	-	-	-	-	-	10	6	4	-	1	1	2
IMMIGRATION LAWS	13	10	3	-	11	-	-	-	1	3	3	-	3	-	-	-	-
LIQUOR, INTERNAL REV.	54	47	7	-	45	1	6	12	15	11	11	8	3	-	2	-	1
SELECTIVE SERVICE ACT	-	-	-	-	-	-	-	-	-	-	36	30	6	-	2	4	-
OTHER SPECIAL OFFENSES (FEDERAL STATUTES)	38	35	3	-	16	1	1	1	2	11	-	-	-	-	-	-	-
GEORGIA NORTHERN TOTAL	333	295	38	-	271	7	57	51	71	125	264	76	188	1	94	18	75
HOMICIDE	2	2	-	-	2	-	-	-	2	-	1	-	1	-	-	-	-
ROBBERY	4	4	-	-	2	1	-	-	1	-	2	-	2	-	-	-	1
ASSAULT	2	2	-	-	1	-	-	-	1	-	1	-	1	-	2	-	-
BURGLARY	1	1	-	-	1	-	-	-	1	-	1	-	1	-	-	-	-
LARCENY AND THEFT	30	27	3	-	22	-	6	6	8	8	1	1	-	-	-	-	1
EMBEZZLEMENT	32	21	11	-	28	1	1	7	11	8	22	5	17	-	6	1	10
FRAUD	75	69	6	-	63	1	-	6	14	42	28	14	14	-	12	1	1
AUTO THEFT	9	9	-	-	9	-	3	2	2	2	61	21	40	-	25	5	10
FORGERY, COUNTERFEIT, SEX OFFENSES	42	30	12	-	42	2	6	9	8	17	9	2	7	1	2	3	1
MARIHUANA	-	-	-	-	-	-	-	-	-	-	41	12	29	-	16	-	13
NARCOTICS	1	1	-	-	1	-	-	-	1	-	-	-	-	-	-	-	-
WEAPONS AND FIREARMS	42	41	1	-	38	-	2	9	13	14	1	-	1	-	-	-	1
ESCAPE	24	24	-	-	18	1	2	5	2	8	36	10	26	-	14	2	10
OTHER GENERAL OFFENSES	17	16	1	-	13	1	1	-	4	7	18	2	16	-	5	2	9
IMMIGRATION LAWS	16	15	1	-	11	-	-	-	3	6	12	1	11	-	-	2	9
LIQUOR, INTERNAL REV.	1	1	-	-	1	-	-	1	-	-	10	5	5	-	1	1	3
SELECTIVE SERVICE ACT	-	-	-	-	-	-	-	-	-	-	-	-	1	-	-	-	-
OTHER SPECIAL OFFENSES (FEDERAL STATUTES)	35	32	3	-	19	-	-	3	3	13	-	-	-	-	-	-	-

TABLE 5  
UNITED STATES DISTRICT COURTS  
AGE, PRIOR RECORD, AND SEX OF CONVICTED DEFENDANTS  
TWELVE MONTH PERIOD ENDED JUNE 30, 1979

TWELVE MONTH PERIOD ENDED JUNE 30, 1979																		
CIRCUIT AND DISTRICT	TOTAL DEFENDANTS	SEX			AGE							PRIOR RECORD						
		MALE	FEMALE	CORPORATION	AGE REPORTED	21 AND UNDER	22 TO 24	25 TO 29	30 TO 34	35 AND OVER	TOTAL PRIOR RECORD REPT'D	NO PRIOR RECORD	TOTAL WITH PRIOR RECORD	TYPE OF PRIOR RECORD				
														JUVE-NILE	PROBATION	PRISON 1 YEAR OR LESS	PRISON MORE THAN 1 YEAR	
GEORGIA MIDDLE TOTAL	1,063	1,058	5	-	79	10	8	8	25	28	77	25	52	-	22	1	29	
HOMICIDE	-	-	-	-	-	-	-	-	-	-	-	-	-	-	-	-	-	-
ROBBERY	-	-	-	-	-	-	-	-	-	-	-	-	-	-	-	-	-	-
ASSAULT	5	5	-	-	5	1	-	1	3	-	4	-	4	-	-	-	-	-
BURGLARY	-	-	-	-	-	-	-	-	-	-	-	-	-	-	3	-	-	1
LARCENY AND THEFT	21	19	2	-	16	5	4	1	3	3	-	-	-	-	-	-	-	-
EMBEZZLEMENT	3	2	1	-	3	-	-	-	-	-	16	4	12	-	4	1	7	1
FRAUD	12	12	-	-	10	-	1	-	2	1	3	1	2	-	1	-	-	-
AUTO THEFT	5	5	-	-	5	-	-	1	2	7	9	4	5	-	3	-	2	-
FORGERY, COUNTERFEIT, SEX OFFENSES	2	2	-	-	2	-	-	1	-	4	5	-	5	-	2	-	3	-
MARIHUANA	1	-	-	-	-	-	-	1	-	1	2	1	1	-	-	-	1	-
NARCOTICS	3	3	-	-	3	1	1	-	-	-	1	-	1	-	-	-	-	-
WEAPONS AND FIREARMS	14	13	1	-	14	1	1	1	8	3	12	3	9	-	1	-	-	-
ESCAPE	-	-	-	-	-	-	-	-	-	-	-	-	-	-	-	-	-	-
OTHER GENERAL OFFENSES	906	905	1	-	8	1	-	1	1	5	8	2	5	-	1	-	6	-
IMMIGRATION LAWS	6	6	-	-	6	1	1	-	3	1	6	1	5	-	2	-	3	-
LIQUOR, INTERNAL REV.	-	-	-	-	-	-	-	-	-	-	-	-	-	-	-	-	-	-
SELECTIVE SERVICE ACT	-	-	-	-	-	-	-	-	-	-	-	-	-	-	-	-	-	-
OTHER SPECIAL OFFENSES (FEDERAL STATUTES)	85	85	-	-	6	-	-	2	3	1	8	7	1	-	1	-	-	-
GEORGIA SOUTHERN TOTAL	887	864	23	-	145	5	15	40	44	41	140	49	91	-	53	9	29	
HOMICIDE	1	1	-	-	-	-	-	-	-	-	-	-	-	-	-	-	-	-
ROBBERY	9	9	-	-	7	-	-	-	-	-	-	-	-	-	-	-	-	-
ASSAULT	1	1	-	-	-	-	1	4	1	1	7	1	6	-	2	-	4	-
BURGLARY	-	-	-	-	-	-	-	-	-	-	-	-	-	-	-	-	-	-
LARCENY AND THEFT	48	45	3	-	30	-	2	13	13	2	25	6	19	-	8	3	8	-
EMBEZZLEMENT	7	6	1	-	6	1	-	1	2	2	6	5	1	-	1	-	-	-
FRAUD	21	17	4	-	13	-	1	4	-	8	15	11	4	-	4	-	-	-
AUTO THEFT	7	7	-	-	5	1	-	-	1	3	5	2	3	-	2	-	1	-
FORGERY, COUNTERFEIT, SEX OFFENSES	19	15	4	-	17	1	3	8	3	2	17	3	14	-	7	3	4	-
MARIHUANA	1	1	-	-	1	-	-	1	-	-	1	-	1	-	-	1	-	-
NARCOTICS	18	18	-	-	16	-	2	4	8	2	16	4	12	-	9	1	2	-
WEAPONS AND FIREARMS	23	23	-	-	21	1	1	2	12	5	20	5	15	-	12	-	3	-
ESCAPE	2	2	-	-	11	1	2	-	2	6	10	-	10	-	5	-	5	-
OTHER GENERAL OFFENSES	684	682	2	-	3	-	1	-	1	-	2	2	2	-	-	-	2	-
IMMIGRATION LAWS	-	-	-	-	-	-	-	-	-	2	3	2	1	-	1	-	-	-
LIQUOR, INTERNAL REV.	4	2	2	-	4	-	-	-	-	-	-	-	-	-	-	-	-	-
SELECTIVE SERVICE ACT	-	-	-	-	-	-	-	-	-	4	4	4	-	-	-	-	-	-
OTHER SPECIAL OFFENSES (FEDERAL STATUTES)	30	23	7	-	9	-	1	3	1	4	9	6	3	-	2	1	-	-
LOUISIANA EASTERN TOTAL	326	278	48	-	243	14	32	51	43	103	237	111	126	8	71	6	41	
HOMICIDE	-	-	-	-	-	-	-	-	-	-	-	-	-	-	-	-	-	-
ROBBERY	6	6	-	-	5	-	-	-	-	-	-	-	-	-	-	-	-	-
ASSAULT	-	-	-	-	-	-	-	1	3	1	4	1	3	-	1	-	-	-
BURGLARY	-	-	-	-	-	-	-	-	-	-	-	-	-	-	-	-	-	-
LARCENY AND THEFT	57	35	22	-	45	9	12	11	4	9	45	11	34	4	19	2	9	-
EMBEZZLEMENT	47	39	8	-	38	3	9	10	9	7	38	25	13	1	9	1	2	-
FRAUD	53	50	3	-	39	-	-	1	6	32	39	29	10	-	9	-	1	-
AUTO THEFT	2	2	-	-	1	-	-	-	1	-	1	-	1	-	-	-	1	-
FORGERY, COUNTERFEIT, SEX OFFENSES	19	13	6	-	14	-	2	7	2	3	14	4	10	1	3	-	6	-
MARIHUANA	12	12	-	-	8	-	-	-	-	-	-	-	-	-	-	-	-	-
NARCOTICS	54	47	7	-	45	1	4	9	-	2	8	3	5	-	5	-	-	-
WEAPONS AND FIREARMS	17	17	-	-	16	1	4	2	-	22	46	18	28	1	17	1	9	-
ESCAPE	8	7	1	-	5	-	-	-	4	5	15	4	11	-	2	2	7	-
OTHER GENERAL OFFENSES	13	13	-	-	9	-	-	2	1	2	5	2	3	1	-	-	-	-
IMMIGRATION LAWS	9	9	-	-	3	-	-	-	1	8	5	4	2	-	2	-	-	-
LIQUOR, INTERNAL REV.	-	-	-	-	-	-	-	-	-	2	2	-	2	-	2	-	-	-
SELECTIVE SERVICE ACT	-	-	-	-	-	-	-	-	-	-	-	-	-	-	-	-	-	-
OTHER SPECIAL OFFENSES (FEDERAL STATUTES)	29	28	1	-	15	-	1	2	2	10	14	10	4	-	2	-	2	-

**TABLE 5**  
**UNITED STATES DISTRICT COURTS**  
**AGE, PRIOR RECORD, AND SEX OF CONVICTED DEFENDANTS**  
**TWELVE MONTH PERIOD ENDED JUNE 30, 1979**

CIRCUIT AND DISTRICT	TOTAL DEFENDANTS	SEX			AGE						PRIOR RECORD						
		MALE	FEMALE	CORPORATION	AGE REPORTED	21 AND UNDER	22 TO 24	25 TO 29	30 TO 34	35 AND OVER	TOTAL PRIOR RECORD REPT'D	NO PRIOR RECORD	TOTAL WITH PRIOR RECORD	TYPE OF PRIOR RECORD			
														JUVE- NILE	PROBA- TION	PRISON 1 YEAR OR LESS	PRISON MORE THAN 1 YEAR
LOUISIANA MIDDLE TOTAL	48	37	11	-	41	5	5	12	6	13	37	23	14	-	11	1	2
HOMICIDE	-	-	-	-	-	-	-	-	-	-	-	-	-	-	-	-	-
ROBBERY	2	2	-	-	2	2	-	-	-	-	1	1	-	-	-	-	-
ASSAULT	-	-	-	-	-	-	-	-	-	-	-	-	-	-	-	-	-
BURGLARY	-	-	-	-	-	-	-	-	-	-	-	-	-	-	-	-	-
LARCENY AND THEFT	8	4	4	-	8	-	2	2	2	2	7	1	6	-	5	-	1
EMBEZZLEMENT	4	3	1	-	4	1	-	2	-	1	4	4	-	-	-	-	-
FRAUD	12	8	4	-	11	1	-	3	2	5	11	9	2	-	2	-	-
AUTO THEFT	-	-	-	-	-	-	-	-	-	-	-	-	-	-	-	-	-
FORGERY, COUNTERFEIT.	1	1	-	-	1	-	1	-	-	-	1	1	-	-	-	-	-
SEX OFFENSES	-	-	-	-	-	-	-	-	-	-	-	-	-	-	-	-	-
MARIHUANA	-	-	-	-	-	-	-	-	-	-	-	-	-	-	-	-	-
NARCOTICS	13	11	2	-	12	1	2	3	2	4	10	6	4	-	3	-	1
WEAPONS AND FIREARMS	2	2	-	-	2	-	-	2	-	-	1	1	-	-	-	-	-
ESCAPE	1	1	-	-	1	-	-	-	-	1	1	-	1	-	1	-	-
OTHER GENERAL OFFENSES	1	1	-	-	-	-	-	-	-	-	1	-	1	-	-	1	-
IMMIGRATION LAWS	-	-	-	-	-	-	-	-	-	-	-	-	-	-	-	-	-
LIQUOR, INTERNAL REV.	-	-	-	-	-	-	-	-	-	-	-	-	-	-	-	-	-
SELECTIVE SERVICE ACT	-	-	-	-	-	-	-	-	-	-	-	-	-	-	-	-	-
OTHER SPECIAL OFFENSES (FEDERAL STATUTES)	4	4	-	-	-	-	-	-	-	-	-	-	-	-	-	-	-
LOUISIANA WESTERN TOTAL	145	127	18	-	94	7	13	17	10	47	90	54	36	1	16	4	15
HOMICIDE	1	1	-	-	-	-	-	-	-	-	-	-	-	-	-	-	-
ROBBERY	5	5	-	-	3	-	-	-	1	2	3	-	3	-	1	1	1
ASSAULT	1	1	-	-	1	1	-	-	-	-	1	1	-	-	-	-	-
BURGLARY	-	-	-	-	-	-	-	-	-	-	-	-	-	-	-	-	-
LARCENY AND THEFT	31	25	6	-	18	3	3	4	2	6	17	9	8	-	4	3	1
EMBEZZLEMENT	18	13	5	-	13	1	2	4	1	5	12	12	-	-	-	-	-
FRAUD	25	23	2	-	19	-	-	1	2	16	19	13	6	-	3	-	3
AUTO THEFT	3	3	-	-	2	-	-	-	1	1	2	-	2	-	-	-	2
FORGERY, COUNTERFEIT.	21	18	3	-	16	1	6	4	1	4	15	6	9	1	4	-	4
SEX OFFENSES	-	-	-	-	-	-	-	-	-	-	-	-	-	-	-	-	-
MARIHUANA	5	5	-	-	5	1	-	-	1	3	5	4	1	-	-	-	1
NARCOTICS	1	1	-	-	1	-	-	1	-	-	1	1	-	-	-	-	-
WEAPONS AND FIREARMS	8	8	-	-	5	-	-	2	-	3	4	2	2	-	-	-	2
ESCAPE	5	3	2	-	5	-	-	-	-	5	5	3	2	-	2	-	-
OTHER GENERAL OFFENSES	11	11	-	-	2	-	2	-	-	-	2	1	1	-	-	-	1
IMMIGRATION LAWS	-	-	-	-	-	-	-	-	-	-	-	-	-	-	-	-	-
LIQUOR, INTERNAL REV.	-	-	-	-	-	-	-	-	-	-	-	-	-	-	-	-	-
SELECTIVE SERVICE ACT	-	-	-	-	-	-	-	-	-	-	-	-	-	-	-	-	-
OTHER SPECIAL OFFENSES (FEDERAL STATUTES)	10	10	-	-	4	-	-	1	1	2	4	2	2	-	2	-	-
MISSISSIPPI NORTHERN TOTAL	71	63	8	-	66	2	3	11	14	36	65	28	37	-	12	8	17
HOMICIDE	-	-	-	-	-	-	-	-	-	-	-	-	-	-	-	-	-
ROBBERY	2	2	-	-	2	1	-	1	-	-	2	1	1	-	1	-	-
ASSAULT	-	-	-	-	-	-	-	-	-	-	-	-	-	-	-	-	-
BURGLARY	-	-	-	-	-	-	-	-	-	-	-	-	-	-	-	-	-
LARCENY AND THEFT	4	3	1	-	4	-	1	-	-	3	4	1	3	-	1	1	1
EMBEZZLEMENT	4	2	2	-	4	-	-	2	-	2	4	4	-	-	-	-	-
FRAUD	19	17	2	-	19	-	-	4	6	9	18	8	10	-	4	3	3
AUTO THEFT	3	3	-	-	2	-	-	-	-	2	2	-	2	-	-	-	2
FORGERY, COUNTERFEIT.	6	3	3	-	6	1	-	-	3	2	6	2	4	-	2	2	-
SEX OFFENSES	-	-	-	-	-	-	-	-	-	-	-	-	-	-	-	-	-
MARIHUANA	-	-	-	-	-	-	-	-	-	-	-	-	-	-	-	-	-
NARCOTICS	-	-	-	-	-	-	-	-	-	-	-	-	-	-	-	-	-
WEAPONS AND FIREARMS	16	16	-	-	14	-	1	3	4	6	14	1	13	-	3	1	9
ESCAPE	2	2	-	-	1	-	-	-	-	1	1	-	1	-	1	-	-
OTHER GENERAL OFFENSES	9	9	-	-	9	-	1	-	1	7	9	6	3	-	-	1	2
IMMIGRATION LAWS	-	-	-	-	-	-	-	-	-	-	-	-	-	-	-	-	-
LIQUOR, INTERNAL REV.	-	-	-	-	-	-	-	-	-	-	-	-	-	-	-	-	-
SELECTIVE SERVICE ACT	-	-	-	-	-	-	-	-	-	-	-	-	-	-	-	-	-
OTHER SPECIAL OFFENSES (FEDERAL STATUTES)	6	6	-	-	5	-	-	1	-	4	5	5	-	-	-	-	-

**TABLE 5**  
**UNITED STATES DISTRICT COURTS**  
**AGE, PRIOR RECORD, AND SEX OF CONVICTED DEFENDANTS**  
**TWELVE MONTH PERIOD ENDED JUNE 30, 1979**

CIRCUIT AND DISTRICT	TOTAL DEFEN- DANTS	SEX			AGE						PRIOR RECORD						
		MALE	FEMALE	COR- PORA- TION	AGE RE- PORTED	21 AND UNDER	22 TO 24	25 TO 29	30 TO 34	35 AND OVER	TOTAL PRIOR RECORD REPT'D	NO PRIOR RECORD	TOTAL WITH PRIOR RECORD	TYPE OF PRIOR RECORD			
														JUVE- NILE	PROBA- TION	PRISON 1 YEAR OR LESS	PRISON MORE THAN 1 YEAR
MISSISSIPPI SOUTHERN TOTAL	71	63	8	-	38	2	4	5	3	24	36	21	15	-	8	1	6
HOMICIDE	1	1	-	-	1	-	-	-	-	1	1	1	-	-	-	-	-
ROBBERY	4	4	-	-	3	-	1	2	-	-	2	1	1	-	1	-	-
ASSAULT	3	3	-	-	-	-	-	-	-	-	-	-	-	-	-	-	-
BURGLARY	-	-	-	-	-	-	-	-	-	-	-	-	-	-	-	-	-
LARCENY AND THEFT	7	6	1	-	2	1	-	-	1	-	2	-	2	-	1	1	-
EMBEZZLEMENT	4	2	2	-	1	-	-	-	-	1	-	-	-	-	-	-	-
FRAUD	14	13	1	-	9	-	-	1	-	8	9	7	2	-	2	-	-
AUTO THEFT	1	1	-	-	-	-	-	-	-	-	-	-	-	-	-	-	-
FORGERY, COUNTERFEIT.	6	4	2	-	6	-	-	-	1	5	6	3	3	-	1	-	2
SEX OFFENSES	-	-	-	-	-	-	-	-	-	-	-	-	-	-	-	-	-
MARIHUANA	1	1	-	-	-	-	-	-	-	-	-	-	-	-	-	-	-
NARCOTICS	3	2	1	-	3	-	3	-	-	-	3	2	1	-	1	-	-
WEAPONS AND FIREARMS	15	14	1	-	8	1	-	2	-	5	8	2	6	-	2	-	4
ESCAPE	-	-	-	-	-	-	-	-	-	-	-	-	-	-	-	-	-
OTHER GENERAL OFFENSES	5	5	-	-	3	-	-	-	-	3	3	3	-	-	-	-	-
IMMIGRATION LAWS	-	-	-	-	-	-	-	-	-	-	-	-	-	-	-	-	-
LIQUOR, INTERNAL REV.	-	-	-	-	-	-	-	-	-	-	-	-	-	-	-	-	-
SELECTIVE SERVICE ACT	-	-	-	-	-	-	-	-	-	-	-	-	-	-	-	-	-
OTHER SPECIAL OFFENSES (FEDERAL STATUTES)	7	7	-	-	2	-	-	-	1	1	2	2	-	-	-	-	-
TEXAS NORTHERN TOTAL	535	439	95	1	420	19	39	107	102	153	369	88	281	4	124	38	115
HOMICIDE	-	-	-	-	-	-	-	-	-	-	-	-	-	-	-	-	-
ROBBERY	1	1	-	-	1	-	-	-	-	1	1	1	-	-	-	-	-
ASSAULT	3	3	-	-	2	-	-	2	-	-	2	-	2	-	2	-	-
BURGLARY	-	-	-	-	-	-	-	-	-	-	-	-	-	-	-	-	-
LARCENY AND THEFT	77	59	18	-	68	9	7	15	22	15	63	11	52	1	24	6	21
EMBEZZLEMENT	27	16	11	-	19	-	2	7	4	6	16	10	6	-	5	-	1
FRAUD	131	119	12	-	86	2	-	7	18	59	67	22	45	1	25	8	11
AUTO THEFT	13	12	1	-	10	-	2	2	-	6	9	1	8	-	3	2	3
FORGERY, COUNTERFEIT.	73	47	26	-	64	3	14	25	11	11	59	6	53	2	25	11	15
SEX OFFENSES	-	-	-	-	-	-	-	-	-	-	-	-	-	-	-	-	-
MARIHUANA	20	20	-	-	17	-	1	4	7	5	16	3	13	-	2	-	11
NARCOTICS	67	55	12	-	61	2	2	20	20	17	53	15	38	-	18	6	14
WEAPONS AND FIREARMS	20	19	1	-	16	-	1	5	5	5	17	5	12	-	3	-	9
ESCAPE	35	28	7	-	28	2	5	8	6	7	26	-	26	-	2	-	24
OTHER GENERAL OFFENSES	15	13	2	-	8	1	-	-	2	5	8	3	5	-	0	-	2
IMMIGRATION LAWS	23	22	1	-	20	-	3	8	3	6	16	5	11	-	7	3	1
LIQUOR, INTERNAL REV.	-	-	-	-	-	-	-	-	-	-	-	-	-	-	-	-	-
SELECTIVE SERVICE ACT	-	-	-	-	-	-	-	-	-	-	-	-	-	-	-	-	-
OTHER SPECIAL OFFENSES (FEDERAL STATUTES)	30	25	4	1	20	-	2	4	4	10	16	6	10	-	5	2	3
TEXAS EASTERN TOTAL	150	118	31	1	120	5	16	29	24	46	87	23	64	1	29	3	31
HOMICIDE	3	3	-	-	2	-	-	2	-	-	2	-	2	-	-	-	2
ROBBERY	1	1	-	-	-	-	-	-	-	-	-	-	-	-	-	-	-
ASSAULT	2	2	-	-	1	-	-	1	-	-	1	-	1	-	-	-	1
BURGLARY	2	2	-	-	2	-	1	-	1	-	2	-	2	-	-	-	2
LARCENY AND THEFT	22	11	11	-	21	3	5	6	5	2	15	1	14	1	6	1	6
EMBEZZLEMENT	8	5	3	-	8	-	1	3	2	2	6	3	3	-	3	-	-
FRAUD	17	15	2	-	13	-	-	2	1	10	8	5	3	-	1	1	1
AUTO THEFT	13	12	1	-	7	-	-	2	-	5	6	2	4	-	2	-	2
FORGERY, COUNTERFEIT.	15	9	6	-	14	2	2	6	2	2	12	2	10	-	8	-	2
SEX OFFENSES	-	-	-	-	-	-	-	-	-	-	-	-	-	-	-	-	-
MARIHUANA	4	4	-	-	4	-	-	1	1	2	2	-	2	-	2	-	-
NARCOTICS	3	3	-	-	2	-	-	-	-	2	2	-	2	-	2	-	-
WEAPONS AND FIREARMS	21	21	-	-	16	-	1	1	5	9	12	3	9	-	3	1	5
ESCAPE	17	15	2	-	13	-	2	5	4	2	10	-	10	-	-	-	10
OTHER GENERAL OFFENSES	8	7	-	1	6	-	1	-	-	5	3	3	-	-	-	-	-
IMMIGRATION LAWS	-	-	-	-	-	-	-	-	-	-	-	-	-	-	-	-	-
LIQUOR, INTERNAL REV.	1	1	-	-	-	-	-	-	-	-	-	-	-	-	-	-	-
SELECTIVE SERVICE ACT	-	-	-	-	-	-	-	-	-	-	-	-	-	-	-	-	-
OTHER SPECIAL OFFENSES (FEDERAL STATUTES)	13	7	6	-	11	-	3	-	3	5	6	4	2	-	2	-	-

**TABLE 5**  
**UNITED STATES DISTRICT COURTS**  
**AGE, PRIOR RECORD, AND SEX OF CONVICTED DEFENDANTS**  
**TWELVE MONTH PERIOD ENDED JUNE 30, 1979**

CIRCUIT AND DISTRICT	TOTAL DEFENDANTS	SEX			AGE						PRIOR RECORD						
		MALE	FEMALE	COR- PORATION	AGE RE- PORTED	21 AND UNDER	22 TO 24	25 TO 29	30 TO 34	35 AND OVER	TOTAL PRIOR RECORD REPT'D	NO PRIOR RECORD	TOTAL WITH PRIOR RECORD	TYPE OF PRIOR RECORD			
														JUVE- NILE	PROBA- TION	PRISON 1 YEAR OR LESS	PRISON MORE THAN 1 YEAR
TEXAS SOUTHERN TOTAL	1,640	1,545	95	-	1,053	90	165	256	194	348	836	423	413	4	299	35	75
HOMICIDE	-	-	-	-	-	-	-	-	-	-	-	-	-	-	-	-	-
ROBBERY	16	16	-	-	8	-	2	2	1	3	8	-	8	-	2	1	5
ASSAULT	9	8	1	-	2	-	-	-	1	1	2	1	1	-	1	-	-
BURGLARY	-	-	-	-	-	-	-	-	-	-	-	-	-	-	-	-	-
LARCENY AND THEFT	25	18	7	-	18	2	3	5	4	4	13	8	5	-	2	1	2
EMBEZZLEMENT	48	35	13	-	33	3	3	13	6	8	31	27	4	-	3	-	1
FRAUD	125	119	6	-	86	9	13	18	11	35	53	40	13	-	10	2	1
AUTO THEFT	22	22	-	-	14	3	-	1	2	8	14	6	8	-	3	1	4
FORGERY, COUNTERFEIT	38	34	4	-	26	3	3	6	6	8	22	6	16	-	8	2	6
SEX OFFENSES	-	-	-	-	-	-	-	-	-	-	-	-	-	-	-	-	-
MARIHUANA	325	310	15	-	241	9	53	76	47	56	201	95	106	1	81	12	12
NARCOTICS	144	136	8	-	73	3	6	16	20	28	65	21	44	-	33	5	6
WEAPONS AND FIREARMS	46	45	1	-	35	2	2	8	4	19	32	6	26	-	8	2	16
ESCAPE	34	33	1	-	11	-	3	1	2	5	10	1	9	-	4	-	5
OTHER GENERAL OFFENSES	15	15	-	-	12	-	1	1	4	6	10	3	7	-	5	-	2
IMMIGRATION LAWS	710	679	31	-	447	53	75	105	78	136	337	184	153	1	134	6	12
LIQUOR, INTERNAL REV.	-	-	-	-	-	-	-	-	-	-	-	-	-	-	-	-	-
SELECTIVE SERVICE ACT	-	-	-	-	-	-	-	-	-	-	-	-	-	-	-	-	-
OTHER SPECIAL OFFENSES (FEDERAL STATUTES)	83	75	8	-	47	3	1	4	8	31	38	25	13	2	5	3	3
TEXAS WESTERN TOTAL	793	714	76	3	613	53	81	138	114	227	576	221	355	2	178	50	125
HOMICIDE	3	2	1	-	3	2	1	-	-	-	3	2	1	-	1	-	-
ROBBERY	8	8	-	-	8	2	1	2	2	1	7	3	4	-	1	-	3
ASSAULT	7	7	-	-	3	-	1	-	2	-	3	1	2	-	-	-	2
BURGLARY	4	4	-	-	4	2	-	-	-	2	4	2	2	-	-	-	2
LARCENY AND THEFT	79	68	11	-	37	11	7	5	3	11	27	16	11	-	5	-	6
EMBEZZLEMENT	11	6	5	-	10	3	2	1	3	1	9	6	3	-	3	-	-
FRAUD	80	70	7	3	64	-	5	6	9	44	60	30	30	-	21	1	8
AUTO THEFT	9	9	-	-	6	1	1	-	3	1	6	3	3	-	1	-	2
FORGERY, COUNTERFEIT	36	30	6	-	26	4	7	3	6	6	25	6	19	-	10	-	9
SEX OFFENSES	3	3	-	-	3	2	-	-	-	1	3	2	1	-	1	-	-
MARIHUANA	111	105	6	-	94	7	15	31	16	25	88	38	50	2	34	4	10
NARCOTICS	168	155	13	-	147	8	23	38	27	51	144	55	89	-	48	14	27
WEAPONS AND FIREARMS	33	32	1	-	30	-	2	9	6	13	28	5	23	-	3	2	18
ESCAPE	47	44	3	-	33	1	5	8	5	14	32	8	24	-	5	3	16
OTHER GENERAL OFFENSES	8	8	-	-	6	1	-	2	1	2	6	5	1	-	1	-	-
IMMIGRATION LAWS	162	144	18	-	124	9	9	28	28	50	117	32	85	-	39	25	21
LIQUOR, INTERNAL REV.	-	-	-	-	-	-	-	-	-	-	-	-	-	-	-	-	-
SELECTIVE SERVICE ACT	-	-	-	-	-	-	-	-	-	-	-	-	-	-	-	-	-
OTHER SPECIAL OFFENSES (FEDERAL STATUTES)	24	19	5	-	15	-	2	5	3	5	14	7	7	-	5	1	1
CANAL ZONE TOTAL	228	219	9	-	145	69	26	12	13	25	142	83	59	-	20	23	16
HOMICIDE	3	3	-	-	-	-	-	-	-	-	-	-	-	-	-	-	-
ROBBERY	20	20	-	-	16	6	9	1	-	-	15	11	4	-	2	2	-
ASSAULT	10	10	-	-	4	2	1	-	-	1	4	1	3	-	1	2	-
BURGLARY	42	41	1	-	21	11	1	1	4	4	22	8	14	-	1	6	7
LARCENY AND THEFT	33	31	2	-	21	10	1	2	3	5	21	13	8	-	3	3	2
EMBEZZLEMENT	9	8	1	-	5	-	-	1	1	3	5	2	3	-	-	1	2
FRAUD	4	4	-	-	1	1	-	-	-	-	1	1	-	-	-	-	-
AUTO THEFT	1	1	-	-	1	-	1	-	-	-	1	1	-	-	-	-	-
FORGERY, COUNTERFEIT	6	2	4	-	6	-	1	1	1	3	6	5	1	-	-	1	-
SEX OFFENSES	3	3	-	-	1	1	-	-	-	-	1	1	-	-	-	-	-
MARIHUANA	66	65	1	-	52	32	9	5	3	3	51	31	20	-	9	8	3
NARCOTICS	13	13	-	-	10	5	1	1	-	3	8	6	2	-	2	-	-
WEAPONS AND FIREARMS	1	1	-	-	-	-	-	-	-	-	-	-	-	-	-	-	-
ESCAPE	6	6	-	-	2	1	1	-	-	-	2	-	2	-	-	-	2
OTHER GENERAL OFFENSES	9	9	-	-	4	-	1	-	1	2	4	2	2	-	2	-	-
IMMIGRATION LAWS	1	1	-	-	-	-	-	-	-	-	-	-	-	-	-	-	-
LIQUOR, INTERNAL REV.	-	-	-	-	-	-	-	-	-	-	-	-	-	-	-	-	-
SELECTIVE SERVICE ACT	-	-	-	-	-	-	-	-	-	-	-	-	-	-	-	-	-
OTHER SPECIAL OFFENSES (FEDERAL STATUTES)	1	1	-	-	1	-	-	-	-	1	1	1	-	-	-	-	-

**TABLE 5**  
**UNITED STATES DISTRICT COURTS**  
**AGE, PRIOR RECORD, AND SEX OF CONVICTED DEFENDANTS**  
**TWELVE MONTH PERIOD ENDED JUNE 30, 1979**

CIRCUIT AND DISTRICT	TOTAL DEFEN- DANTS	SEX			COR- PORA- TION	AGE RE- PORTED	AGE					TOTAL PRIOR RECORD REPT'D	NO PRIOR RECORD	TOTAL WITH PRIOR RECORD	TYPE OF PRIOR RECORD			
		MALE	FEMALE	21 AND UNDER			22 TO 24	25 TO 29	30 TO 34	35 AND OVER	JUVENILE				PROBA- TION	PRISON 1 YEAR OR LESS	PRISON MORE THAN 1 YEAR	
KENTUCKY EASTERN TOTAL	222	194	28	-	123	15	20	24	21	43	121	32	89	4	43	7	35	
HOMICIDE	1	1	-	-	1	-	-	1	-	-	1	-	1	-	-	-	1	
ROBBERY	6	6	-	-	5	1	-	1	-	3	5	1	4	-	2	-	2	
ASSAULT	1	-	1	-	1	-	-	-	1	-	1	-	1	-	-	-	1	
BURGLARY	1	1	-	-	1	-	-	-	-	1	1	-	1	-	-	-	1	
LARCENY AND THEFT	28	21	7	-	19	8	3	4	2	2	19	4	15	2	8	2	3	
EMBEZZLEMENT	4	1	3	-	4	-	-	1	1	2	4	3	1	-	1	-	-	
FRAUD	27	23	4	-	13	-	1	2	-	10	13	7	6	-	5	-	1	
AUTO THEFT	14	14	-	-	7	-	2	1	3	1	7	1	6	-	4	-	2	
FORGERY, COUNTERFEIT.	19	15	4	-	9	2	3	3	1	-	8	4	4	-	2	1	1	
SEX OFFENSES	-	-	-	-	-	-	-	-	-	-	-	-	-	-	-	-	-	
MARIHUANA	1	1	-	-	-	-	-	-	-	-	-	-	-	-	-	-	-	
NARCOTICS	11	10	1	-	6	-	1	-	3	2	6	2	4	-	4	-	-	
WEAPONS AND FIREARMS	26	25	1	-	18	-	2	4	5	7	18	3	15	-	3	1	11	
ESCAPE	19	16	3	-	11	1	1	3	3	3	11	1	10	-	-	-	10	
OTHER GENERAL OFFENSES	32	30	2	-	14	1	2	-	1	10	13	5	8	-	6	1	1	
IMMIGRATION LAWS	-	-	-	-	-	-	-	-	-	-	-	-	-	-	-	-	-	
LIQUOR, INTERNAL REV.	2	2	-	-	1	-	-	-	-	1	1	-	1	-	1	-	-	
SELECTIVE SERVICE ACT	-	-	-	-	-	-	-	-	-	-	-	-	-	-	-	-	-	
OTHER SPECIAL OFFENSES (FEDERAL STATUTES)	30	28	2	-	13	2	5	4	1	1	13	1	12	2	7	2	1	
KENTUCKY WESTERN TOTAL	486	444	38	4	236	38	34	52	32	80	215	86	129	2	66	18	43	
HOMICIDE	-	-	-	-	-	-	-	-	-	-	-	-	-	-	-	-	-	
ROBBERY	12	11	1	-	5	-	-	1	2	2	5	-	5	-	1	1	3	
ASSAULT	6	6	-	-	3	1	-	2	-	-	3	1	2	-	2	-	-	
BURGLARY	2	2	-	-	1	-	-	-	-	1	1	-	1	-	-	-	1	
LARCENY AND THEFT	211	200	11	-	58	19	19	14	5	1	42	18	24	-	12	6	6	
EMBEZZLEMENT	7	3	4	-	7	-	-	4	-	3	7	7	-	-	-	-	-	
FRAUD	51	45	6	-	36	2	-	3	4	27	35	19	16	-	12	2	2	
AUTO THEFT	16	15	1	-	10	-	3	3	1	3	10	1	9	-	4	-	5	
FORGERY, COUNTERFEIT.	38	33	5	-	29	6	6	6	4	7	27	4	23	-	8	8	7	
SEX OFFENSES	3	3	-	-	2	2	-	-	-	-	1	1	-	-	-	-	-	
MARIHUANA	16	11	5	-	13	5	1	5	2	-	13	6	7	1	4	-	2	
NARCOTICS	9	8	-	1	7	-	-	3	1	3	7	5	2	-	2	-	-	
WEAPONS AND FIREARMS	25	24	1	-	16	1	1	3	3	8	16	3	13	-	3	-	10	
ESCAPE	15	13	2	-	6	-	1	1	1	3	5	-	5	-	-	-	5	
OTHER GENERAL OFFENSES	32	31	-	1	24	-	1	6	8	9	24	6	18	-	16	-	2	
IMMIGRATION LAWS	2	1	-	1	1	1	-	-	-	-	1	1	-	-	-	-	-	
LIQUOR, INTERNAL REV.	-	-	-	-	-	-	-	-	-	-	-	-	-	-	-	-	-	
SELECTIVE SERVICE ACT	-	-	-	-	-	-	-	-	-	-	-	-	-	-	-	-	-	
OTHER SPECIAL OFFENSES (FEDERAL STATUTES)	41	38	2	1	18	1	2	1	1	13	18	14	4	1	2	1	-	
MICHIGAN EASTERN TOTAL	664	581	83	-	420	20	36	102	93	169	397	122	275	-	115	73	87	
HOMICIDE	-	-	-	-	-	-	-	-	-	-	-	-	-	-	-	-	-	
ROBBERY	28	27	1	-	12	2	1	4	1	4	10	3	7	-	1	3	3	
ASSAULT	4	4	-	-	2	-	-	-	2	-	1	1	-	-	-	-	-	
BURGLARY	3	3	-	-	3	1	-	2	-	-	3	1	2	-	1	-	1	
LARCENY AND THEFT	52	47	5	-	29	4	4	4	14	3	28	6	22	-	5	10	7	
EMBEZZLEMENT	24	13	11	-	20	1	3	3	4	9	20	15	5	-	3	2	-	
FRAUD	123	109	14	-	89	2	1	8	18	63	87	46	41	-	26	9	6	
AUTO THEFT	12	12	-	-	5	-	-	3	1	1	5	-	5	-	2	-	3	
FORGERY, COUNTERFEIT.	87	68	19	-	63	2	8	14	16	23	61	6	55	-	14	19	22	
SEX OFFENSES	-	-	-	-	-	-	-	-	-	-	-	-	-	-	-	-	-	
MARIHUANA	18	15	3	-	8	-	1	4	2	1	7	3	4	-	3	1	-	
NARCOTICS	143	130	13	-	88	2	9	29	21	25	83	24	59	-	23	18	18	
WEAPONS AND FIREARMS	64	62	2	-	41	5	4	11	6	15	40	4	36	-	12	6	18	
ESCAPE	7	7	-	-	2	-	-	1	1	-	2	1	1	-	1	-	-	
OTHER GENERAL OFFENSES	39	36	3	-	21	-	2	1	1	17	19	7	12	-	4	1	7	
IMMIGRATION LAWS	18	18	-	-	14	-	1	7	3	3	7	3	4	-	1	2	1	
LIQUOR, INTERNAL REV.	-	-	-	-	-	-	-	-	-	-	-	-	-	-	-	-	-	
SELECTIVE SERVICE ACT	-	-	-	-	-	-	-	-	-	-	-	-	-	-	-	-	-	
OTHER SPECIAL OFFENSES (FEDERAL STATUTES)	42	30	12	-	25	1	2	11	6	5	24	2	22	-	19	2	1	

**TABLE 5**  
**UNITED STATES DISTRICT COURTS**  
**AGE, PRIOR RECORD, AND SEX OF CONVICTED DEFENDANTS**  
**TWELVE MONTH PERIOD ENDED JUNE 30, 1979**

CIRCUIT AND DISTRICT	TOTAL DEFENDANTS	SEX			AGE							PRIOR RECORD						
		MALE	FEMALE	CORPORATION	AGE REPORTED	21 AND UNDER	22 TO 24	25 TO 29	30 TO 34	35 AND OVER	TOTAL PRIOR RECORD REPT'D	NO PRIOR RECORD	TOTAL WITH PRIOR RECORD	TYPE OF PRIOR RECORD				
														JUVE- NILE	PROBA- TION	PRISON 1 YEAR OR LESS	PRISON MORE THAN 1 YEAR	
MICHIGAN WESTERN TOTAL	183	142	41	-	127	8	21	32	25	41	125	56	69	2	19	30	18	
HOMICIDE	1	1	-	-	1	1	-	-	-	-	1	1	-	-	-	-	-	
ROBBERY	8	8	-	-	3	-	-	1	1	1	3	-	3	-	-	-	3	
ASSAULT	2	2	-	-	2	1	-	-	1	-	1	-	1	-	-	-	1	
BURGLARY	-	-	-	-	-	-	-	-	-	-	-	-	-	-	-	-	-	
LARCENY AND THEFT	29	17	12	-	23	2	6	7	3	5	23	6	17	1	7	7	2	
EMBEZZLEMENT	17	5	12	-	14	-	4	5	2	3	13	12	1	-	-	1	-	
FRAUD	34	30	4	-	25	1	2	4	4	14	25	18	7	-	1	5	1	
AUTO THEFT	5	3	2	-	4	-	2	-	1	1	4	2	2	-	1	1	-	
FORGERY, COUNTERFEIT.	36	25	11	-	29	3	5	9	6	6	29	10	19	1	3	9	6	
SEX OFFENSES	1	1	-	-	-	-	-	-	-	-	-	-	-	-	-	-	-	
MARIHUANA	-	-	-	-	-	-	-	-	-	-	-	-	-	-	-	-	-	
NARCOTICS	16	16	-	-	9	-	1	3	4	1	9	3	6	-	2	3	1	
WEAPONS AND FIREARMS	7	7	-	-	5	-	-	2	1	2	5	-	5	-	-	2	3	
ESCAPE	-	-	-	-	-	-	-	-	-	-	-	-	-	-	-	-	-	
OTHER GENERAL OFFENSES	3	3	-	-	3	-	-	-	-	3	3	1	2	-	2	-	-	
IMMIGRATION LAWS	2	2	-	-	-	-	-	-	-	-	-	-	-	-	-	-	-	
LIQUOR, INTERNAL REV.	-	-	-	-	-	-	-	-	-	-	-	-	-	-	-	-	-	
SELECTIVE SERVICE ACT	-	-	-	-	-	-	-	-	-	-	-	-	-	-	-	-	-	
OTHER SPECIAL OFFENSES (FEDERAL STATUTES)	22	22	-	-	9	-	1	1	2	5	9	3	6	-	3	2	1	
OHIO NORTHERN TOTAL	383	337	38	8	247	8	24	42	35	138	252	126	126	3	59	29	35	
HOMICIDE	-	-	-	-	-	-	-	-	-	-	-	-	-	-	-	-	-	
ROBBERY	23	22	1	-	11	2	2	3	1	3	11	2	9	1	1	3	4	
ASSAULT	2	2	-	-	1	-	-	-	-	1	1	1	-	-	-	-	-	
BURGLARY	-	-	-	-	-	-	-	-	-	-	-	-	-	-	-	-	-	
LARCENY AND THEFT	40	35	5	-	32	2	7	9	2	12	32	9	23	1	11	2	9	
EMBEZZLEMENT	41	28	13	-	34	1	6	5	5	17	34	30	4	-	3	1	-	
FRAUD	80	74	6	-	63	-	1	2	7	53	59	38	21	-	13	5	3	
AUTO THEFT	11	11	-	-	3	-	-	-	-	3	3	-	3	-	-	-	3	
FORGERY, COUNTERFEIT.	48	36	12	-	33	1	4	10	8	10	32	9	23	-	7	9	7	
SEX OFFENSES	-	-	-	-	-	-	-	-	-	-	-	-	-	-	-	-	-	
MARIHUANA	1	1	-	-	-	-	-	-	-	-	-	-	-	-	-	-	-	
NARCOTICS	12	12	-	-	3	-	-	-	2	1	3	-	3	-	2	1	-	
WEAPONS AND FIREARMS	50	50	-	-	32	1	2	7	6	16	32	14	18	1	6	4	7	
ESCAPE	-	-	-	-	-	-	-	-	-	-	-	-	-	-	-	-	-	
OTHER GENERAL OFFENSES	18	17	1	-	8	1	-	1	2	4	7	1	6	-	3	2	1	
IMMIGRATION LAWS	2	2	-	-	-	-	-	-	-	-	-	-	-	-	-	-	-	
LIQUOR, INTERNAL REV.	-	-	-	-	-	-	-	-	-	-	-	-	-	-	-	-	-	
SELECTIVE SERVICE ACT	-	-	-	-	-	-	-	-	-	-	-	-	-	-	-	-	-	
OTHER SPECIAL OFFENSES (FEDERAL STATUTES)	55	47	-	8	27	-	2	5	2	18	38	22	16	-	13	2	1	
OHIO SOUTHERN TOTAL	278	240	38	-	131	22	23	40	27	69	174	75	99	3	47	17	32	
HOMICIDE	-	-	-	-	-	-	-	-	-	-	-	-	-	-	-	-	-	
ROBBERY	30	29	1	-	12	2	4	3	2	1	12	1	11	-	2	2	7	
ASSAULT	1	1	-	-	-	-	-	-	-	-	-	-	-	-	-	-	-	
BURGLARY	1	1	-	-	1	1	-	-	-	-	1	-	1	-	-	-	1	
LARCENY AND THEFT	48	39	9	-	37	6	8	8	6	9	36	11	25	1	10	6	8	
EMBEZZLEMENT	32	24	8	-	25	1	2	6	5	11	23	17	6	-	5	-	1	
FRAUD	56	47	9	-	35	2	2	5	5	21	34	20	14	-	11	2	1	
AUTO THEFT	7	7	-	-	5	1	-	-	1	3	4	1	3	-	1	-	2	
FORGERY, COUNTERFEIT.	48	37	11	-	36	5	7	13	4	7	35	11	24	2	10	6	6	
SEX OFFENSES	-	-	-	-	-	-	-	-	-	-	-	-	-	-	-	-	-	
MARIHUANA	-	-	-	-	-	-	-	-	-	-	-	-	-	-	-	-	-	
NARCOTICS	12	12	-	-	6	2	-	-	-	4	6	5	1	-	1	-	-	
WEAPONS AND FIREARMS	13	13	-	-	8	-	-	-	3	5	7	1	6	-	2	1	3	
ESCAPE	3	3	-	-	1	-	-	1	-	-	1	-	1	-	-	-	1	
OTHER GENERAL OFFENSES	17	17	-	-	9	-	-	3	-	6	9	4	5	-	3	-	2	
IMMIGRATION LAWS	2	2	-	-	1	-	-	-	1	-	1	-	1	-	1	-	-	
LIQUOR, INTERNAL REV.	-	-	-	-	-	-	-	-	-	-	-	-	-	-	-	-	-	
SELECTIVE SERVICE ACT	-	-	-	-	-	-	-	-	-	-	-	-	-	-	-	-	-	
OTHER SPECIAL OFFENSES (FEDERAL STATUTES)	8	8	-	-	5	2	-	1	-	2	5	4	1	-	1	-	-	

**TABLE 5**  
**UNITED STATES DISTRICT COURTS**  
**AGE, PRIOR RECORD, AND SEX OF CONVICTED DEFENDANTS**  
**TWELVE MONTH PERIOD ENDED JUNE 30, 1979**

CIRCUIT AND DISTRICT	TOTAL DEFEN- DANTS	SEX			AGE						PRIOR RECORD						
		MALE	FEMALE	COR- PORATION	AGE RE- PORTED	21 AND UNDER	22 TO 24	25 TO 29	30 TO 34	35 AND OVER	TOTAL PRIOR RECORD REPT'D	NO PRIOR RECORD	TOTAL WITH PRIOR RECORD	TYPE OF PRIOR RECORD			
														JUVE- NILE	PROBA- TION	PRISON 1 YEAR OR LESS	PRISON MORE THAN 1 YEAR
TENNESSEE EASTERN TOTAL	150	127	23	-	90	4	11	18	17	40	82	39	43	1	18	13	11
HOMICIDE	-	-	-	-	-	-	-	-	-	-	-	-	-	-	-	-	-
ROBBERY	11	11	-	-	5	2	-	-	2	1	4	-	4	-	-	2	2
ASSAULT	2	1	1	-	2	-	1	-	-	1	1	1	-	-	-	-	-
BURGLARY	-	-	-	-	-	-	-	-	-	-	-	-	-	-	-	-	-
LARCENY AND THEFT	17	15	2	-	7	-	1	2	2	2	5	-	5	-	2	1	2
EMBEZZLEMENT	14	10	4	-	10	-	1	6	1	2	10	7	3	-	1	1	1
FRAUD	30	24	6	-	19	-	-	2	3	14	19	15	4	-	4	-	-
AUTO THEFT	7	7	-	-	6	-	1	2	1	2	6	1	5	-	2	-	3
FORGERY, COUNTERFEIT, SEX OFFENSES	22	17	5	-	17	-	6	3	4	4	16	3	13	-	6	5	2
MARIHUANA	1	1	-	-	1	-	-	-	-	-	1	-	1	-	-	1	-
NARCOTICS	3	3	-	-	2	-	-	-	1	-	1	-	1	1	-	-	-
WEAPONS AND FIREARMS	15	15	-	-	10	1	-	1	1	7	8	4	4	-	2	2	-
ESCAPE	4	4	-	-	-	-	-	-	-	-	-	-	-	-	-	-	-
OTHER GENERAL OFFENSES	8	7	1	-	2	-	-	-	-	2	2	2	-	-	-	-	-
IMMIGRATION LAWS	-	-	-	-	-	-	-	-	-	-	-	-	-	-	-	1	1
LIQUOR, INTERNAL REV. SELECTIVE SERVICE ACT	2	2	-	-	2	-	-	-	-	2	2	-	2	-	-	-	-
OTHER SPECIAL OFFENSES (FEDERAL STATUTES)	14	10	4	-	7	1	1	2	2	1	7	6	1	-	1	-	-
TENNESSEE MIDDLE TOTAL	258	239	19	1	114	6	12	18	28	50	108	17	91	-	39	14	38
HOMICIDE	-	-	-	-	-	-	-	-	-	-	-	-	-	-	-	-	-
ROBBERY	3	3	-	-	3	-	2	-	-	1	3	-	3	-	1	-	2
ASSAULT	1	1	-	-	-	-	-	-	-	-	-	-	-	-	-	-	-
BURGLARY	-	-	-	-	-	-	-	-	-	-	-	-	-	-	-	-	-
LARCENY AND THEFT	16	16	-	-	5	-	1	2	-	2	4	1	3	-	2	-	1
EMBEZZLEMENT	8	5	3	-	5	-	1	-	2	2	5	4	1	-	1	-	-
FRAUD	40	33	6	1	27	-	1	1	5	20	25	7	18	-	12	2	4
AUTO THEFT	8	8	-	-	4	1	1	-	1	1	4	-	4	-	-	1	3
FORGERY, COUNTERFEIT, SEX OFFENSES	27	23	4	-	22	3	1	3	8	7	20	3	17	-	6	4	7
MARIHUANA	4	3	1	-	4	-	1	1	-	2	4	-	4	-	3	-	1
NARCOTICS	19	18	1	-	10	1	-	4	2	3	10	1	9	-	6	2	1
WEAPONS AND FIREARMS	31	30	1	-	19	1	2	5	4	7	19	1	18	-	3	1	14
ESCAPE	8	7	1	-	2	-	-	-	2	-	2	-	2	-	-	-	2
OTHER GENERAL OFFENSES	61	61	-	-	5	-	-	1	2	2	4	-	4	-	2	-	-
IMMIGRATION LAWS	-	-	-	-	-	-	-	-	-	-	-	-	-	-	-	-	-
LIQUOR, INTERNAL REV. SELECTIVE SERVICE ACT	-	-	-	-	-	-	-	-	-	-	-	-	-	-	-	-	-
OTHER SPECIAL OFFENSES (FEDERAL STATUTES)	29	28	1	-	8	-	2	1	2	3	8	-	8	-	3	4	1
TENNESSEE WESTERN TOTAL	332	270	57	5	244	8	30	50	48	108	230	120	110	3	34	30	43
HOMICIDE	-	-	-	-	-	-	-	-	-	-	-	-	-	-	-	-	-
ROBBERY	2	2	-	-	1	-	-	-	1	-	1	-	1	-	-	-	1
ASSAULT	4	4	-	-	4	-	1	-	1	2	4	1	3	-	2	-	1
BURGLARY	-	-	-	-	-	-	-	-	-	-	-	-	-	-	-	-	-
LARCENY AND THEFT	26	22	4	-	19	1	4	3	5	6	19	12	7	2	-	2	3
EMBEZZLEMENT	13	7	6	-	11	-	1	6	3	1	9	9	-	-	-	-	-
FRAUD	74	58	16	-	62	-	1	6	11	45	67	42	15	-	9	4	2
AUTO THEFT	13	12	1	-	12	2	-	4	1	5	11	2	9	-	5	1	3
FORGERY, COUNTERFEIT, SEX OFFENSES	104	86	18	-	76	4	16	21	17	18	73	30	43	-	8	11	24
MARIHUANA	-	-	-	-	-	-	-	-	-	-	-	-	-	-	-	-	-
NARCOTICS	2	2	-	-	-	-	-	-	-	-	-	-	-	-	-	-	-
WEAPONS AND FIREARMS	26	25	1	-	14	1	1	4	2	6	14	8	9	1	2	3	3
ESCAPE	10	10	-	-	10	-	1	3	2	4	10	3	7	-	2	3	2
OTHER GENERAL OFFENSES	13	11	2	-	6	-	1	-	1	4	6	3	3	-	-	2	-
IMMIGRATION LAWS	8	7	1	-	6	-	1	-	-	1	1	-	1	-	1	-	-
LIQUOR, INTERNAL REV. SELECTIVE SERVICE ACT	1	1	-	-	1	-	-	-	-	-	-	-	-	-	-	-	-
OTHER SPECIAL OFFENSES (FEDERAL STATUTES)	36	23	8	5	22	-	3	1	2	16	19	13	6	-	4	2	-

**TABLE 5**  
**UNITED STATES DISTRICT COURTS**  
**AGE, PRIOR RECORD, AND SEX OF CONVICTED DEFENDANTS**  
**TWELVE MONTH PERIOD ENDED JUNE 30, 1979**

CIRCUIT AND DISTRICT	TOTAL DEFEN- DANTS	SEX			AGE						PRIOR RECORD						
		MALE	FEMALE	COR- PORA- TION	AGE RE- PORTED	21 AND UNDER	22 TO 24	25 TO 29	30 TO 34	35 AND OVER	TOTAL PRIOR RECORD REPT'D	NO PRIOR RECORD	TOTAL WITH PRIOR RECORD	TYPE OF PRIOR RECORD			
														JUVE- NILE	PROBA- TION	PRISON 1 YEAR OR LESS	PRISON MORE THAN 1 YEAR
ILLINOIS NORTHERN TOTAL	815	721	88	6	461	9	39	100	86	227	351	200	151	1	74	28	48
HOMICIDE	-	-	-	-	-	-	-	-	-	-	-	-	-	-	-	-	-
ROBBERY	23	21	2	-	12	1	2	5	3	1	10	3	7	-	-	2	5
ASSAULT	3	3	-	-	1	-	-	1	-	-	1	-	1	-	-	-	1
BURGLARY	-	-	-	-	-	-	-	-	-	-	-	-	-	-	-	-	-
LARCENY AND THEFT	106	91	15	-	59	2	11	14	14	18	49	17	32	-	20	6	6
EMBEZZLEMENT	43	34	9	-	28	-	2	4	7	15	20	16	4	-	4	-	-
FRAUD	195	171	24	-	129	-	3	17	18	91	96	74	22	-	15	2	5
AUTO THEFT	7	7	-	-	5	-	1	-	-	4	4	1	3	-	1	-	2
FORGERY, COUNTERFEIT, SEX OFFENSES	93	77	16	-	66	1	4	17	13	31	50	23	27	-	12	4	11
MARIHUANA	1	1	-	-	-	-	-	-	-	-	-	-	-	-	-	-	-
NARCOTICS	140	135	5	-	65	2	5	22	14	22	49	26	23	-	15	4	4
WEAPONS AND FIREARMS	57	57	-	-	31	3	3	7	8	10	27	9	18	-	2	8	8
ESCAPE	4	2	2	-	2	-	1	1	-	-	1	-	1	-	-	-	1
OTHER GENERAL OFFENSES	50	48	2	-	23	-	-	1	-	22	13	10	3	-	1	-	2
IMMIGRATION LAWS	18	17	1	-	5	-	2	-	2	1	3	1	2	-	1	1	-
LIQUOR, INTERNAL REV.	-	-	-	-	-	-	-	-	-	-	-	-	-	-	-	-	-
SELECTIVE SERVICE ACT	-	-	-	-	-	-	-	-	-	-	-	-	-	-	-	-	-
OTHER SPECIAL OFFENSES (FEDERAL STATUTES)	75	57	12	6	35	-	5	11	7	12	28	20	8	1	3	1	3
ILLINOIS CENTRAL* TOTAL	162	144	16	2	103	3	11	27	14	48	99	47	52	1	31	6	14
HOMICIDE	4	4	-	-	1	-	-	-	-	1	1	-	1	-	-	-	1
ROBBERY	6	6	-	-	2	-	-	2	-	-	2	-	2	-	1	-	1
ASSAULT	3	2	1	-	2	-	-	1	-	1	2	1	1	-	-	-	1
BURGLARY	-	-	-	-	-	-	-	-	-	-	-	-	-	-	-	-	-
LARCENY AND THEFT	22	21	1	-	15	-	3	5	3	4	14	8	6	-	3	1	2
EMBEZZLEMENT	20	16	4	-	17	-	-	1	2	14	16	13	3	-	3	-	-
FRAUD	19	17	1	1	11	-	-	1	2	8	12	10	2	-	1	-	1
AUTO THEFT	3	3	-	-	3	-	-	2	-	1	3	-	3	-	2	1	-
FORGERY, COUNTERFEIT, SEX OFFENSES	22	17	5	-	18	2	2	7	3	4	16	-	16	1	9	3	3
MARIHUANA	-	-	-	-	-	-	-	-	-	-	-	-	-	-	-	-	-
NARCOTICS	10	8	2	-	7	-	2	3	-	2	6	2	4	-	3	-	1
WEAPONS AND FIREARMS	14	14	-	-	8	1	1	4	1	1	8	1	7	-	6	1	-
ESCAPE	4	3	1	-	2	-	1	-	-	-	2	1	1	-	-	-	1
OTHER GENERAL OFFENSES	15	15	-	-	9	-	-	-	-	9	9	4	5	-	2	-	3
IMMIGRATION LAWS	5	5	-	-	3	-	1	1	-	1	2	2	-	-	-	-	-
LIQUOR, INTERNAL REV.	-	-	-	-	-	-	-	-	-	-	-	-	-	-	-	-	-
SELECTIVE SERVICE ACT	-	-	-	-	-	-	-	-	-	-	-	-	-	-	-	-	-
OTHER SPECIAL OFFENSES (FEDERAL STATUTES)	15	13	1	1	5	-	1	-	3	1	6	5	1	-	1	-	-
ILLINOIS SOUTHERN TOTAL	116	105	10	1	77	5	13	13	15	31	73	28	45	2	20	4	19
HOMICIDE	4	4	-	-	3	-	-	1	1	1	3	-	3	-	-	-	3
ROBBERY	3	3	-	-	2	-	-	2	-	-	2	-	2	-	-	-	2
ASSAULT	1	1	-	-	-	-	-	-	-	-	-	-	-	-	-	-	-
BURGLARY	-	-	-	-	-	-	-	-	-	-	-	-	-	-	-	-	-
LARCENY AND THEFT	7	6	1	-	3	-	1	-	-	2	3	2	1	-	1	-	-
EMBEZZLEMENT	16	10	6	-	15	-	4	2	3	6	14	8	6	1	4	-	1
FRAUD	25	23	1	1	20	-	-	1	4	15	21	10	11	-	7	1	3
AUTO THEFT	1	1	-	-	1	-	-	-	-	-	1	-	1	-	-	-	1
FORGERY, COUNTERFEIT, SEX OFFENSES	6	5	1	-	5	-	2	-	2	1	4	-	4	-	2	-	2
MARIHUANA	-	-	-	-	-	-	-	-	-	-	-	-	-	-	-	-	-
NARCOTICS	13	12	1	-	10	1	2	2	2	3	9	1	8	1	3	3	1
WEAPONS AND FIREARMS	8	8	-	-	3	-	-	-	2	1	3	-	3	-	1	-	2
ESCAPE	3	3	-	-	1	-	-	1	-	-	1	-	1	-	-	-	1
OTHER GENERAL OFFENSES	11	11	-	-	6	2	1	1	1	1	6	4	2	-	-	-	2
IMMIGRATION LAWS	16	16	-	-	7	1	3	3	-	-	5	2	3	-	2	-	1
LIQUOR, INTERNAL REV.	-	-	-	-	-	-	-	-	-	-	-	-	-	-	-	-	-
SELECTIVE SERVICE ACT	-	-	-	-	-	-	-	-	-	-	-	-	-	-	-	-	-
OTHER SPECIAL OFFENSES (FEDERAL STATUTES)	2	2	-	-	1	1	-	-	-	-	1	1	-	-	-	-	-



**TABLE 5**  
**UNITED STATES DISTRICT COURTS**  
**AGE, PRIOR RECORD, AND SEX OF CONVICTED DEFENDANTS**  
**TWELVE MONTH PERIOD ENDED JUNE 30, 1979**

CIRCUIT AND DISTRICT	TOTAL DEFEN- DANTS	SEX			AGE						PRIOR RECORD						
		MALE	FEMALE	COR- PORA- TION	AGE RE- PORTED	21 AND UNDER	22 TO 24	25 TO 29	30 TO 34	35 AND OVER	TOTAL PRIOR RECORD REPT'D	NO PRIOR RECORD	TOTAL WITH PRIOR RECORD	TYPE OF PRIOR RECORD			
														JUVE- NILE	PROBA- TION	PRISON 1 YEAR OR LESS	PRISON MORE THAN 1 YEAR
INDIANA NORTHERN TOTAL	200	177	23	-	154	8	15	39	25	67	154	62	92	3	34	26	29
HOMICIDE	-	-	-	-	-	-	-	-	-	-	-	-	-	-	-	-	-
ROBBERY	8	8	-	-	5	1	-	1	1	2	5	1	4	-	-	-	4
ASSAULT	-	-	-	-	-	-	-	-	-	-	-	-	-	-	-	-	-
BURGLARY	-	-	-	-	-	-	-	-	-	-	-	-	-	-	-	-	-
LARCENY AND THEFT	40	35	5	-	38	1	5	8	5	19	38	11	27	1	9	8	9
EMBEZZLEMENT	9	8	1	-	6	-	1	1	1	3	6	5	1	-	1	-	-
FRAUD	29	26	3	-	23	-	-	3	6	14	23	16	7	-	5	1	1
AUTO THEFT	17	16	1	-	15	2	2	2	3	6	15	4	11	-	4	3	4
FORGERY, COUNTERFEIT.	17	11	6	-	13	1	1	5	2	4	13	3	10	1	4	2	3
SEX OFFENSES	-	-	-	-	-	-	-	-	-	-	-	-	-	-	-	-	-
MARIHUANA	4	4	-	-	1	-	-	1	-	-	1	-	1	-	-	1	-
NARCOTICS	28	25	3	-	21	2	3	9	2	5	21	12	9	-	3	4	2
WEAPONS AND FIREARMS	19	17	2	-	17	1	3	5	3	5	17	6	11	-	4	3	4
ESCAPE	2	2	-	-	1	-	-	-	-	1	1	-	1	-	-	-	1
OTHER GENERAL OFFENSES	17	16	1	-	8	-	-	1	1	6	8	1	7	1	3	2	1
IMMIGRATION LAWS	1	-	1	-	1	-	-	-	-	1	1	-	1	-	-	1	-
LIQUOR, INTERNAL REV.	-	-	-	-	-	-	-	-	-	-	-	-	-	-	-	-	-
SELECTIVE SERVICE ACT	1	1	-	-	-	-	-	-	-	-	-	-	-	-	-	-	-
OTHER SPECIAL OFFENSES (FEDERAL STATUTES)	8	8	-	-	5	-	-	3	1	1	5	3	2	-	1	1	-
INDIANA SOUTHERN TOTAL	178	151	26	1	152	5	16	37	33	61	148	30	118	6	34	22	56
HOMICIDE	1	1	-	-	-	-	-	-	-	-	1	-	1	-	-	-	1
ROBBERY	27	21	6	-	25	2	4	9	6	4	25	2	23	2	6	3	12
ASSAULT	1	1	-	-	-	-	-	-	-	-	-	-	-	-	-	-	-
BURGLARY	-	-	-	-	-	-	-	-	-	-	-	-	-	-	-	-	-
LARCENY AND THEFT	30	27	3	-	28	1	6	3	5	13	27	2	25	1	9	5	10
EMBEZZLEMENT	15	11	4	-	11	-	-	1	3	7	10	8	2	-	1	1	-
FRAUD	21	16	4	1	18	1	2	-	2	13	18	7	11	-	5	2	4
AUTO THEFT	11	10	1	-	11	-	1	3	-	7	11	-	11	1	5	2	3
FORGERY, COUNTERFEIT.	16	10	6	-	14	-	1	6	2	5	15	2	13	1	5	2	5
SEX OFFENSES	-	-	-	-	-	-	-	-	-	-	-	-	-	-	-	-	-
MARIHUANA	1	1	-	-	1	-	-	-	1	-	-	-	-	-	-	-	-
NARCOTICS	21	20	1	-	14	1	-	7	6	-	12	6	6	1	2	2	1
WEAPONS AND FIREARMS	9	9	-	-	9	-	-	4	2	3	9	-	9	-	1	2	6
ESCAPE	12	12	-	-	9	-	-	3	1	5	9	-	9	-	-	-	9
OTHER GENERAL OFFENSES	9	8	1	-	9	-	2	1	4	2	9	2	7	-	-	3	4
IMMIGRATION LAWS	2	2	-	-	2	-	-	-	1	1	1	-	1	-	-	-	1
LIQUOR, INTERNAL REV.	-	-	-	-	-	-	-	-	-	-	-	-	-	-	-	-	-
SELECTIVE SERVICE ACT	-	-	-	-	-	-	-	-	-	-	-	-	-	-	-	-	-
OTHER SPECIAL OFFENSES (FEDERAL STATUTES)	2	2	-	-	1	-	-	-	-	1	1	1	-	-	-	-	-
WISCONSIN EASTERN TOTAL	189	137	46	6	138	4	9	36	22	67	140	82	58	-	28	15	15
HOMICIDE	1	1	-	-	1	-	-	-	-	1	1	-	1	-	-	-	1
ROBBERY	1	-	1	-	1	-	-	1	-	-	1	-	1	-	1	-	-
ASSAULT	5	4	1	-	5	1	-	2	-	2	5	1	4	-	1	3	-
BURGLARY	1	1	-	-	1	-	-	-	1	-	1	-	1	-	-	1	-
LARCENY AND THEFT	9	7	2	-	6	1	2	1	-	2	6	3	3	-	2	-	1
EMBEZZLEMENT	15	9	6	-	11	-	1	5	2	3	11	7	4	-	3	-	1
FRAUD	37	31	34	2	85	-	3	19	13	50	87	63	24	-	13	6	5
AUTO THEFT	3	3	-	-	3	-	-	1	-	2	3	2	1	-	1	-	-
FORGERY, COUNTERFEIT.	8	6	2	-	7	-	1	2	2	2	7	2	5	-	3	-	2
SEX OFFENSES	-	-	-	-	-	-	-	-	-	-	-	-	-	-	-	-	-
MARIHUANA	-	-	-	-	-	-	-	-	-	-	-	-	-	-	-	-	-
NARCOTICS	8	8	-	-	4	-	-	1	1	2	4	1	3	-	-	1	2
WEAPONS AND FIREARMS	8	8	-	-	8	1	2	3	1	1	8	1	7	-	3	2	2
ESCAPE	-	-	-	-	-	-	-	-	-	-	-	-	-	-	-	-	-
OTHER GENERAL OFFENSES	2	2	-	-	1	1	-	-	-	-	1	-	1	-	-	1	-
IMMIGRATION LAWS	-	-	-	-	-	-	-	-	-	-	-	-	-	-	-	-	-
LIQUOR, INTERNAL REV.	-	-	-	-	-	-	-	-	-	-	-	-	-	-	-	-	-
SELECTIVE SERVICE ACT	-	-	-	-	-	-	-	-	-	-	-	-	-	-	-	-	-
OTHER SPECIAL OFFENSES (FEDERAL STATUTES)	31	27	-	4	5	-	-	1	2	2	5	2	3	-	1	1	1

**TABLE 5**  
**UNITED STATES DISTRICT COURTS**  
**AGE, PRIOR RECORD, AND SEX OF CONVICTED DEFENDANTS**  
**TWELVE MONTH PERIOD ENDED JUNE 30, 1979**

CIRCUIT AND DISTRICT	TOTAL DEFEN- DANTS	SEX			AGE						PRIOR RECORD						
		MALE	FEMALE	COR- PORA- TION	AGE RE- PORTED	21 AND UNDER	22 TO 24	25 TO 29	30 TO 34	35 AND OVER	TOTAL PRIOR RECORD REPT'D	NO PRIOR RECORD	TOTAL WITH PRIOR RECORD	TYPE OF PRIOR RECORD			
														JUVE- NILE	PROBA- TION	PRISON 1 YEAR OR LESS	PRISON MORE THAN 1 YEAR
WISCONSIN WESTERN TOTAL	58	48	10	-	52	1	4	11	12	24	52	26	26	-	8	3	15
HOMICIDE	-	-	-	-	-	-	-	-	-	-	-	-	-	-	-	-	-
ROBBERY	4	4	-	-	4	-	2	1	-	1	4	-	4	-	-	-	-
ASSAULT	1	1	-	-	1	-	-	-	1	-	1	-	1	-	1	-	3
BURGLARY	-	-	-	-	-	-	-	-	-	-	-	-	-	-	-	-	1
LARCENY AND THEFT	5	4	1	-	5	-	1	-	1	3	5	2	3	-	-	-	-
EMBEZZLEMENT	7	3	4	-	7	1	1	2	2	1	7	7	-	-	3	-	-
FRAUD	23	18	5	-	20	-	-	2	7	11	20	12	8	-	3	3	2
AUTO THEFT	2	2	-	-	2	-	-	2	-	-	2	-	-	-	-	-	-
FORGERY, COUNTERFEIT.	5	5	-	-	5	-	-	3	-	-	5	-	2	-	-	-	2
SEX OFFENSES	-	-	-	-	-	-	-	-	-	2	-	-	-	-	1	-	4
MARIHUANA	-	-	-	-	-	-	-	-	-	-	-	-	-	-	-	-	-
NARCOTICS	2	2	-	-	-	-	-	-	-	-	-	-	-	-	-	-	-
WEAPONS AND FIREARMS	-	-	-	-	1	-	-	-	-	1	1	1	-	-	-	-	-
ESCAPE	3	3	-	-	-	-	-	-	-	-	-	-	-	-	-	-	-
OTHER GENERAL OFFENSES	5	5	-	-	2	-	-	1	1	-	2	-	2	-	-	-	-
IMMIGRATION LAWS	-	-	-	-	5	-	-	-	-	5	5	4	1	-	-	-	2
LIQUOR, INTERNAL REV.	-	-	-	-	-	-	-	-	-	-	-	-	-	-	-	-	1
SELECTIVE SERVICE ACT	-	-	-	-	-	-	-	-	-	-	-	-	-	-	-	-	-
OTHER SPECIAL OFFENSES (FEDERAL STATUTES)	1	1	-	-	-	-	-	-	-	-	-	-	-	-	-	-	-
ARKANSAS EASTERN TOTAL	226	201	25	-	135	4	17	41	26	47	132	49	83	1	44	8	30
HOMICIDE	-	-	-	-	-	-	-	-	-	-	-	-	-	-	-	-	-
ROBBERY	12	12	-	-	7	-	1	2	3	1	7	-	7	-	4	1	2
ASSAULT	1	1	-	-	-	-	-	-	-	-	-	-	-	-	-	-	-
BURGLARY	-	-	-	-	-	-	-	-	-	-	-	-	-	-	-	-	-
LARCENY AND THEFT	44	34	10	-	27	1	5	10	8	3	26	9	17	-	8	1	8
EMBEZZLEMENT	15	8	7	-	10	1	1	5	1	2	10	6	4	-	4	-	-
FRAUD	28	28	-	-	22	-	2	1	1	18	21	10	11	-	7	1	3
AUTO THEFT	7	7	-	-	4	-	-	-	1	2	4	1	3	-	-	-	3
FORGERY, COUNTERFEIT.	48	41	7	-	29	2	6	11	4	6	28	10	18	1	7	2	8
SEX OFFENSES	-	-	-	-	-	-	-	-	-	-	-	-	-	-	-	-	-
MARIHUANA	4	4	-	-	2	-	1	1	-	-	-	-	-	-	-	-	-
NARCOTICS	10	10	-	-	9	-	1	2	5	1	2	2	-	-	1	-	1
WEAPONS AND FIREARMS	12	12	-	-	9	-	-	-	-	-	9	4	5	-	4	1	-
ESCAPE	2	1	1	-	1	-	-	4	2	3	9	1	8	-	3	1	4
OTHER GENERAL OFFENSES	2	2	-	-	1	-	-	-	-	1	1	-	1	-	1	-	-
IMMIGRATION LAWS	3	3	-	-	1	-	-	-	-	1	1	1	-	-	-	-	-
LIQUOR, INTERNAL REV.	-	-	-	-	-	-	-	-	-	-	-	-	-	-	-	-	-
SELECTIVE SERVICE ACT	-	-	-	-	-	-	-	-	-	-	-	-	-	-	-	-	-
OTHER SPECIAL OFFENSES (FEDERAL STATUTES)	38	38	-	-	13	-	-	4	-	9	14	7	7	-	5	1	1
ARKANSAS WESTERN TOTAL	147	123	24	-	88	6	19	16	8	39	59	4	55	2	33	2	18
HOMICIDE	-	-	-	-	-	-	-	-	-	-	-	-	-	-	-	-	-
ROBBERY	7	6	1	-	4	1	1	1	1	-	3	-	3	-	1	-	2
ASSAULT	-	-	-	-	-	-	-	-	-	-	-	-	-	-	-	-	-
BURGLARY	-	-	-	-	-	-	-	-	-	-	-	-	-	-	-	-	-
LARCENY AND THEFT	21	13	8	-	19	4	8	5	-	2	14	-	14	-	11	1	2
EMBEZZLEMENT	8	6	2	-	8	-	1	-	1	6	-	-	-	-	-	-	-
FRAUD	13	11	2	-	12	-	2	1	1	8	7	-	7	-	5	-	2
AUTO THEFT	7	7	-	-	5	-	-	-	1	4	4	-	4	-	1	-	3
FORGERY, COUNTERFEIT.	28	18	10	-	26	1	7	7	2	9	22	-	22	2	14	1	8
SEX OFFENSES	-	-	-	-	-	-	-	-	-	-	-	-	-	-	-	-	-
MARIHUANA	-	-	-	-	-	-	-	-	-	-	-	-	-	-	-	-	-
NARCOTICS	1	1	-	-	1	-	-	-	-	-	-	-	-	-	-	-	-
WEAPONS AND FIREARMS	5	5	-	-	3	-	-	1	1	1	3	-	3	-	1	-	-
ESCAPE	1	1	-	-	-	-	-	-	-	-	-	-	-	-	-	-	-
OTHER GENERAL OFFENSES	7	7	-	-	6	-	-	-	-	6	1	-	1	-	-	-	3
IMMIGRATION LAWS	-	-	-	-	-	-	-	-	-	-	-	-	-	-	-	-	1
LIQUOR, INTERNAL REV.	-	-	-	-	-	-	-	-	-	-	-	-	-	-	-	-	-
SELECTIVE SERVICE ACT	-	-	-	-	-	-	-	-	-	-	-	-	-	-	-	-	-
OTHER SPECIAL OFFENSES (FEDERAL STATUTES)	49	48	1	-	4	-	-	1	-	3	4	4	-	-	-	-	-



**TABLE 5**  
**UNITED STATES DISTRICT COURTS**  
**AGE, PRIOR RECORD, AND SEX OF CONVICTED DEFENDANTS**  
**TWELVE MONTH PERIOD ENDED JUNE 30, 1979**

TWELVE MONTH PERIOD ENDED JUNE 30, 1973																	
CIRCUIT AND DISTRICT	TOTAL DEFEN- DANTS	SEX			AGE						PRIOR RECORD						
		MALE	FEMALE	COR- PORA- TION	AGE RE- PORTED	21 AND UNDER	22 TO 24	25 TO 29	30 TO 34	35 AND OVER	TOTAL PRIOR RECORD REPT'D	NO PRIOR RECORD	TOTAL WITH PRIOR RECORD	TYPE OF PRIOR RECORD			
														JUVE- NILE	PROBA- TION	1 YEAR OR LESS	PRISON MORE THAN 1 YEAR
IOWA NORTHERN TOTAL	70	68	2	-	33	3	2	5	9	14	20	1	19	2	9	3	5
HOMICIDE	-	-	-	-	-	-	-	-	-	-	-	-	-	-	-	-	-
ROBBERY	2	2	-	-	-	-	-	-	-	-	-	-	-	-	-	-	-
ASSAULT	-	-	-	-	-	-	-	-	-	-	-	-	-	-	-	-	-
BURGLARY	-	-	-	-	-	-	-	-	-	-	-	-	-	-	-	-	-
LARCENY AND THEFT	5	4	1	-	4	1	-	-	1	2	2	-	2	-	2	-	-
EMBEZZLEMENT	4	4	-	-	4	1	-	-	2	1	1	-	1	-	1	-	3
FRAUD	20	20	-	-	12	1	1	-	4	6	7	1	6	1	1	1	1
AUTO THEFT	4	4	-	-	3	-	-	1	1	1	1	-	1	-	1	-	-
FORGERY, COUNTERFEIT.	5	5	-	-	3	-	-	2	-	-	-	-	-	-	-	-	-
SEX OFFENSES	-	-	-	-	-	-	-	-	-	-	-	-	-	-	-	-	-
MARIHUANA	-	-	-	-	-	-	-	-	-	-	-	-	2	-	2	-	-
NARCOTICS	5	5	-	-	2	-	1	1	-	-	2	-	1	-	1	-	-
WEAPONS AND FIREARMS	2	2	-	-	1	-	-	1	-	-	1	-	1	-	-	1	-
ESCAPE	1	1	-	-	1	-	-	-	-	1	2	-	2	-	1	-	1
OTHER GENERAL OFFENSES	2	1	1	-	2	-	-	-	-	-	-	-	-	-	-	-	-
IMMIGRATION LAWS	2	2	-	-	-	-	-	-	-	-	-	-	-	-	-	-	-
LIQUOR, INTERNAL REV.	-	-	-	-	-	-	-	-	-	-	-	-	-	-	-	-	-
SELECTIVE SERVICE ACT	-	-	-	-	-	-	-	-	-	-	-	-	-	-	-	-	-
OTHER SPECIAL OFFENSES (FEDERAL STATUTES)	18	18	-	-	1	-	-	-	1	-	-	-	-	-	-	-	-
IOWA SOUTHERN TOTAL	254	237	17	-	99	7	13	20	24	35	85	26	59	1	18	4	36
HOMICIDE	-	-	-	-	-	-	-	-	-	-	-	-	-	-	-	-	-
ROBBERY	9	9	-	-	9	1	1	-	2	5	7	1	6	-	1	-	5
ASSAULT	-	-	-	-	-	-	-	-	-	-	-	-	-	-	-	-	-
BURGLARY	-	-	-	-	-	-	-	-	-	-	-	-	-	-	-	-	-
LARCENY AND THEFT	24	21	3	-	20	1	7	6	4	2	18	1	17	-	5	2	10
EMBEZZLEMENT	7	4	3	-	5	1	-	1	1	2	3	2	1	-	1	-	5
FRAUD	114	112	2	-	19	-	-	3	5	11	16	9	7	-	1	1	5
AUTO THEFT	4	4	-	-	2	-	-	2	-	-	-	-	-	-	-	-	-
FORGERY, COUNTERFEIT.	21	19	2	-	18	3	3	5	5	2	16	6	10	-	2	-	8
SEX OFFENSES	-	-	-	-	-	-	-	-	-	-	-	-	-	-	-	-	-
MARIHUANA	-	-	-	-	-	-	-	-	-	-	-	-	-	-	-	-	-
NARCOTICS	25	34	1	-	8	-	-	2	3	3	7	3	4	-	1	-	3
WEAPONS AND FIREARMS	2	2	-	-	2	-	-	-	-	2	2	-	2	-	1	-	1
ESCAPE	-	-	-	-	-	-	-	-	-	-	-	-	-	-	-	-	-
OTHER GENERAL OFFENSES	6	6	-	-	-	-	-	-	-	-	-	-	-	-	-	-	-
IMMIGRATION LAWS	3	3	-	-	3	-	-	1	1	1	3	1	2	-	-	1	1
LIQUOR, INTERNAL REV.	-	-	-	-	-	-	-	-	-	-	-	-	-	-	-	-	-
SELECTIVE SERVICE ACT	-	-	-	-	-	-	-	-	-	-	-	-	-	-	-	-	-
OTHER SPECIAL OFFENSES (FEDERAL STATUTES)	29	23	6	-	13	1	2	-	3	7	13	3	10	1	6	-	3
MINNESOTA TOTAL	269	241	28	-	211	14	21	63	42	71	203	68	135	5	62	27	41
HOMICIDE	-	-	-	-	-	-	-	-	-	-	-	-	-	-	-	-	-
ROBBERY	20	19	1	-	17	3	2	5	3	4	17	-	17	-	6	5	6
ASSAULT	3	3	-	-	3	-	-	1	-	2	2	1	1	-	-	-	1
BURGLARY	2	1	1	-	3	-	1	-	-	-	1	-	1	-	1	-	-
LARCENY AND THEFT	12	9	3	-	8	3	-	4	-	1	8	2	6	2	1	2	1
EMBEZZLEMENT	16	10	5	-	10	-	2	3	2	3	10	7	3	-	2	1	-
FRAUD	44	41	3	-	36	1	3	3	3	26	33	17	16	-	10	2	4
AUTO THEFT	3	3	-	-	3	-	-	-	1	2	3	1	2	-	-	-	2
FORGERY, COUNTERFEIT.	17	15	2	-	11	2	1	1	3	4	11	-	1	-	-	1	-
SEX OFFENSES	2	1	1	-	2	1	1	-	-	-	1	-	7	-	3	2	2
MARIHUANA	12	10	2	-	11	-	2	2	4	3	10	3	7	-	-	-	-
NARCOTICS	60	72	8	-	71	2	5	35	22	6	69	29	40	2	27	5	6
WEAPONS AND FIREARMS	33	33	-	-	26	-	4	7	3	12	25	2	24	1	5	7	11
ESCAPE	6	6	-	-	3	-	-	-	-	3	3	-	3	-	-	-	3
OTHER GENERAL OFFENSES	8	6	2	-	6	2	-	-	-	4	6	1	5	-	2	1	2
IMMIGRATION LAWS	-	-	-	-	-	-	-	-	-	-	-	-	-	-	-	-	-
LIQUOR, INTERNAL REV.	-	-	-	-	-	-	-	-	-	-	-	-	-	-	-	-	-
SELECTIVE SERVICE ACT	-	-	-	-	-	-	-	-	-	-	-	-	-	-	-	-	-
OTHER SPECIAL OFFENSES (FEDERAL STATUTES)	12	12	-	-	3	-	-	1	1	1	3	-	3	-	3	-	-

**TABLE 5**  
**UNITED STATES DISTRICT COURTS**  
**AGE, PRIOR RECORD, AND SEX OF CONVICTED DEFENDANTS**  
**TWELVE MONTH PERIOD ENDED JUNE 30, 1979**

CIRCUIT AND DISTRICT	TOTAL DEFEN- DANTS	SEX			AGE						PRIOR RECORD						
		MALE	FEMALE	COR- POR- ATION	AGE RE- PORTED	21 AND UNDER	22 TO 24	25 TO 29	30 TO 34	35 AND OVER	TOTAL PRIOR RECORD REPT'D	NO PRIOR RECORD	TOTAL WITH PRIOR RECORD	TYPE OF PRIOR RECORD			
														JUVE- NILE	PROBA- TION	PRISON 1 YEAR OR LESS	PRISON MORE THAN 1 YEAR
MISSOURI EASTERN TOTAL	200	161	34	5	174	11	33	42	35	53	172	49	123	3	80	7	33
HOMICIDE	-	-	-	-	-	-	-	-	-	-	-	-	-	-	-	-	-
ROBBERY	9	6	3	-	7	-	1	1	4	1	7	3	4	-	-	-	4
ASSAULT	3	2	1	-	3	-	1	1	-	1	3	1	2	-	-	-	2
BURGLARY	-	-	-	-	-	-	-	-	-	-	-	-	-	-	-	-	-
LARCENY AND THEFT	28	20	9	-	27	1	6	9	5	6	27	7	20	-	9	2	9
EMBEZZLEMENT	16	11	5	-	15	-	3	1	5	6	15	8	7	1	6	-	-
FRAUD	23	19	4	-	19	-	-	5	-	14	17	9	8	-	7	1	-
AUTO THEFT	13	12	1	-	11	1	1	3	2	4	11	-	11	-	6	-	5
FORGERY, COUNTERFEIT.	26	19	7	-	23	2	6	6	4	5	23	4	19	2	9	2	6
SEX OFFENSES	-	-	-	-	-	-	-	-	-	-	-	-	-	-	-	-	-
MARIHUANA	1	1	-	-	1	-	1	-	-	-	1	-	1	-	1	-	-
NARCOTICS	46	42	4	-	43	6	12	10	9	6	43	9	34	-	29	1	4
WEAPONS AND FIREARMS	15	15	-	-	12	1	2	5	4	-	12	4	8	-	5	1	2
ESCAPE	-	-	-	-	-	-	-	-	-	-	-	-	-	-	-	-	-
OTHER GENERAL OFFENSES	3	3	-	-	3	-	-	-	-	3	3	-	3	-	3	-	-
IMMIGRATION LAWS	4	4	-	-	4	-	-	1	2	1	4	1	3	-	3	-	-
LIQUOR, INTERNAL REV.	-	-	-	-	-	-	-	-	-	-	-	-	-	-	-	-	-
SELECTIVE SERVICE ACT	-	-	-	-	-	-	-	-	-	-	-	-	-	-	-	-	-
OTHER SPECIAL OFFENSES (FEDERAL STATUTES)	12	7	-	5	6	-	-	-	-	6	6	3	3	-	2	-	1
MISSOURI WESTERN TOTAL	437	413	22	2	165	11	22	30	29	73	164	44	120	1	52	13	54
HOMICIDE	1	1	-	-	-	-	-	-	-	-	-	-	-	-	-	-	-
ROBBERY	14	13	1	-	12	1	5	4	1	1	12	1	11	-	-	-	11
ASSAULT	1	1	-	-	-	-	-	-	-	-	-	-	-	-	-	-	-
BURGLARY	-	-	-	-	-	-	-	-	-	-	-	-	-	-	-	-	-
LARCENY AND THEFT	19	14	5	-	15	3	1	5	2	4	15	3	12	-	7	1	4
EMBEZZLEMENT	8	3	5	-	7	1	-	4	-	2	7	6	1	-	1	-	-
FRAUD	43	41	1	1	36	-	1	1	5	29	36	17	19	-	10	5	4
AUTO THEFT	12	12	-	-	12	-	3	2	-	7	12	1	11	-	3	1	7
FORGERY, COUNTERFEIT.	17	17	-	-	13	1	2	1	3	6	13	-	13	-	5	1	7
SEX OFFENSES	-	-	-	-	-	-	-	-	-	-	-	-	-	-	-	-	-
MARIHUANA	1	-	1	-	1	-	-	1	-	-	1	-	1	-	1	-	-
NARCOTICS	31	25	6	-	30	1	7	6	9	7	30	10	20	-	15	1	4
WEAPONS AND FIREARMS	16	15	1	-	13	1	2	4	2	4	13	1	12	1	4	3	4
ESCAPE	15	15	-	-	10	-	-	-	5	6	9	-	9	-	-	-	9
OTHER GENERAL OFFENSES	242	240	2	-	11	3	-	1	2	5	11	2	9	-	5	1	3
IMMIGRATION LAWS	2	2	-	-	2	-	-	1	-	1	1	-	1	-	-	-	1
LIQUOR, INTERNAL REV.	1	1	-	-	1	-	-	-	-	1	1	1	-	-	-	-	-
SELECTIVE SERVICE ACT	-	-	-	-	-	-	-	-	-	-	-	-	-	-	-	-	-
OTHER SPECIAL OFFENSES (FEDERAL STATUTES)	14	13	-	1	2	-	1	-	-	1	3	2	1	-	1	-	-
NEBRASKA TOTAL	128	110	18	-	99	10	15	16	28	30	97	37	60	2	17	16	25
HOMICIDE	-	-	-	-	-	-	-	-	-	-	-	-	-	-	-	-	-
ROBBERY	4	2	2	-	4	1	2	-	1	-	4	1	3	-	1	-	2
ASSAULT	-	-	-	-	-	-	-	-	-	-	-	-	-	-	-	-	-
BURGLARY	3	3	-	-	3	3	-	-	-	-	3	-	3	2	1	-	-
LARCENY AND THEFT	15	13	2	-	10	1	1	2	4	2	10	3	7	-	-	3	4
EMBEZZLEMENT	7	5	2	-	7	-	2	-	3	2	7	7	-	-	-	-	-
FRAUD	23	22	1	-	14	2	1	1	4	6	14	7	7	-	1	2	4
AUTO THEFT	6	5	1	-	5	-	2	-	3	-	5	1	4	-	1	1	2
FORGERY, COUNTERFEIT.	23	16	7	-	22	1	3	5	7	6	22	3	19	-	6	4	9
SEX OFFENSES	-	-	-	-	-	-	-	-	-	-	-	-	-	-	-	-	-
MARIHUANA	-	-	-	-	-	-	-	-	-	-	-	-	-	-	-	-	-
NARCOTICS	3	3	-	-	2	-	-	-	1	1	2	-	2	-	-	-	-
WEAPONS AND FIREARMS	5	6	-	-	4	-	2	1	1	-	4	-	4	-	-	3	1
ESCAPE	4	4	-	-	3	-	-	-	-	3	3	-	3	-	1	-	2
OTHER GENERAL OFFENSES	6	6	-	-	5	-	-	1	-	4	5	2	3	-	2	-	1
IMMIGRATION LAWS	20	18	2	-	16	2	2	4	3	5	14	7	7	-	4	3	-
LIQUOR, INTERNAL REV.	-	-	-	-	-	-	-	-	-	-	-	-	-	-	-	-	-
SELECTIVE SERVICE ACT	-	-	-	-	-	-	-	-	-	-	-	-	-	-	-	-	-
OTHER SPECIAL OFFENSES (FEDERAL STATUTES)	8	7	1	-	4	-	-	2	1	1	4	4	-	-	-	-	-

**TABLE 5**  
**UNITED STATES DISTRICT COURTS**  
**AGE, PRIOR RECORD, AND SEX OF CONVICTED DEFENDANTS**  
**TWELVE MONTH PERIOD ENDED JUNE 30, 1979**

CIRCUIT AND DISTRICT	TOTAL DEFEN- DANTS	SEX			AGE						PRIOR RECORD						
		MALE	FEMALE	COR- POR- ATION	AGE RE- PORTED	21 AND UNDER	22 TO 24	25 TO 29	30 TO 34	35 AND OVER	TOTAL PRIOR RECORD REPT'D	NO PRIOR RECORD	TOTAL WITH PRIOR RECORD	TYPE OF PRIOR RECORD			
														JUVE- NILE	PROBA- TION	PRISON 1 YEAR OR LESS	PRISON MORE THAN 1 YEAR
<b>NORTH DAKOTA TOTAL</b>	<b>124</b>	<b>116</b>	<b>8</b>	<b>-</b>	<b>81</b>	<b>24</b>	<b>9</b>	<b>17</b>	<b>9</b>	<b>22</b>	<b>78</b>	<b>15</b>	<b>63</b>	<b>4</b>	<b>42</b>	<b>8</b>	<b>9</b>
HOMICIDE	3	3	-	-	2	-	-	2	-	-	2	-	2	-	1	-	1
ROBBERY	4	4	-	-	4	4	-	-	-	-	4	-	4	1	3	-	-
ASSAULT	13	13	-	-	11	5	1	3	-	2	11	-	11	2	7	1	1
BURGLARY	13	13	-	-	8	4	1	-	2	1	8	-	8	-	6	1	1
LARCENY AND THEFT	15	13	2	-	10	4	-	2	1	3	8	3	5	1	2	2	-
EMBEZZLEMENT	5	5	-	-	5	-	-	-	1	4	5	2	3	-	3	-	-
FRAUD	24	22	2	-	14	-	1	1	2	10	13	7	6	-	5	-	1
AUTO THEFT	-	-	-	-	-	-	-	-	-	-	-	-	-	-	-	-	-
FORGERY, COUNTERFEIT.	16	12	4	-	11	4	3	2	1	1	11	1	10	-	8	1	1
SEX OFFENSES	8	8	-	-	4	1	-	2	1	-	4	1	3	-	1	2	-
MARIHUANA	2	2	-	-	2	1	-	1	-	-	2	1	1	-	1	-	-
NARCOTICS	12	12	-	-	6	1	1	4	-	-	6	-	6	-	5	-	1
WEAPONS AND FIREARMS	3	3	-	-	2	-	1	-	-	1	2	-	2	-	-	-	2
ESCAPE	3	3	-	-	2	-	1	-	1	-	2	-	2	-	-	1	1
OTHER GENERAL OFFENSES	-	-	-	-	-	-	-	-	-	-	-	-	-	-	-	-	-
IMMIGRATION LAWS	1	1	-	-	-	-	-	-	-	-	-	-	-	-	-	-	-
LIQUOR, INTERNAL REV.	-	-	-	-	-	-	-	-	-	-	-	-	-	-	-	-	-
SELECTIVE SERVICE ACT	-	-	-	-	-	-	-	-	-	-	-	-	-	-	-	-	-
OTHER SPECIAL OFFENSES (FEDERAL STATUTES)	2	2	-	-	-	-	-	-	-	-	-	-	-	-	-	-	-
<b>SOUTH DAKOTA TOTAL</b>	<b>173</b>	<b>159</b>	<b>14</b>	<b>-</b>	<b>120</b>	<b>37</b>	<b>19</b>	<b>21</b>	<b>13</b>	<b>30</b>	<b>110</b>	<b>39</b>	<b>71</b>	<b>5</b>	<b>41</b>	<b>8</b>	<b>17</b>
HOMICIDE	12	8	4	-	12	1	3	3	2	3	12	2	10	-	4	4	2
ROBBERY	-	-	-	-	-	-	-	-	-	-	-	-	-	-	-	-	-
ASSAULT	45	42	3	-	35	12	7	6	5	5	35	10	25	3	15	2	5
BURGLARY	3	3	-	-	1	-	1	-	-	-	1	-	1	-	1	-	-
LARCENY AND THEFT	28	28	-	-	22	16	1	3	1	1	20	8	12	2	5	2	3
EMBEZZLEMENT	4	1	3	-	3	-	1	1	1	-	3	2	1	-	1	-	-
FRAUD	41	39	2	-	24	-	2	3	1	18	19	15	4	-	3	-	1
AUTO THEFT	4	4	-	-	2	-	1	-	-	-	2	-	2	-	2	-	-
FORGERY, COUNTERFEIT.	3	3	-	-	3	-	-	2	-	1	3	1	2	-	1	-	1
SEX OFFENSES	8	8	-	-	8	3	2	2	1	-	8	1	7	-	6	-	1
MARIHUANA	-	-	-	-	-	-	-	-	-	-	-	-	-	-	-	-	-
NARCOTICS	-	-	-	-	-	-	-	-	-	-	-	-	-	-	-	-	-
WEAPONS AND FIREARMS	5	5	-	-	4	1	-	1	2	-	4	-	4	-	1	-	3
ESCAPE	2	1	1	-	1	-	1	-	-	-	1	-	1	-	1	-	-
OTHER GENERAL OFFENSES	3	3	-	-	1	1	-	-	-	-	1	-	1	-	-	-	1
IMMIGRATION LAWS	-	-	-	-	-	-	-	-	-	-	-	-	-	-	-	-	-
LIQUOR, INTERNAL REV.	-	-	-	-	-	-	-	-	-	-	-	-	-	-	-	-	-
SELECTIVE SERVICE ACT	-	-	-	-	-	-	-	-	-	-	-	-	-	-	-	-	-
OTHER SPECIAL OFFENSES (FEDERAL STATUTES)	15	14	1	-	4	3	-	-	-	1	1	-	1	-	1	-	-
<b>ALASKA TOTAL</b>	<b>82</b>	<b>75</b>	<b>7</b>	<b>-</b>	<b>45</b>	<b>8</b>	<b>3</b>	<b>8</b>	<b>7</b>	<b>19</b>	<b>3</b>	<b>-</b>	<b>3</b>	<b>-</b>	<b>2</b>	<b>1</b>	<b>-</b>
HOMICIDE	-	-	-	-	-	-	-	-	-	-	-	-	-	-	-	-	-
ROBBERY	8	8	-	-	2	1	-	-	-	1	-	-	-	-	-	-	-
ASSAULT	1	1	-	-	1	-	-	-	-	1	-	-	-	-	-	-	-
BURGLARY	-	-	-	-	-	-	-	-	-	-	-	-	-	-	-	-	-
LARCENY AND THEFT	12	11	1	-	6	4	-	1	1	-	-	-	-	-	-	-	-
EMBEZZLEMENT	9	6	3	-	5	2	-	-	1	2	-	-	-	-	-	-	-
FRAUD	7	6	1	-	4	-	-	-	1	3	-	-	-	-	-	-	-
AUTO THEFT	-	-	-	-	-	-	-	-	-	-	-	-	-	-	-	-	-
FORGERY, COUNTERFEIT.	2	2	-	-	-	-	-	-	-	-	-	-	-	-	-	-	-
SEX OFFENSES	1	1	-	-	1	-	-	-	-	1	-	-	-	-	-	-	-
MARIHUANA	1	1	-	-	1	-	-	-	1	-	-	-	-	-	-	-	-
NARCOTICS	19	17	2	-	11	1	3	3	1	3	-	-	-	-	-	-	-
WEAPONS AND FIREARMS	6	6	-	-	6	-	-	4	-	2	2	-	2	-	1	1	-
ESCAPE	-	-	-	-	-	-	-	-	-	-	-	-	-	-	-	-	-
OTHER GENERAL OFFENSES	5	5	-	-	3	-	-	-	-	3	-	-	-	-	-	-	-
IMMIGRATION LAWS	-	-	-	-	-	-	-	-	-	-	-	-	-	-	-	-	-
LIQUOR, INTERNAL REV.	-	-	-	-	-	-	-	-	-	-	-	-	-	-	-	-	-
SELECTIVE SERVICE ACT	-	-	-	-	-	-	-	-	-	-	-	-	-	-	-	-	-
OTHER SPECIAL OFFENSES (FEDERAL STATUTES)	11	11	-	-	5	-	-	-	2	3	1	-	1	-	1	-	-

**TABLE 5**  
**UNITED STATES DISTRICT COURTS**  
**AGE, PRIOR RECORD, AND SEX OF CONVICTED DEFENDANTS**  
**TWELVE MONTH PERIOD ENDED JUNE 30, 1979**

CIRCUIT AND DISTRICT	TOTAL DEFEN- DANTS	SEX			AGE						PRIOR RECORD						
		MALE	FEMALE	COR- POR- ATION	AGE RE- PORTED	21 AND UNDER	22 TO 24	25 TO 29	30 TO 34	35 AND OVER	TOTAL PRIOR RECORD REPT'D	NO PRIOR RECORD	TOTAL WITH PRIOR RECORD	TYPE OF PRIOR RECORD			
														JUVE- NILE	PROBA- TION	PRISON 1 YEAR OR LESS	PRISON MORE THAN 1 YEAR
ARIZONA TOTAL	758	713	45	-	554	55	62	126	99	212	324	1	327	3	126	103	95
HOMICIDE	23	23	-	-	16	6	3	2	2	3	10	-	10	-	5	4	1
ROBBERY	18	17	1	-	13	2	2	6	3	-	11	-	11	-	4	1	6
ASSAULT	36	34	2	-	26	9	2	7	5	3	13	-	13	-	3	8	2
BURGLARY	4	4	-	-	3	1	1	-	-	1	1	-	1	-	-	1	-
LARCENY AND THEFT	29	24	5	-	22	3	2	3	6	8	15	-	15	-	7	3	5
EMBEZZLEMENT	15	14	1	-	10	-	-	2	2	6	1	-	1	-	1	-	-
FRAUD	93	85	8	-	77	1	1	9	6	60	34	-	34	-	17	6	11
AUTO THEFT	4	4	-	-	1	-	-	1	-	-	1	-	1	-	1	-	-
FORGERY, COUNTERFEIT.	34	32	2	-	30	3	8	6	3	10	20	-	20	-	4	8	8
SEX OFFENSES	17	16	1	-	9	6	-	-	1	2	2	-	2	-	2	-	-
MARIHUANA	61	59	2	-	45	2	4	11	13	15	25	-	25	2	13	6	4
NARCOTICS	84	76	8	-	64	1	7	16	16	24	42	1	41	-	21	12	8
WEAPONS AND FIREARMS	43	43	-	-	39	3	2	6	9	19	24	-	24	-	6	6	12
ESCAPE	69	67	2	-	49	3	8	18	10	10	42	-	42	1	5	14	22
OTHER GENERAL OFFENSES	9	7	2	-	8	2	1	1	1	3	5	-	5	-	3	2	-
IMMIGRATION LAWS	179	173	6	-	115	11	20	33	18	33	70	-	70	-	27	30	13
LIQUOR, INTERNAL REV.	-	-	-	-	-	-	-	-	-	-	-	-	-	-	-	-	-
SELECTIVE SERVICE ACT	-	-	-	-	-	-	-	-	-	-	-	-	-	-	-	-	-
OTHER SPECIAL OFFENSES (FEDERAL STATUTES)	40	35	5	-	27	2	1	5	4	15	12	-	12	-	7	2	3
CALIFORNIA NORTHERN TOTAL	482	434	48	-	310	17	24	72	64	133	184	2	182	12	78	38	54
HOMICIDE	-	-	-	-	-	-	-	-	-	-	-	-	-	-	-	-	-
ROBBERY	39	36	3	-	27	4	2	11	5	5	25	-	25	4	7	2	12
ASSAULT	3	3	-	-	-	-	-	-	-	-	-	-	-	-	-	-	-
BURGLARY	10	10	-	-	7	4	1	2	-	-	2	-	2	-	1	1	-
LARCENY AND THEFT	45	42	3	-	30	2	-	6	4	18	17	1	16	1	7	4	4
EMBEZZLEMENT	41	31	10	-	24	2	2	6	6	8	10	-	10	-	6	4	-
FRAUD	108	99	9	-	69	-	6	11	10	42	35	1	34	1	18	5	10
AUTO THEFT	2	2	-	-	1	-	-	-	1	-	1	-	1	-	-	-	1
FORGERY, COUNTERFEIT	43	38	5	-	30	-	2	7	5	16	22	-	22	3	3	5	11
SEX OFFENSES	-	-	-	-	-	-	-	-	-	-	-	-	-	-	-	-	-
MARIHUANA	24	21	3	-	20	-	2	8	5	5	13	-	13	-	8	2	3
NARCOTICS	88	76	12	-	59	3	5	12	18	21	31	-	31	3	16	5	7
WEAPONS AND FIREARMS	8	7	1	-	6	-	1	1	3	1	6	-	6	-	2	3	1
ESCAPE	12	12	-	-	8	-	-	2	3	3	7	-	7	-	2	1	4
OTHER GENERAL OFFENSES	11	11	-	-	9	-	-	-	1	8	1	-	1	-	1	-	-
IMMIGRATION LAWS	19	19	-	-	7	-	2	2	2	1	6	-	6	-	3	3	-
LIQUOR, INTERNAL REV.	-	-	-	-	-	-	-	-	-	-	-	-	-	-	-	-	-
SELECTIVE SERVICE ACT	-	-	-	-	-	-	-	-	-	-	-	-	-	-	-	-	-
OTHER SPECIAL OFFENSES (FEDERAL STATUTES)	29	27	2	-	13	2	1	4	1	5	8	-	8	-	4	3	1
CALIFORNIA EASTERN TOTAL	424	361	63	-	310	21	43	84	51	111	206	-	206	10	80	56	60
HOMICIDE	-	-	-	-	-	-	-	-	-	-	-	-	-	-	-	-	-
ROBBERY	44	39	5	-	33	7	6	10	5	5	28	-	28	1	6	5	16
ASSAULT	6	5	1	-	6	3	-	2	-	1	5	-	5	1	1	3	-
BURGLARY	3	3	-	-	3	2	1	-	-	-	1	-	1	-	-	1	-
LARCENY AND THEFT	65	42	23	-	51	2	9	15	7	18	38	-	38	1	14	11	12
EMBEZZLEMENT	31	16	15	-	27	2	4	8	6	7	13	-	13	1	10	2	-
FRAUD	47	42	5	-	41	-	1	6	4	30	21	-	21	1	9	7	4
AUTO THEFT	3	3	-	-	2	1	-	-	1	-	1	-	1	1	-	-	-
FORGERY, COUNTERFEIT.	65	55	10	-	48	1	8	16	4	19	43	-	43	2	20	10	11
SEX OFFENSES	2	2	-	-	1	-	1	-	-	-	1	-	1	1	-	-	-
MARIHUANA	3	3	-	-	3	-	-	3	-	-	3	-	3	-	3	-	-
NARCOTICS	52	51	1	-	33	1	6	6	8	12	13	-	13	-	8	3	2
WEAPONS AND FIREARMS	22	22	-	-	20	-	1	6	5	8	17	-	17	-	3	4	10
ESCAPE	5	5	-	-	5	1	-	1	3	-	5	-	5	-	1	3	1
OTHER GENERAL OFFENSES	17	17	-	-	12	1	5	4	-	2	7	-	7	-	4	2	1
IMMIGRATION LAWS	38	38	-	-	9	-	1	4	2	2	3	-	3	-	-	2	1
LIQUOR, INTERNAL REV.	-	-	-	-	-	-	-	-	-	-	-	-	-	-	-	-	-
SELECTIVE SERVICE ACT	-	-	-	-	-	-	-	-	-	-	-	-	-	-	-	-	-
OTHER SPECIAL OFFENSES (FEDERAL STATUTES)	21	18	3	-	16	-	-	3	6	7	7	-	7	1	1	3	2

TABLE 5  
UNITED STATES DISTRICT COURTS  
AGE, PRIOR RECORD, AND SEX OF CONVICTED DEFENDANTS  
TWELVE MONTH PERIOD ENDED JUNE 30, 1979

CIRCUIT AND DISTRICT	TOTAL DEFENDANTS	SEX			AGE					PRIOR RECORD							
		MALE	FEMALE	CORPORATION	AGE REPORTED	21 AND UNDER	22 TO 24	25 TO 29	30 TO 34	35 AND OVER	TOTAL PRIOR RECORD REPT'D	NO PRIOR RECORD	TOTAL WITH PRIOR RECORD	TYPE OF PRIOR RECORD			
														JUVE-NILE	PROBATION	PRISON 1 YEAR OR LESS	PRISON MORE THAN 1 YEAR
CALIFORNIA CENTRAL TOTAL	1,246	1,074	171	1	945	40	100	190	231	384	586	1	585	8	188	160	229
HOMICIDE	1	1	-	-	1	-	-	-	1	-	1	-	1	-	-	-	1
ROBBERY	165	157	8	-	131	5	15	41	32	38	112	-	112	1	11	28	1
ASSAULT	7	7	-	-	4	-	1	1	-	2	3	-	3	-	1	-	2
BURGLARY	-	-	-	-	-	-	-	-	-	-	-	-	-	-	-	-	-
LARCENY AND THEFT	107	86	21	-	76	6	6	15	19	30	61	-	61	-	24	19	18
EMBEZZLEMENT	90	55	35	-	70	8	16	20	16	10	17	-	17	1	7	5	4
FRAUD	247	205	42	-	205	2	9	22	40	132	93	-	93	1	55	23	14
AUTO THEFT	10	10	-	-	6	-	2	2	1	1	6	-	6	-	-	-	1
FORGERY, COUNTERFEIT, SEX OFFENSES	123	106	17	-	91	-	6	19	23	43	67	-	67	1	17	25	24
MARIHUANA	36	30	6	-	32	1	3	11	7	10	20	-	20	-	10	6	4
NARCOTICS	180	160	20	-	140	2	11	25	48	54	81	1	80	3	32	29	16
WEAPONS AND FIREARMS	47	46	-	1	44	3	8	4	8	21	35	-	35	1	5	5	24
ESCAPE	94	92	2	-	52	3	8	13	14	14	49	-	49	-	3	8	38
OTHER GENERAL OFFENSES	19	18	1	-	11	1	1	1	1	2	3	-	3	-	3	-	-
IMMIGRATION LAWS	51	48	3	-	34	5	9	6	7	7	17	-	17	-	6	7	4
LIQUOR, INTERNAL REV.	-	-	-	-	-	-	-	-	-	-	-	-	-	-	-	-	-
SELECTIVE SERVICE ACT	-	-	-	-	-	-	-	-	-	-	-	-	-	-	-	-	-
OTHER SPECIAL OFFENSES (FEDERAL STATUTES)	68	52	16	-	48	4	5	10	13	16	21	-	21	-	14	4	3
CALIFORNIA SOUTHERN TOTAL	841	760	81	-	635	80	88	162	143	162	575	196	379	13	135	140	87
HOMICIDE	-	-	-	-	-	-	-	-	-	-	-	-	-	-	-	-	-
ROBBERY	35	34	1	-	30	4	4	12	7	3	28	5	23	1	2	5	15
ASSAULT	10	10	-	-	7	3	-	1	2	1	7	3	4	2	-	1	1
BURGLARY	-	-	-	-	-	-	-	-	-	-	-	-	-	-	-	-	-
LARCENY AND THEFT	48	42	6	-	36	7	9	9	7	4	34	7	27	2	8	12	5
EMBEZZLEMENT	12	8	4	-	7	-	1	1	1	4	6	3	3	-	3	-	-
FRAUD	52	44	8	-	40	1	2	8	8	21	36	15	21	-	8	7	6
AUTO THEFT	-	-	-	-	-	-	-	-	-	-	-	-	-	-	-	-	-
FORGERY, COUNTERFEIT, SEX OFFENSES	30	26	4	-	25	10	3	4	3	5	25	10	15	-	8	5	2
MARIHUANA	63	61	2	-	55	5	9	14	20	7	42	10	32	3	17	4	8
NARCOTICS	150	133	17	-	121	9	10	30	36	36	110	52	58	2	34	12	10
WEAPONS AND FIREARMS	11	11	-	-	9	-	-	-	4	2	8	-	8	-	1	5	2
ESCAPE	34	33	1	-	19	3	1	4	7	4	19	2	17	-	3	11	3
OTHER GENERAL OFFENSES	4	3	1	-	4	-	2	1	-	1	4	2	2	-	1	-	1
IMMIGRATION LAWS	330	301	29	-	244	35	46	64	42	57	222	72	150	3	44	74	29
LIQUOR, INTERNAL REV.	-	-	-	-	-	-	-	-	-	-	-	-	-	-	-	-	-
SELECTIVE SERVICE ACT	-	-	-	-	-	-	-	-	-	-	-	-	-	-	-	-	-
OTHER SPECIAL OFFENSES (FEDERAL STATUTES)	61	53	8	-	37	2	1	10	8	16	33	14	19	-	10	4	5
HAWAII TOTAL	802	789	13	-	93	11	17	14	23	28	90	44	46	3	26	6	11
HOMICIDE	-	-	-	-	-	-	-	-	-	-	-	-	-	-	-	-	-
ROBBERY	2	2	-	-	2	-	1	1	-	-	-	-	-	-	-	-	-
ASSAULT	5	5	-	-	2	-	-	-	2	-	2	-	2	1	1	-	-
BURGLARY	-	-	-	-	-	-	-	-	-	-	-	-	-	-	-	-	-
LARCENY AND THEFT	38	34	4	-	22	7	4	5	4	2	22	12	10	2	6	-	2
EMBEZZLEMENT	4	1	3	-	4	-	2	1	-	1	4	3	1	-	1	-	-
FRAUD	18	18	-	-	13	-	-	2	3	8	12	10	2	-	1	1	-
AUTO THEFT	-	-	-	-	-	-	-	-	-	-	-	-	-	-	-	-	-
FORGERY, COUNTERFEIT, SEX OFFENSES	26	25	1	-	19	3	3	1	2	10	19	9	10	-	5	1	4
MARIHUANA	1	1	-	-	-	-	-	-	-	-	-	-	-	-	-	-	-
NARCOTICS	13	9	4	-	11	1	1	2	7	-	11	5	6	-	4	1	1
WEAPONS AND FIREARMS	14	14	-	-	13	-	6	1	4	2	12	1	11	-	4	3	4
ESCAPE	-	-	-	-	-	-	-	-	-	-	-	-	-	-	-	-	-
OTHER GENERAL OFFENSES	673	673	-	-	3	-	-	-	1	2	3	2	1	-	1	-	-
IMMIGRATION LAWS	1	1	-	-	-	-	-	-	-	-	-	-	-	-	-	-	-
LIQUOR, INTERNAL REV.	-	-	-	-	-	-	-	-	-	-	-	-	-	-	-	-	-
SELECTIVE SERVICE ACT	-	-	-	-	-	-	-	-	-	-	-	-	-	-	-	-	-
OTHER SPECIAL OFFENSES (FEDERAL STATUTES)	7	6	1	-	3	-	-	1	-	2	3	1	2	-	2	-	-

TABLE 5  
UNITED STATES DISTRICT COURTS  
AGE, PRIOR RECORD, AND SEX OF CONVICTED DEFENDANTS  
TWELVE MONTH PERIOD ENDED JUNE 30, 1979

CIRCUIT AND DISTRICT	TOTAL DEFEN- DANTS	SEX			AGE						PRIOR RECORD						
		MALE	FEMALE	COR- PORATION	AGE RE- PORTED	21 AND UNDER	22 TO 24	25 TO 29	30 TO 34	35 AND OVER	TOTAL PRIOR RECORD REPT'D	NO PRIOR RECORD	TOTAL WITH PRIOR RECORD	TYPE OF PRIOR RECORD			
														JUVE- NILE	PROBA- TION	PRISON 1 YEAR OR LESS	PRISON MORE THAN 1 YEAR
IDAHO																	
TOTAL	112	100	12	-	76	4	14	19	11	28	75	27	48	-	21	15	12
HOMICIDE	1	1	-	-	1	-	-	-	1	-	1	-	1	-	-	-	1
ROBBERY	5	5	-	-	5	1	2	-	2	-	5	1	4	-	1	1	2
ASSAULT	2	2	-	-	1	-	-	-	-	-	1	-	1	-	-	-	1
BURGLARY	-	-	-	-	-	-	-	-	-	-	-	-	-	-	-	-	-
LARCENY AND THEFT	15	14	1	-	11	-	1	3	3	4	11	4	7	-	3	4	-
EMBEZZLEMENT	8	5	3	-	6	1	-	2	1	2	6	5	1	-	1	-	-
FRAUD	15	12	3	-	12	-	1	2	-	9	12	5	7	-	4	1	2
AUTO THEFT	1	1	-	-	1	-	-	-	-	-	1	-	1	-	1	-	-
FORGERY, COUNTERFEIT, SEX OFFENSES	7	4	3	-	5	-	2	1	-	2	5	1	4	-	2	1	1
MARIHUANA	-	-	-	-	-	-	-	-	-	-	-	-	-	-	-	-	-
NARCOTICS	-	-	-	-	-	-	-	-	-	-	-	-	-	-	-	-	-
WEAPONS AND FIREARMS	9	9	-	-	7	-	2	2	-	3	7	1	6	-	2	-	4
ESCAPE	1	1	-	-	1	-	-	-	-	1	1	-	1	-	-	-	1
OTHER GENERAL OFFENSES	-	-	-	-	-	-	-	-	-	-	-	-	-	-	-	-	-
IMMIGRATION LAWS	41	39	2	-	21	2	6	5	4	4	20	8	12	-	4	8	-
LIQUOR, INTERNAL REV.	-	-	-	-	-	-	-	-	-	-	-	-	-	-	-	-	-
SELECTIVE SERVICE ACT	-	-	-	-	-	-	-	-	-	-	-	-	-	-	-	-	-
OTHER SPECIAL OFFENSES (FEDERAL STATUTES)	7	7	-	-	5	-	-	4	-	1	5	2	3	-	3	-	-
MONTANA																	
TOTAL	97	92	5	-	80	25	14	16	6	19	78	36	42	5	26	3	8
HOMICIDE	9	9	-	-	9	1	1	4	2	1	9	5	4	2	1	-	1
ROBBERY	1	1	-	-	1	1	-	-	-	-	1	1	-	-	-	-	-
ASSAULT	8	8	-	-	8	1	3	-	1	3	8	2	6	-	5	-	1
BURGLARY	12	12	-	-	10	8	-	2	-	-	9	3	6	-	6	-	-
LARCENY AND THEFT	19	18	1	-	17	8	3	5	-	1	17	7	10	1	6	1	2
EMBEZZLEMENT	3	3	-	-	2	-	-	1	-	1	2	2	-	-	-	-	-
FRAUD	14	14	-	-	10	-	-	1	-	9	9	6	3	-	2	-	1
AUTO THEFT	-	-	-	-	-	-	-	-	-	-	-	-	-	-	-	-	-
FORGERY, COUNTERFEIT, SEX OFFENSES	6	3	3	-	5	-	1	3	-	1	5	2	3	-	1	-	2
MARIHUANA	4	4	-	-	4	3	-	-	-	1	4	2	2	-	1	-	1
NARCOTICS	1	1	-	-	1	-	-	-	1	-	-	-	-	-	-	-	-
WEAPONS AND FIREARMS	3	2	1	-	3	-	1	-	1	1	3	1	2	-	1	1	-
ESCAPE	2	2	-	-	1	-	1	-	-	-	1	-	1	1	-	-	-
OTHER GENERAL OFFENSES	1	1	-	-	-	-	-	-	-	-	1	-	1	1	-	-	-
IMMIGRATION LAWS	1	1	-	-	-	-	-	-	-	-	1	1	-	-	-	-	-
LIQUOR, INTERNAL REV.	-	-	-	-	-	-	-	-	-	-	-	-	-	-	-	-	-
SELECTIVE SERVICE ACT	-	-	-	-	-	-	-	-	-	-	-	-	-	-	-	-	-
OTHER SPECIAL OFFENSES (FEDERAL STATUTES)	10	10	-	-	8	2	4	-	1	1	8	4	4	-	3	1	-
NEVADA																	
TOTAL	116	103	12	1	92	7	8	11	18	48	72	28	44	3	22	3	16
HOMICIDE	-	-	-	-	-	-	-	-	-	-	-	-	-	-	-	-	-
ROBBERY	17	16	1	-	16	2	3	5	3	3	15	5	10	1	4	1	4
ASSAULT	2	2	-	-	1	-	-	1	-	-	1	1	-	-	-	-	-
BURGLARY	-	-	-	-	-	-	-	-	-	-	-	-	-	-	-	-	-
LARCENY AND THEFT	9	9	-	-	5	1	-	-	2	2	1	-	1	-	1	-	-
EMBEZZLEMENT	3	-	2	1	2	1	-	-	-	1	1	1	-	-	-	-	-
FRAUD	26	25	1	-	22	-	-	-	1	21	20	11	9	-	5	-	4
AUTO THEFT	-	-	-	-	-	-	-	-	-	-	-	-	-	-	-	-	-
FORGERY, COUNTERFEIT, SEX OFFENSES	17	13	4	-	16	1	1	2	1	11	13	3	10	-	6	2	2
MARIHUANA	2	2	-	-	1	-	1	-	-	-	-	-	-	-	-	-	-
NARCOTICS	22	19	3	-	17	1	1	-	9	6	14	6	8	-	6	-	2
WEAPONS AND FIREARMS	2	2	-	-	2	-	-	-	1	1	1	-	1	-	-	-	1
ESCAPE	3	3	-	-	2	-	1	-	-	1	1	-	1	-	-	-	1
OTHER GENERAL OFFENSES	6	6	-	-	3	1	1	1	-	-	3	-	3	2	-	-	1
IMMIGRATION LAWS	4	4	-	-	2	-	-	-	1	1	1	-	1	-	-	-	1
LIQUOR, INTERNAL REV.	-	-	-	-	-	-	-	-	-	-	-	-	-	-	-	-	-
SELECTIVE SERVICE ACT	-	-	-	-	-	-	-	-	-	-	-	-	-	-	-	-	-
OTHER SPECIAL OFFENSES (FEDERAL STATUTES)	3	2	1	-	3	-	-	2	-	1	1	1	-	-	-	-	-

**TABLE 5**  
**UNITED STATES DISTRICT COURTS**  
**AGE, PRIOR RECORD, AND SEX OF CONVICTED DEFENDANTS**  
**TWELVE MONTH PERIOD ENDED JUNE 30, 1979**

TWELVE MONTH PERIOD ENDED JUNE 30, 1970																	
CIRCUIT AND DISTRICT	TOTAL DEFEN- DANTS	SEX			AGE						PRIOR RECORD						
		MALE	FEMALE	COR- PORA- TION	AGE RE- PORTED	21 AND UNDER	22 TO 24	25 TO 29	30 TO 34	35 AND OVER	TOTAL PRIOR RECORD REPT'D	NO PRIOR RECORD	TOTAL WITH PRIOR RECORD	TYPE OF PRIOR RECORD			
														JUVE- NILE	PROBA- TION	PRISON 1 YEAR OR LESS	PRISON MORE THAN 1 YEAR
OREGON TOTAL	209	192	16	1	149	9	19	30	24	67	144	45	99	3	29	13	54
HOMICIDE	1	1	-	-	-	-	-	-	-	-	-	-	-	-	-	-	-
ROBBERY	24	24	-	-	23	1	4	8	5	5	23	1	22	-	1	-	21
ASSAULT	4	4	-	-	3	2	1	-	-	-	3	1	2	2	-	-	-
BURGLARY	2	1	1	-	2	1	-	-	1	-	2	-	2	-	-	1	1
LARCENY AND THEFT	34	31	3	-	19	2	5	-	3	9	19	-	19	-	11	1	7
EMBEZZLEMENT	21	17	4	-	6	-	2	1	-	3	6	5	1	-	1	-	-
FRAUD	49	46	3	-	42	-	2	3	3	34	40	24	16	1	3	2	10
AUTO THEFT	2	2	-	-	1	1	-	-	-	-	1	-	1	-	1	-	-
FORGERY, COUNTERFEIT.	8	6	2	-	7	-	2	2	-	3	7	1	6	-	5	-	1
SEX OFFENSES	-	-	-	-	-	-	-	-	-	-	-	-	-	-	-	-	-
MARIHUANA	7	6	1	-	7	-	-	2	3	2	7	5	2	-	1	1	-
NARCOTICS	18	18	-	-	17	1	-	9	2	5	14	4	10	-	2	1	7
WEAPONS AND FIREARMS	9	8	-	1	8	-	1	1	2	4	8	1	7	-	-	3	4
ESCAPE	1	1	-	-	1	-	-	-	1	-	1	-	1	-	-	-	1
OTHER GENERAL OFFENSES	3	3	-	-	3	-	1	2	-	-	3	1	2	-	2	-	-
IMMIGRATION LAWS	13	13	-	-	5	-	1	-	2	-	6	1	5	-	1	3	1
LIQUOR, INTERNAL REV.	-	-	-	-	-	-	-	-	-	-	-	-	-	-	-	-	-
SELECTIVE SERVICE ACT	-	-	-	-	-	-	-	-	-	-	-	-	-	-	-	-	-
OTHER SPECIAL OFFENSES (FEDERAL STATUTES)	13	11	2	-	5	1	-	-	2	-	4	1	3	-	1	1	1
WASHINGTON EASTERN TOTAL	83	74	9	-	63	4	15	14	10	20	59	22	37	1	18	4	14
HOMICIDE	1	1	-	-	-	-	-	-	-	-	-	-	-	-	-	-	-
ROBBERY	-	-	-	-	-	-	-	-	-	-	-	-	-	-	-	-	-
ASSAULT	3	3	-	-	3	-	2	-	-	1	3	1	2	-	1	-	1
BURGLARY	1	1	-	-	1	-	-	-	1	-	1	-	1	-	-	-	-
LARCENY AND THEFT	9	7	2	-	9	-	4	2	2	1	8	2	6	-	2	2	2
EMBEZZLEMENT	2	1	1	-	1	-	-	-	-	1	1	1	-	-	-	-	-
FRAUD	14	13	1	-	12	1	1	2	2	6	10	5	5	-	4	-	1
AUTO THEFT	4	4	-	-	3	-	-	2	-	1	3	1	2	1	-	-	1
FORGERY, COUNTERFEIT.	7	4	3	-	7	2	4	-	1	-	7	5	2	-	1	-	1
SEX OFFENSES	1	1	-	-	1	-	-	-	1	-	1	-	1	-	-	-	1
MARIHUANA	1	1	-	-	1	-	-	-	-	1	1	1	-	-	-	-	-
NARCOTICS	16	14	2	-	10	1	1	3	2	3	10	4	6	-	3	-	3
WEAPONS AND FIREARMS	4	4	-	-	4	-	1	1	-	2	3	-	3	-	2	1	-
ESCAPE	6	6	-	-	4	-	-	2	-	2	4	-	4	-	1	-	3
OTHER GENERAL OFFENSES	1	1	-	-	1	-	-	-	-	1	1	1	-	-	-	-	-
IMMIGRATION LAWS	11	11	-	-	4	-	1	2	1	-	4	-	4	-	4	-	-
LIQUOR, INTERNAL REV.	-	-	-	-	-	-	-	-	-	-	-	-	-	-	-	-	-
SELECTIVE SERVICE ACT	-	-	-	-	-	-	-	-	-	-	-	-	-	-	-	-	-
OTHER SPECIAL OFFENSES (FEDERAL STATUTES)	2	2	-	-	2	-	1	-	-	1	2	1	1	-	-	1	-
WASHINGTON WESTERN TOTAL	978	874	104	-	449	45	69	127	81	127	314	123	191	8	101	33	49
HOMICIDE	2	2	-	-	-	-	-	-	-	-	-	-	-	-	-	-	-
ROBBERY	21	17	4	-	16	5	3	5	3	-	15	3	12	1	6	1	4
ASSAULT	14	14	-	-	9	1	2	1	1	4	9	1	8	-	3	1	4
BURGLARY	-	-	-	-	-	-	-	-	-	-	-	-	-	-	-	-	-
LARCENY AND THEFT	59	53	6	-	25	2	5	9	3	6	24	9	15	2	6	4	3
EMBEZZLEMENT	87	79	8	-	28	3	4	5	7	9	28	17	11	1	0	1	1
FRAUD	84	74	10	-	67	4	3	10	12	36	62	28	34	-	19	6	9
AUTO THEFT	-	-	-	-	-	-	-	-	-	-	-	-	-	-	-	-	-
FORGERY, COUNTERFEIT.	20	17	3	-	15	3	3	2	5	2	14	6	8	-	4	1	3
SEX OFFENSES	3	2	1	-	3	-	-	2	1	-	2	-	2	-	1	1	-
MARIHUANA	17	16	1	-	14	-	-	1	8	5	11	5	6	-	6	-	-
NARCOTICS	103	95	8	-	93	5	13	40	20	15	90	35	55	3	32	7	13
WEAPONS AND FIREARMS	17	17	-	-	13	1	1	3	1	7	12	1	11	-	4	2	5
ESCAPE	11	11	-	-	8	-	-	3	2	3	8	-	8	-	1	2	5
OTHER GENERAL OFFENSES	290	288	2	-	17	2	1	5	1	8	11	6	5	-	3	1	1
IMMIGRATION LAWS	7	7	-	-	3	1	1	1	-	-	2	1	1	-	-	1	-
LIQUOR, INTERNAL REV.	-	-	-	-	-	-	-	-	-	-	-	-	-	-	-	-	-
SELECTIVE SERVICE ACT	-	-	-	-	-	-	-	-	-	-	-	-	-	-	-	-	-
OTHER SPECIAL OFFENSES (FEDERAL STATUTES)	243	182	61	-	138	18	33	40	17	30	26	11	15	1	8	5	1

**TABLE 5**  
**UNITED STATES DISTRICT COURTS**  
**AGE, PRIOR RECORD, AND SEX OF CONVICTED DEFENDANTS**  
**TWELVE MONTH PERIOD ENDED JUNE 30, 1979**

[illegible]

TABLE 5  
UNITED STATES DISTRICT COURTS  
AGE, PRIOR RECORD, AND SEX OF CONVICTED DEFENDANTS  
TWELVE MONTH PERIOD ENDED JUNE 30, 1979

CIRCUIT AND DISTRICT	TOTAL DEFEN- DANTS	SEX			AGE						PRIOR RECORD						
		MALE	FEMALE	COR- PORA- TION	AGE RE- PORTED	21 AND UNDER	22 TO 24	25 TO 29	30 TO 34	35 AND OVER	TOTAL PRIOR RECORD REPT'D	NO PRIOR RECORD	TOTAL WITH PRIOR RECORD	TYPE OF PRIOR RECORD			
														JUVE- NILE	PROBA- TION	PRISON 1 YEAR OR LESS	PRISON MORE THAN 1 YEAR
KANSAS TOTAL	234	206	26	2	174	13	23	35	26	75	171	66	105	1	54	12	38
HOMICIDE	2	1	1	-	2	-	-	-	1	1	2	-	2	-	1	-	1
ROBBERY	2	2	-	-	2	-	-	2	-	-	2	-	2	-	-	-	1
ASSAULT	4	4	-	-	2	1	-	-	-	-	2	-	2	-	-	1	1
BURGLARY	1	1	-	-	1	-	-	-	1	-	2	1	1	-	-	-	-
LARCENY AND THEFT	25	18	7	-	1	-	-	-	-	1	1	-	1	-	-	-	1
EMBEZZLEMENT	13	8	5	-	22	2	4	4	3	9	21	8	13	-	11	-	1
FRAUD	53	49	4	-	11	3	-	3	-	5	10	7	3	-	2	-	1
AUTO THEFT	11	9	2	-	44	1	2	2	2	37	43	26	17	-	13	2	2
FORGERY, COUNTERFEIT,	13	10	3	-	11	1	2	3	4	1	11	2	9	1	1	1	6
SEX OFFENSES	3	3	-	-	12	2	2	3	-	2	12	2	10	-	5	2	3
MARIHUANA	9	9	-	-	1	-	1	-	-	-	1	-	1	-	-	-	1
NARCOTICS	21	19	2	-	9	-	3	3	2	1	9	3	6	-	5	-	1
WEAPONS AND FIREARMS	13	12	1	-	17	1	3	4	3	6	17	8	9	-	2	3	4
ESCAPE	21	21	-	-	13	-	3	5	4	1	13	-	13	-	5	2	6
OTHER GENERAL OFFENSES	17	17	-	-	6	-	-	-	3	3	6	-	6	-	-	-	-
IMMIGRATION LAWS	5	5	-	-	3	1	1	1	-	-	3	1	2	-	1	-	5
LIQUOR, INTERNAL REV.	-	-	-	-	3	-	2	1	-	-	3	-	3	-	1	1	-
SELECTIVE SERVICE ACT	-	-	-	-	-	-	-	-	-	-	-	-	3	-	2	-	1
OTHER SPECIAL OFFENSES (FEDERAL STATUTES)	21	18	1	2	15	1	-	4	3	7	15	8	7	-	5	-	2
NEW MEXICO TOTAL	279	249	23	7	216	32	36	57	32	59	216	77	139	3	55	34	47
HOMICIDE	13	12	1	-	12	5	2	2	2	1	12	3	9	-	6	2	1
ROBBERY	5	5	-	-	2	-	-	-	-	2	2	1	1	-	-	-	-
ASSAULT	22	21	1	-	16	2	2	8	-	4	16	5	11	-	6	5	-
BURGLARY	1	1	-	-	1	1	-	-	-	-	1	-	1	-	-	-	-
LARCENY AND THEFT	19	18	1	-	18	4	4	6	1	3	17	4	13	1	4	3	5
EMBEZZLEMENT	16	10	6	-	12	3	2	4	-	3	12	8	4	-	3	-	1
FRAUD	18	16	1	1	13	-	-	2	1	10	14	8	6	-	4	2	-
AUTO THEFT	12	12	-	-	10	3	1	6	-	-	10	-	10	-	2	3	5
FORGERY, COUNTERFEIT,	13	9	4	-	13	-	3	3	1	6	13	4	9	-	3	2	4
SEX OFFENSES	16	16	-	-	15	8	6	1	-	-	14	7	7	-	2	4	1
MARIHUANA	19	18	1	-	18	-	1	3	9	5	18	6	12	1	5	1	5
NARCOTICS	45	38	7	-	38	3	9	13	8	5	38	16	22	-	10	5	7
WEAPONS AND FIREARMS	25	25	-	-	20	1	2	7	5	5	20	2	18	-	4	2	12
ESCAPE	1	1	-	-	1	-	1	-	-	-	1	-	1	-	-	-	-
OTHER GENERAL OFFENSES	13	13	-	-	2	-	1	-	-	-	1	-	1	-	-	-	-
IMMIGRATION LAWS	18	17	1	-	13	-	-	1	3	9	13	3	10	-	3	4	3
LIQUOR, INTERNAL REV.	-	-	-	-	-	-	-	-	-	-	-	-	-	-	-	-	-
SELECTIVE SERVICE ACT	-	-	-	-	-	-	-	-	-	-	-	-	-	-	-	-	-
OTHER SPECIAL OFFENSES (FEDERAL STATUTES)	23	17	-	6	12	2	2	1	2	5	14	9	5	-	3	-	2
OKLAHOMA NORTHERN TOTAL	124	96	28	-	105	10	21	20	23	31	104	57	47	-	18	7	22
HOMICIDE	-	-	-	-	-	-	-	-	-	-	-	-	-	-	-	-	-
ROBBERY	1	1	-	-	1	1	-	-	-	-	-	-	-	-	-	-	-
ASSAULT	3	3	-	-	2	1	-	-	-	-	1	-	1	-	1	-	-
BURGLARY	-	-	-	-	-	-	-	-	-	1	2	1	1	-	-	-	-
LARCENY AND THEFT	11	4	7	-	11	-	5	2	4	-	-	-	-	-	-	-	1
EMBEZZLEMENT	8	2	6	-	8	1	1	2	2	2	11	5	6	-	3	2	1
FRAUD	23	18	5	-	17	2	3	1	3	8	17	15	1	-	-	-	-
AUTO THEFT	8	7	1	-	7	-	1	2	1	3	7	1	6	-	2	1	3
FORGERY, COUNTERFEIT,	19	12	7	-	17	2	2	5	4	4	16	6	10	-	4	-	6
SEX OFFENSES	-	-	-	-	-	-	-	-	-	-	-	-	-	-	-	-	-
MARIHUANA	-	-	-	-	-	-	-	-	-	-	-	-	-	-	-	-	-
NARCOTICS	19	18	1	-	19	-	7	2	5	5	19	11	8	-	3	-	5
WEAPONS AND FIREARMS	13	13	-	-	12	2	1	4	3	2	12	4	8	-	4	1	3
ESCAPE	1	1	-	-	1	-	-	-	-	1	1	-	1	-	-	-	-
OTHER GENERAL OFFENSES	-	-	-	-	-	-	-	-	-	-	-	-	-	-	-	-	-
IMMIGRATION LAWS	7	7	-	-	6	-	1	2	-	3	6	4	2	-	-	-	-
LIQUOR, INTERNAL REV.	-	-	-	-	-	-	-	-	-	-	-	-	-	-	-	-	-
SELECTIVE SERVICE ACT	-	-	-	-	-	-	-	-	-	-	-	-	-	-	-	-	-
OTHER SPECIAL OFFENSES (FEDERAL STATUTES)	11	10	1	-	4	1	-	-	1	2	4	1	3	-	1	1	1

TABLE 5  
UNITED STATES DISTRICT COURTS  
AGE, PRIOR RECORD, AND SEX OF CONVICTED DEFENDANTS  
TWELVE MONTH PERIOD ENDED JUNE 30, 1979

CIRCUIT AND DISTRICT	TOTAL DEFEN- DANTS	SEX			AGE						PRIOR RECORD						
		MALE	FEMALE	COR- PORA- TION	AGE RE- PORTED	21 AND UNDER	22 TO 24	25 TO 29	30 TO 34	35 AND OVER	TOTAL PRIOR RECORD REPT'D	NO PRIOR RECORD	TOTAL WITH PRIOR RECORD	TYPE OF PRIOR RECORD			
														JUVE- NILE	PROBA- TION	PRISON 1 YEAR OR LESS	PRISON MORE THAN 1 YEAR
OKLAHOMA EASTERN TOTAL	109	91	17	1	75	8	8	12	15	32	75	41	34	1	14	7	12
HOMICIDE	-	-	-	-	-	-	-	-	-	-	-	-	-	-	-	-	-
ROBBERY	3	3	-	-	3	-	-	-	3	-	3	-	3	-	-	-	3
ASSAULT	-	-	-	-	-	-	-	-	-	-	-	-	-	-	-	-	-
BURGLARY	-	-	-	-	-	-	-	-	-	-	-	-	-	-	-	-	-
LARCENY AND THEFT	10	9	1	-	4	-	-	1	2	1	4	1	3	-	-	-	3
EMBEZZLEMENT	9	7	2	-	5	-	1	-	1	3	5	4	1	-	-	1	-
FRAUD	12	10	1	1	6	-	1	-	1	4	6	6	-	-	-	-	-
AUTO THEFT	9	8	1	-	7	1	3	1	1	1	7	2	5	-	2	-	3
FORGERY, COUNTERFEIT	10	7	3	-	10	3	1	1	1	4	10	4	6	1	2	1	2
SEX OFFENSES	-	-	-	-	-	-	-	-	-	-	-	-	-	-	-	-	-
MARIHUANA	23	15	8	-	22	-	2	6	4	10	22	15	7	-	3	4	-
NARCOTICS	9	9	-	-	3	-	-	-	1	2	3	2	1	-	1	-	-
WEAPONS AND FIREARMS	10	9	1	-	10	2	-	3	1	4	10	3	7	-	5	1	1
ESCAPE	-	-	-	-	-	-	-	-	-	-	-	-	-	-	-	-	-
OTHER GENERAL OFFENSES	2	2	-	-	2	2	-	-	-	-	2	1	1	-	1	-	-
IMMIGRATION LAWS	-	-	-	-	-	-	-	-	-	-	-	-	-	-	-	-	-
LIQUOR, INTERNAL REV.	-	-	-	-	-	-	-	-	-	-	-	-	-	-	-	-	-
SELECTIVE SERVICE ACT	-	-	-	-	-	-	-	-	-	-	-	-	-	-	-	-	-
OTHER SPECIAL OFFENSES (FEDERAL STATUTES)	12	12	-	-	3	-	-	-	-	3	3	3	-	-	-	-	-
OKLAHOMA WESTERN TOTAL	392	354	37	1	202	20	32	40	29	81	183	93	90	-	33	7	50
HOMICIDE	1	-	1	-	1	-	-	-	1	-	1	1	-	-	-	-	-
ROBBERY	8	7	1	-	7	1	2	1	2	1	6	3	3	-	1	-	2
ASSAULT	6	5	1	-	5	1	2	1	-	1	4	1	3	-	-	2	1
BURGLARY	1	1	-	-	1	-	-	1	-	-	1	-	1	-	-	-	1
LARCENY AND THEFT	55	43	12	-	46	5	9	10	4	18	41	19	22	-	11	1	10
EMBEZZLEMENT	15	8	7	-	13	-	2	2	-	9	13	11	2	-	1	1	-
FRAUD	34	30	3	1	29	1	2	-	10	16	29	24	5	-	4	-	1
AUTO THEFT	13	11	2	-	12	2	1	2	2	5	11	4	7	-	1	2	4
FORGERY, COUNTERFEIT	17	14	3	-	14	-	2	2	1	9	14	4	10	-	4	1	5
SEX OFFENSES	-	-	-	-	-	-	-	-	-	-	-	-	-	-	-	-	-
MARIHUANA	4	2	2	-	4	1	1	1	1	-	4	3	1	-	-	-	1
NARCOTICS	14	14	-	-	12	3	2	4	1	2	12	7	5	-	3	-	2
WEAPONS AND FIREARMS	17	17	-	-	15	2	1	5	3	4	15	6	9	-	6	-	3
ESCAPE	22	22	-	-	20	-	3	8	2	7	19	2	17	-	-	-	17
OTHER GENERAL OFFENSES	176	174	2	-	17	3	4	2	2	6	7	4	3	-	1	-	2
IMMIGRATION LAWS	-	-	-	-	-	-	-	-	-	-	-	-	-	-	-	-	-
LIQUOR, INTERNAL REV.	1	1	-	-	1	-	-	-	-	1	1	1	-	-	-	-	-
SELECTIVE SERVICE ACT	-	-	-	-	-	-	-	-	-	-	-	-	-	-	-	-	-
OTHER SPECIAL OFFENSES (FEDERAL STATUTES)	8	5	3	-	5	1	1	1	-	2	5	3	2	-	1	-	1
UTAH TOTAL	159	162	27	-	148	9	16	31	17	75	137	75	62	4	21	20	17
HOMICIDE	2	1	1	-	2	-	-	2	-	-	2	-	2	-	1	-	1
ROBBERY	11	9	2	-	6	1	2	1	1	1	6	2	4	-	1	1	2
ASSAULT	11	8	3	-	10	2	2	3	1	2	10	2	8	1	3	4	-
BURGLARY	1	1	-	-	1	-	-	-	1	-	1	1	-	-	-	-	-
LARCENY AND THEFT	14	13	1	-	13	1	3	3	2	4	13	3	10	3	4	3	-
EMBEZZLEMENT	22	13	9	-	18	3	3	5	2	6	18	16	2	-	-	2	-
FRAUD	61	56	5	-	54	-	2	7	4	41	43	31	12	-	8	1	5
AUTO THEFT	-	-	-	-	-	-	-	-	-	-	-	-	-	-	-	-	-
FORGERY, COUNTERFEIT	13	10	3	-	13	-	1	7	2	3	13	3	10	-	2	4	4
SEX OFFENSES	2	2	-	-	2	-	-	-	-	2	2	-	2	-	1	-	1
MARIHUANA	-	-	-	-	-	-	-	-	-	-	-	-	-	-	-	-	-
NARCOTICS	11	9	2	-	3	-	1	1	1	-	3	2	1	-	-	1	-
WEAPONS AND FIREARMS	4	4	-	-	4	-	1	-	-	3	4	-	4	-	1	1	2
ESCAPE	-	-	-	-	-	-	-	-	-	-	-	-	-	-	-	-	-
OTHER GENERAL OFFENSES	8	7	1	-	5	-	-	-	1	4	5	4	1	-	1	-	-
IMMIGRATION LAWS	5	5	-	-	5	-	-	2	1	2	5	2	3	-	-	3	-
LIQUOR, INTERNAL REV.	-	-	-	-	-	-	-	-	-	-	-	-	-	-	-	-	-
SELECTIVE SERVICE ACT	-	-	-	-	-	-	-	-	-	-	-	-	-	-	-	-	-
OTHER SPECIAL OFFENSES (FEDERAL STATUTES)	24	24	-	-	12	2	1	-	1	8	12	9	3	-	1	-	2

**TABLE 5**  
**UNITED STATES DISTRICT COURTS**  
**AGE, PRIOR RECORD, AND SEX OF CONVICTED DEFENDANTS**  
**TWELVE MONTH PERIOD ENDED JUNE 30, 1979**

CIRCUIT AND DISTRICT	TOTAL DEFEN- DANTS	SEX			AGE					PRIOR RECORD							
		MALE	FEMALE	COR- PORA- TION	AGE RE- PORTED	21 AND UNDER	22 TO 24	25 TO 29	30 TO 34	35 AND OVER	TOTAL PRIOR RECORD REPT'D	NO PRIOR RECORD	TOTAL WITH PRIOR RECORD	TYPE OF PRIOR RECORD			
														JUVE- NILE	PROBA- TION	PRISON 1 YEAR OR LESS	PRISON MORE THAN 1 YEAR
WYOMING TOTAL	58	52	6	-	39	6	9	7	7	10	37	11	26	3	19	-	4
HOMICIDE	1	1	-	-	1	1	-	-	-	-	1	-	1	-	1	-	-
ROBBERY	1	1	-	-	1	-	-	1	-	-	1	-	1	-	-	-	1
ASSAULT	1	1	-	-	1	-	-	-	1	-	1	-	-	-	-	-	-
BURGLARY	1	1	-	-	-	-	-	-	-	1	-	1	-	-	-	-	-
LARCENY AND THEFT	8	8	-	-	8	2	3	1	1	1	8	-	8	2	5	-	1
EMBEZZLEMENT	1	1	-	-	1	-	-	-	-	-	1	-	1	-	1	-	-
FRAUD	13	11	2	-	10	1	-	2	1	6	10	6	4	-	4	-	-
AUTO THEFT	4	4	-	-	1	-	1	-	-	-	1	-	1	-	1	-	-
FORGERY, COUNTERFEIT.	2	-	2	-	2	-	1	1	-	-	2	1	1	-	1	-	-
SEX OFFENSES	1	1	-	-	-	-	-	-	-	-	-	-	-	-	-	-	-
MARIJUANA	4	4	-	-	4	-	3	1	-	-	4	1	3	-	3	-	-
NARCOTICS	2	1	1	-	2	1	-	-	1	-	2	1	1	-	1	-	-
WEAPONS AND FIREARMS	4	4	-	-	3	-	1	-	2	-	2	1	1	-	1	-	-
ESCAPE	4	4	-	-	1	-	-	-	1	-	1	-	1	-	-	-	1
OTHER GENERAL OFFENSES	2	1	1	-	1	-	-	-	-	1	1	-	1	-	1	-	-
IMMIGRATION LAWS	-	-	-	-	-	-	-	-	-	-	-	-	-	-	-	-	-
LIQUOR, INTERNAL REV.	-	-	-	-	-	-	-	-	-	-	-	-	-	-	-	-	-
SELECTIVE SERVICE ACT	-	-	-	-	-	-	-	-	-	-	-	-	-	-	-	-	-
OTHER SPECIAL OFFENSES (FEDERAL STATUTES)	9	9	-	-	3	1	-	1	-	1	2	-	2	1	-	-	1
DISTRICT OF COLUMBIA TOTAL	760	614	146	-	618	42	79	163	146	183	609	244	365	10	185	58	112
HOMICIDE	1	1	-	-	1	-	-	-	1	-	1	-	1	-	-	-	1
ROBBERY	27	25	2	-	21	7	5	5	-	4	21	5	16	2	8	2	4
ASSAULT	3	3	-	-	3	-	-	3	-	-	3	2	1	1	-	-	-
BURGLARY	-	-	-	-	-	-	-	-	-	-	-	-	-	-	-	-	-
LARCENY AND THEFT	66	47	19	-	63	3	9	19	18	14	61	27	34	-	17	9	8
EMBEZZLEMENT	21	12	9	-	20	1	3	8	2	6	20	17	3	-	3	-	-
FRAUD	146	97	49	-	128	5	10	32	32	49	126	42	44	-	31	7	6
AUTO THEFT	8	7	1	-	7	2	-	3	1	1	7	1	6	1	-	3	2
FORGERY, COUNTERFEIT.	73	57	16	-	62	3	15	20	13	11	62	16	46	-	28	5	12
SEX OFFENSES	2	2	-	-	2	-	-	2	-	-	2	2	-	-	-	-	-
MARIJUANA	21	19	2	-	19	2	3	6	3	5	18	10	8	-	7	1	-
NARCOTICS	256	223	33	-	203	10	23	52	60	58	200	53	147	3	61	22	61
WEAPONS AND FIREARMS	46	45	1	-	38	6	7	7	10	8	37	13	24	2	12	3	7
ESCAPE	26	23	3	-	17	-	2	6	3	5	17	2	15	-	2	3	10
OTHER GENERAL OFFENSES	24	14	10	-	22	2	-	1	1	18	22	10	12	1	9	1	1
IMMIGRATION LAWS	5	5	-	-	-	-	-	-	-	-	-	-	-	-	-	-	-
LIQUOR, INTERNAL REV.	-	-	-	-	-	-	-	-	-	-	-	-	-	-	-	-	-
SELECTIVE SERVICE ACT	-	-	-	-	-	-	-	-	-	-	-	-	-	-	-	-	-
OTHER SPECIAL OFFENSES (FEDERAL STATUTES)	35	34	1	-	12	1	2	4	2	3	12	4	8	-	7	1	-
ALL DISTRICTS TOTAL	32,913	29,247	3,536	130	21,263	1,589	2,569	4,369	4,018	8,408	9,126	7,584	11,542	261	5,413	2,074	3,794
HOMICIDE	110	109	10	-	90	18	11	30	17	18	83	35	57	3	34	11	33
ROBBERY	1,230	1,171	59	-	902	125	161	255	179	182	847	128	719	26	171	106	416
ASSAULT	619	397	22	-	282	66	45	62	37	72	256	74	182	21	77	38	46
BURGLARY	174	171	3	-	122	56	19	18	15	14	112	31	81	4	29	16	32
LARCENY AND THEFT	3,919	3,262	654	3	2,753	344	452	689	493	805	2,359	873	1,585	51	745	340	550
EMBEZZLEMENT	1,652	1,128	523	1	1,245	78	163	203	253	458	1,091	785	306	4	226	37	35
FRAUD	5,149	4,451	668	30	3,589	85	182	473	598	2,451	3,503	1,969	1,534	22	929	261	322
AUTO THEFT	615	587	28	-	465	34	58	95	95	163	449	84	365	11	139	50	165
FORGERY, COUNTERFEIT.	2,712	2,136	576	-	2,240	166	381	566	408	719	2,111	521	1,590	34	666	320	570
SEX OFFENSES	118	112	6	-	83	29	14	19	10	11	70	29	41	2	19	11	9
MARIJUANA	1,394	1,317	77	-	1,060	83	148	316	270	243	935	402	533	12	341	74	106
NARCOTICS	3,673	3,309	363	1	2,843	131	324	772	735	881	2,588	1,025	1,564	29	855	252	428
WEAPONS AND FIREARMS	1,533	1,503	28	2	1,228	68	137	291	244	496	1,162	251	911	10	285	163	453
ESCAPE	780	732	48	-	495	24	51	129	116	167	460	33	427	5	87	58	317
OTHER GENERAL OFFENSES	4,701	4,609	90	2	3,843	63	62	111	91	516	751	372	379	6	206	51	116
IMMIGRATION LAWS	2,040	1,921	115	1	1,312	138	215	326	280	373	1,047	420	617	4	313	195	105
LIQUOR, INTERNAL REV.	60	58	2	-	41	4	3	-	10	24	41	10	31	-	16	3	12
SELECTIVE SERVICE ACT	2	2	-	-	-	-	-	-	-	-	-	-	-	-	-	-	-
OTHER SPECIAL OFFENSES (FEDERAL STATUTES)	2,623	2,272	261	90	1,252	76	133	280	199	594	1,061	542	519	14	328	88	89

**END**