

Evaluation of Operation Weed and Seed in Wilmington, Delaware - 2001 to 2004

August 2005



State of Delaware
Office of Management and Budget
Statistical Analysis Center

212021

This report is supported in part by Award # 2001WSQX0136 and 2005WSQ50034, Bureau of Justice of Assistance, United States Department of Justice.

Points of view expressed in this document are those of the authors and do not necessarily represent those of the U.S. Department of Justice.

Document No. 10-02-08 05-07-06

212021

PROPERTY OF
National Criminal Justice Reference Service (NCJRS)
Box 6000
Rockville, MD 20849-6000

**Evaluation of Operation Weed and Seed
in Wilmington, Delaware**

July 2005

Delaware Statistical Analysis Center
Richard J. Harris, Research Specialist
John P. O'Connell, Director

ANOVA Associates
Stephen Wilhite, Director

DeISAC Publications on Crime in Wilmington, Delaware.

Eastside Substance Abuse Awareness Program Evaluation First Interim Report, September 1991.

Eastside Substance Abuse Awareness Program Evaluation, January 1993.

A Qualitative Assessment of the Implementation of Community Policing on the Eastside, November 1993.

City of Wilmington Weed and Seed Program Evaluation First Interim Report, June 1993.

City of Wilmington Weed and Seed Program Evaluation – 18 Month Report, June 1994.

Evaluation of the Wilmington Weed and Seed Program - 30 Month Report, August 1995.

Wilmington Shootings 1996: A Comparative Study of Victims and Offenders in Wilmington, Delaware, March 1997.

Evaluation of the Wilmington Weed & Seed Program – January to December 1995, April 1997.

City of Wilmington Operation Weed & Seed 1992 to 1996: An Evaluation, March 1998.

The Impact of Operation Safe Streets on Shootings in Wilmington, November 1998.

Evaluation of Operation Weed & Seed in Wilmington, Delaware, September 1999.

Of the Community, By the Community, and For the Community – Interviews with Selected Partners of the Weed and Seed Initiative, October 2000.

Evaluation of Operation Weed & Seed in Wilmington, Delaware, July 2001.

Operation Safe Streets/Governor's Task Force: Review and Impact, December 2004.

Table of Contents

Executive Summary	i
Introduction	1
Concerns of West Center City Residents	2
In-Depth Panel Interviews	5
West Center City Service Providers	6
Operation Weed and Seed in Wilmington – 1992 to 2000	8
Operation Weed and Seed in Wilmington – 2001 to 2004	9
City of Wilmington Agencies	10
Law Enforcement	10
Operation Safe Streets/Governor’s Task Force	12
Project Safe Neighborhoods/Operation Disarm	12
Private Investment	13
The Department of Housing and Urban Development (HUD)	13
Leveraging Resources	14
Community Involvement	
Illicit Drugs and Violent Crime in Wilmington 2000 to 2003	
Wilmington Crime Index Analysis	17
Illicit Drugs and Violent Crime in the Weed and Seed Area	26
Mapping Drug Hot Spots	30
Year-by-Year Analysis of Drug and Violent Crime Arrests and Complaints	32
Drug and Violent Crime Arrests and Complaints in 2001	34
Drug and Violent Crime Arrests and Complaints in 2002	36
Drug and Violent Crime Arrests and Complaints in 2003	38
Shooting Incidents Resulting in Injury or Death	42
Weed and Seed Funded Activities – 1992 to 2003	46

Executive Summary

Operation Weed and Seed has a long history in the City of Wilmington. When the Weed and Seed strategy and goals were adhered to, reported crime and arrests for violent and drug related crimes decreased significantly and residents reported an increase in their sense of safety and an improved quality of life. This level of success was most apparent in 1992 and 1993 when Weed and Seed was first implemented in the city's Hilltop and West Center City neighborhoods. The Eastside Substance Abuse Awareness Program (ESAAP), a predecessor of Weed and Seed that used a similar strategy, was also attributed with reducing drug related crime in the city's Eastside neighborhood during the late 1980's and early 1990s.

Operation Weed and Seed's effectiveness at reducing crime is also related to the level of funding. In 1994, funding for Weed and Seed decreased dramatically, resulting in a significant reduction in community policing and undercover vice operations in the Weed and Seed neighborhoods. Also during this period, manpower in the police department was cut by 19 percent because of the city's budget constraints. As police resources dwindled, illicit drug activity, violent crime and shootings that resulted in death or injury increased significantly. The Weed and Seed neighborhoods were hardest hit, as serious crime increased by 48 percent. Joint policing projects between the Wilmington, New Castle County, and State police departments, special assistance by Federal law enforcement agencies, and Operation Safe Streets, an ongoing program that pairs state Department of Correction's probation officers with city and state police, gradually helped to curb the increase in crime.

In 2002, Operation Weed and Seed was reorganized in response to some concerns that were raised in the 2001 evaluation report. The size of the target area was reduced from Hilltop, Browntown/Hedgeville and West Center City to West Center City only to better suit the available funding. In addition, a new program coordinator was hired and the Ministry of Caring was selected to manage the "seeding" portion of the program. This combination worked very well in 2002, as illicit drug activity in West Center City decreased by 28 percent (after peaking in 2000) and reported violent crime decreased by 25 percent. While drug and violent crime remained below peak levels in 2003, they both increased some in West Center City as well as in the remainder of Wilmington.

An important finding in this year's report is that 58 percent of the increase in violent crime for the City of Wilmington in 2003 came from the two former Weed and Seed sites, Hilltop and Browntown/Hedgeville (pages 17 and 37). Similar in many respects to what happened in 1994, the reduction of services in Hilltop and Browntown/Hedgeville left these neighborhoods especially vulnerable at a time when the city as a whole experienced an increase in crime. These examples point out the difficulties of sustaining the progress made in Weed and Seed neighborhoods without special phase-out planning. One of the frustrations over the years has been the ups and downs of effective neighborhood planning. A problem mentioned frequently during panel interviews was that a perceived lack of sufficient resources and the lack of a long-term resource commitment make it difficult to engage in long term planning (see page 5).

Weed and Seed has also taught us some lessons about how the illicit drug trade operates. For instance, our analysis of drug crime trends in the Weed and Seed neighborhoods have shown that

special policing programs can effectively suppress and/or displace drug hot spots to about two to five blocks away, but that drug marketing activity usually returns shortly after the cessation of the intensified police activity. (DelSAC, *Evaluation of Operation Weed and Seed*, September 1999, Page 28)

We also have learned through “journey to crime” analysis that illicit drug markets in Weed and Seed neighborhoods attract both drug sellers and buyers who live out of the host neighborhood and that about half of the persons arrested for a drug offense in the Weed and Seed area do not live in the neighborhood. This year’s report shows that this applies to juvenile offenders as well. Over 50 percent of the youth arrested in the West Center City Weed and Seed site either lived in New Castle County or other parts of Wilmington.

This year’s study also explores vehicular traffic patterns to and from I-95 and downtown Wilmington and their relationship with sections of West Center City that have highest concentrations of vacant buildings and lots. Drug market hot spots can usually be found where these factors converge. It is not uncommon for many of the buyers and sellers to “commute” to these markets.

Likewise, studies of shooting incidents that result in an injury or death show that many of the shootings are associated with illicit drug hot spots. Most drug related shootings do not take place at the exact locations of a hot spot, but more commonly occur a block or two away from where the drug market is most active. (DelSAC, *Evaluation of Operation Weed & Seed*, September 1999, Page 42)

Another important finding from the report “Wilmington Shootings 1996: A Comparative Study of Victims and Offenders in Wilmington” is that it is common for both perpetrators and victims in the shootings to have a significant arrest history that includes drug sales and the use of firearms. The findings for the 2004 Operation Safe Streets/Governor’s Task Force study again shows that offenders who live in and patronize these areas tend to be chronic offenders. The average Operation Safe Streets probationer has 19 prior arrests. (DelSAC, *Operation Safe Streets/ Governor’s Task Force*, December 2004, Page 14)

Crime worsened as the illicit drug trade found its way to neighborhoods where good marketing locations existed. Gunplay, associated violence, fear and reduced quality of life for law-abiding citizens, the deterioration of property and the decline in property values are hallmarks of this social phenomenon. A key lesson learned is that the majority of those who live in these neighborhoods do not support the level of illegal activity that occurs there. Coupling this finding with the knowledge that many people who live outside West Center City come into the neighborhood to partake in illegal activities, including illicit drug sales and shootings, indicates that this is not just a neighborhood or Wilmington problem but is actually a broader community problem.

Introduction

Operation Weed and Seed is a federally funded initiative that provides financial and technical assistance for creating local strategies to prevent, control, and reduce violent crime, illicit drugs, and gang activity in designated high-crime neighborhoods. The Weed & Seed strategy consists of four elements: Law Enforcement, Community-Oriented Policing, Prevention, Intervention, and Treatment, and Neighborhood Restoration.

- **Law Enforcement** “weeding” efforts focus on suppressing illicit drug activity and violent crime through increased enforcement, prosecution, adjudication, and supervision of offenders.
- **Community-Oriented Policing** serves as a bridge between “weeding” and “seeding”. The goal of community policing is to reduce neighborhood crime by promoting cooperation and information sharing between area residents and the police.
- **Prevention, Intervention, and Treatment** encompasses an array of activities including family services, organized recreation, job and life skills development, mentoring, service projects, educational programs, counseling programs and support programs.
- **Neighborhood Restoration**, aims to improve the quality of life in the target neighborhoods by providing more economic opportunities for residents, improving housing conditions, reducing blight, and improving the delivery of public services.

Wilmington, Delaware was one of the first sites in the nation to receive federal funding to implement the Weed and Seed strategy. West Center City, Wilmington’s current Weed and Seed neighborhood, has been part of the city’s officially recognized Weed and Seed site since 1992. Wilmington’s Weed and Seed target area originally encompassed the Hilltop and West Center City neighborhoods, and in 1995, the target area was expanded to include the Browntown/Hedgeville neighborhood. In 2002, the target area was reduced to West Center City only (Census Tracts 16 and 21) because it was decided that a smaller area would be more manageable given the level of federal Weed and Seed funding that the site currently receives.

In 2003, Wilmington received \$225,000 in federal Weed and Seed funds. Slightly more than half was used to pay for three full time police officers. The remaining funds were used to pay for a Weed and Seed coordinator position, seeding activities, grant management, monitoring, and evaluation. Wilmington’s Weed and Seed program also received an additional \$50,000 from the Department of Housing and Urban Development (HUD) to pay for a “gun safety education” program for tenants of public and subsidized housing units in West Center City, improved lighting outside of the units, and overtime for police to conduct illegal weapons enforcement in these areas.

West Center City (Census Tracts 16 and 21) is located directly west of Wilmington’s central business district. The boundaries of the Weed and Seed target area are N. Tatnall St., W. 3rd St., N. Adams St., W. 11th St. The Weed and Seed target area excludes a few blocks in Census Tract 21 south of W. 3rd St and a small section of Census Tract 16 north of W. 11th St.

According to the 2000 Census of Population and Housing, approximately 4,705 persons lived in West Center City in 1999, an increase of 117 persons over the 1989 population of 4,588. About 71 percent of the area's residents are African-American.

The median yearly household income for West Center City was well below the citywide median. The median household income in 1999 for West Center City households was \$25,039, just 71 percent of the citywide median household income of \$35,116. Likewise, the median family income for West Center City was \$26,277, approximately 65 percent of the citywide median family income of \$40,241. One out of every four households in West Center City has a yearly income at or below the poverty level. In comparison, 19 percent of all households in Wilmington have poverty level incomes. The number of poverty level households in West Center City increased by 12 percent between the 1990 and 2000 census.

While the incidence of poverty in West Center City is greater than the city as a whole, the area also has a significant number of middle-income households. These households are mostly located in the Trinity Vicinity and Quaker Hill districts, located at the northern and southern ends of the target area respectively. Trinity Vicinity, a historic district located north of W. 9th St., has undergone a significant amount of housing restoration and streetscape improvements over the last 20 years. The area south of W. 4th St., Quaker Hill, experienced a boom in new owner-occupied townhouse construction and housing restoration in the 1980's. The Trinity Vicinity lies within the boundaries of the Weed and Seed target area. The Quaker Hill townhouse development lies just outside of the target area boundary.

The area's lower-income households are concentrated in the central part of the neighborhood, in an area known to locals as "the Valley". The approximate boundaries of the Valley are W. 8th St., Washington St., W. 4th St., and Interstate 95. The neighborhood's drug and crime problems are mostly confined to this area. The Valley is one of the most blighted residential areas in Wilmington. Boarded vacant buildings are common and several large unkempt vacant lots add to the area's rundown and neglected appearance.

The rate of homeownership in West Center City is much lower than the citywide rate. Approximately 25 percent of all the housing units in the West Center City are owner-occupied. In comparison, 45 percent of all city homes are owner-occupied. Many of the rental units in West Center City are subsidized Section 8 or scattered site public housing. The 2000 Census for West Center City shows that about 14 percent of the housing units in the area were vacant when the census was taken.

Concerns of West Center City Residents

For years Wilmington's West Center City neighborhood has consistently ranked among the city's top five neighborhoods for illicit drug sales and arrests. Illicit drugs, however, is just one of many problems that residents of West Center City face. The 2000 Census of Population and Housing shows that compared with the city as a whole, West Center City has a higher incidence of poverty, a higher unemployment rate, a higher percentage of households who rely on public assistance income, and a lower rate of homeownership.

The Weed and Seed Prevention, Intervention, and Treatment subcommittee conducted a door-to-door survey of West Center City residents in the summer of 2000. The survey asked questions about problems and issues facing the neighborhood, the availability of social and rehabilitative services in the area, the quality of city services, residents attitudes about neighborhood crime and the police department's response to crime. 106 residents participated in the survey.

The survey asked residents to list problems in the neighborhood that concerned them the most. According to the survey respondents, the most serious problems facing the neighborhood were illicit drug use and drug sales. The next most serious problems cited by the respondents were juvenile delinquency, public drinking, traffic violations, and loitering.

Another question asked respondents to list the types of services that they felt were needed in the neighborhood. The five most frequently mentioned service needs were substance abuse treatment (70 percent of responses), job training and placement assistance (69 percent of respondents), homeownership assistance (65 percent of respondents), after school tutoring programs (58 percent of respondents), and credit repair counseling (58 percent of respondents).

The survey respondents said that the most serious problems facing the neighborhood were the use and sale of illicit drugs. West Center City contains 6 percent of the city's total population yet was responsible for 14 percent of the city's drug arrests made in 2003. Open-air illicit drug sales have plagued the West Center City area for many years. West Center City's close proximity to Interstate 95 make it easy for drug dealers to bring drugs into the neighborhood from out of state and convenient for suburban drug buyers to make their purchases and get out of the city as quickly as possible (see Map 6 on page 31).

Operation Weed and Seed, along with city, state, and federal crime reduction efforts (most notably Operation Safe Streets, which teams city police with state probation officers, and the Wilmington Police Department's seasonal crime suppression strategies which targets city "hot spots" during the summer months) have helped to prevent the city's illicit drug problem from spiraling out of control. Yet despite the progress that has been made, many problems still remain. Criminal complaint data show that illicit drug complaints in Wilmington increased in 2003 after reaching an 8-year low in 2002.

Survey respondents also said that juvenile delinquency was a big problem in the neighborhood. In 2003, 67 juveniles (under 18 years) were arrested in West Center City. An analysis of residential patterns for West Center City juvenile arrests shows that over half of the juveniles arrested in West Center City in 2003 lived outside of the neighborhood. Thirty-two (48 percent) of the 67 juveniles arrested that year in West Center City were residents of the neighborhood. The remaining 35 juveniles arrested in 2003 were from other neighborhoods in Wilmington or suburban New Castle County.

Since 1992, Operation Weed and Seed has funded after school tutoring, recreational and cultural program for West Center City. Although none of the program's participants were tracked to determine if they eventually were arrested at some point, juvenile arrest statistics show that approximately 13 percent of West Center City residents under 18 years old were arrested in 2003. This compares with a 6 percent arrest rate for all juveniles in Wilmington.

This analysis confirms that West Center City has at least two problems related to juvenile delinquency;

1. The arrest rate for juveniles who live in West Center City is more than twice as high as the citywide juvenile arrest rate, and
2. Juveniles from other neighborhoods in Wilmington travel to West Center City and create problems for the residents who live there.

When asked about the types of services that were needed, the most frequent response was substance abuse treatment. The lack of residential substance abuse treatment beds has been a longstanding problem for Wilmington residents. Very few residential drug treatment programs exist in the Wilmington, and those that do exist have waiting lists. Treatment centers outside of the city have waiting lists as well. The shortage of available drug treatment beds for city residents is a dilemma that needs to be addressed given the magnitude of the city's drug problem.

The Neighborhood Planning Councils that represent West Center City also conducted a needs assessment in 1998. Each city council district in Wilmington has a Neighborhood Planning Council (NPC) made up of residents from each district. NPC's were formed to address the physical, social and economic needs of the community and to work with the city administration in developing comprehensive neighborhood plans. In 1998, a needs assessment identifying problems facing each district and recommended courses of action was prepared as part of the Enterprise Zone Strategic Plan. The Neighborhood Planning Councils that represent West Center City identified the following as problems and concerns affecting residents of the area:

- Deterioration of the area of West Center City in the vicinity of the Hicks Anderson Community Center, including vacant houses and generally unattractive streetscape.
- Lack of parks and other passive open space.
- A multiplicity of community groups, with competing interests, which have not developed a shared vision of the future.
- A lower percentage of homeowners than in other parts of Wilmington.
- A high percentage of assisted housing units, particularly in the vicinity of the Hicks Anderson Community Center.
- Relatively weak demand for owner-occupied housing in the neighborhood.
- Crime and drug trafficking problems in the central part of the neighborhood that have adverse impacts on the entire West Center City neighborhood.
- Poorly maintained rental housing in the neighborhood and a lack of Department of Licenses and Inspections code enforcement.

- A high percentage of multi-unit properties and high housing density.
- Lack of neighborhood services such as a quality restaurant or convenience stores.
- Vacant lots and buildings in the center of the district.
- Concentration of residential social service facilities in the district.

In-Depth Panel Interviews

In August 2003, interviews were held with key Weed and Seed program participants, the eighth in a series of interviews that are held every 2 to 4 years as part of the Delaware Statistical Analysis Center's evaluation of Wilmington's Operation Weed and Seed program. An independent consultant, Stephen Wilhite of ANOVA Associates, conducted the interviews. The August 2003 panel included the chief of the Wilmington Police Department, the city Public Safety director, the Weed and Seed coordinator, staff from the U.S. Attorney's office, Weed and Seed community police officers and residents of West Center City.

Participants were asked to describe the most significant positive and negative changes in the program, to rate how well each of the four elements of Weed and Seed (Law Enforcement, Community Policing, Prevention/Intervention/Treatment, and Neighborhood Restoration) were being implemented, to describe how well the program was doing overall, and to identify what they perceived as the most positive and negative aspects of Weed and Seed.

Everyone interviewed said the operation and management of Weed and Seed had improved greatly since being restructured in 2001. Many panel members noted that downsizing the project scope and reducing the size of the target area were major factors in turning the previously ineffective program around and that the smaller geographic focus made the program more manageable.

The most frequently mentioned problem was the perceived lack of sufficient resources. Many of those interviewed said that the lack of a long-term resource commitment made it more difficult to engage in long-term planning. Another frequently mentioned problem was blight. Many of those interviewed said that vacant and poorly maintained properties in West Center City posed a major barrier to restoring the neighborhood. They blamed most of the problem on absentee landlords and the large number of Section 8 rental units in the neighborhood.

Overall law enforcement was viewed positively even though most of the people interviewed acknowledged that the neighborhood still has a serious crime problem. Some said that the police do a good job when they are around but their presence in the neighborhood was inconsistent. Community policing generally received lower scores than law enforcement. Panel members who had knowledge of Weed and Seed during the initial years said that there was less police and community interaction than there had been when Weed and Seed was first implemented.

When asked about prevention, intervention and treatment, few were aware of any specific Weed and Seed "seeding" programs. Those who were familiar with existing programs said that many

people did not know about them because most of them had just started. Many respondents said that “seeding” efforts should focus more on developing economic opportunities for residents, especially job referral and training. Youth programs, however, were also seen necessary for providing safe, supervised activities for young people who are at risk of becoming involved in delinquent behavior.

While the interviews focused mainly on the perceived effectiveness of the Weed and Seed effort, several neighborhood concerns were mentioned by many of those interviewed. Many of those interviewed said that the large number of low-income housing units in West Center City was a major problem because some of the tenants living in Section 8 and other subsidized rental units were involved with drugs and the property owners were not being held accountable for their tenant’s behavior. Another problem noted by several of those interviewed was that there were few job training and employment opportunities available for residents of the area, especially for teens and young adults. (ANOVA Associates, *Weed and Seed Initiative Panel Interview Evaluation 2003*, January 2004)

West Center City Service Providers

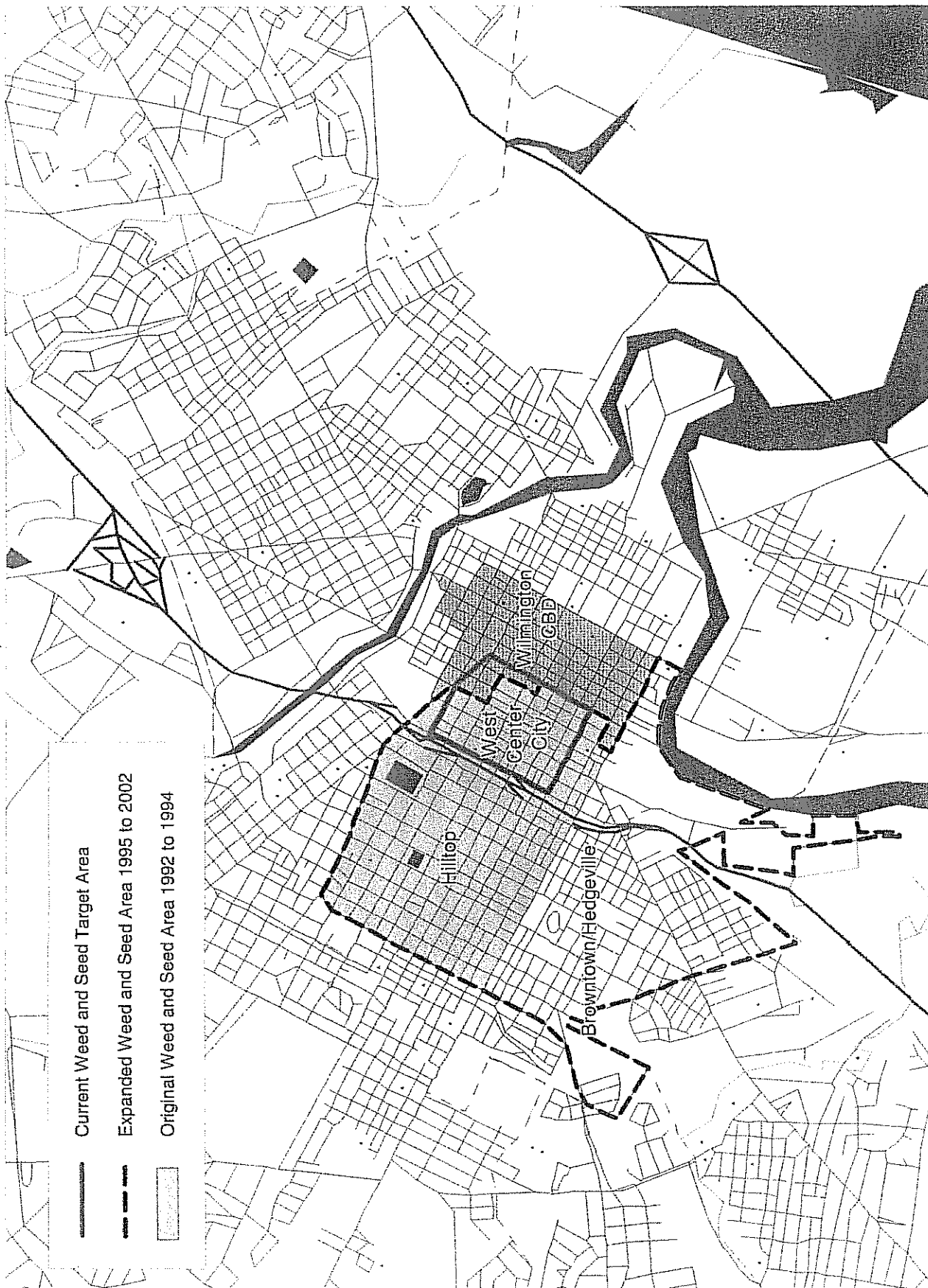
West Center City has two Weed and Seed designated Safe Havens, the Francis X. Norton Community Center, located at 10th & Madison Sts., and the William “Hicks” Anderson Community Center, which is located at 5th & Madison Sts.

The Francis X. Norton Community Center is operated by the Ministry of Caring Inc., a non-profit, ecumenical organization that provides various services to poor and homeless people in the Wilmington area. The Ministry of Caring offers transitional housing for homeless adults, families, and troubled youths, permanent housing for women with special needs and persons with AIDS, provides medical and dental care for the homeless, and operates several dining rooms and child care centers throughout the city. The Ministry of Caring operates several Weed and Seed funded programs out of its Norton Center facility.

The second West Center City safe haven is the William “Hicks” Anderson Community Center. This city owned facility offers educational and recreation programs for youths and adults, including after-school tutoring and computer literacy classes. The center also has a gymnasium, an indoor swimming pool, and a health club quality fitness room. The William “Hicks” Anderson Community Center has received Weed and Seed funds since the program’s inception in 1992.

Other social service providers in West Center City include the Porter State Service Center and the New Castle County Community Mental Health Center.

Map 1 - Weed and Seed Target Area from 1992 to 2005



Operation Weed and Seed in Wilmington – 1992 to 2000

The City of Wilmington, Delaware was one of the first 20 sites selected by the Bureau of Justice Assistance to receive federal funding to implement Operation Weed and Seed. In July 1992, the Wilmington site received an initial award of \$1,100,000 to start a Weed and Seed program. The original target areas were Wilmington's Hilltop and West Center City neighborhoods.

Previous evaluations of Wilmington's Weed and Seed effort found that the Weed and Seed strategy as implemented in Wilmington has yielded mixed results. During the initial 18 months (July 1992 to December 1993) Weed and Seed funded law enforcement, community policing, and social programs were attributed with reducing the number of drug related calls for police service from the target area overall by 14 percent and drug related arrests by 18 percent. (DeSAC, *City of Wilmington Weed and Seed Program Evaluation*, June 1994, Page 42)

Weed and Seed initially paid for six full-time community police officers, four officers from the police department's Drug, Organized Crime and Vice Division, overtime for undercover operations, a dedicated state prosecutor and a dedicated Department of Correction probation and parole officer. Community centers in the area received funds for tutoring and other after-school programs.

After an initial period of significant success, Wilmington's Weed and Seed effort began to experience some setbacks in 1994 when federal Weed and Seed funds were reduced by fifty percent and Weed and Seed law enforcement funding was reduced from approximately \$158,000 to \$29,000. Likewise, Weed and Seed funds for community policing was reduced from \$447,000 to \$42,000.

The reduction in Weed and Seed funds for law enforcement and community policing occurred at the same time that staffing levels in the police department began to decline because the city's budget problems prevented the police from replacing officers who retired. Police officials estimated that by the end of 1994 staffing in the patrol division was down by 20 percent.

In addition, the Weed and Seed target area was expanded in 1995 to include the Browntown and Hedgeville neighborhoods (Census Tracts 25, 26, and 27) because the residents were concerned that illicit drug activity was being displaced to their neighborhoods from Hilltop, which lies on the north side of Lancaster Avenue.

The coordination of community involvement, police activities, and Operation Weed & Seed funded programming also became an issue in 2000. In-depth interviews held with key Weed and Seed participants in October 2000 found that most of the people who were involved with Wilmington's Weed and Seed program at the time were very critical and dissatisfied with how it was being managed. (DeSAC, *Evaluation of Operation Weed & Seed*, July 2001)

Operation Weed and Seed in Wilmington – 2001 to 2004

A new U.S. Attorney for Delaware took office in September 2001. In March 2002, Wilmington's Weed and Seed program was restructured to address some of the criticisms and issues that were brought to light during the in-depth interviews. The following changes to the program were made under the auspices of the U.S. Attorney:

1. A new program coordinator was hired and different community members were selected to serve on the Executive Steering Committee.
2. The Weed and Seed target area was reduced since it was felt that the programs limited resources were being spread over too large of a geographic area. The current Weed and Seed target area in West Center City and is bounded by W. 11th St., Tatnall St., W. 3th St., and N. Adams St.
3. The Ministry of Caring was selected as the primary "seeding" partner. The Ministry of Caring had recently completed construction of Sacred Heart Village, a 78-unit senior citizen apartment building and community center located in the northern part of West Center City. The Ministry of Caring also operates several transitional housing programs, homeless shelters, and food kitchens throughout Wilmington. One of the reasons that they were selected as the seeding partner was that the agency has a proven track record when it comes to leveraging funds for various projects.

Wilmington's Weed and Seed program retains the same organizational structure as in the past with one exception; the current Weed and Seed coordinator is employed by the Ministry of Caring whereas in the past the coordinator was employed by the City of Wilmington or the State of Delaware Criminal Justice Council.

Coordinating existing services to better address the needs of residents of the target area is an important element of the Weed and Seed strategy. Previous evaluations of Wilmington's Weed and Seed program found that the level of coordination among various federal and local law enforcement agencies was strong but coordination with city agencies and other service providers outside of law enforcement less so. This situation has improved since the last evaluation. The Ministry of Caring now serves as the primary "seeding" partner for Weed and Seed and participation by city agencies has increased. Additional state and federal crime control programs have also been integrated into the "weeding" strategy.

City of Wilmington Agencies - The city Department of Licenses and Inspections was also more involved than it was prior to 2001. The agency director attended Weed and Seed executive committee meetings to field complaints about vacant houses in West Center City. This eventually led to the demolition of several properties that were deemed nuisances and safety hazards. The department also cited several properties for code violations. Most of the violations were for rental housing.

The city Department of Real Estate and Housing also started two rental housing and neighborhood improvement initiatives that were not officially part of Weed and Seed but could

potentially have an impact on the Weed and Seed area because most of the housing in West Center City is renter-occupied. As of March 2001, city landlords are required to be trained in crime-prevention techniques. The "Crime Free Multi Housing Program" is a partnership between Wilmington's law and code enforcement officials and rental housing owners and managers aimed at reducing drug activity, gangs and crime in and around apartment buildings. The program requires that landlords:

1. Receive training from police officers and housing inspectors on security, the state landlord/tenant code, housing codes, other relevant codes and laws, as well as screening and monitoring the behavior of tenants.
2. Have their apartments inspected by police and city housing inspectors to ensure that they are in compliance with program requirements pertaining to locks or electronic devices, controlling access to buildings, proper landscaping and lighting.
3. Hold meetings and training sessions with the tenants where they pass on information that they learned from the city to the tenants.

Only after these three requirements are met will the property owners receive their certification. Property owners who refuse to participate in the program are subject to losing their business license.

In May 2003, the Mayor of Wilmington unveiled the "Quality Rental Housing Initiative". This initiative aims to improve city neighborhoods, create quality rental housing for tenants, preserving the investments of property owners and promoting greater adherence to city safety and housing codes. This program provides informational brochures to both landlords and tenants that inform them of their responsibilities regarding the maintenance and upkeep of properties, registration of vacant properties, proper disposal of trash, and the reporting of illegal or inappropriate activities.

Law Enforcement - Major changes were made within the Wilmington Police Department in 2001 as well. Three neighborhood substations that were established in the late 1990's were closed, and the department switched back to a centralized command because police officials believed that doing so would improve communication between the patrol officers and their supervisors. Many of the police who previously manned the substations were reassigned to a "Special Operations Unit". This unit includes traffic, K-9, crime prevention, PAL, and sector specialists. The Drug, Organized Crime and Vice division was also reorganized in 2001 and the number of officers assigned to the division was increased from 18 to 28 officers.

Two high profile shooting incidents occurred in Wilmington in the first quarter of 2001. In February, a shooting incident on a crowded street in Wilmington's central business district had patrons dining at a nearby restaurant scrambling for cover. More than 24 shots were fired during the incident but no one was seriously injured. In March 2001, however, a 28 year-old man and a 5 year-old boy were shot to death in a barbershop located in the downtown area.

In May 2001, Delaware Senator Joseph Biden announced that the FBI, DEA, INS, the U.S. Marshal's Service, the Secret Service and U.S. Customs would provide assistance to the Wilmington Police Department. Federal law enforcement agencies provided similar assistance to Wilmington in 1997, when the city experienced a spike in shootings. In this initiative, a team of state, federal and city police were to review all shootings every two weeks; cases involving repeat violent offenders were to be tried in federal court; federal officers were to assist Wilmington Police Department detectives in drug related homicide investigations; weapons seized in traffic stops and drug raids were to be entered into a gun tracing program run by the U.S. Bureau of Alcohol, Tobacco and Firearms (ATF); and the Delaware National Guard were to build and maintain a database of drug interdictions.

A "Rapid Response Team" made up of Wilmington and State police, the FBI, the U.S. Marshal's Service, the Secret Service, the Bureau of Alcohol, Tobacco and Firearms, and the Office of Probation and Parole was also formed out of this partnership. The team is deployed within 48 hours of every suspected drug related shooting to execute search warrants, make arrests for curfew and probation violations, serve outstanding warrants and set up checkpoints in the targeted area. The Rapid Response Team was deployed for the first time in June 2001, to the Riverside Public Housing development in northeast Wilmington, the site of a recent drug related shooting. The first sweep, which involved 65 officers, occurred in June shortly after a drug related shooting occurred there. The team conducted a 5-hour door-to-door dragnet for guns, drugs and fugitives.

The Wilmington Police Department continued to modify their deployment strategy to address the city's drug and violent crime problem. In June 2002 the Wilmington Police Department implemented "Operation Bold Eagle", otherwise known as "jump-out squads", to address the city's street corner drug trade. Using the element of surprise, drug corners are inundated by large squads of police in unmarked vans and cars who then proceed to "jump out" of the vehicles to question and arrest suspected drug dealers and buyers. This strategy became the subject of controversy because officers would sometimes take photographs of persons who are loitering in known drug areas and there were some questions as to whether this was constitutional or was otherwise violating the rights of the person whose photograph was taken.

In August 2002, Weed and Seed drug enforcement efforts culminated in a large-scale drug sweep in West Center City that resulted in 15 arrests. This joint offensive involved federal, state and county law enforcement officers along with members of the Wilmington Police Department's vice squad. All 15 people arrested were charged with federal drug offenses.

The Wilmington Police Department started several new public safety initiatives in the late spring 2003 to suppress the anticipated spike in crime that usually occurs in the city during the summer months. The initiatives included redeploying officers throughout the department to allow more police officers to be on patrol during high crime periods; increasing the visibility and presence of officers through the use of marked and unmarked vehicles, motorcycles and bicycles; using special operation teams such as the Corner Deployment Initiative, Sobriety Checkpoint Initiative, and the Armed Robbery Initiative; and ensuring that the department is able to redeploy police officers as needed to address changes in crime patterns or locations.

A community watch was formed in 2003 in response to an assault that occurred near the intersection of 9th & Monroe Sts. Most of participants in the watch group lived in the Trinity Vicinity area. The group, which called itself “Corner to Corner”, patrolled the Trinity Area and nearby blocks on foot or by car Friday and Saturday evenings reporting any suspicious activity to the police. The fact that the patrols were mostly white, middle-class persons from a relatively affluent part of the neighborhood caused some tension from many of the lower-income, African-American residents of West Center City.

The Corner-to-Corner neighborhood watch group tried to diffuse some of the tension that had developed between them and the other residents by holding a cookout at the corner of 9th & Monroe Sts. Present at the cookout were the Weed and Seed police officers, the U.S. Attorney, and other members of the Weed and Seed Executive Steering Committee. The cookout was reported by the Wilmington News Journal (the local newspaper) who used it as an example of some of the difficulties that can arise when a neighborhood is becoming gentrified (The News Journal, September 4, 2003). The Wilmington News Journal article said that much of the distrust on the part of the lower income residents was based on their fears that the Corner-to-Corner group’s ulterior motive was to push out the lower income residents from West Center City so the gentrified and mostly white middle-class Trinity Vicinity can expand further into West Center City.

Illicit Drugs and Violent Crime in Wilmington 2000 to 2003

Wilmington Crime Index Analysis

Drug and violent crime arrests and complaints for the City of Wilmington broken out by neighborhood are shown on pages 21 and 22 (Tables 1a, 1b, 2a, and 2b). Most of the city's drug related arrests and complaints are in the Hilltop, West Center City, Riverside, Eastside, Price's Run and Boulevard neighborhoods. Although these six neighborhoods combined contain just 58 percent of the city's population, they were responsible for 84 percent of the city's drug related arrests and 85 percent of all drug related complaints reported in 2003. Violent crime arrests and complaints follow a similar yet slightly different pattern. Most of the city's violent crime arrests and complaints in 2003 were in the Hilltop, Browntown/Hedgeville, Price's Run, West Center City, Eastside, and Boulevard neighborhoods.

Hilltop and Browntown/Hedgeville, two neighborhoods that were part of the Weed and Seed target area until 2002, both saw an increase in illicit drug activity and violent crime in 2003. Hilltop had more drug related arrests, drug related complaints, violent crime related arrests and violent crime complaints than any other neighborhood in Wilmington. Browntown/Hedgeville had the second highest number of violent crime arrests and complaints but ranked seventh in drug related arrests and complaints. West Center City ranked third in drug arrests, second in drug complaints, and fourth in violent crime arrests and complaints. Riverside, in northeast Wilmington, reported the second largest number of drug arrests and the third highest number of drug complaints, but ranked tenth in violent crime arrests and complaints.

The city of Wilmington maps in this section focus on the severity of illicit drug activity and violent crime in each of the 88 policing grids. These maps take into account the severity of crime in each policing grid as well as year-to-year changes for both reported crime and arrests.

For instance, the insert on the facing page, "*Wilmington Crime Index Categories*", shows the ranking criteria for changes in public safety. Blue areas on the maps indicate areas where crime is below the city average, while Red indicates an area where the crime rate is at least twice the citywide average and the number of reported crimes increased while the number of arrests decreased compared to the previous year. Dark Green on the other hand identifies areas where crime is greater than the city average but both reported crime and arrests have decreased compared to the prior year – a very positive development.

Maps 2, 3, 4, and 5 show how the geographic distribution of illicit drugs and violent crime in Wilmington has changed over time. The data analyzed for each map are shown on pages 22, 23, 38 and 39. In 2000, drug related arrests and complaints increased throughout Wilmington. The Map 5 shows that reported drug activity and drug arrests were up in West Center City, the Eastside and northeast Wilmington. Hilltop was one of the few areas in Wilmington that had fewer drug complaints and arrests than the previous year.

The 2001 map shows that drug related complaints in West Center City were down as drug arrests in the area continued to increase. The Prices Run neighborhood in northeast Wilmington also saw drug complaints decrease near the former site of the Eastlake public housing development. Eastlake was vacated in 2001 and was eventually demolished in 2002 as part of the Department

Wilmington Crime Index Categories

Stable Areas (Blue) – the number of complaints were below the citywide average for the year.

Crime is Down (Green) – the number of complaints were higher than the citywide average and both arrests and complaints were lower than the previous year.

Arrests are Up (Light Green) – the number of complaints were higher than the citywide average, complaints were lower than the previous year, and arrests were higher than the previous year.

At Risk (Yellow) – the number of complaints were above the citywide average but less than twice the citywide average, with little change in complaints or arrests compared with the previous year.

Hot Spots (Orange) – the number of complaints were at least twice as high as the citywide average and both arrests and complaints were higher than the previous year.

Saturated (Red) – the number of complaints are at least twice as high as the citywide average, arrests are lower than the previous year, and complaints are higher than the previous year.

of Housing and Urban Development's Hope IV project. The map shows that some of the drug activity that once plagued Eastlake may have been displaced to the adjacent Riverside and N. Market St. areas. Illicit drug activity increased in the Hilltop neighborhood, spreading into the areas north of W. 6th St. and south of Lancaster Avenue (Browntown/Hedgeville).

In West Center City, drug arrests increased south of W. 6th St. and West Center City north of W. 6th St. saw a decrease in both drug complaints and drug related arrests.

Map 3 shows that illicit drug activity was down in most areas of the city in 2002. The exceptions were the Riverside public housing development in northeast Wilmington, and small segments of the Eastside, Boulevard, Hilltop and West Center City neighborhoods. In West Center City, drug arrests increased south of W. 6th St. and West Center City north of W. 6th St. saw a decrease in both drug complaints and drug related arrests.

In 2003, drug arrests and complaints increased citywide, however, the map shows that illicit drug complaints and/or arrests were down in many of the areas that were most active in 2002, while areas adjacent to these "hot spots" show an increase in activity caused by displacement. This change was most evident in northeast Wilmington, which shows a decrease in illicit drug activity in the Riverside and Eastlake areas and a concurrent increase in the adjacent N. Market street area. In West Center City, illicit drug activity was down in the area west of N. Madison St. while the area east of N. Madison St. saw an increase in drug arrests and complaints.

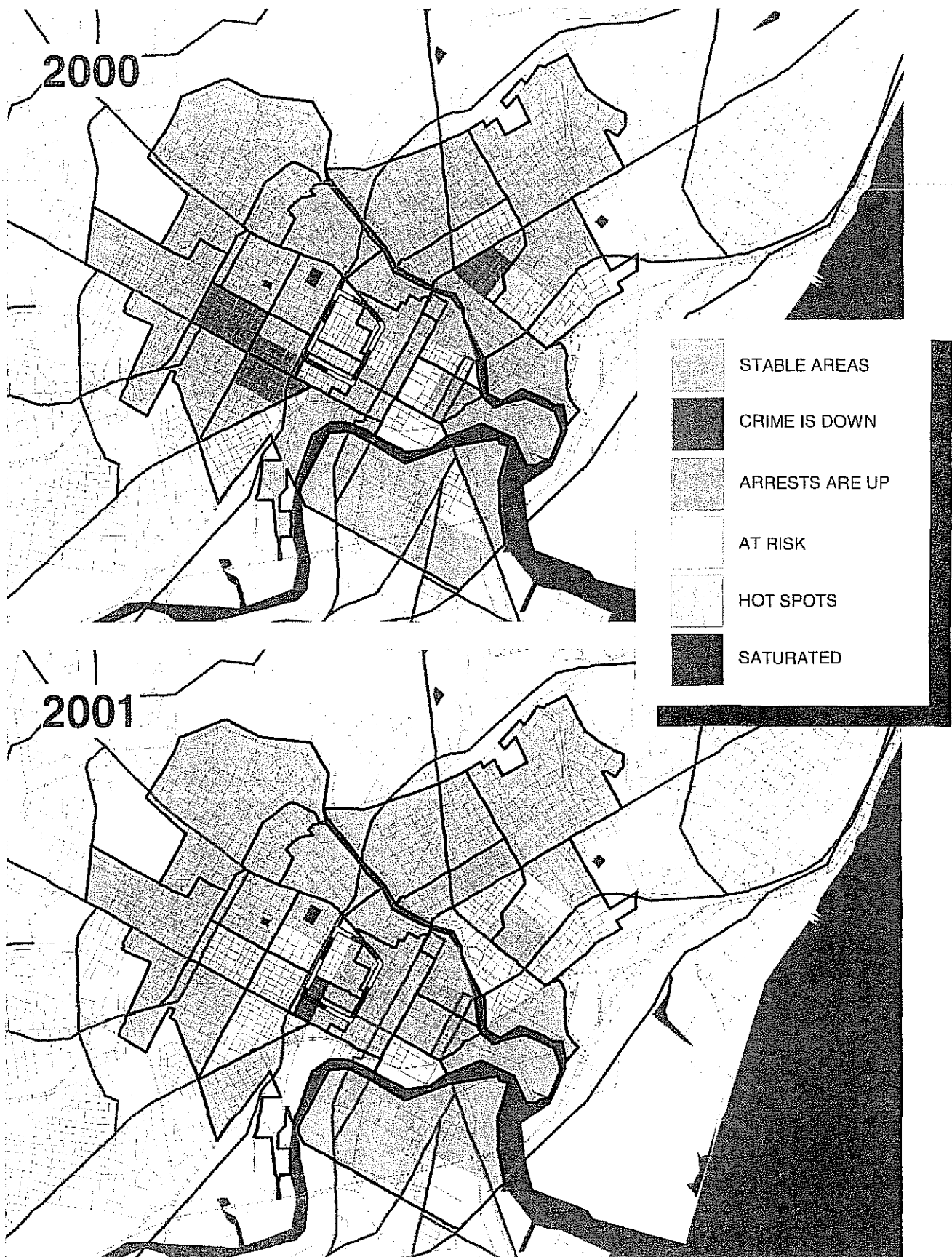
Maps 4 and 5 shows the geographic distribution of violent crime arrests and complaints in 2000, 2001, 2002, and 2003. The maps show that unlike drug crime, which is mostly confined to a few areas in Wilmington, violent crime incidents are more dispersed throughout the city. Reported violent crime was down overall in 2000, although parts of Hilltop, Riverside, South Wilmington and Price's Run saw an increase in violent crime related complaints. In 2001, violent crime was down in many areas of the city, however, violent crime arrests and complaints continued to

increase in West Center City and sections of the city's Browntown/Hedgeville, Hilltop, Boulevard, and Riverside neighborhoods. Violent crimes include assault 1st and 2nd, homicide, rape and robbery.

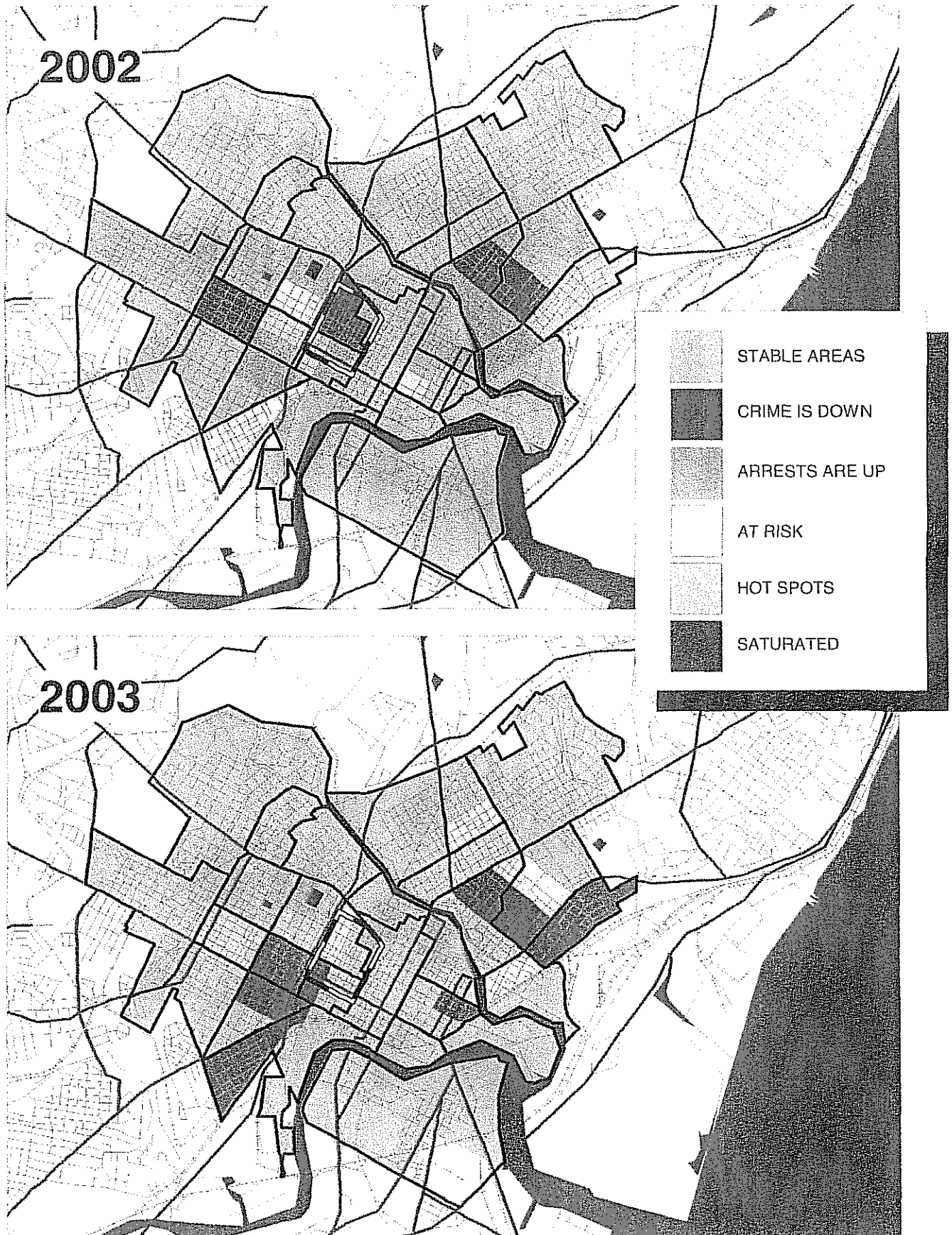
Violent crime complaints were down in most of the city's neighborhoods in 2002. In West Center City, violent crime complaints were down in most of the neighborhood except the area south of W. 6th St. and east of N. Madison St. In 2003, both violent crime arrests and violent crime complaints were up in most of the city, especially in the city's Hilltop, Eastside, and Browntown/Hedgeville neighborhoods. Violent crime complaints also rose in West Center City in the area south of W. 6th St. and west of N. Madison St. This area, along with an adjacent section of Hilltop, fell under the saturated category in 2003, meaning that compared with the previous year violent crime complaints increased while arrests decreased.

It is important to note that while violent crime increased citywide in 2003, 58 percent of the increase (107 out of 185 new violent crimes) occurred in the Hilltop and Browntown/Hedgeville neighborhoods. Both of these neighborhoods were Weed and Seed sites only two years ago. The resurgence of violent and drug related crime in the two former Weed and Seed neighborhoods indicates that crime reduction gains associated with Weed and Seed are difficult to sustain without a specific phase-out plan.

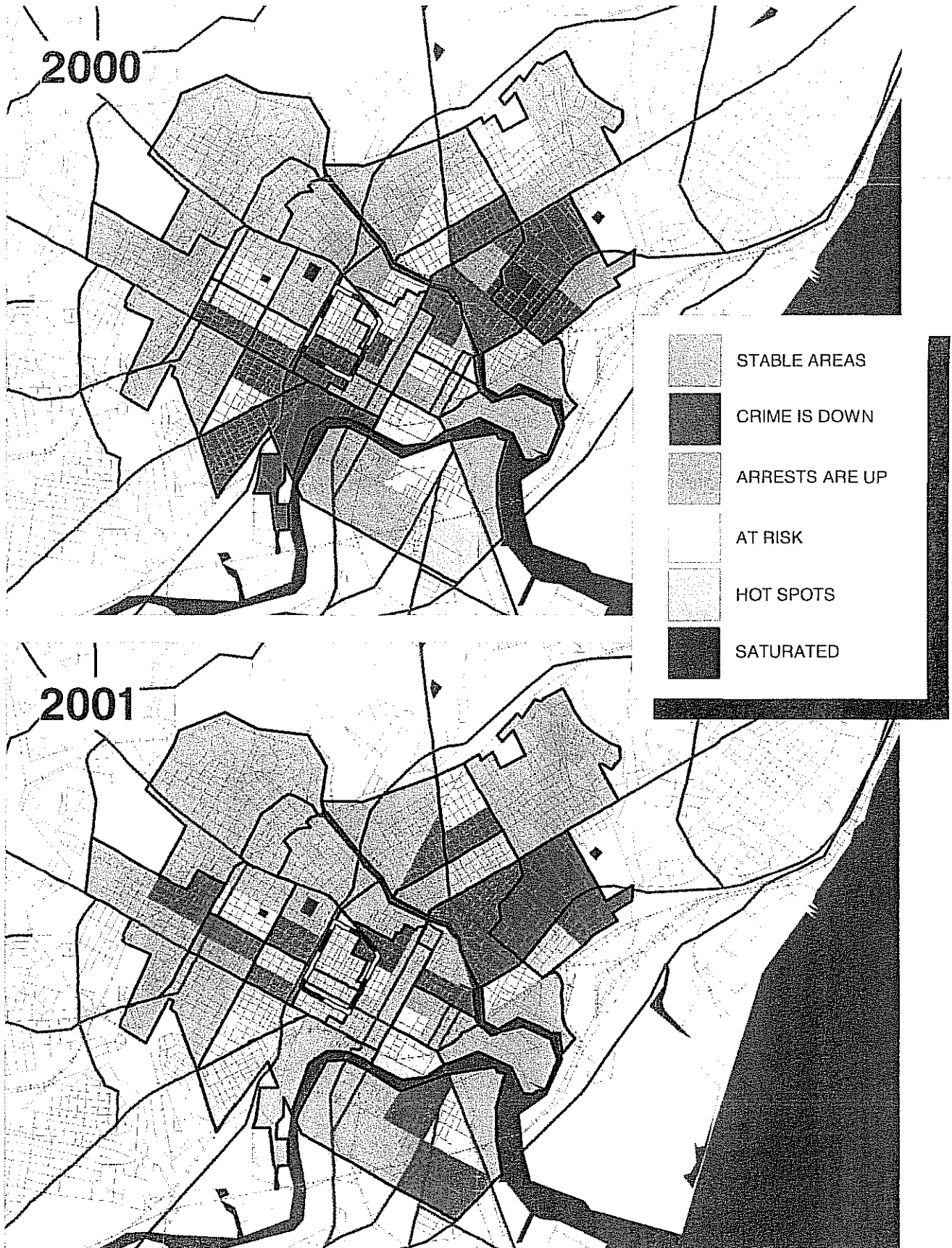
Map 2 - Drug Related Arrests and Complaints for 2000 and 2001



Map 3 - Drug Related Arrests and Complaints for 2002 and 2003



Map 4 - Violent Crime Arrests and Complaints for 2000 and 2001



Map 5 - Violent Crime Arrests and Complaints for 2002 and 2003

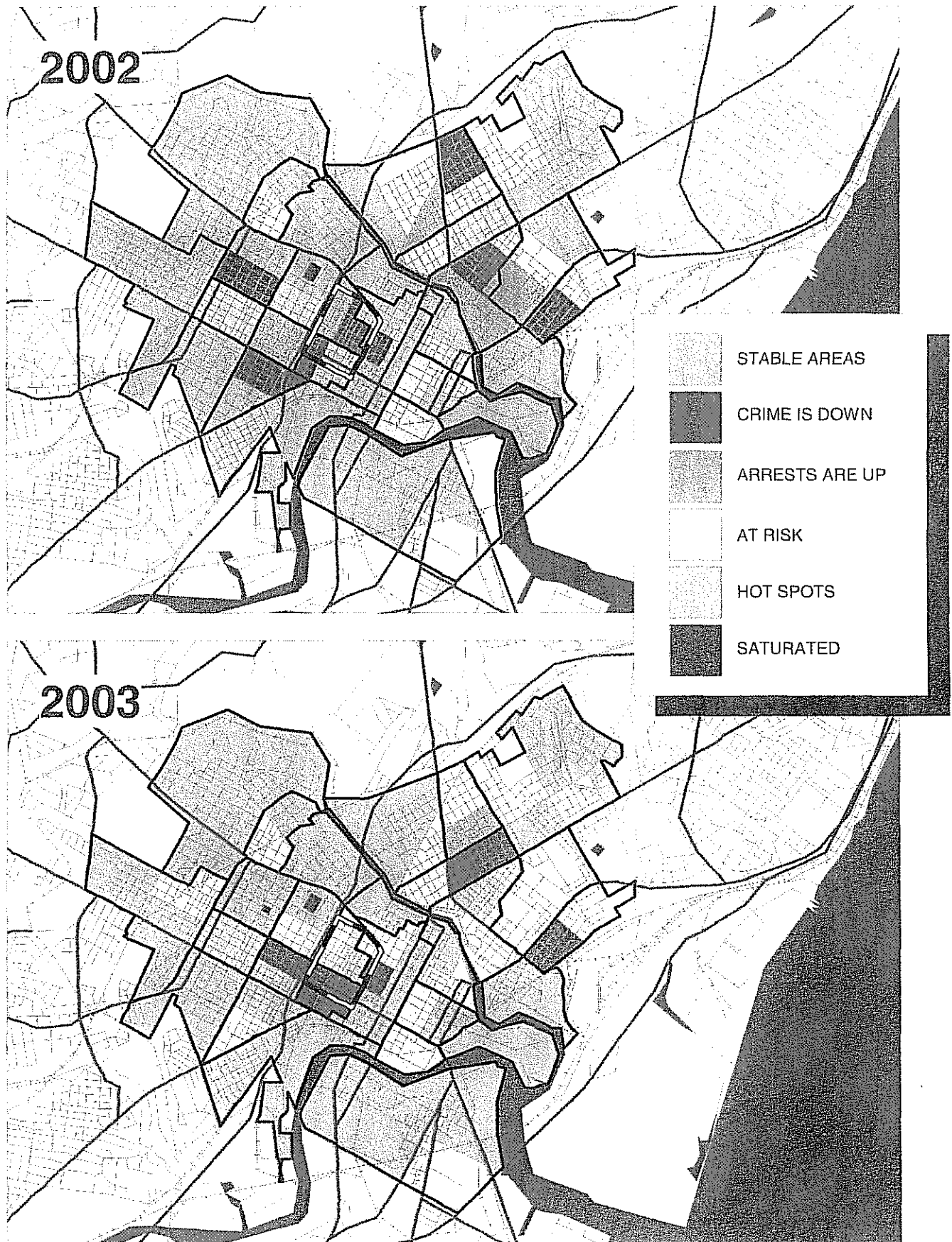


Table 1a - Wilmington Drug Arrests and Complaints by Neighborhood/Analysis Area

Neighborhood	1995		1996		1997		1998		1999	
	Arrests	Complaints	Arrests	Complaints	Arrests	Complaints	Arrests	Complaints	Arrests	Complaints
Bancroft Parkway	5	3	1	2	2	1	0	0	2	3
Boulevard	96	82	65	60	94	75	95	81	64	64
Browntown/Hedgeville	76	56	124	95	67	53	57	47	77	59
Central	47	39	45	33	43	33	55	38	34	27
Cherry Island	2	1	0	0	1	2	0	0	0	0
Delaware Avenue	15	8	10	7	3	2	3	4	0	0
Eastside	83	73	136	117	173	140	205	165	155	137
Hilltop	476	360	358	261	353	289	397	333	393	332
Midtown Brandywine	3	2	3	3	4	3	4	4	2	2
Northwest	8	7	15	11	14	10	13	12	8	8
Price's Run	219	201	185	162	227	186	206	177	225	193
Riverside	76	64	72	61	74	62	50	42	63	57
South Wilmington	44	35	12	11	28	27	47	39	45	41
Southwest	11	8	12	10	11	10	14	13	11	8
West Center City	162	134	111	89	190	162	167	150	250	212
Total	1,323	1,073	1,149	922	1,284	1,055	1,313	1,105	1,329	1,143

Table 2a - Wilmington Part I Violent Arrests and Complaints by Neighborhood/Analysis Area

Neighborhood	1995		1996		1997		1998		1999	
	Arrests	Complaints	Arrests	Complaints	Arrests	Complaints	Arrests	Complaints	Arrests	Complaints
Bancroft Parkway	7	8	0	3	3	8	5	6	6	8
Boulevard	49	132	59	155	54	164	43	134	50	143
Browntown/Hedgeville	53	100	39	120	29	99	47	124	53	128
Central	50	88	36	80	20	88	28	88	29	78
Cherry Island	2	1	0	2	1	0	0	0	16	2
Delaware Avenue	28	39	8	28	13	30	11	24	12	22
Eastside	73	125	60	140	72	170	61	124	58	132
Hilltop	90	254	87	238	80	234	78	236	81	219
Midtown Brandywine	11	18	0	8	2	10	5	10	1	7
Northwest	11	35	21	51	13	45	16	42	11	44
Price's Run	80	181	84	207	57	191	66	165	78	176
Riverside	74	104	56	111	34	99	38	81	32	74
South Wilmington	59	96	32	91	32	89	30	54	8	71
Southwest	22	41	25	33	14	47	17	41	7	36
West Center City	62	141	52	148	64	151	65	145	44	133
Total	671	1,363	559	1,415	488	1,425	510	1,274	486	1,273

Table 1b - Wilmington Drug Arrests and Complaints by Neighborhood/Analysis Area

Neighborhood	2000		2001		2002		2003		1995 - 2003 Total	
	Arrests	Complaints	Arrests	Complaints	Arrests	Complaints	Arrests	Complaints	Arrests	Complaints
Bancroft Parkway	1	1	2	1	2	1	7	5	22	17
Boulevard	117	92	109	98	117	89	126	101	883	742
Browntown/Hedgeville	94	67	97	100	119	62	89	65	800	604
Central	42	38	52	49	52	39	61	49	431	345
Cherry Island	2	2	5	4	1	0	0	0	11	9
Delaware Avenue	4	4	6	12	4	2	23	13	68	52
Eastside	179	168	126	112	139	99	208	161	1,404	1,172
Hilltop	332	272	514	428	523	383	490	374	3,836	3,032
Midtown Brandywine	1	1	1	2	2	2	1	1	21	20
Northwest	5	5	13	19	8	4	14	11	98	87
Price's Run	205	170	194	160	161	112	171	141	1,793	1,502
Riverside	76	62	162	142	306	204	253	183	1,132	877
South Wilmington	72	59	42	39	43	34	70	48	403	333
Southwest	17	13	26	31	26	18	22	16	150	127
West Center City	284	236	244	210	223	171	249	210	1,880	1,574
Total	1,431	1,190	1,593	1,407	1,726	1,220	1,784	1,378	12,932	10,493

Table 2b - Wilmington Part I Violent Arrests and Complaints by Neighborhood/Analysis Area

Neighborhood	2000		2001		2002		2003		1995 - 2003 Total	
	Arrests	Complaints	Arrests	Complaints	Arrests	Complaints	Arrests	Complaints	Arrests	Complaints
Bancroft Parkway	3	6	2	4	0	11	1	4	27	58
Boulevard	51	128	57	115	48	109	50	114	461	1,194
Browntown/Hedgeville	41	94	63	109	45	108	72	140	442	1,022
Central	26	72	22	58	24	42	20	50	255	644
Cherry Island	0	0	0	0	0	0	0	0	19	5
Delaware Avenue	7	19	9	22	13	23	13	27	114	234
Eastside	58	135	50	86	48	114	51	135	531	1,161
Hilltop	85	210	93	204	93	181	115	256	802	2,032
Midtown Brandywine	13	17	3	5	3	8	8	10	46	93
Northwest	13	51	27	30	14	30	26	48	152	376
Price's Run	80	156	60	112	47	88	57	97	609	1,373
Riverside	30	69	29	55	39	51	19	46	351	690
South Wilmington	33	78	30	64	21	48	26	49	271	640
Southwest	20	45	19	31	15	30	17	34	156	338
West Center City	46	112	69	133	56	100	56	118	514	1,181
Total	506	1,192	533	1,028	466	943	531	1,128	4,750	11,041

Illicit Drug and Violent Crime in the West Center City Weed and Seed Area

Chart 1 shows drug related complaints and drug arrests for West Center City from 1995 to 2003. The chart shows that both complaints and arrests have more than doubled since 1996 (the low point in the series). This low point coincides with a 19 percent reduction in the number of police officers citywide and reduced community policing in the Weed and Seed area. 1996 was also the year that the number of shooting incidents in Wilmington that resulted in an injury or a death reached their highest point on record. (DelSAC, "Operation Safe Streets-Governor's Task Force: Review and Impact", December 2004).

West Center City drug arrests and complaints increased every year from 1998 to 2000. After peaking in 2000, both arrests and complaints dropped for two consecutive years in 2001 and 2002. The 2002 decrease is related to Weed and Seed's renewed community policing focus on West Center City. In 2003, West Center City drug arrests increased from 223 to 249 (12 percent) and drug complaints increased from 171 to 210 (23 percent).

It is likely that at least some of this increase in drug-related arrests and complaints in 2003 is related to the stepped up police presence in the Weed and Seed area. That year, Weed and Seed funds were used to pay for three dedicated police officers for West Center City, which brought the number of officers in the Wilmington Police Department to 291, which was slightly above the authorized level of 289 officers. The federal Department of Housing and Urban Development awarded \$50,000 to Wilmington's Weed and Seed program to pay for additional policing in subsidized and public housing units in West Center City. In addition, police patrols citywide were redeployed to allow more officers to be on the street during high crime periods. These initiatives, along with "jump-out squads" and other special operations teams more than likely fueled the increase in drug-related arrests in 2003. Likewise, at least some of the increase in drug-related complaints may be an indication that residents of West Center City's had become more confident that the police would respond to their complaints about drug activity during this period.

Persons arrested for possession with intent to deliver or delivery accounted for 90 (36 percent) of the 249 drug arrests made in West Center City in 2003. Twenty-four (10 percent) of the 249 drug arrests made in 2003 were for trafficking. Overall, drug sales (delivery, possession with intent to deliver, and trafficking) accounted for 46 percent of all drug arrests made in West Center City in 2003. Twenty-five (10 percent) of the 249 drug arrests involved juvenile offenders.

Complaints and arrests for Part I violent crimes (assault 1st and 2nd, homicide, rape and robbery) are shown in Chart 2. Unlike drug related crime, where arrests tend to outnumber complaints, there are nearly twice as many violent crime complaints as there are arrests for each year in the series. Violent crime complaints in West Center City peaked in 1997 and reached a low point in 2002, the year that Wilmington's Weed and Seed program was restructured. In 2003, violent crime complaints for West Center City increased by 18 percent. Fifty-six percent of the violent crime complaints reported in 2003 were for assault and 41 percent were for robbery.

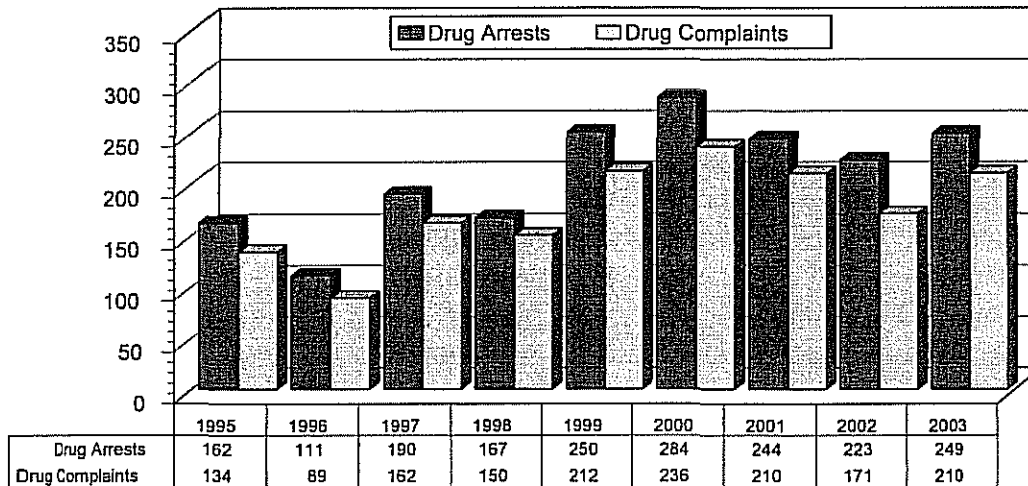
With the exception of 1999 and 2000, the number of violent crime arrests made in West Center City hasn't changed substantially since 1995.

Weed and Seed has been active in West Center City since 1992. However, Weed and Seed funded law enforcement efforts have not been consistent over the past decade. From 1992 to 1994, West Center City and Hilltop shared six full-time Weed and Seed community police officers, nine detectives working on overtime, a probation and parole officer, and a dedicated state prosecutor. During this period reported crime and arrests decreased. Moreover, intensive interviews with Weed and Seed area residents found that community/police relations had improved and that they had become less fearful of drug dealers, addicts, and prostitutes. (DeISAC, "Evaluation of Operation Weed and Seed in Wilmington, Delaware, July 2001).

The reduction in Weed and Seed funds that started in 1994 has had an adverse effect on the very significant public safety and quality of life gains in the Weed and Seed neighborhoods. In the late 1990's, West Center City saw a significant increase in drug activity, violent crime, and shootings resulting in injury or death. The resurgence in crime was felt the hardest in the Weed and Seed neighborhoods as drug related calls to the police increased by 48 percent.

Extraordinary law enforcement efforts that included state, New Castle County and federal resources were expended to help Wilmington recover from the surge in crime. Part of the recovery was to reduce the size of Wilmington's Weed and Seed area from Hilltop, Browntown/Hedgeville and West Center City to West Center City only. Shifting Weed and Seed's focus to a smaller target area, the deployment of police "jump out squads", and special joint operations involving city, county, state and federal law enforcement agencies were successful at reducing crime in 2002. In 2003, West Center City was affected by the increase in violent crime that occurred throughout Wilmington.

**Chart 1 - Drug Arrests and Compliants
West Center City**



Source: Delaware Statistical Analysis Center

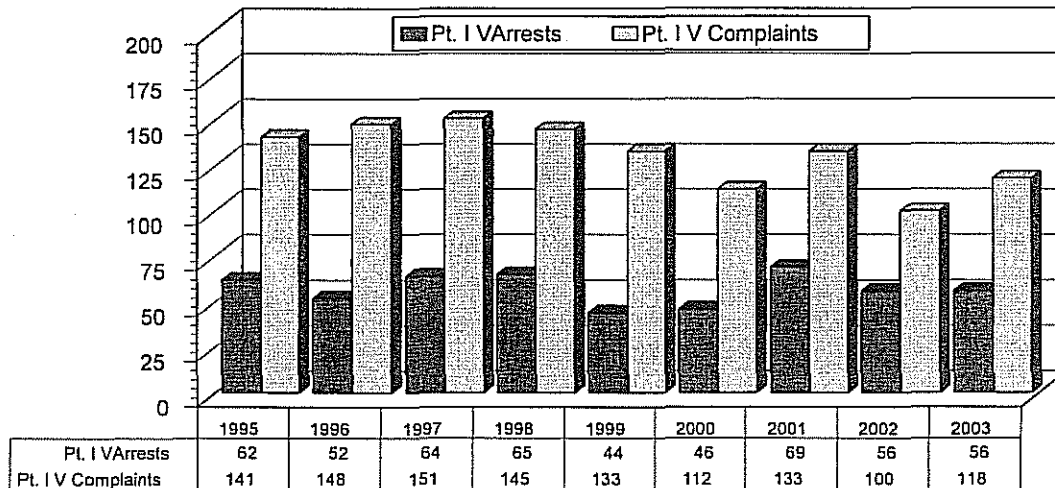
Table 3 - West Center City Drug Arrests

	1995	1996	1997	1998	1999	2000	2001	2002	2003
Total Arrests	162	111	190	167	250	284	244	223	249
Census Tract 16	63	49	88	60	137	141	129	83	112
Grid 1601	27	23	32	11	19	22	36	15	32
Grid 1602	36	26	56	49	118	119	93	68	80
Census Tract 21	99	62	102	107	113	143	115	140	137
Grid 2101	20	17	30	20	29	40	54	75	54
Grid 2102	79	45	72	87	84	103	61	65	83

Table 4 - West Center City Drug Complaints

	1995	1996	1997	1998	1999	2000	2001	2002	2003
Total Complaints	134	89	162	150	212	236	210	171	210
Census Tract 16	52	38	80	55	116	120	115	69	100
Grid 1601	23	16	29	10	16	19	26	18	30
Grid 1602	29	22	51	45	100	101	89	51	70
Census Tract 21	82	51	82	95	96	116	95	102	110
Grid 2101	13	15	23	18	22	28	41	53	36
Grid 2102	69	36	59	77	74	88	54	49	74

**Chart 2 - Part I Violent Arrests and Complaints
West Center City**



Source: Delaware Statistical Analysis Center

Table 5 - West Center City Violent Crime Arrests

	1995	1996	1997	1998	1999	2000	2001	2002	2003
Total Arrests	62	52	64	65	44	46	69	56	56
Census Tract 16	22	19	33	35	18	25	31	23	31
Grid 1601	11	11	11	14	4	8	11	12	15
Grid 1602	11	8	22	21	14	17	20	11	16
Census Tract 21	40	33	31	30	26	21	38	33	25
Grid 2101	18	18	13	13	14	12	23	19	12
Grid 2102	22	15	18	17	12	9	15	14	13

Table 6 - West Center City Violent Crime Complaints

	1995	1996	1997	1998	1999	2000	2001	2002	2003
Total Complaints	141	148	151	145	133	112	133	100	118
Census Tract 16	61	73	74	75	59	65	65	40	54
Grid 1601	27	29	28	30	22	28	28	23	23
Grid 1602	34	44	46	45	37	37	37	17	31
Census Tract 21	80	75	77	70	74	47	68	60	64
Grid 2101	28	35	38	32	32	21	35	24	38
Grid 2102	52	40	39	38	42	26	33	36	26

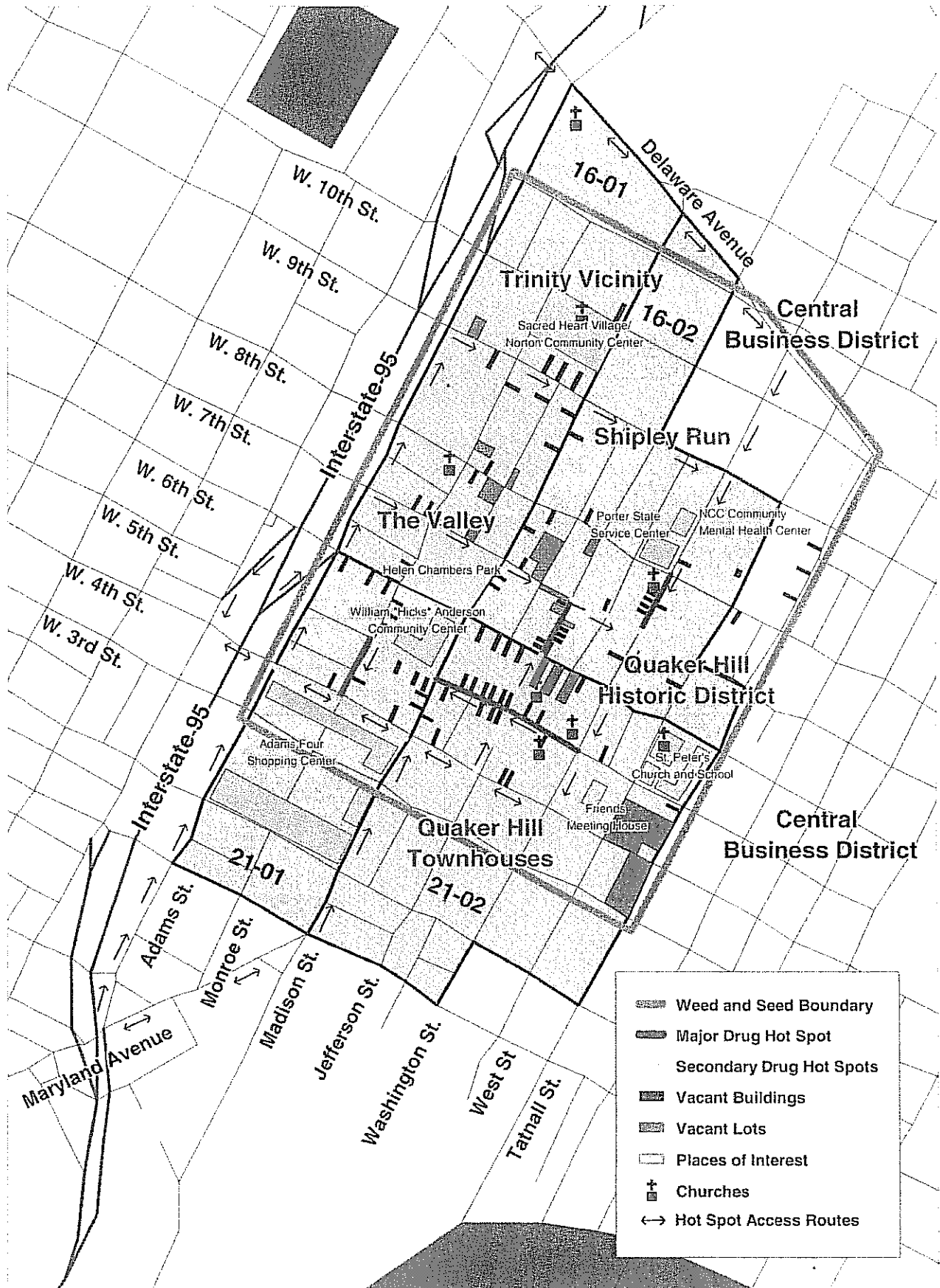
Mapping Drug Hot Spots

Map 6 shows the location the 12 most active of drug arrest “hot spots” in West Center City. The areas shown had the largest number of illicit drug related arrests for the three-year period from 2001 to 2003. More arrests were made on the 600 block of N. Jefferson St. than on any other block in West Center City. Fifty-four arrests were made on this block during the three-year period. The remaining 11 hot spots are 7th & Washington Sts. (37 arrests), the 400 block of N. Monroe St., the 600 block of W. 5th St., and the 500 block of W. 5th St., the 700 block of W. 5th St. (28 arrests), the 500 block of W. 7th St. (26 arrests), the 700 block of W. 4th St. (25 arrests), the 800 block of W. 4th St. (25 arrests), the 500 block of N. Jefferson St. (24 arrests), and the 400 block of W. 7th St. (23 arrests). These 12 areas accounted for approximately 50 percent of all drug related arrests that were made in West Center City in 2001, 2002, and 2003.

Illicit drug activity in West Center City is mostly confined to the 16-block area bounded by W. 4th St., Washington St., W. 8th St., and N. Adams St. (“the Valley”). In 2003, 207 (83 percent) of the 249 drug arrests made in West Center City that year were made in this 16-block area.

The arrows on Map 6 represent vehicular access routes to drug hot spots in West Center City from major thoroughfares and I-95. The map shows that the hot spots are easily reached from the west via W. 4th, W. 7th, and W. 9th St, from the south via N. Madison and N. Jefferson Sts., from the east via W. 4th and W. 5th Sts., and from the north via Washington St. Map 6 also shows that the most active drug markets in West Center City also have the largest concentration of vacant properties, especially in the 600 and blocks of W. 5th St. and N. Jefferson St. Vacant properties in “the Valley” section of West Center City may result from people who move away because of drug activity, tenant evictions from rental properties because of their involvement with drugs or other problems, and a lack of investment caused in part by the area’s longstanding reputation as an economically distressed, drug and crime plagued section of the city.

Map 6 - West Center City Drug Arrest Hot Spots from 2001 to 2003



Year-by-Year Analysis of Drug and Violent Crime Arrests and Complaints for West Center City, Hilltop, Browntown/Hedgeville, and the City of Wilmington.

Before 2002, Wilmington's Weed and Seed area encompassed three neighborhoods - Hilltop, Browntown/Hedgeville and West Center City. In 2002, the target area was reduced to West Center City only. Table 7 compares changes in drug and violent crime related arrests and complaints for the former and current Weed and Seed neighborhoods and the city as a whole from 2000 to 2003.

The table shows that reported drug activity and violent crime was down in most parts of the city in 2002. Many areas in the city also saw an increase in drug related arrests that year. The reduction in reported crime and the increase in drug related arrests coincides with the police department's deployment of "jump-out squads" in the summer of 2002. In 2003, one year after Weed and Seed resources were pulled from Hilltop and Browntown/Hedgeville, these two neighborhoods saw double-digit increases in violent crime arrests and complaints. Violent crime also increased in West Center City in 2003 but the rate of increase was considerably lower compared to Hilltop and Browntown/Hedgeville.

Hilltop and Browntown/Hedgeville both experienced a very significant increase in violent crime after Weed and Seed funded law enforcement enhancements and community programs were discontinued. This raises a question as to whether the crime reduction gains that result from Weed and Seed activities are sustainable once Weed and Seed funded activities end.

Since the early 1990's, the Hilltop area has generated more violent crime and drug related complaints and arrests per year than any other neighborhood in Wilmington. This was the case even during the years when Hilltop was part of the Weed and Seed target area. When Weed and Seed began to focus exclusively on West Center City, it is likely that some of the criminal activity that plagued West Center City was displaced to Hilltop since the neighborhoods share a common boundary and it is relatively easy for offenders to move from one neighborhood to the other. Browntown/Hedgeville, located directly south of both Hilltop and West Center City, also may have been subject to the effects of displacement to a degree.

West Center City and the surrounding neighborhood's close proximity to Interstate 95 makes these areas accessible to persons who live outside the city. In many cases, non-residents who patronize these neighborhoods are there to deliver, sell, or purchase illicit drugs, and as a result, these neighborhoods have become prime locations for open-air drug sales. At this point it appears that Hilltop and Browntown/Hedgeville were unable to prevent criminal activity from recurring after Weed and Seed pulled out of the area. Displacement of crime from West Center City is one possible contributing factor. The city's emerging role as a regional drug market for users from nearby counties in southeastern Pennsylvania, southern New Jersey and northeastern Maryland compounds the problem.

Table 7
Change in Drug and Violent Crime Arrests and Complaints
West Center City vs. Hilltop vs. Browntown/Hedgeville

	2000 - 2001		2001 - 2002		2002 - 2003	
	# Change	% Change	# Change	% Change	# Change	% Change
Drug Arrests						
Citywide	+ 162	+ 11%	+ 133	+ 8%	+ 58	+ 3%
West Center City	- 40	- 14%	- 21	- 9%	+ 26	+ 12%
Hilltop	+ 182	+ 55%	+ 9	+ 2%	- 33	- 6%
Browntown Hedgeville	+ 3	+ 3%	+ 22	+ 23%	- 30	- 25%
Drug Complaints						
Citywide	+ 217	+ 18%	- 187	- 13%	+ 158	+ 13%
West Center City	-26	-11%	- 39	- 19%	+ 39	+ 23%
Hilltop	+ 156	+ 57%	- 45	- 11%	- 9	- 2%
Browntown Hedgeville	+ 33	+ 49%	- 38	- 38%	+ 3	+ 5%
Violent Crime Arrests						
Citywide	+ 27	+ 5%	- 67	- 13%	+ 65	+ 14%
West Center City	+ 23	+ 50%	- 13	- 19%	+ 0	0%
Hilltop	+ 8	+ 9%	0	0%	+ 22	+ 24%
Browntown Hedgeville	+ 22	+ 54%	- 18	- 29%	+ 27	+ 60%
Violent Crime Complaints						
Citywide	- 164	- 14%	- 85	- 8%	+ 185	+ 20%
West Center City	+ 21	+ 19%	- 33	- 25%	+ 18	+ 18%
Hilltop	- 6	- 3%	- 23	- 11%	+ 75	+ 41%
Browntown Hedgeville	+ 15	+ 16%	- 1	- 1%	+ 32	+ 30%

Drug and Violent Crime Arrests and Complaints in 2001

Significant events in 2001:

- In 2001, the Weed and Seed target area still encompassed the West Center City, Hilltop, and Browntown/Hedgeville neighborhoods.
- A new chief of police was appointed to head the Wilmington Police Department in January 2001. One of his first tasks was to reorganize the police department by eliminating the neighborhood mini-stations and reestablishing a centralized command, reassigning many of the officers that used to man the substations to patrol, and increasing the size of the Drug, Organized Crime, and Vice Division.
- In March 2001, The city started the "Crime Free Multi Housing Initiative, which required that city landlords receive training from police officers and building code inspectors on how to keep their rental units free from housing code violations and crime before they can be certified to lease their units.
- In May 2001, a "Rapid Response Team" made up of city, state, and federal law enforcement officers was formed. This unit was to be deployed within 48 hours after a drug related shooting to execute search warrants, set up checkpoints, and arrest persons wanted for probation or curfew violations.

Drug related arrests and complaints - In 2001, drug arrests in Wilmington increased by 11 percent, from 1,431 to 1,593 and drug complaints increased by 18 percent, from 1,190 to 1,407.

West Center City was the only Weed and Seed neighborhood that experienced a decrease in both drug related arrests and complaints. In 2001, drug arrests in West Center City decreased by 14 percent, from 284 to 244, and drug complaints were down 11 percent, from 236 to 210.

Hilltop is responsible for more drug related arrests and complaints than the other two Weed and Seed neighborhoods combined. Drug arrests and complaints in the Hilltop area rose significantly in 2001. Hilltop drug arrests increased by 55 percent from 332 to 514, and drug complaints rose by 57 percent from 272 to 428.

Browntown/Hedgeville saw a 3 percent increase in drug arrests and a more significant 49 percent increase in drug complaints in 2001.

Violent crime arrests and complaints - Violent crime arrests in Wilmington rose by 5 percent in 2001, from 506 to 533, while violent crime complaints decreased by 14 percent, from 1,192 to 1,028.

Of the three former Weed and Seed neighborhoods, West Center City had the largest increase in violent crime arrests and complaints in 2001. Violent crime arrests in West Center City increased by 50 percent in 2001, from 46 to 69, and violent crime complaints increased by 19 percent, from 112 to 133.

Hilltop had more violent crime related arrests and complaints than West Center City or Browntown/Hedgeville, but the number of arrests and complaints remained fairly stable compared to the other Weed and Seed neighborhoods. Violent crime arrests from Hilltop increased by 8 percent in 2001, from 85 to 93, and violent crime complaints decreased by 3 percent, from 210 to 204.

In 2001, violent crime arrests in Browntown/Hedgeville increased by 54 percent, from 41 to 63, and violent crime complaints increased by 15 percent, from 94 to 109.

Table 8 Drug and Violent Crime Arrests and Complaints 2000-2001 West Center City vs. Hilltop vs. Browntown/Hedgeville				
	2000	2001	2000 - 2001	
			# Change	% Change
Drug Arrests				
Citywide	1,431	1,593	+ 162	+ 11%
West Center City	284	244	- 40	- 14%
Hilltop	332	514	+ 182	+ 55%
Browntown Hedgeville	94	97	+ 3	+ 3%
Drug Complaints				
Citywide	1,190	1,407	+ 217	+ 18%
West Center City	236	210	-26	-11%
Hilltop	272	428	+ 156	+ 57%
Browntown Hedgeville	67	100	+ 33	+ 49%
Violent Crime Arrests				
Citywide	506	533	+ 27	+ 5%
West Center City	46	69	+ 23	+ 50%
Hilltop	85	93	+ 8	+ 9%
Browntown Hedgeville	41	63	+ 22	+ 54%
Violent Crime Complaints				
Citywide	1,192	1,028	- 164	- 14%
West Center City	112	133	+ 21	+ 19%
Hilltop	210	204	- 6	- 3%
Browntown Hedgeville	94	109	+ 15	+ 16%

Drug and Violent Crime Arrests and Complaints in 2002

Significant events in 2002:

- The U.S. Attorney for Delaware restructured the Wilmington Weed and Seed program in the first quarter of 2002. Changes included reducing the size of the target area to West Center City only, hiring a new coordinator, appointing new members to the executive steering committee, and making the Ministry of Caring the lead agency for seeding efforts.
- In February 2002, the Wilmington Police Department redeployed patrols based on known and anticipated hot spots. This was in response to a spike in shootings that the police attributed to destabilization of local drug markets that occurred after a police crackdown on drug and gun related operations.
- In May 2002 the Wilmington Police Department received \$55,000 in Weed and Seed funds that was used specifically for targeting gun related crimes.
- The Wilmington Police Department began deploying “jump out squads” and taking photographs of persons loitering on known drug corners in the summer of 2002.
- In August 2002, 15 persons were arrested in West Center City as part of a large-scale drug sweep that included federal, state, county and city law enforcement officers.
- The residents of the Trinity Vicinity area started a neighborhood watch group in December 2002. The group focused mainly on the area near 9th & Monroe Sts.
- Towards the end of 2002 the police department had hired enough new recruits to bring their manpower back to its authorized level of 289 officers.

Drug related arrests and complaints - In 2002, drug arrests in Wilmington increased by 8 percent, from 1,593 to 1,726 while drug complaints decreased by 13 percent, from 1,407 to 1,220.

Drug related arrests and drug complaints in West Center City decreased for the second consecutive year. In 2002, West Center City drug arrests decreased by 9 percent, from 244 to 223, and drug complaints decreased by 19 percent, from 210 to 171.

Drug related arrests in Hilltop increased slightly in 2002, from 514 to 523 (2 percent), while drug complaints decreased by 19 percent, from 210 to 171.

Browntown/Hedgeville saw drug arrests in the neighborhood increase by 23 percent in 2002, from 97 to 119 as drug complaints fell by 38 percent from 100 to 62.

Violent crime arrests and complaints – In 2002, the City of Wilmington overall experienced a reduction in reported violent crime. Violent crime arrests in Wilmington decreased by 13 percent in 2002, from 533 to 466, and violent crime complaints in Wilmington decreased by 8 percent, from 1,028 to 943.

Violent crime arrests in West Center City fell by 19 percent in 2002, from 69 to 56, and violent crime complaints decreased by 25 percent, from 133 to 100. In 2001, violent crime arrests in West Center City increased by 50 percent and violent crime complaints increased by 19 percent.

Violent crime arrests in Hilltop remained at the same level in 2002 (93 arrests) while violent crime complaints decreased by 11 percent, from 204 to 181.

Browntown/Hedgeville experienced a drop in both violent crime complaints arrests in 2002. Violent crime arrests in Browntown/Hedgeville decreased by 29 percent from 63 to 45 while violent crime complaints decreased by 1 percent from 109 to 108.

Table 9 Drug and Violent Crime Arrests and Complaints 2001 to 2002 West Center City vs. Hilltop vs. Browntown/Hedgeville				
	2001	2002	2001 - 2002	
			# Change	% Change
Drug Arrests				
Citywide	1,593	1,726	+ 133	+ 8%
West Center City	244	223	- 21	- 9%
Hilltop	514	523	+ 9	+ 2%
Browntown Hedgeville	97	119	+ 22	+ 23%
Drug Complaints				
Citywide	1,407	1,220	- 187	- 13%
West Center City	210	171	- 39	- 19%
Hilltop	428	383	- 45	- 11%
Browntown Hedgeville	100	62	- 38	- 38%
Violent Crime Arrests				
Citywide	533	466	- 67	- 13%
West Center City	69	56	- 13	- 19%
Hilltop	93	93	0	0%
Browntown Hedgeville	63	45	- 18	- 29%
Violent Crime Complaints				
Citywide	1,028	943	- 85	- 8%
West Center City	133	100	- 33	- 25%
Hilltop	204	181	- 23	- 11%
Browntown Hedgeville	109	108	- 1	- 1%

Drug and Violent Crime Arrests and Complaints in 2003

Significant events in 2003:

- The Wilmington Police Department received \$30,000 in Weed and Seed funds for weapons enforcement.
- Three veteran police officers were assigned to patrol West Center City.
- Using \$147,000 in Weed and Seed funds, 3 new officers were hired to replace the officers who were assigned to patrol West Center City. This brought the total number of police officers in the city to 291.
- Weed and Seed was awarded an additional \$50,000 from the Department of Housing and Urban Development (HUD) for additional policing in subsidized and public housing units in West Center City. The HUD funds were also used for improved outdoor lighting for these units and a gun safety education program for the tenants.
- Anticipating an increase in crime that typically occurs in the summer, Wilmington police were redeployed to allow more officers to be assigned to patrol during high crime periods, and specials operations teams that were established earlier (corner deployment initiative, sobriety checkpoint initiative and the armed robbery initiative) were mobilized again in the summer of 2003.

Drug related arrests and complaints – After reporting a drop in drug related crime in 2002, drug related arrests and complaints in the City of Wilmington increased in 2003. Drug related arrests citywide increased by 3 percent, from 1,726 to 1,784, and drug complaints increased by 13 percent, from 1,220 to 1,378.

West Center City also saw drug arrests and complaints increase in 2003 after a two-year decline. Drug arrests in West Center City increased by 12 percent in 2003, from 223 to 249, while drug related complaints increased by 23 percent, from 171 to 210.

Reported drug activity in the Hilltop area decreased in 2003 after two consecutive years of increases. Drug arrests in the Hilltop area decreased by 6 percent in 2003, from 523 to 490. Hilltop area drug complaints decreased by 2 percent, from 383 to 374.

Drug arrests in Browntown/Hedgeville were down in 2003 and drug complaints increased slightly. Drug arrests in Browntown/Hedgeville decreased by 25 percent in 2003, from 119 to 89, and drug complaints increased by 5 percent, from 62 to 65.

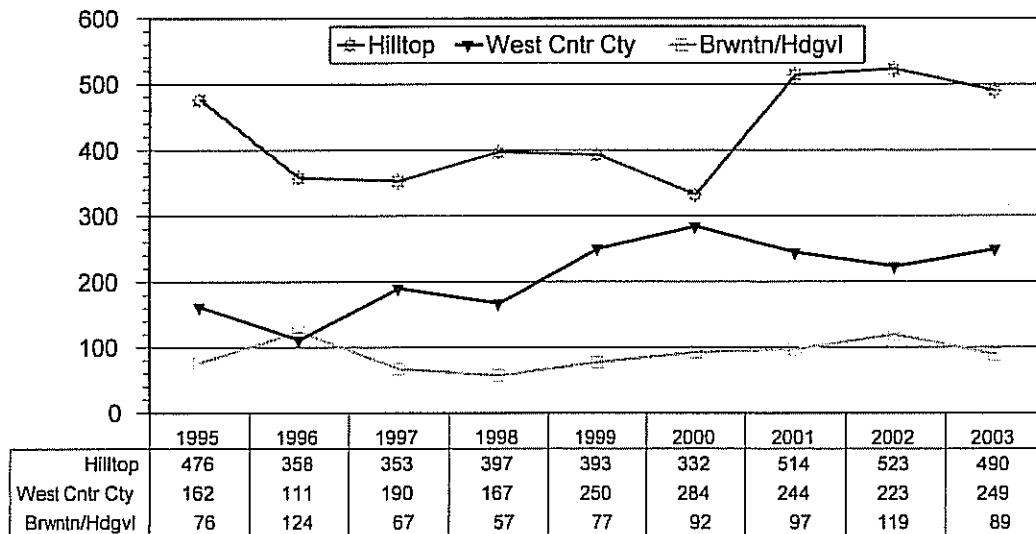
Violent crime arrests and complaints – Violent crime arrests and complaints for the City of Wilmington were both up in 2003. Violent crime arrests in the city increased by 14 percent, from 466 to 531, and violent crime complaints were up 20 percent, from 943 to 1,128.

Violent crime arrests in West Center City remained at the same level in 2003 (56 arrests), and violent crime complaints increased by 18 percent, from 100 to 118.

Violent crime arrests and complaints in the Hilltop area were up for the second consecutive year. Violent crime arrests in the Hilltop area increased by 24 percent in 2003, from 93 to 115, while violent crime complaints rose by 41 percent, from 181 to 256. Browntown/Hedgeville saw violent crime arrests rise by 60 percent in 2003, from 45 to 72. Violent crime complaints in Browntown/Hedgeville increased by 30 percent in 2003, from 108 to 140. Fifty-eight percent of the citywide increase in violent crime complaints in 2003 can be attributed to Hilltop and Browntown/Hedgeville.

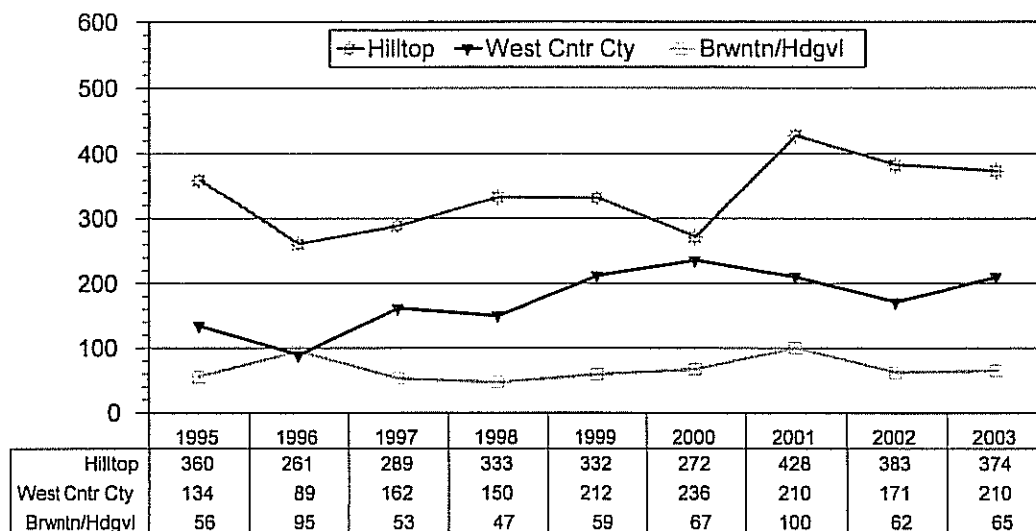
Table 10 Drug and Violent Crime Arrests and Complaints 2002 to 2003 West Center City vs. Hilltop vs. Browntown/Hedgeville				
	2002	2003	2002 - 2003	
			# Change	% Change
Drug Arrests				
Citywide	1,726	1,784	+ 58	+ 3%
West Center City	223	249	+ 26	+ 12%
Hilltop	523	490	- 33	- 6%
Browntown Hedgeville	119	89	- 30	- 25%
Drug Complaints				
Citywide	1,220	1,378	+ 158	+ 13%
West Center City	171	210	+ 39	+ 23%
Hilltop	383	374	- 9	- 2%
Browntown Hedgeville	62	65	+ 3	+ 5%
Violent Crime Arrests				
Citywide	466	531	+ 65	+ 14%
West Center City	56	56	0	0%
Hilltop	93	115	+ 22	+ 24%
Browntown Hedgeville	45	72	+ 27	+ 60%
Violent Crime Complaints				
Citywide	943	1,128	+ 185	+ 20%
West Center City	100	118	+ 18	+ 18%
Hilltop	181	256	+ 75	+ 41%
Browntown Hedgeville	108	140	+ 32	+ 30%

Chart 3 - Drug Arrests 1995 to 2003
Hilltop vs. West Center City vs. Browntown/Hedgeville



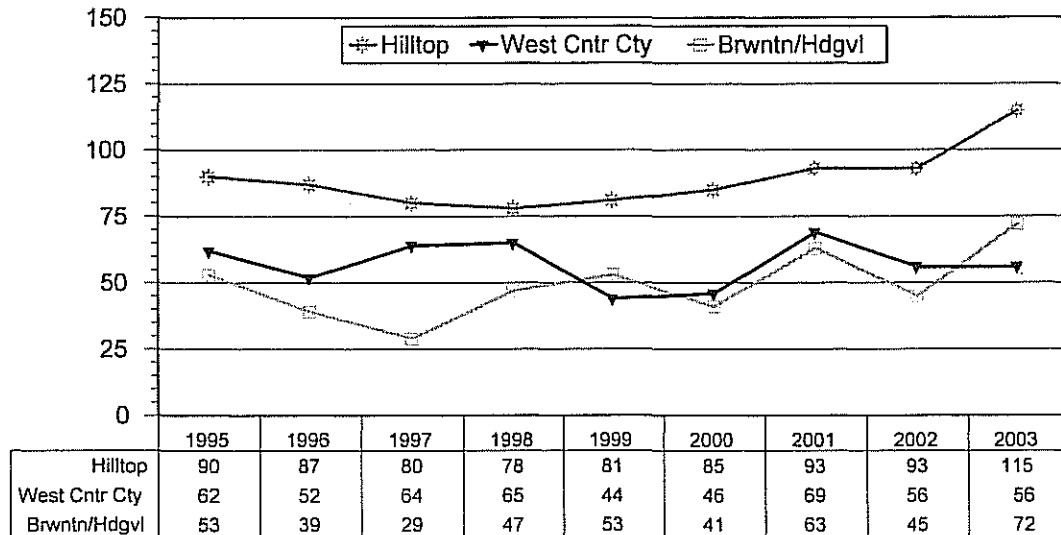
Source: Delaware Statistical Analysis Center

Chart 4 - Drug Complaints 1995 to 2003
Hilltop vs. West Center City vs. Browntown/Hedgeville



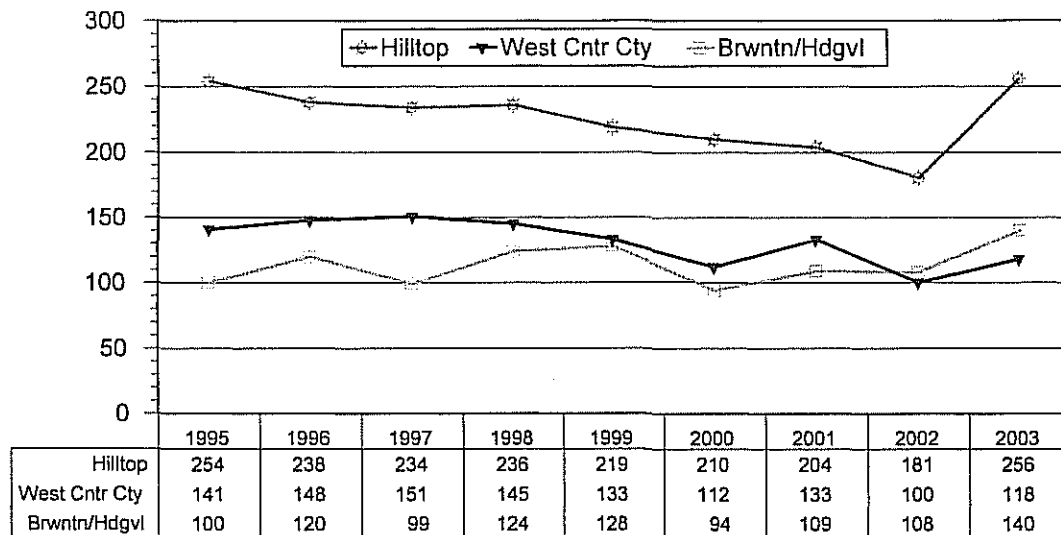
Source: Delaware Statistical Analysis Center

**Chart 5 - Violent Crime Arrests 1995 to 2003
Hilltop vs. West Center City vs. Browntown/Hedgeville**



Source: Delaware Statistical Analysis Center

**Chart 6 - Violent Crime Complaints 1995 to 2003
Hilltop vs. West Center City vs. Browntown/Hedgeville**



Source: Delaware Statistical Analysis Center

Shooting Incidents Resulting in Injury or Death

Shooting incidents that resulted in an injury or a death became an issue in Wilmington starting in 1996, when the number of shootings in the city rose by 130 percent compared with the previous year. There were 108 shootings in Wilmington in 1996, compared with 47 shootings in 1995. The sharp increase in shootings had the police, government officials, and residents speculating as to what was fueling the alarming increase in violent crime.

In 1997, a report released jointly by the Delaware Statistical Analysis Center and the Delaware Criminal Justice Council revealed that many of those who were involved in the shootings as either suspects or victims were not innocent bystanders but had prior involvement with the police and the criminal justice system. The report found that 91 percent of the shooting suspects and 56 percent of the shooting victims had at least one violent felony arrest in their criminal record, and that 49 percent of the suspects and 44 percent of the victims had been arrested at least once for a drug related offense. In addition, the police determined that 22 percent of the shootings that occurred in 1996 were drug related and another 15 percent were possibly drug related. (Delaware Statistical Analysis Center/Delaware Criminal Justice Council, 1997)

Shootings in Wilmington continued at nearly the same pace in 1997. Recognizing that many of the shooting suspects and victims had been or were currently on probation, former governor of Delaware Thomas Carper formed a task force made up of officials from the state Department of Corrections, the state Division of Youth Rehabilitative Services, and the Wilmington Police Department in May 1997. The end result was Operation Safe Streets, a crime prevention initiative that teams Wilmington police officers with state probation and parole officers. Operation Safe Streets targets “high risk” probationers to ensure that they remain in compliance with curfews and other conditions of their probation.

Operation Safe Streets was launched in July 1997. In 1998, only 73 shootings were reported in Wilmington, a 32 percent decrease from the 107 shootings that were reported in 1997. In 2003, shootings in Wilmington reached a 7-year low of 44 incidents.

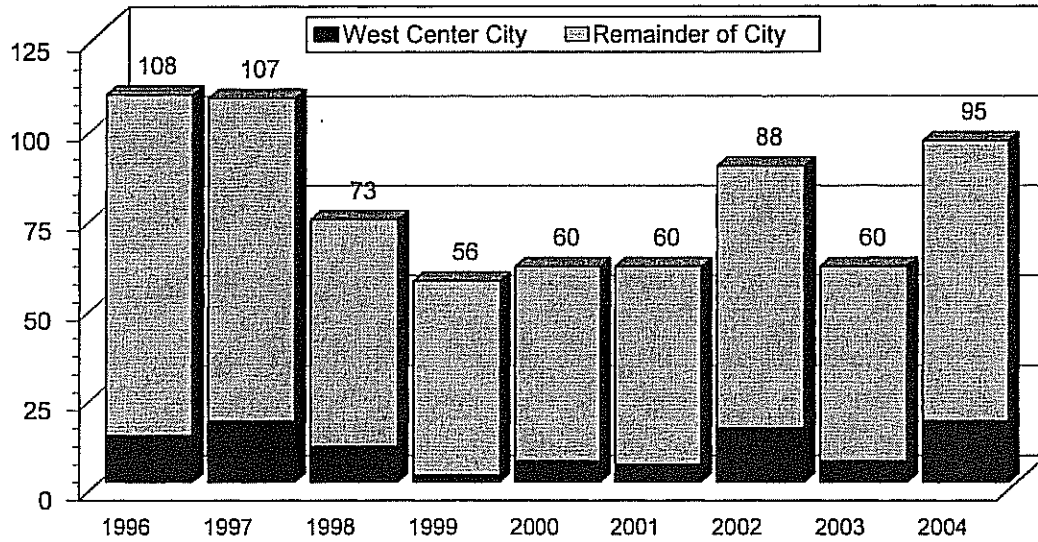
Table 11 shows all Wilmington shooting incidents that resulted in an injury or a death broken out by neighborhood. Approximately 13 percent of all Wilmington shooting incidents that occurred in Wilmington between 1996 and 2004 were in West Center City. The Price’s Run neighborhood had the largest number of shootings; about 20 percent of all shootings in the city between 1996 and 2004 were in the Price’s Run neighborhood. The Hilltop area accounted for 17 percent of all shootings during this period, the second highest rate for all neighborhoods in Wilmington. Thirty-six shootings, or 5 percent of all shootings in Wilmington, occurred in Browntown/Hedgeville.

The table shows a significant decline in shooting between 1997 and 2001. Shootings spiked again in 2002 followed by another significant decrease in 2003. In 2004, firearm related violence in the city approached a level not seen since the mid-1990’s. Ninety-five shootings were reported in 2004, a 56 percent increase over the previous year. Map 7 shows the locations of shootings in 2004 superimposed on a Wilmington Crime Index map for violent crime. Descriptions of the Wilmington Crime Index color categories can be found on page 16 of this report.

**Table 11 - City of Wilmington Shooting Incidents by Neighborhood/Analysis Area
January 1, 1996 to December 31, 2004**

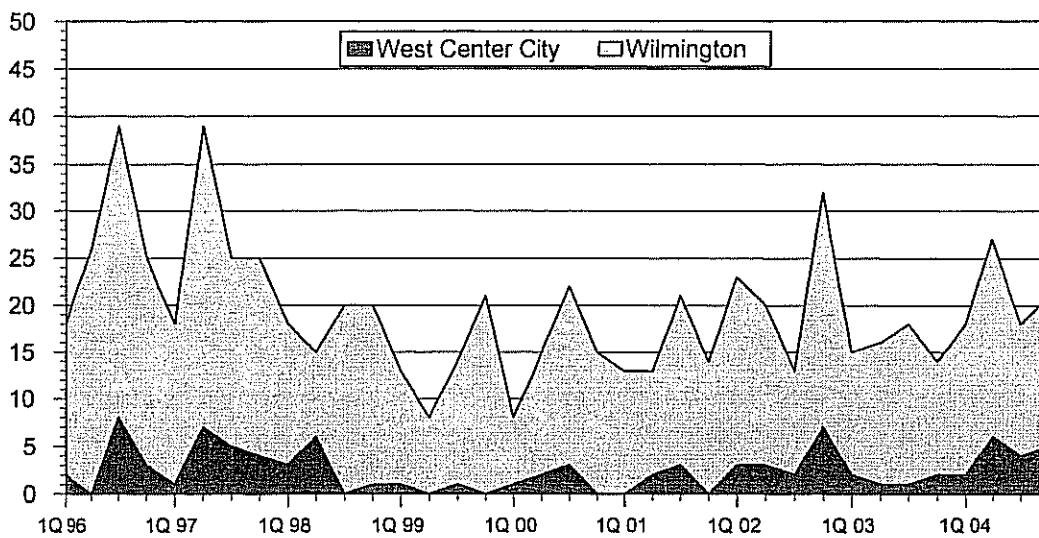
Neighborhood	1996	1997	1998	1999	2000	2001	2002	2003	2004	Total
Bancroft Parkway	2	0	0	0	0	0	0	0	0	2
Boulevard	12	17	3	10	5	8	17	3	7	82
Browntown/Hedgeville	2	5	1	4	1	2	7	6	8	36
Central	1	0	6	1	0	3	1	0	1	13
Delaware Avenue	0	0	0	0	0	0	0	0	1	1
Eastside	13	4	11	5	7	8	10	8	12	78
Hilltop	22	16	10	12	11	14	11	10	17	123
Midtown Brandywine	0	0	0	0	0	0	0	0	0	0
Northwest	1	0	1	1	2	2	1	1	2	11
Price's Run	19	27	16	13	19	9	12	8	19	142
Riverside	20	15	8	5	3	5	6	5	7	74
South Wilmington	3	5	7	2	5	4	7	12	4	49
Southwest	0	1	0	0	0	1	1	1	0	4
West Center City	13	17	10	2	6	5	15	6	17	91
Unknown	0	0	0	1	1	0	0	0	0	2
Citywide Total	108	107	73	56	60	61	88	60	95	708

**Chart 7 - Shootings Resulting in Injury or Death
City of Wilmington**



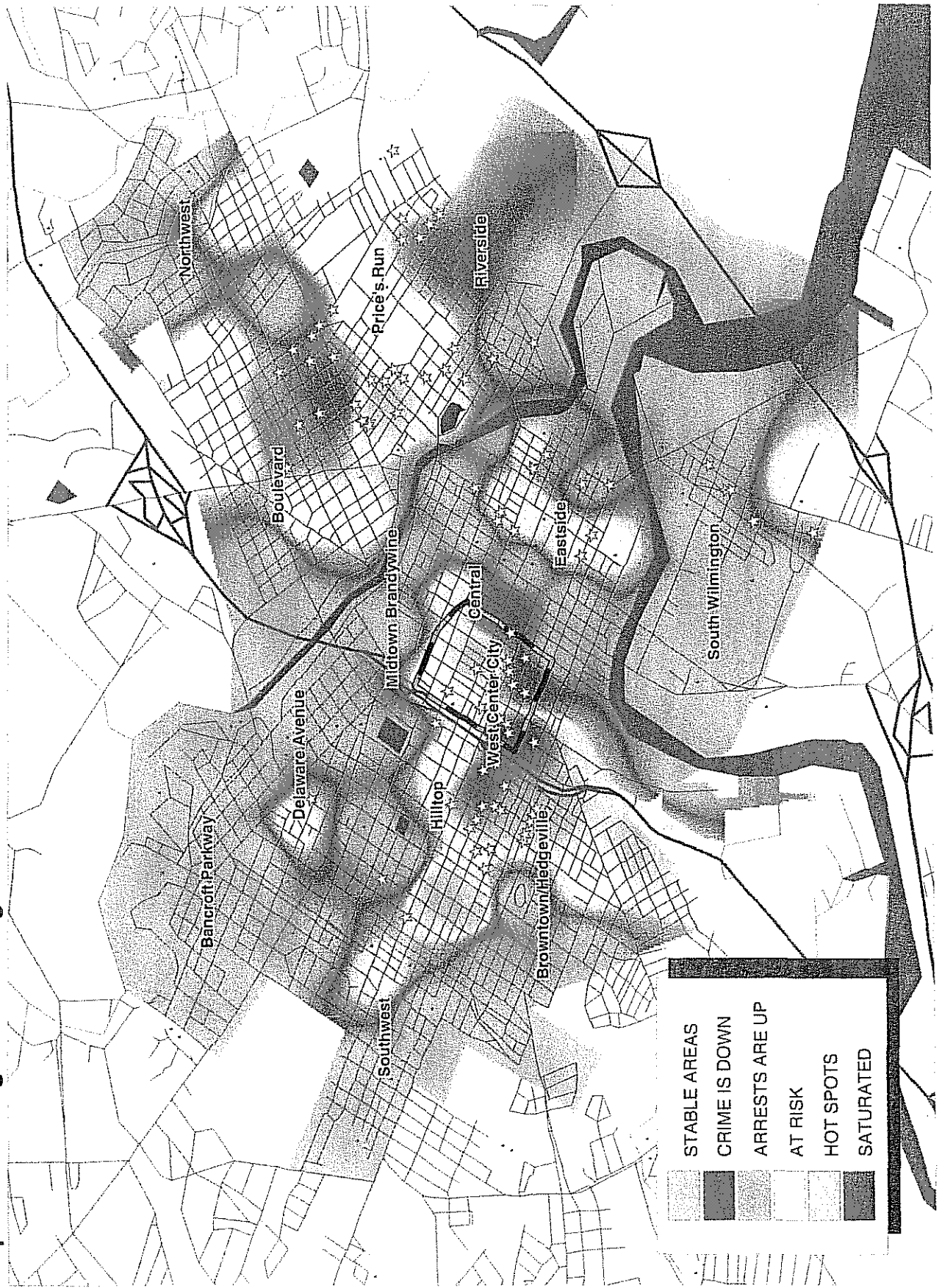
Source: Delaware Statistical Analysis Center

**Chart 8 - City of Wilmington Shooting Incidents
January 1996 to December 2004**



Source: Wilmington Police Department

Map 7 - Wilmington Shooting Incidents in 2004



Locations of Shootings

Weed and Seed Funded Activities - 1992 to 2003

Since July 1992, Wilmington's Operation Weed and Seed initiative has received approximately \$3,965,000 in assistance from the U.S. Department of Justice. Weed and Seed law enforcement and community policing funds were used to pay overtime for police undercover vice operations, walking patrol officers, and drug buy money. Weed and Seed "seeding" funds were used to pay for programs at neighborhood community centers, parenting workshops, a victim services counselor, summer prevention programs, a substance abuse counseling outreach worker, truancy prevention counseling, and job skills preparation classes. Federal Weed and Seed fund allocation by agency are shown in Table 12.

Table 12 Federal Weed and Seed Fund Allocation by Agency		
Agency	Total Award 1994 to 2003	Awarded in 2001 to 2003
Wilmington Police Department	\$1,307,000	\$370,300
State of Delaware - Criminal Justice Council	\$764,429	\$87,500
William "Hicks" Anderson Community Center	\$282,409	\$12,500
Latin American Community Center	\$261,510	\$6,958
State of Delaware - Delaware Statistical Analysis Center	\$260,860	\$40,000
Ministry of Caring	\$201,789	\$175,542
West End Neighborhood House	\$197,349	\$0
City of Wilmington - Office of the Mayor	\$100,029	\$0
Brandywine Counseling	\$81,633	\$0
Hilltop Lutheran Neighborhood Center	\$75,085	\$0
State of Delaware - Department of Justice	\$75,000	\$0
Jackson St. Boys and Girls Club	\$63,320	\$0
West Center City Day Care Nursery	\$45,345	\$0
Quaker Hill Historic Preservation Foundation	\$45,000	\$15,000
State of Delaware - Department of Correction	\$34,306	\$0
State of Delaware - Medical Examiner	\$27,405	\$0
Tabernacle Church	\$22,885	\$0
Girl's Inc.	\$20,000	\$10,000
Empowerment Zone / Enterprise Community	\$12,000	\$0
St. Paul's Church and School	\$10,181	\$0
Child Inc.	\$9,000	\$0
Ezion - Mt. Carmel Church	\$5,034	\$0
State of Delaware - Department of Labor	\$3,928	\$0
Dickinson Education Center	\$3,643	\$0
Methodist Action Program	\$1,000	\$0
Wilmington Christian Center	\$1,000	\$0
YBF Productions	\$1,000	\$0
All Agencies	\$3,903,149.000	\$717,800.00

**Programs Funded by Operation Weed and Seed
July 1992 to December 2003**

Administering agency: **Wilmington Police Department**

Total amount awarded: **\$1,307,000**

Program: Weed and Seed Enforcement

Activities: Undercover vice and narcotics investigations in the Weed and Seed area.

Year	Grant No.	Amount	Start Date	End Date
1992	92-80	\$157,874	4/1/92	12/31/93
1994	93-108	\$29,149	1/3/94	5/31/95
1995	95-117	\$6,000	6/1/95	9/1/96
1996	96-106	\$72,000	10/1/96	3/31/98
2001	01-104	\$55,000	5/5/02	8/31/03
2002	01-104	\$30,000	4/5/03	10/30/03

Program: Weed and Seed Community Policing

Activities: Weed and Seed area dedicated walking patrol officers; resident/police strategic planning meetings at neighborhood mini-stations.

Year	Grant No.	Amount	Start Date	End Date
1992	92-81	\$446,651	6/29/92	12/31/93
1994	93-114	\$42,386	1/3/94	7/31/95
1995	95-119	\$109,000	6/1/95	9/1/96
1996	96-107	\$54,533	10/1/96	3/31/98
1999	98-109	\$3,031	4/1/99	9/30/99
1999	99-107	\$3,108	10/15/99	6/3/00
2002	01-109	\$147,000	5/1/03	8/31/03
2003	01-109	\$133,000		6/30/04

Program: Executive Office of Weed and Seed Asset Forfeiture Fund

Activities: Police overtime and equipment for joint federal/local law enforcement initiatives.

Year	Total Amount	Base Grant	Supplemental	Start Date	End Date
1996	\$75,000	\$75,000	\$0	10/96	9/97
1997	\$99,492	\$99,492	\$0	10/97	9/98
1998	\$75,000	\$50,000	\$25,000	10/98	9/99
1999	\$89,338	\$50,000	\$39,338	10/99	9/00

Program: Anti-Gang Initiative

Activities: Purchased computer equipment and software used to develop an intelligence database on gang members and their associates.

Year	Grant No.	Amount	Start Date	End Date
1997	97-110	\$12,500	12/1/97	6/30/98

Administering agency: Delaware Criminal Justice Council
Total amount awarded: \$764,429

Program: Weed and Seed Project Administration
Activities: Provides administrative and staff support for Weed and Seed committees.

Year	Grant No.	Amount	Start Date	End Date
1992	92-87	\$72,586	7/1/92	12/31/93
1994	93-106	\$68,983	1/1/94	6/30/95
1995	95-109	\$82,654	6/1/95	9/30/96
1996	96-103	\$42,189	10/1/96	12/31/97
1997	97-107	\$36,000	10/1/97	8/31/98
1998	98-107	\$38,585	10/16/98	8/31/99
1999	99-108	\$39,492	9/1/99	8/31/00
2000	00-100	\$25,449	10/1/00	1/31/02
2001	01-100	\$25,000	9/1/01	8/31/04
2002	01-100	\$10,000	9/1/01	8/31/04
2003	01-100	\$7,500	9/1/01	8/31/04

Program: Victim Counselor
Activities: Assists victims at completing victims compensation applications, accompanies victims to the hospital or to court, and refers victims to social service agencies.

Year	Grant No.	Amount	Start Date	End Date
1992	92-90	\$30,699	7/1/92	12/31/93
1994	93-110	\$35,234	1/3/94	5/31/95
1995	95-108	\$16,568	6/1/95	3/31/96
1996	96-102	\$6,311	12/1/96	4/15/97
1997	97-104	\$4,000	9/1/97	1/1/98

Program: Community Organizational Training
Activities: Youth prevention training seminars on the dangers of smoking, self-esteem, and domestic violence.

Year	Grant No.	Amount	Start Date	End Date
1992	92-96	\$30,699	9/1/92	2/28/94
1993	93-111	\$16,001	3/1/94	5/31/95
1995	95-114	\$7,307	6/1/95	6/1/96

Program: Weed and Seed Mini-Grant Program
Activities: Provides grants for up to \$2,000 for drug prevention and neighborhood restoration activities.

Year	Grant No.	Amount	Start Date	End Date
1993	93-126	\$16,722	8/1/94	6/30/95
1995	95-110	\$8,470	6/1/95	6/1/96

Delaware Criminal Justice Council - Continued

Program: Safe Haven Administration

Activities: Staff training, technical assistance, data collection, and research on gang activity in Wilmington's Hilltop neighborhood.

Year	Grant No.	Amount	Start Date	End Date
1994	93-121	\$57,208	7/1/94	6/15/95

Program: Weed and Seed Training

Activities: Provides funds for weed and Seed committee members and residents to attend training seminars and conferences.

Year	Grant No.	Amount	Start Date	End Date
2000	00-107	\$15,000	5/1/2001	8/31/2001
2001	01-106	\$15,000	1/1/2002	8/31/2004
2002	01-106	\$7,500	1/1/2002	8/31/2004
2003	01-06	\$7,500	1/1/2002	8/31/2004

Program: Camp DEFY (Drug Education for Youth)

Activities: Training sessions, camp materials, and bus transportation for parents of youths attending the DEFY 5-day residential summer camp in Bethany Beach, Delaware.

Year	Grant No.	Amount	Start Date	End Date
2000	99-114	\$3,000	8/1/00	8/14/00
2001	01-101	\$15,000	10/15/01	2/28/05

Program: Weed and Seed Computers

Activities: Purchased updated computers for Weed and Seed area community centers.

Year	Grant No.	Amount	Start Date	End Date
2000	98-112	\$1,888	10/1/00	10/31/00
2000	99-116	\$24,750	10/1/00	3/31/2001

Administering agency: William "Hicks" Anderson Community Center

Total amount awarded: \$276,728

Program: WHACC Recreation Program

Activities: Nighttime basketball league; community fitness center.

Year	Grant No.	Amount	Start Date	End Date
1992	92-83	\$33,698	7/1/92	2/28/94
1994	93-118	\$35,234	3/1/94	5/31/95
1995	95-124	\$28,754	6/1/95	6/30/96
1996	96-111	\$11,802	10/1/96	6/30/97

William "Hicks" Anderson Community Center - Continued

Program: WHACC Tutorial Program

Activities: Individual tutoring and homework assistance; weekly sessions on drug prevention, health & fitness, parenting or career opportunities.

Year	Grant No.	Amount	Start Date	End Date
1992	92-92	\$9,946	9/14/92	12/31/93
1994	93-119	\$11,600	1/3/94	5/31/95
1995	95-123	\$11,620	6/1/95	6/30/96
1996	96-110	\$5,000	10/1/96	3/31/97

Program: Late Evening Prevention

Activities: Extended community center hours, intramural team sports, monthly field trips.

Year	Grant No.	Amount	Start Date	End Date
1997	97-106	\$18,851	10/1/97	2/28/98
1998	98-102	\$20,000	9/1/98	6/30/99
1999	99-105	\$20,000	1/1/99	6/30/00

Program: Anti-Truancy and Suspension

Activities: Establishes a "Drop-In" counseling center for truant and suspended students.

Year	Grant No.	Amount	Start Date	End Date
1997	97-105	\$25,000	10/1/97	8/31/98
1998	98-103	\$25,000	9/1/98	6/30/99

Program: UMOJA/UJIMA Homegirl Development Basketball League

Activities: Teaches female participants fundamental basketball skills; educational assistance; cultural field trips.

Year	Grant No.	Amount	Start Date	End Date
1995	95-118	\$20,000	6/1/95	6/1/96

Program: Spring Jam Basketball Tournament

Activities: Basketball officials hired on contract to referee a basketball tournament held during spring break 1998.

Year	Grant No.	Amount	Start Date	End Date
1998	98-110	\$3,639	4/24/00	4/30/00

Administering agency: Latin American Community Center
Total amount awarded: \$261,510

Program: LACC Recreation Program
Activities: Organized recreation and socio-cultural activities for youths and adults.

Year	Grant No.	Amount	Start Date	End Date
1992	92-86	\$32,248	7/1/92	12/31/93
1994	93-115	\$31,175	5/2/94	5/31/95
1995	95-116	\$20,920	6/1/95	3/31/96
1997	96-105	\$5,000	1/1/97	3/31/97

Program: LACC Tutorial Program
Activities: Tutoring and homework assistance for school age Hispanic youths.

Year	Grant No.	Amount	Start Date	End Date
1992	92-93	\$9,959	10/1/92	12/31/93
1994	93-116	\$31,175	5/2/94	5/31/95
1995	95-115	\$12,450	6/1/95	3/31/96
1997	96-104	\$6,000	1/1/97	3/31/97

Program: Safe Haven Program for Youths
Activities: Team sports, recreation, arts and crafts, and prevention workshops for teens and young adults.

Year	Grant No.	Amount	Start Date	End Date
1998	97-102	\$20,000	1/1/98	8/1/98
1998	98-104	\$20,000	10/1/98	3/31/99
1999	99-101	\$20,000	10/1/99	3/31/00
2000	00-105	\$10,000	6/4/01	8/31/01
2002	01-103	\$6,958	6/4/02	8/30/02

Program: Communities in Control Gang Violence Prevention
Activities: Staff training, technical assistance data collection, and research on gang activity in Wilmington's Hilltop neighborhood.

Year	Grant No.	Amount	Start Date	End Date
1998	97-109	\$12,500	4/1/98	8/31/98

Program: School/Community Outreach Worker for Gang-Prone Youth
Activities: Provides counseling and short-term case management for safe haven participants and their families.

Year	Grant No.	Amount	Start Date	End Date
1998	98-105	\$12,500	10/1/98	8/31/99
1999	99-102	\$13,750	9/1/99	8/31/00

Administering agency: Delaware Statistical Analysis Center
Total amount awarded: \$260,860

Program: SAC Evaluation

Activities: Data collection and printing costs for annual evaluations conducted by the Delaware Statistical Analysis Center.

Year	Grant No.	Amount	Start Date	End Date
1992	92-89	\$41,000	9/1/92	5/31/94
1994	93-105	\$40,000	1/3/94	7/31/95
1995	95-100	\$34,860	6/1/95	1/31/97
1996	96-100	\$29,000	11/1/96	3/31/98
1998	97-100	\$28,000	1/1/98	12/31/98
1999	98-100	\$28,000	1/1/99	6/30/00
2000	99-106	\$20,000	3/1/00	10/31/00
2001	00-103	\$15,000	7/1/2001	8/30/02
2002	01-108	\$20,000	9/1/02	8/30/03
2003	01-108	\$5,000	9/1/02	8/30/04

Administering agency: Ministry of Caring
Total amount awarded: \$213,989

Program: Sowing Good Seeds

Activities: Paid for the Weed and Seed project coordinator position, several Weed and Seed funded "seeding" programs and activities, office furnishings and supplies.

Year	Grant No.	Amount	Start Date	End Date
2002	00-113	\$33,747	9/30/02	12/30/02
2002	01-107	\$53,042	8/1/02	8/31/02
2003	01-107	\$55,500	1/1/03	8/31/03
2003	01-107	\$59,500	1/1/03	8/31/08

Program: Safe Streets and Homes

Activities: Gun safety education for youths and adults. Funded by the U.S. Department of Housing and Urban Development (HUD).

Year	Grant No.	Amount	Start Date	End Date
2002	01-111	\$7,500	11/1/02	4/30/04

Administering agency: West End Neighborhood House
Total amount awarded: \$197,349

Program: WENH Recreation Program
Activities: Recreational and cultural activities for youths, adult aerobics instruction, and self-defense classes.

Year	Grant No.	Amount	Start Date	End Date
1992	92-84	\$30,601	7/1/92	12/31/93
1994	93-113	\$33,750	1/3/94	5/31/95
1995	95-104	\$17,703	6/1/95	3/31/96

Program: WENH Tutorial Program
Activities: Individualized Tutoring, homework assistance, and computer instruction for students grades 1-12.

Year	Grant No.	Amount	Start Date	End Date
1992	92-88	\$11,265	9/1/92	2/28/94
1994	93-112	\$20,949	1/3/94	5/31/95
1995	95-103	\$10,790	6/1/95	6/1/96

Program: Parenting Project
Activities: Parenting workshops and support groups for teen and adult parents.

Year	Grant No.	Amount	Start Date	End Date
1992	92-94	\$24,198	10/1/92	7/31/93

Program: Working Capital Delaware
Activities: This program involves establishing small business loan peer groups to provide capital, share ideas, develop business skills, and increase small business development opportunities for the Weed and Seed area.

Year	Grant No.	Amount	Start Date	End Date
1995	95-102	\$14,672	6/1/95	3/31/96

Program: Parent Partnership
Activities: A series of parent training workshops.

Year	Grant No.	Amount	Start Date	End Date
1995	95-111	\$10,000	6/1/95	3/31/96

Program: Community Works
Activities: Mentoring and training sessions in anger management, substance abuse, conflict resolution, truancy reduction and self-esteem for students between the ages of 11 and 18 years old.

Year	Grant No.	Amount	Start Date	End Date
2001	00-102	\$10,000	6/1/20	8/31/20

West End Neighborhood House - Continued

Program: Hilltop Summer Camp

Activities: A 7-week summer program for youths ages 5-13. Activities include arts and crafts, swimming, computer activities, and weekly field trips.

Year	Grant No.	Amount	Start Date	End Date
1995	95-112	\$7,470	6/1/95	8/31/95

Program: Weekend Curfew Center

Activities: Case management for juvenile who violate the city's curfew.

Year	Grant No.	Amount	Start Date	End Date
2001	00-108	\$5,951	7/15/20	11/30/01

Administering agency: City of Wilmington - Office of the Mayor

Total amount awarded: \$100,029

Program: Weed and Seed Special Assistant

Activities: Facilitates coordination of Weed and Seed programs with existing city programs and services; provides staff support to Weed and Seed committees.

Year	Grant No.	Amount	Start Date	End Date
1998	97-111	\$32,025	5/1/98	4/30/99
1999	99-100	\$68,004	5/1/99	7/31/00

Administering agency: Brandywine Counseling, Inc.

Total amount awarded: \$81,633

Program: BCI Street Outreach

Activities: Substance abuse education; referral to treatment programs; distribution of literature on substance abuse and HIV.

Year	Grant No.	Amount	Start Date	End Date
1993	92-98	\$10,000	2/1/93	12/31/93
1994	93-107	\$24,633	1/3/94	5/31/95
1995	95-121	\$20,000	6/1/95	3/31/96
1997	96-109	\$15,000	10/1/96	12/31/97
1998	97-103	\$12,000	1/1/98	12/31/98

Administering agency: Hilltop Lutheran Neighborhood Center
Total amount awarded: \$75,085

Program: HLNC Tutorial Program

Activities: Individual and group tutorials; group study sessions; college preparation assistance (financial aid information, S.A.T. preparation, college visits); career exploration activities (job fairs, job skills workshops, field trips).

Year	Grant No.	Amount	Start Date	End Date
1992	92-95	\$9,965	9/8/92	12/31/93
1994	93-109	\$16,598	1/3/94	5/31/95
1995	95-107	\$12,402	6/1/95	3/31/96
1996	96-101	\$4,500	10/1/96	4/30/97

Program: HLNC Recreation Program

Activities: Allowed Hilltop Lutheran Neighborhood Center to expand its recreational offerings to Hilltop area youths ages 6-18.

Year	Grant No.	Amount	Start Date	End Date
1994	93-120	\$20,000	4/1/94	5/31/95
1995	95-106	\$11,620	6/1/95	3/31/96

Administering agency: State of Delaware - Department of Justice
Total amount awarded: \$75,000

Program: Weed and Seed Prosecutor

Activities: This state prosecutor position was created to handle an increase in court cases resulting from Weed and Seed drug arrests.

Year	Grant No.	Amount	Start Date	End Date
1992	92-85	\$75,000	10/1/92	12/31/93

Administering agency: Jackson Street Boys and Girls Club
Total amount awarded: \$63,320

Program: Job Skills Preparation Program

Activities: Offers instruction on interviewing skills and resume writing. Teams youths with mentors in the local business community.

Year	Grant No.	Amount	Start Date	End Date
1997	96-114	\$10,000	3/1/97	12/31/97
1998	97-108	\$5,000	1/1/98	6/30/98
1998	98-108	\$5,000	9/1/98	3/31/99

Tabernacle Baptist Church - Continued

Program: Prevention, Intervention, and Treatment Subcommittee Outreach Initiative
Activities: Survey and needs assessment for residents living in the "Operation Splash" area.

Year	Grant No.	Amount	Start Date	End Date
2000	99-109	\$7,500	8/1/00	10/31/00

Program: Young Emerging Leaders Conference
Activities: Fee and travel expenses for presenters at a youth conference sponsored by the Weed and Seed Prevention, Intervention, and Treatment Subcommittee.

Year	Grant No.	Amount	Start Date	End Date
2000	99-115	\$5,500	10/21/00	10/21/00

Administering agency: Girls Inc.
Total amount awarded: \$20,000

Program: Safe Haven Program
Activities: Educational and recreation programming for youths ages 13 to 19 years old.

Year	Grant No.	Amount	Start Date	End Date
2001	00-114	\$10,000	11/1/2001	2/28/2002
2002	01-102	\$10,000	2/1/2002	6/12/2002

Administering agency: City of Wilmington - Enterprise Community
Total amount awarded: \$12,000

Program: Drug Treatment Information Depository
Activities: Consultant hired to conduct a research study on the availability and accessibility of substance abuse treatment services in Wilmington.

Year	Grant No.	Amount	Start Date	End Date
1998	98-101	\$12,000	9/1/98	8/31/99

Administering agency: St. Paul's Church and School
Total amount awarded: \$10,181

Program: St. Paul's Resource Room
Activities: Additional staff support to expand a remedial/special education class at St. Paul's School for students grades 2-6 who experience difficulties learning in a traditional classroom setting.

Year	Grant No.	Amount	Start Date	End Date
1995	95-101	\$9,960	8/28/95	3/31/96

St. Paul's Church and School - Continued

Program: St. Paul's Summer Prevention Program

Activities: Summer remedial education classes for "at-risk" students in grades 2-5.

Year	Grant No.	Amount	Start Date	End Date
1995	95-122	\$221	7/3/95	8/11/95

Administering agency: Child, Inc.

Total amount awarded: \$9,000

Program: Taking Care

Activities: Parenting classes, workshops, referral assistance and support for families living in the Weed and Seed area.

Year	Grant No.	Amount	Start Date	End Date
1993	92-100	\$9,000	8/1/93	2/28/94

Administering agency: Ezion-Mt. Carmel Church

Total amount awarded: \$5,034

Program: Stop the Violence Coalition Conference

Activities: Workshops on violence prevention, anger and conflict management.

Year	Grant No.	Amount	Start Date	End Date
12001	00-109	\$5,034	8/1/01	8/31/01

Administering agency: State of Delaware - Department of Labor

Total amount awarded: \$3,928

Program: ALEX Job Search

Activities: Delaware Department of Labor Automated Labor Exchange (ALEX) computerized job bank terminals installed at sites within the Weed and Seed area.

Year	Grant No.	Amount	Start Date	End Date
1992	92-99	\$3,928	12/1/92	7/31/94

Administering agency: Dickinson Education Center
Total amount awarded: \$3,639

Program: Family Survival Kit
Activities: Counseling sessions for families in the Weed and Seed area.

Year	Grant No.	Amount	Start Date	End Date
2000	98-111	\$3,639	9/11/00	10/31/00

Administering agency: Methodist Action Program
Total amount awarded: \$1,000

Program: MAP Presents NFTE's Biz Camp
Activities: Two week summer entrepreneur camp for socially and economically disadvantaged youth in New Castle County.

Year	Grant No.	Amount	Start Date	End Date
2000	99-113	\$1,000	7/10/00	7/21/00

Administering agency: Wilmington Christian Center
Total amount awarded: \$1,000

Program: Overnight Camp for Preteen and Teen Girls
Activities: Two day summer camp for girls ages 9-18.

Year	Grant No.	Amount	Start Date	End Date
2000	99-111	\$600	8/4/00	8/5/00

Program: WCC Dance Camp for Boys and Girls
Activities: Tuition for six youths to attend a 5-day summer camp.

Year	Grant No.	Amount	Start Date	End Date
2000	99-112	\$400	8/7/00	8/11/00

Administering agency: YBF Productions
Total amount awarded: \$1,000

Program: Radimi: Who Stole the Dream
Activities: Purchased digital audio editing software needed to complete production of a short film shot in the Weed and Seed area.

Year	Grant No.	Amount	Start Date	End Date
2000	99-110	\$1,000	1/5/00	12/15/00

PROPERTY OF