**The author(s) shown below used Federal funds provided by the U.S. Department of Justice and prepared the following final report:**

| | |
|---|---|
| **Document Title:** | **Documentation for Analysis of Violence Against American Indian and Alaska Native Women and Men: 2010 Findings from the National Intimate Partner and Sexual Violence Survey (NISVS) by the National Institute Of Justice** |
| **Author(s):** | **André B. Rosay, Ph.D.** |
| **Document No.:** | **250087** |
| **Date Received:** | **July 2016** |
| **Award Number:** | **2012-PJ-BX-K001** |

**This report has not been published by the U.S. Department of Justice. To provide better customer service, NCJRS has made this federally funded grant report available electronically.**

**Opinions or points of view expressed are those of the author(s) and do not necessarily reflect the official position or policies of the U.S. Department of Justice.**

# DOCUMENTATION FOR ANALYSIS OF VIOLENCE AGAINST AMERICAN INDIAN AND ALASKA NATIVE WOMEN AND MEN: 2010 FINDINGS FROM THE NATIONAL INTIMATE PARTNER AND SEXUAL VIOLENCE SURVEY (NISVS) BY THE NATIONAL INSTITUTE OF JUSTICE

**André B. Rosay, Ph.D.**

Executive Visiting Research Fellow, National Institute of Justice
Director, University of Alaska Anchorage Justice Center
3211 Providence Drive; Anchorage, AK 99508
(907) 786-1821; abrosay@uaa.alaska.edu

November 2015

This project was supported by Award No. 2012-PJ-BX-K001, awarded by the National Institute of Justice, Office of Justice Programs, U.S. Department of Justice. The opinions, findings, and conclusions or recommendations expressed in this report are those of the author and do not necessarily reflect those of the Department of Justice.

This document is a research report submitted to the U.S. Department of Justice. This report has not been published by the Department. Opinions or points of view expressed are those of the author(s) and do not necessarily reflect the official position or policies of the U.S. Department of Justice.

**Violence Against American Indian and Alaska Native Women And Men: 2010 Findings From the National Intimate Partner and Sexual Violence Survey (NISVS)**
**Crosswalk Document**

To conform to ICPSR file naming conventions, data and documentation files have been assigned new file names that differ from those assigned by the original data producer. Throughout the documentation, users may notice that the data files are referenced by their original names. Please refer to the table below to link the old and new file names.

| File Description | Technical Documentation name | ICPSR file prefix |
|---|---|---|
| General Population Raw Data | NISVSGENPOP2010.SAV | 36140-0001 |
| American Indian and Alaska Native (AIAN) Oversample Raw Data | NISVS2010AIANFINAL.SAV | 36140-0002 |
| Respondent-level Data | FINAL RLEVEL NISVS.SAV | 36140-0003 |
| Perpetrator-level Data | FINAL PLEVEL NISVS.SAV | 36140-0004 |
| Weights File | FINAL WEIGHTS.SAV | 36140-0005 |

There are several other data files listed in the Technical Report. Users should consult the syntax files (Appendix A) in order to understand the construction of these files.

For more detailed information about this data collection, please consult the Technical Report.

This document is a research report submitted to the U.S. Department of Justice. This report has not been published by the Department. Opinions or points of view expressed are those of the author(s) and do not necessarily reflect the official position or policies of the U.S. Department of Justice.

# DOCUMENTATION FOR ANALYSIS OF VIOLENCE AGAINST AMERICAN INDIAN AND ALASKA NATIVE WOMEN AND MEN: 2010 FINDINGS FROM THE NATIONAL INTIMATE PARTNER AND SEXUAL VIOLENCE SURVEY (NISVS) BY THE NATIONAL INSTITUTE OF JUSTICE

## EXECUTIVE SUMMARY

The National Intimate Partner and Sexual Violence Survey (NISVS) includes eight victimization sections (psychological aggression [PA], coercive control and entrapment [CCE], physical violence [PV], elder abuse – psychological aggression [EPA], elder abuse – coercive control and entrapment [ECCE], elder abuse – physical violence [EPV], stalking [S], and sexual violence [SV]). This document summarizes the structure of the NISVS data and explains how analysis files were created from the original data files provided by the Centers for Disease Control and Prevention (CDC). All of the NISVS analyses by the National Institute of Justice (NIJ) should be replicable with the following documentation.

Chapter 1 provides an overview of this technical report, and describes the sequence of tasks that NIJ performed to create composites from the original data files. A broad overview on the structure of the NISVS data is then presented in Chapter 2 (additional information is available in CDC documents). More specifically, Chapter 2 provides a summary of (a) how CDC variable names were changed to a simpler structure and (b) perpetrator identifiers can be tracked from question to question, and across sections.

Chapter 3 provides an overview of how data were extracted, merged, checked, and cleaned in each victimization section (PA to SV). An overview on sampling and weighting is provided in Chapter 4 (additional information is available in RTI documents).

Specific details for each section of the NISVS survey are then provided in Chapters 5 through 12. Chapter 13 provides a detailed summary of data cleaning. Respondent level files are created in Chapter 14 and perpetrator level files are created in Chapters 15 through 17.

Chapter 18 provides an overview of the stalking follow-up questions. Victimization estimates are then computed in Chapter 19.

An overview of the sexual violence follow-up section is presented in Chapter 20. Chapter 21 provides an overview of the general follow-up section, Chapter 22 provides an overview of the intimate partner section, Chapter 23 provides an overview of the respondent characteristics section, and Chapter 24 provides an overview of the health section.

Final data files are then created and documented in Chapter 25. Final codebooks are available separately (see Appendix B and C). Chapter 26 provides documentation for all tables and figures in the full report of violence against American Indian and Alaska Native women and men. All syntax files are included in Appendix A.

This document is a research report submitted to the U.S. Department of Justice. This report has not been published by the Department. Opinions or points of view expressed are those of the author(s) and do not necessarily reflect the official position or policies of the U.S. Department of Justice.

# DOCUMENTATION FOR ANALYSIS OF VIOLENCE AGAINST AMERICAN INDIAN AND ALASKA NATIVE WOMEN AND MEN: 2010 FINDINGS FROM THE NATIONAL INTIMATE PARTNER AND SEXUAL VIOLENCE SURVEY (NISVS) BY THE NATIONAL INSTITUTE OF JUSTICE

## TABLE OF CONTENTS


**Chapter 1 – Overview of Technical Report** **6**
- A. National Intimate Partner and Sexual Violence Survey 6
- B. Data Files and Documentation from CDC And RTI 7
- C. Overview of NIJ Data Cleaning Process 8
- D. Analysis Challenges 14

**Chapter 2 – Structure of NISVS Data** **17**
- A. New Variable Names 17
- B. Structure of NISVS Data 23

**Chapter 3 – Data Preparation Steps** **27**
- A. Data Extraction 27
- B. Data Merge and Data Checks for Core Victimization Sections 28

**Chapter 4 – Sampling and Weighting** **29**
- A. Sampling for the General Population Sample 29
- B. Sample Weights in the General Population Sample 31
- C. Sampling for American Indian and Alaska Native Oversample 32
- D. Combined American Indian and Alaska Native Sample 34
- E. Sample Weights for the Combined American Indian and Alaska Native Sample 35

**Chapter 5 – Psychological Aggression** **41**
- A. Data Merge 41
- B. Data Checks 41
- C. Data Problems 43

**Chapter 6 – Coercive Control and Entrapment** **45**
- A. Data Merge 45
- B. Data Checks 46
- C. Data Problems 48

**Chapter 7 – Physical Violence** **54**
- A. Data Merge 54
- B. Data Checks 55
- C. Data Problems 57

**Chapter 8 – Elder Abuse: Psychological Aggression** **61**
- A. Data Merge 61
- B. Data Checks 61


This document is a research report submitted to the U.S. Department of Justice. This report has not been published by the Department. Opinions or points of view expressed are those of the author(s) and do not necessarily reflect the official position or policies of the U.S. Department of Justice.

C. Data Problems 62

**Chapter 9 – Elder Abuse: Coercive Control and Entrapment 64**
A. Data Merge 64
B. Data Checks 65
C. Data Problems 66

**Chapter 10 – Elder Abuse: Physical Violence 68**
A. Data Merge 68
B. Data Checks 69
C. Data Problems 70

**Chapter 11 – Stalking 71**
A. Data Merge 72
B. Data Checks 72
C. Data Problems 74

**Chapter 12 – Sexual Violence 82**
A. Data Merge 85
B. Data Checks 86
C. Data Problems 89

**Chapter 13 – Data Cleaning 96**
A. More Initials than Expected 96
B. Fewer Initials than Expected 96
C. Duplicate Initials 98
D. Missing Data Recodes 100
E. Data Cleaning Summaries 101
F. Data Checks 159
G. Syntax and Data Files 159

**Chapter 14 – Core Respondent-Level File 163**
A. Creation of Core Respondent-Level File 163
B. Data Cleaning for PA, CCE, PV, ST, and SV Sections 163
C. Data Cleaning for EPA, ECCE, and EPV Sections 165
D. Final Recodes and Value Labels 167
E. Analysis File: Recodes for Respondents with 15 or More Lifetime Perpetrators 167

**Chapter 15 – Initial Perpetrator-Level File 170**

**Chapter 16 – Relationships 172**
A. Perpetrator-Level File for Relationship Section 173
B. Data Checking and Cleaning 174

**Chapter 17 – Final Perpetrator-Level File 182**
A. Creation of Final Perpetrator-Level File 182
B. Data Cleaning by Gender of Perpetrator 182
C. Data Cleaning for PA, CCE, PV, ST, and SV Sections – First and Second Quarters 184

This document is a research report submitted to the U.S. Department of Justice. This report has not been published by the Department. Opinions or points of view expressed are those of the author(s) and do not necessarily reflect the official position or policies of the U.S. Department of Justice.

D. Data Cleaning for PA, CCE, PV, ST, and SV Sections – Third and Fourth Quarters 189
E. Data Cleaning for EPA, ECCE, and EPV Sections 193
F. Limitations of Data Cleaning 194

**Chapter 18 – Stalking Follow-Up Section 197**
A. Extracting the Stalking Follow-Up Data 197
B. Data Cleaning 197
C. Full Perpetrator-Level Stalking Data File 199

**Chapter 19 – Core Measures of Victimization 202**
A. Differences between CDC and NIJ Analysis Plans for Sexual Violence 203
B. Differences between CDC and NIJ Analysis Plans for Stalking 213
C. Differences between CDC and NIJ Analysis Plans for Intimate Partner Violence 215
D. Key Differences in Data Analysis 217
E. Completed Forced Penetration 219
F. Completed Alcohol or Drug Facilitated Penetration 222
G. Attempted Forced Penetration 225
H. Sexual Violence with Penetration 226
I. Sexual Coercion 227
J. Unwanted Sexual Contact 228
K. Non-Contact Unwanted Sexual Experiences 229
L. Other Sexual Violence 230
M. Sexual Violence 231
N. Stalking 232
O. Being Slapped, Pushed or Shoved by Intimate Partners 238
P. Severe Physical Violence by Intimate Partners 238
Q. Physical Violence by Intimate Partners 240
R. Expressive Aggression by Intimate Partners 241
S. Coercive Control by Intimate Partners 242
T. Psychological Aggression by Intimate Partners 244
U. Control of Reproductive or Sexual Health by Intimate Partners 245

**Chapter 20 – Sexual Violence Follow-Up Section 247**
A. Data Extractions 247
B. Data Checks And Data Cleaning For Respondent-Level Data 248
C. Data Checks And Data Cleaning For Perpetrator-Level Data 250

**Chapter 21 – General Follow-Up Section 255**
A. Data Structure 255
B. Data Extraction 264
C. Data Cleaning 267
D. Final Perpetrator-Level File For General Follow-Up Data 270
E. Final Respondent-Level File For General Follow-Up Data 271

**Chapter 22 – Intimate Partner Section 274**
A. Data Merge 274
B. Data Checking and Cleaning 275

This document is a research report submitted to the U.S. Department of Justice. This report has not been published by the Department. Opinions or points of view expressed are those of the author(s) and do not necessarily reflect the official position or policies of the U.S. Department of Justice.

**Chapter 23 – Respondent Characteristics Section** **277**
A. Data Merge 278
B. Data Checking and Cleaning 278

**Chapter 24 – Health Section** **284**
A. Data Merge 284
B. Data Checking and Cleaning 285

**Chapter 25 – Final Data Files** **286**
A. Final Perpetrator-Level Data 286
B. Final Respondent-Level Data 295

**Chapter 26 – Violence against American Indian and Alaska Native Women and Men** **300**
A. Samples 300
B. Sample Characteristics 304
C. Perpetrator Race and Ethnicity 308
D. Computing Core Measures of Victimization 309
E. Data Analysis 314
F. Important Limitations for all Estimates 315
G. Sexual Violence 316
H. Physical Violence by Intimate Partners 328
I. Stalking 335
J. Psychological Aggression by Intimate Partners 339
K. Violence 349
L. Impact of Physical Violence by Intimate Partners, Stalking, and Sexual Violence 353
M. Confidence Intervals and Odds Ratios 357
N. Final Analysis Files 389

**Appendices (included separately)**
A. Syntax Files
B. Codebook for Final Perpetrator-Level File (FINAL PLEVEL NISVS.SAV)
C. Codebook for Final Respondent-Level File (FINAL RLEVEL NISVS.SAV)

This document is a research report submitted to the U.S. Department of Justice. This report has not been published by the Department. Opinions or points of view expressed are those of the author(s) and do not necessarily reflect the official position or policies of the U.S. Department of Justice.

# DOCUMENTATION FOR ANALYSIS OF VIOLENCE AGAINST AMERICAN INDIAN AND ALASKA NATIVE WOMEN AND MEN: 2010 FINDINGS FROM THE NATIONAL INTIMATE PARTNER AND SEXUAL VIOLENCE SURVEY (NISVS) BY THE NATIONAL INSTITUTE OF JUSTICE

## CHAPTER 1
## OVERVIEW OF TECHNICAL REPORT

This chapter provides a brief summary of the National Intimate Partner and Sexual Violence Survey (NISVS) conducted by the Centers for Disease Control and Prevention (CDC) and their contractor RTI International. It identifies the data files and documentation that were used by the National Institute of Justice (NIJ) and provides an overview of this technical report. It summarizes NIJ's data cleaning process and identifies some of the common data problems that analysts should pay attention to. Although this is a lengthy report, analysts are cautioned to not use the final data files created in Chapter 25 without first understanding the lengthy process that was used to create these final data files.

### A. NATIONAL INTIMATE PARTNER AND SEXUAL VIOLENCE SURVEY

The following summary is provided by National Archive of Criminal Justice Data (NACJD, ICPSR 34305):

> *The National Intimate Partner and Sexual Violence Survey (NISVS) is an ongoing nationally representative survey that assessed experiences of sexual violence, stalking, and intimate partner violence among adult women and men in the United States and for each individual state. The survey focused exclusively on violence and collected information about:*
>
> *(1) Sexual violence by any perpetrator, including information related to rape, being made to penetrate someone else, sexual coercion, unwanted sexual contact, and non-contact unwanted sexual experiences;*
> *(2) Stalking, including the use of newer technologies such as text messages, emails, monitoring devices (e.g., cameras and GPS, or global positioning system devices), by perpetrators known and unknown to the victim;*
> *(3) Physical violence by an intimate partner;*
> *(4) Psychological aggression by an intimate partner, including information on expressive forms of aggression and coercive control; and*
> *(5) Control of reproductive or sexual health by an intimate partner.*
>
> *In addition to collecting lifetime and 12 month prevalence data on sexual violence, stalking, and intimate partner violence, the survey collects information on the age at the time of the first victimization, demographic characteristics of respondents, demographic characteristics of perpetrators (age, sex, race/ethnicity) and detailed information about the context in which these types of violence occur. The primary objectives of the survey are to describe the prevalence and characteristics of sexual violence, stalking, and intimate partner violence in the United States; who is most likely to experience these forms of violence; the context in which sexual violence, stalking, and intimate partner violence are experienced; and the consequences and impacts of these forms of violence.*

The NISVS survey was launched in 2010 by the National Center for Injury Prevention and Control (US Centers for Disease Control and Prevention), with the support of the National Institute of Justice and the Department of Defense. In 2010, data were collected from three samples – a general population sample

This document is a research report submitted to the U.S. Department of Justice. This report has not been published by the Department. Opinions or points of view expressed are those of the author(s) and do not necessarily reflect the official position or policies of the U.S. Department of Justice.

of adult women and men, an oversample of American Indian and Alaska Native women and men, and a sample of female active duty military and female spouses of active duty military. This technical report provides a detailed description of the NIJ data cleaning and analysis activities for the first two of these samples – the general population sample (N = 18,957) and the American Indian and Alaska Native oversample (N = 3,612).

The NISVS survey includes 15 sections. These are:

| | |
|---|---|
| Section RC | Respondent Characteristics |
| Section H | Health |
| Section PA | Psychological Aggression |
| Section CCE | Coercive Control and Entrapment |
| Section PV | Physical Violence |
| Section EPA | Elder Abuse: Psychological Aggression |
| Section ECCE | Elder Abuse: Coercive Control and Entrapment |
| Section EPV | Elder Abuse: Physical Violence |
| Section ST | Stalking |
| Section STFU | Stalking Follow-Up |
| Section SV | Sexual Violence |
| Section SVFU | Sexual Violence Follow-Up |
| Section R | Relationships |
| Section GFU | General Follow-Up |
| Section IP | Intimate Partners |

Chapter 2 provides a detailed overview of the NISVS data structure. Data are available at both the respondent-level and the perpetrator-level.

For additional information about the NISVS survey and data, analysts should refer to the CDC website (www.cdc.gov/violenceprevention/nisvs/index.html) and the National Archive of Criminal Justice Data (NACJD) website (www.icpsr.umich.edu/icpsrweb/NACJD/studies/34305).

## B. DATA FILES AND DOCUMENTATION FROM CDC AND RTI

All NIJ analyses were based on three data files from CDC and RTI. These included SAS data sets containing the general population sample data ("nisvs_generalpop_2010" with 18,957 observations and 26,111 variables), the American Indian and Alaska Native oversample data ("nisvs2010aianfinal" with 3,612 observations and 22,934 variables), and the weights for the combined American Indian and Alaska Native sample ("wtfinal2010_aian_with_genpop" with 3,978 observations and nine variables). This combined American Indian and Alaska Native sample is described in Chapter 4.

The NIJ analyses were informed by the following documentation:

(1) The NISVS 2010 Summary Report ("NISVS 2010 Summary Report", 124 pages),
(2) An orientation to the analysis of the 2010 NISVS raw data produced by CDC/RTI ("Orientation to Analysis of 2010 NISVS Gen Popn", 12 pages),
(3) The survey instrument used during the first two quarters of 2010 ("2010_NISVS Q1 instrument", 60 pages)
(4) The survey instrument used during the last two quarters of 2010 ("2010 NISVSS Q3 Q4 specs", 54 pages)

This document is a research report submitted to the U.S. Department of Justice. This report has not been published by the Department. Opinions or points of view expressed are those of the author(s) and do not necessarily reflect the official position or policies of the U.S. Department of Justice.

(5) The codebook for the general population sample ("NISVSS_Final2010QuestionnaireCodebook_4-15-11", 1,262 pages),
(6) A methods report for the general population sample ("2010 Gen Pop Methodology Report_final_v3_clean", 142 pages),
(7) The codebook for the American Indian and Alaska Native oversample ("NISVSS_Final2010_AIAN_QuestionnaireCodebook_Delivered", 1,261 pages),
(8) A methods report for the American Indian and Alaska Native oversample ("AI AN Meth Report_FINAL", 82 pages), and
(9) A summary of the weighting plan for the combined American Indian and Alaska Native sample described in Chapter 4 ("Weighting plan and implementation – combine AIAN with genpop 2012-12-05 Final", 19 pages).

New documentation was subsequently created by CDC and revised by NACJD. Analysts are encouraged to retrieve and use the new documentation available at the NACJD (ICPSR 34305). These include a new codebook, new documentation, a new questionnaire, and a new user guide.

All original data files and documentation used by NIJ can be found in the "CDC" folder:

| | | | |
|---|---|---|---|
| AI AN Meth Report_FINAL | 4/25/2013 4:04 PM | Adobe Acrobat Document | 320 KB |
| NISVS 2010 Summary Report | 1/26/2015 1:33 PM | Adobe Acrobat Document | 3,139 KB |
| 2010 Gen Pop Methodology Report_final v3_clean | 4/24/2013 12:38 PM | Microsoft Word 97 - 2003 Document | 1,686 KB |
| 2010 NISVSS Q3 Q4 specs | 4/24/2013 12:19 PM | Microsoft Word 97 - 2003 Document | 398 KB |
| 2010_ NISVSS Q1 instrument | 4/24/2013 12:19 PM | Microsoft Word 97 - 2003 Document | 487 KB |
| NISVSS_Final2010_AIAN_QuestionnaireCodebook_Delivered | 6/23/2011 9:25 AM | Microsoft Word 97 - 2003 Document | 5,681 KB |
| NISVSS_Final2010QuestionnaireCodebook_4-15-11 | 4/24/2013 12:38 PM | Microsoft Word 97 - 2003 Document | 5,683 KB |
| Weighting plan and implementation - combine AIAN with genpop 2012-12-05 Final | 1/9/2013 7:45 AM | Microsoft Word 97 - 2003 Document | 297 KB |
| Orientation to Analysis of 2010 NISVS Gen Popn | 4/12/2013 10:53 AM | Microsoft Word Document | 181 KB |
| nisvs2010aianfinal | 6/23/2011 7:00 AM | SAS Data Set | 327,929 KB |
| nisvss_generalpop_2010 | 6/12/2012 6:28 AM | SAS Data Set | 1,828,299 KB |
| wtfinal2010_aian_with_genpop | 11/7/2012 8:30 AM | SAS Data Set | 249 KB |

## C. OVERVIEW OF NIJ DATA CLEANING PROCESS

This technical report begins with a broad overview on the structure of the NISVS data in Chapter 2. Chapter 3 provides an overview of how data were extracted, merged, checked, and cleaned in each core victimization section (from the Psychological Aggression section to the Sexual Violence section). The "GET NISVS DATA" folder includes the "EXPORT DATA TO SPSS" SAS system program file to convert the SAS data files for the general population sample and the American Indian and Alaska Native oversample into SPSS data files ("NISVSGENPOP2010.SAV" and "NISVS2010AIANFINAL.SAV").

Chapter 4 provides details on weighting and sampling. The weights for the general population sample are included in the "NISVSGENPOP2010.SAV" data file. Weights for the American Indian and Alaska Native oversample are included in the "NISVS2010AIANFINAL.SAV" data file, but these are incorrect and should not be used. Instead, new weights were created for a sample that combined the respondents from the American Indian and Alaska Native oversample with the respondents from the general population sample who identified themselves as American Indian or Alaska Native. This combined sample is included in the "AIAN SAMPLE.SAV" data file. The correct weights for the combined sample are included in the "wtfinal2010_aian_with_genpop" data file and are saved, along with demographic data, in the "FINAL WEIGHTS.SAV" data file.

This document is a research report submitted to the U.S. Department of Justice. This report has not been published by the Department. Opinions or points of view expressed are those of the author(s) and do not necessarily reflect the official position or policies of the U.S. Department of Justice.

In Chapters 5 through 12, the data from the core victimization sections are merged and checked. These core victimization sections include:

| | |
|---|---|
| Psychological Aggression (PA) | Chapter 5 |
| Coercive Control and Entrapment (CCE) | Chapter 6 |
| Physical Violence (PV) | Chapter 7 |
| Elder Abuse: Psychological Aggression (EPA) | Chapter 8 |
| Elder Abuse: Coercive Control and Entrapment (ECCE) | Chapter 9 |
| Elder Abuse: Physical Violence (EPV) | Chapter 10 |
| Stalking (ST) | Chapter 11 |
| Sexual Violence (SV) | Chapter 12 |

In each of these chapters, there are three sections – (A) Data Merge, (B) Data Checks, and (C) Data Problems. Section (A) simply extracts the core victimization data from the general population sample data (in "NISVSGENPOP2010.SAV") and the American Indian and Alaska Native oversample data (in "NISVS2010AIANFINAL.SAV"). Respondent identifiers (ZRID) are recoded to include a "1" at the end if the respondent is from the general population sample or a "2" at the end if the respondent is from the American Indian and Alaska Native oversample. All variables are renamed and relabeled (details are provided in subsequent chapters). In addition, all values are relabeled. Each core victimization section has its own folder (PA to SV). Each PA to SV folder has a "MERGE xxxx DATA" folder (where "xxxx" is the core victimization section identifier, from PA to SV). Each "MERGE xxxx DATA" folder has a "CREATE xxxx FILES.SPS" syntax file which creates a "FINAL xxxx .SAV" data file.

In Section (B) of Chapters 5 through 12, extensive data checks are performed to identify problem cases. These data checks are included in the "xxxx DATA CHECKS.SPS" syntax files (which are included in the "xxxx DATA CHECK" folders). Data problems are then summarized in Section (C), but are not corrected until Chapter 13.

To summarize the work in Chapters 3 and 5 through 12, the original data from the general population sample are included in the "NISVSGENPOP2010.SAV" data file and the original data from the American Indian and Alaska Native oversample are included in the "NISVS2010AIANFINAL.SAV" data file. A combined American Indian and Alaska Native sample was created. It includes all respondents from the American Indian and Alaska Native oversample. It also includes the respondents in the general population sample who identified themselves as American Indian or Alaska Native. This sample is included in the "AIAN SAMPLE.SAV" data file and the weights for this sample are included in the "FINAL WEIGHTS.SAV" data file. For each core victimization section (PA to SV), data are merged and checked.

**Table 1.1. Data Merges for Core Victimization Sections**

| Section | Chapter | Folder | Syntax File | Data File |
|---|---|---|---|---|
| PA | 5 | PA\MERGE PA DATA | CREATE PA FILES.SPS | FINAL PA.SAV |
| CCE | 6 | CCE\MERGE CCE DATA | CREATE CCE FILES.SPS | FINAL CCE.SAV |
| PV | 7 | PV\MERGE PV DATA | CREATE PV FILES.SPS | FINAL PV.SAV |
| EPA | 8 | EPA\MERGE EPA DATA | CREATE EPA FILES.SPS | FINAL EPA.SAV |
| ECCE | 9 | ECCE\MERGE ECCE DATA | CREATE ECCE FILES.SPS | FINAL ECCE.SAV |
| EPV | 10 | EPV\MERGE EPV DATA | CREATE EPV FILES.SPS | FINAL EPV.SAV |
| ST | 11 | ST\MERGE ST DATA | CREATE ST FILES.SPS | FINAL ST.SAV |
| SV | 12 | SV\MERGE SV DATA | CREATE SV FILES.SPS | FINAL SV.SAV |

This document is a research report submitted to the U.S. Department of Justice. This report has not been published by the Department. Opinions or points of view expressed are those of the author(s) and do not necessarily reflect the official position or policies of the U.S. Department of Justice.

**Table 1.2. Data Checks for Core Victimization Sections**

| Section | Chapter | Folder | Syntax File |
|---|---|---|---|
| PA | 5 | PA\PA DATA CHECK | PA DATA CHECKS.SPS |
| CCE | 6 | CCE\CCE DATA CHECK | CCE DATA CHECKS.SPS |
| PV | 7 | PV\PV DATA CHECK | PV DATA CHECKS.SPS |
| EPA | 8 | EPA\EPA DATA CHECK | EPA DATA CHECKS.SPS |
| ECCE | 9 | ECCE\ECCE DATA CHECK | ECCE DATA CHECKS.SPS |
| EPV | 10 | EPV\EPV DATA CHECK | EPV DATA CHECKS.SPS |
| ST | 11 | ST\ST DATA CHECK | ST DATA CHECKS.SPS |
| SV | 12 | SV\SV DATA CHECK | SV DATA CHECKS.SPS |

Data are then cleaned in Chapter 13, to address three types of problems found in Chapters 5 through 12. Some respondents provided more perpetrator initials than expected. Some provided fewer perpetrator initials than expected. Finally, some provided duplicate perpetrator initials. When necessary, perpetrator initials were recoded to "REC## xxxx", where "xxxx" are the first four characters in the perpetrator's original initials and "##" is the $n^{th}$ recode of those perpetrator initials. Missing perpetrator initials were recoded to "REC## MISSING", where "##" is the $n^{th}$ recoded initial. Some of the missing data are also recoded in Chapter 13 (others are recoded in subsequent chapters). Detailed data cleaning summaries for each respondent are provided in Chapter 13. All data cleaning is included in the "NISVS RECODES.SPS" syntax file (in the "CLEAN NISVS" folder). This syntax file creates eight clean data files – "CLEAN PA.SAV", "CLEAN CCE.SAV", "CLEAN PV.SAV", "CLEAN EPA.SAV", "CLEAN ECCE.SAV", "CLEAN EPV.SAV", "CLEAN ST.SAV", and "CLEAN SV.SAV".

These eight data files are added together in Chapter 14 to create the "NISVS CORE.SAV" data file. All missing data are recoded and a clean data file is saved as "CLEAN NISVS CORE.SAV". An analysis data file is also created. In this analysis data file, additional recodes are performed for respondents who were victimized in the lifetime by 15 or more perpetrators. This analysis data file is saved as "CLEAN CORE ANALYSIS.SAV".

To summarize the work in Chapters 13 and 14, data cleaning is first achieved in Chapter 13. Eight new data files (one for each core victimization section) are created ("CLEAN PA.SAV", "CLEAN CCE.SAV", "CLEAN PV.SAV", "CLEAN EPA.SAV", "CLEAN ECCE.SAV", "CLEAN EPV.SAV", "CLEAN ST.SAV", and "CLEAN SV.SAV"). These eight data files are added to create the "NISVS CORE.SAV" data file. Missing data are recoded and the new data file is saved as "CLEAN NISVS CORE.SAV". An analysis file ("CLEAN CORE ANALYSIS.SAV") is also created. It includes additional recodes for respondents who reported being victimized in the lifetime by 15 or more perpetrators.

An initial perpetrator-level file is then created in Chapter 15. The "CREATE NISVS PERP.SPS" syntax file uses the eight clean core victimization data files from Chapter 13 to create the "NISVS PERP.SAV" data file.

Perpetrator-level data from the relationships section of the NISVS survey are extracted and cleaned in Chapter 16. The "CREATE R FILES.SPS" syntax file creates the "R PERP.SAV" data file. Data are then checked and recoded in the "R DATA CHECKS.SPS" syntax file. The cleaned data are then saved in the "CLEAN R.SAV" data file.

This document is a research report submitted to the U.S. Department of Justice. This report has not been published by the Department. Opinions or points of view expressed are those of the author(s) and do not necessarily reflect the official position or policies of the U.S. Department of Justice.

In Chapter 17, a new perpetrator-level file is created by the "CREATE FINAL NISVS PERP.SPS" syntax file. This syntax file simply adds the "NISVS PERP.SAV" data file from Chapter 15 to the "CLEAN R.SAV" data file from Chapter 16. These data are saved in the "FINAL NISVS PERP.SAV" data file. These perpetrator-level data are then cleaned in two syntax files ("CLEAN NISVS PERP 1.SPS" and "CLEAN NISVS PERP 2.SPS") and the final clean data are saved in the "FINAL CLEAN NISVS PERP.SAV" data file.

In Chapter 18, the data from the stalking follow-up section of the NISVS survey are extracted (in the "CREATE ST PERP.SPS" syntax file), checked (in the "ST PERP DATA CHECKS.SPS" syntax file), and cleaned (in the "ST PERP DATA CLEANING.SPS" syntax file). The cleaned stalking follow-up data are then saved in the "CLEAN ST PERP.SAV" data file. The "CREATE FULL ST PERP.SPS" syntax file then merges these data with the clean perpetrator-level data from Chapter 17 (in "FINAL CLEAN NISVS PERP.SAV") to create the "FULL ST PERP.SAV" data file.

To summarize the work in Chapters 15 through 18, an initial perpetrator-level file is created in Chapter 15 ("NISVS PERP.SAV"). Data from the relationships section of the NISVS survey are extracted, checked, and cleaned in Chapter 16. The clean relationship data are saved in the "CLEAN R.SAV" data file. These two data sets are then merged in Chapter 17. After additional data cleaning, the new data are saved in the "FINAL CLEAN NISVS PERP.SAV" data file. The stalking follow-up data are extracted, checked, and cleaned in Chapter 18. The clean stalking follow-up data are saved in the "CLEAN ST PERP.SAV" data file. In addition, a data file is created to combine these data with those in the "FINAL CLEAN NISVS PERP.SAV" data file. Data are then saved in the "FULL ST PERP.SAV".

Preliminary victimization estimates are computed in Chapter 19. It is important to note that while these estimates are correct, their standard errors are not (correct standard errors are not calculated until Chapter 26). The NIJ victimization measures are different than the CDC victimization measures. For estimates of sexual violence, the NIJ analyses use mutually exclusive categories of victimization and only include measures of sexual violence (the CDC analyses do not). For estimates of stalking, the NIJ analyses require respondents to be afraid or to experience things that would cause a reasonable person to be afraid (while the CDC analyses require respondents to feel very fearful or to believe that someone close to them would be harmed or killed). For estimates of intimate partner violence, the NIJ analyses are restricted to victimizations by current or former intimate partners (the CDC analyses are not). In addition to these fundamental differences, all of the NIJ analyses are different because of differences in data cleaning and data analysis. In particular, missing data were recoded to zero in CDC's analysis while they are not in NIJ's analysis. As a result of these differences, the NIJ and CDC victimization measures are difficult to compare. When results are somewhat comparable, side-by-side comparisons of the NIJ and CDC estimates are provided in Chapter 19.

The stalking composites are created in the "STALKING COMPOSITES.SPS" syntax file. All other composites are created in the "CORE COMPOSITES.SPS" syntax file. The stalking data are saved in the "STALKING CORE WITH WEIGHTS.SAV" data file, while the other composites are saved in the "CORE WITH WEIGHTS.SAV" data file. SAS programs ("WEIGHTED MEANS.SAS" and "STALKING WEIGHTED MEANS.SAS") then compute the final point estimates.

In Chapters 20 through 24, the data from the remaining sections of the NISVS survey are extracted, checked, and cleaned. These remaining sections include the sexual violence follow-up section (Chapter 20), the general follow-up section (Chapter 21), the intimate partner section (Chapter 22), the respondent characteristics section (Chapter 23), and the health section (Chapter 24).

This document is a research report submitted to the U.S. Department of Justice. This report has not been published by the Department. Opinions or points of view expressed are those of the author(s) and do not necessarily reflect the official position or policies of the U.S. Department of Justice.

The sexual violence follow-up data are available at both the respondent-level and perpetrator-level. The respondent-level data are extracted in the "CREATE RESP SVFU.SPS" syntax file and are saved in the "RESP SVFU.SAV" data file. The perpetrator-level data are extracted in the "CREATE PERP SVFU.SPS" syntax file and are saved in the "PERP SVFU.SAV" data file. The respondent-level data are then checked and cleaned in the "SVFU RESP DATA CHECKS.SPS" syntax file. The cleaned respondent-level data are saved in the "CLEAN RESP SVFU.SAV" data file. The perpetrator-level data are checked and cleaned in the "SVFU PERP DATA CHECKS.SPS" syntax file and the cleaned perpetrator-level data are saved in the "CLEAN PERP SVFU.SAV" data file.

The general follow-up data are extracted in the "CREATE GFU PERP FILE.SPS" syntax file and are saved in the "FINAL GFU PERP.SAV" data file. Data are cleaned in the "GFU DATA CLEANING.SPS" syntax file and the cleaned data are saved in the "CLEAN GFU.SAV" data file. A respondent-level file ("CLEAN R GFU.SAV") is then created by the "CREATE CLEAN R GFU.SPS" syntax file and a perpetrator-level file ("CLEAN P GFU.SAV") is created by the "CREATE CLEAN P GFU.SPS" syntax file. It is important to note that the majority of the skip patterns in the general follow-up section appear to have been incorrectly documented in the survey instruments. Details are available in Chapter 21 (and in the "GFU PERP SELECTION" folder).

Data from the intimate partner section of the NISVS survey are extracted and cleaned in Chapter 22. The "CREATE IP FILES.SPS" syntax file creates the "FINAL IP.SAV" data file. Data are then checked and cleaned in the "CLEAN IP FILES.SPS" syntax file, and are saved in the "CLEAN IP.SAV" data file.

Data from the respondent characteristics section of the NISVS survey are extracted and cleaned in Chapter 23. The "CREATE RC FILES.SPS" syntax file creates the "FINAL RC.SAV" data file. Data are then checked and cleaned in the "CLEAN RC FILE.SPS" syntax file, and are saved in the "CLEAN RC.SAV" data file.

Finally, data from the health section of the NISVS survey are extracted and cleaned in Chapter 24. Data are extracted by the "CREATE H FILES.SPS" syntax file and are saved in the "FINAL H.SAV" data file. Data are then checked and cleaned in the "CLEAN H FILE.SPS" syntax file, and are saved in the "CLEAN H.SAV" data file.

Final perpetrator-level and respondent-level data files are then created in Chapter 25. In these final data files, all missing data are carefully documented. Different values and labels are used to differentiate between data that are unknown and data that are not applicable. When not applicable, reasons are included in all value labels. All new variables and composites are also carefully documented. Details are available in this technical report, in codebooks, and in syntax files.

The "FINAL PLEVEL NISVS.SPS" syntax file combines all perpetrator-level files (i.e., the "FINAL CLEAN NISVS PERP.SAV" data file from Chapter 17, the "FULL ST PERP.SAV" data file from Chapter 18, the "CLEAN PERP SVFU.SAV" data file from Chapter 20, and the "CLEAN P GFU.SAV" data file from Chapter 21). The final perpetrator-level data file is the "FINAL PLEVEL NISVS.SAV" data file. It includes 51,535 observations and 442 variables. A detailed codebook is available in Appendix B.

The "FINAL RLEVEL NISVS.SPS" syntax file combines all respondent-level data (i.e., from the "CLEAN NISVS CORE.SAV" data file from Chapter 14, the "CORE WITH WEIGHTS.SAV" and "STALKING CORE WITH WEIGHTS.SAV" data files from Chapter 19, the "CLEAN RESP SVFU.SAV" data file from Chapter 20, the "CLEAN R GFU.SAV" data file from Chapter 21, the "CLEAN IP.SAV" data file from Chapter 22, the "CLEAN

This document is a research report submitted to the U.S. Department of Justice. This report has not been published by the Department. Opinions or points of view expressed are those of the author(s) and do not necessarily reflect the official position or policies of the U.S. Department of Justice.

RC.SAV" data file from Chapter 23, and the "CLEAN H.SAV" data file from Chapter 24). The final respondent-level data file is the "FINAL RLEVEL NISVS.SAV" data file. It includes 21,378 observations and 493 variables. A detailed codebook is available in Appendix C.

Chapter 26 provides all of the technical documentation for the analyses and results included in the final report on violence against American Indian and Alaska Native women and men. These analyses are based on the final data files created in Chapter 25.

The summary above is not comprehensive. Details on additional files are provided in subsequent chapters. The data cleaning process summarized in this technical report was performed over a three year period. The code was not written to be the most efficient possible. In some cases, values were recoded in one chapter only be recoded again in a subsequent chapter. As stated above, it is important for analysts to understand how the final data files were created before using these files for analysis.

All NIJ data cleaning and transformations were performed in SPSS (Version 21). All syntax files are available in Appendix A. At the beginning of each syntax file, comments are used to document all of the data files that were used and produced. There are several SPSS commands that will greatly facilitate data cleaning. Given the very large number of variables in the NISVS data sets, analysts will be far more efficient if they are familiar with DO REPEAT commands and VECTOR data declarations. The DO REPEAT command will execute the same transformation on a set of variables. The VECTOR command will create a set of indexed variables. For example, if an analyst wanted to create 22 new variables (X1 to X22) all equal to 1, the analyst could compute each variable:

```
COMPUTE X1 = 1.
COMPUTE X2 = 1.
…
COMPUTE X22 = 1.
```

Alternatively, the following VECTOR and DO REPEAT commands could be used:

```
VECTOR X(22).
DO REPEAT X = X1 TO X22.
    COMPUTE X = 1.
END REPEAT.
```

Although these commands can only be used for data transformations, they are often helpful to compare lifetime and past year values. For example, DO REPEAT commands can be used to efficiently check that the number of past year victimizations (PAST#) does not exceed the number of lifetime victimizations (LIFE#). An analyst could write the following code to verify that the lifetime number (LIFE1) is equal to or greater than the past year number (PAST1):

```
COMPUTE ERROR = 0.
IF LIFE1 LT PAST1 ERROR = 1.
FREQUENCIES VARIABLES = ERROR.
```

If there are 22 victimization measures (as there are in the sexual violence section), this code would then be repeated 22 times. Alternatively, the following VECTOR and DO REPEAT commands could be used to check all 22 measures at the same time:

```
VECTOR ERROR(22).
DO REPEAT X = LIFE1 TO LIFE22 /Y =PAST1 TO PAST22 /E = ERROR1 TO ERROR22.
    IF X LT Y E = 1.
END REPEAT.
FREQUENCIES VARIABLES ERROR1 TO ERROR22.
```

This document is a research report submitted to the U.S. Department of Justice. This report has not been published by the Department. Opinions or points of view expressed are those of the author(s) and do not necessarily reflect the official position or policies of the U.S. Department of Justice.

Because data transformations are often complex, it is also helpful to be familiar with the structure of DO IF commands (i.e., DO IF, ELSE IF, and END IF) and LAG functions. Finally, COUNT commands are helpful to count values across variables. To determine if any of the lifetime numbers (from LIFE1 to LIFE22) are missing (-9), an analyst could use the following COUNT command:

```
COUNT N_MISS = LIFE1 TO LIFE22 (-9).
```

The new variable N_MISS would then include the number of -9 values in LIFE1 to LIFE22. Additional explanations are available in the SPSS Syntax Guide. Other standard commands are also commonly used (e.g., SORT CASES, AGGREGATE, VARSTOCASES, ADD FILES, MATCH FILES).

All estimates were calculated using survey analysis procedures available in SAS (Version 9.3). These include the SURVEYFREQ and SURVEYMEANS procedures.

## D. ANALYSIS CHALLENGES

The analysis of the 2010 NISVS data is severely hindered by a lack of documentation for both the data and CDC analysis. In particular, there are often discrepancies between the original data, the original surveys, and the original codebooks.

The original codebooks do not appear to be accurate. For example, the original codebook for the general population sample includes the following description for the PA2_PAi variables:

> **Was it** {fill: 1st set of initials}**?**
>
> 1 YES {go to PA2_PAb}
> 2 NO {if any other initials recorded, ask PA2_PAi for 2nd set of initials; 3rd set of initials, etc. until all have been asked; if no other initials recorded, go to PA2_PAa}
> -1 (VOL) DK
> -2 (VOL) RF
>
> *Variable Name:* *PA_I_2_PAi_1*
> *Variable Label:* *PA2 Ever: IP told you that you weren't good enough? Was it: Perp 1?*

However, the data for the PA2_PAi variables do not include YES/NO values. Instead, they include perpetrator identifiers (this problem is described further in Chapter 2).

The original surveys also do not appear to be accurate. For example, the original survey of the general population sample includes the following instructions at the beginning of the stalking follow-up section:

> (NOTE: one behavior, one time gets no follow-up questions – for stalking either has to be more than one behavior at least one time, or one behavior more than one time)

However, stalking follow-up questions were asked for every perpetrator whose initials were collected in the stalking section (note: this problem is also found on the questionnaire that CDC archived with NACJD). This problem is described further in Chapter 18.

This document is a research report submitted to the U.S. Department of Justice. This report has not been published by the Department. Opinions or points of view expressed are those of the author(s) and do not necessarily reflect the official position or policies of the U.S. Department of Justice.

These are just two examples of the many problems in the original codebooks and surveys. In all NIJ analyses, we always assumed that the data were more accurate than the surveys and codebooks. When discrepancies between the data, surveys, and codebooks were found, we assumed that the data were correct. We then produced documentation for these data.

It is also important to note that the NIJ analyses never relied on variables that were created by CDC or RTI without documentation. This is an important difference between the data sets that were produced by NIJ and the dataset that CDC archived with NACJD. In all of NIJ's analyses, we relied on the data provided by the respondents. We did not rely on data computed by CDC or RTI when those computations were not documented. This is particularly important for perpetrator-level analyses that rely on perpetrator initials. The NIJ analyses relied on the perpetrator initials provided by the respondents. They did not rely on the lists of perpetrator initials that were created by CDC or RTI. No documentation was available to explain how these lists were created. Additions, recodes and deletions to these lists were not documented.

Analysts should be very careful when analyzing data with skip patterns. Many of the skip patterns in the survey appear to be inaccurate (or they were programmed differently). In addition, some skip patterns were changed at the end of the second quarter of 2010. Some of these changes appear to be inaccurate. Some are not documented. Others appear to be documented imprecisely. To err on the side of caution, analysts should assume that none of the skip patterns are correctly described. This assumption will be correct more often than not. As a general rule, analysts should be very suspicious of any variable when more than 10% of its data are missing.

When skip patterns could not be reproduced, we attempted to find the processes that were used to select respondents and perpetrators. In some cases, the solutions are obvious and we are reasonably certain that the correct skip patterns were uncovered. Imprecisions are often due to how missing data are handled by skip patterns and selection criteria. A good example is provided by the RC7 questions on income (see Chapter 23). The skip patterns in the survey do not specify how missing data are handled (note: the survey archived with NACJD does not either). When respondents did not know the answer to RC7b, RC7c, RC7d, or RC7h, they skipped to RC8. However, when respondents did not know the answer to RC7a, RC7e, RC7f, or RC7g, they did not skip to RC8 (additional details are provided in Chapter 23, see Figure 23.1).

A useful strategy to uncover the correct specification for a skip pattern is often to code the reverse of the skip pattern shown on the survey. For example, assume that a skip pattern is based on X and that X has two valid values (1 and 2). If the skip pattern on the survey indicates that a question should be skipped if $X = 1$, analysts will often be successful if they try to model the skip pattern to indicate that this question should be skipped if $X \neq 2$. Because of missing data, $X = 1$ is not equivalent to $X \neq 2$. Skipping if $X = 1$ indicates that respondents with missing data in X would not skip this question. Skipping if $X \neq 2$ indicates that respondents with missing data in X would skip this question.

In other cases (particularly in Chapter 21), the solutions are far from obvious. This is likely to happen when few details are available to examine how the computer assisted telephone interview was programmed. In these cases, it is likely that there are multiple selection criteria and skip patterns that could be uncovered to reproduce how the data were actually collected. Our solutions are therefore not unique and may be incorrect. Other solutions may exist. Analysts will need to be very careful when analyzing data with skip patterns and selection criteria.

This document is a research report submitted to the U.S. Department of Justice. This report has not been published by the Department. Opinions or points of view expressed are those of the author(s) and do not necessarily reflect the official position or policies of the U.S. Department of Justice.

Analysts should also be very careful with the missing data codes found in the original data. It appears that missing data codes were used inconsistently (and the missing data codes in the surveys do not seem to match those in the codebooks). Inconsistencies are found particularly with the use of the '-3' code (which is found in neither the surveys nor the codebooks).

It is unclear how many validity checks were built into the computer assisted telephone interviewing program. A challenge with creating a perpetrator-level file occurs when respondents provided initials for a new perpetrator, but those initials were already provided by the respondent. In those cases, it is impossible to determine if the respondent was referring the same perpetrator or to a second perpetrator with the same initials. The data also include basic problems (e.g., respondents were victimized in the past year more often than they were in the lifetime, they were victimized at an age that exceeds their current age, a perpetrator with a penis was female). It does not appear that the computer assisted telephone interviewing program was designed to catch these simple problems or to prevent respondents from providing incongruent answers. Generally speaking, the NIJ data cleaning process did not address these types of problems. Instead, these problems are simply noted in this Technical Report.

These are just a few of the analysis challenges that are more completely described in the next 24 chapters.

This document is a research report submitted to the U.S. Department of Justice. This report has not been published by the Department. Opinions or points of view expressed are those of the author(s) and do not necessarily reflect the official position or policies of the U.S. Department of Justice.

# DOCUMENTATION FOR ANALYSIS OF VIOLENCE AGAINST AMERICAN INDIAN AND ALASKA NATIVE WOMEN AND MEN: 2010 FINDINGS FROM THE NATIONAL INTIMATE PARTNER AND SEXUAL VIOLENCE SURVEY (NISVS) BY THE NATIONAL INSTITUTE OF JUSTICE

## CHAPTER 2
## STRUCTURE OF NISVS DATA

The purpose of this chapter is to (a) explain the new (and simpler) structure used to name variables in the NISVS data and (b) explain how perpetrator initials should be tracked through the NISVS data. Additional information is provided in CDC's "Orientation to the Analysis of 2010 NISVS Raw Data."

### A. NEW VARIABLE NAMES

To simplify the analysis of NISVS data, new variable names were created. In addition, new variable labels and value labels were created.

Each variable name may have up to four components. The first component indicates which survey section the variable belongs to. The second component indicates which behavior the variable measures. The third component indicates the question for that behavior. The fourth component indicates the perpetrator number (when applicable).

More specifically, the first component indicates the following survey sections:

- **PA** This variable belongs in the **P**sychological **A**ggression section
- **CCE** This variable belongs in the **C**oercive **C**ontrol and **E**ntrapment section
- **PV** This variable belongs in the **P**hysical **V**iolence section
- **EPA** This variable belongs in the **E**lder Abuse - **P**sychological **A**ggression section
- **ECCE** This variable belongs in the **E**lder Abuse - **C**oercive **C**ontrol and **E**ntrapment section
- **EPV** This variable belongs in the **E**lder Abuse – **P**hysical **V**iolence section
- **ST** This variable belongs in the **St**alking section
- **SV** This variable belongs in the **S**exual **V**iolence section

The second component indicates the following behaviors.

The Psychological Aggression section has five behaviors:

- PA**1** Acted very angry towards you in a way that seemed dangerous?
- PA**2** Told you that you were a loser, a failure, or not good enough?
- PA**3** Called you names like ugly, fat, crazy, or stupid?
- PA**4** Insulted, humiliated, or made fun of you in front of others?
- PA**5** Told you that no one else would want you?

The Coercive Control and Entrapment section has 14 behaviors:

- CCE**1** Tried to keep you from seeing or talking to your family or friends?
- CCE**2** Made decisions for you that should have been yours to make, such as the clothes you wear, things you eat, or the friends you have?

This document is a research report submitted to the U.S. Department of Justice. This report has not been published by the Department. Opinions or points of view expressed are those of the author(s) and do not necessarily reflect the official position or policies of the U.S. Department of Justice.

CCE**3** Kept track of you by demanding to know where you were and what you were doing?
CCE**4** Threatened to hurt him or herself or commit suicide when he or she was upset with you?
CCE**5** Threatened to hurt a pet or threatened to take a pet away from you?
CCE**6** Threatened to hurt someone you love?
CCE**7** Hurt someone you love?
CCE**8** Threatened to take your children away from you?
CCE**9** Kept you from leaving the house when you wanted to go?
CCE**10** Kept you from having money for your own use?
CCE**11** Destroyed something that was important to you?
CCE**12** Said things like "If I can't have you, then no one can"?
CCE**13** Tried to get you pregnant when you did not want to become pregnant or tried to stop you from using birth control? / Tried to get pregnant when you did not want them to get pregnant or tried to stop you from using birth control?
CCE**14** Refused to use a condom when you wanted them to use one?

The Physical Violence section has 12 behaviors:
PV**1** Made threats to physically harm you?
PV**2** Slapped you?
PV**3** Pushed or shoved you?
PV**4** Hit you with a fist or something hard?
PV**5** Kicked you?
PV**6** Hurt you by pulling your hair?
PV**7** Slammed you against something?
PV**8** Forced you to engage in sexual activity?
PV**9** Tried to hurt you by choking or suffocating you?
PV**10** Beaten you?
PV**11** Burned you on purpose?
PV**12** Used a knife or gun on you?

The Elder Abuse - Psychological Aggression section has five behaviors:
EPA**1** Acted very angry towards you in a way that seemed dangerous?
EPA**2** Told you that you were a loser, a failure, or not good enough?
EPA**3** Called you names like ugly, fat, crazy, or stupid?
EPA**4** Insulted, humiliated, or made fun of you in front of others?
EPA**5** Told you that no one else would want you?

The Elder Abuse - Coercive Control and Entrapment section has 11 behaviors:
ECCE**1** Tried to keep you from seeing or talking to your family or friends?
ECCE**2** Made decisions for you that should have been yours to make, such as the clothes you wear, things you eat, or the friends you have?
ECCE**3** Kept track of you by demanding to know where you were and what you were doing?
ECCE**4** Threatened to hurt him or herself or commit suicide when he or she was upset with you?
ECCE**5** Threatened to hurt a pet or threatened to take a pet away from you?
ECCE**6** Threatened to hurt someone you love?
ECCE**7** Hurt someone you love?
ECCE**8** Threatened to keep you from seeing your children or grandchildren?
ECCE**9** Kept you from leaving the house when you wanted to go?
ECCE**10** Kept you from having money for your own use?

This document is a research report submitted to the U.S. Department of Justice. This report has not been published by the Department. Opinions or points of view expressed are those of the author(s) and do not necessarily reflect the official position or policies of the U.S. Department of Justice.

ECCE**11** Destroyed something that belonged to you?

The Elder Abuse - Physical Violence section has 12 behaviors:

EPV**1** Made threats to physically harm you?
EPV**2** Slapped you?
EPV**3** Pushed or shoved you?
EPV**4** Hit you with a fist or something hard?
EPV**5** Kicked you?
EPV**6** Hurt you by pulling your hair?
EPV**7** Slammed you against something?
EPV**8** Forced you to engage in sexual activity?
EPV**9** Tried to hurt you by choking or suffocating you?
EPV**10** Beaten you?
EPV**11** Burned you on purpose?
EPV**12** Used a knife or gun on you?

The Stalking section has seven behaviors:

ST**1** Made unwanted phone calls to you or left you messages?
ST**2** Sent you unwanted emails, instant messages, or sent messages through websites like MySpace or Facebook?
ST**3** Left you cards, letters, flowers, or presents when they knew you didn't want them to?
ST**4** Watched or followed you from a distance, or spied on you with a listening device, camera, or GPS?
ST**5** Approached you or showed up in places, such as your home, workplace, or school when you didn't want them to be there?
ST**6** Left strange or potentially threatening items for you to find?
ST**7** Sneaked into your home or car and did things to scare you by letting you know they had been there?

Finally, the Sexual Violence section has 22 behaviors:

SV**1** Exposed their sexual body parts to you, flashed you, or masturbated in front of you?
SV**2** Made you show your sexual body parts to them?
SV**3** Made you look at or participate in sexual photos or movies?
SV**4** Harassed you while you were in a public place in a way that made you feel unsafe?
SV**5** Kissed you in a sexual way?
SV**6** Fondled or grabbed your sexual body parts?
SV**7** Had vaginal sex with you? (When you were drunk, high, drugged, or passed out and unable to consent)
SV**8** Made you perform anal sex? (When you were drunk, high, drugged, or passed out and unable to consent)
SV**9** Made you receive anal sex? (When you were drunk, high, drugged, or passed out and unable to consent)
SV**10** Made you perform oral sex? (When you were drunk, high, drugged, or passed out and unable to consent)
SV**11** Made you receive oral sex? (When you were drunk, high, drugged, or passed out and unable to consent)
SV**12** Made you have vaginal sex? (Using physical force or threats of physical harm)
SV**13** Made you perform anal sex? (Using physical force or threats of physical harm)

This document is a research report submitted to the U.S. Department of Justice. This report has not been published by the Department. Opinions or points of view expressed are those of the author(s) and do not necessarily reflect the official position or policies of the U.S. Department of Justice.

SV**14** Made you receive anal sex? (Using physical force or threats of physical harm)
SV**15** Made you perform oral sex? (Using physical force or threats of physical harm)
SV**16** Made you receive oral sex? (Using physical force or threats of physical harm)
SV**17** Put their fingers or an object in your vagina or anus? (Using physical force or threats of physical harm)
SV**18** Tried to make you have vaginal sex with them, but sex did not happen? (Using physical force or threats of physical harm)
SV**19** Tried to have vaginal, oral, or anal sex with you, but sex did not happen?(Using physical force or threats of physical harm)
SV**20** Pressured you to have vaginal, oral, or anal sex by doing things like telling you lies, making promises about the future they knew were untrue, threatening to end your relationship, or threatening to spread rumors about you?
SV**21** Pressured you to have vaginal, oral, or anal sex by wearing you down by repeatedly asking for sex, or showing they were unhappy?
SV**22** Pressured you to have vaginal, oral, or anal sex by using their influence or authority over you, for example, your boss or your teacher?

Note that SV18a was renamed to SV18, SV18b was renamed to SV19, SV19 was renamed to SV20, SV20 was renamed to SV21, and SV21 was renamed to SV22. Variable names which only include the survey section identifier and the behavior identifier (with no question number or perpetrator number) are the respondents' answers to the lifetime victimization questions. For example, SV5 includes the respondents' answers to "How many people have ever kissed you in a sexual way?"

The third component in the new variable names is the question number. For each behavior above (PA1 to SV22), there may be up to 12 different follow-up questions. These are identified by the letters I, A, L, B, C, D, T, E, F, G, Y, and H.

**I** Perpetrator identifier (a number) that specifies which of the previously identified perpetrators victimized the respondent in the lifetime.
**A** Initials for any new perpetrators (not previously identified) who victimized the respondent in the lifetime.
**L** Initials for the previously identified perpetrators (in **I**) and the new perpetrators (in **A**) who victimized the respondent in the lifetime.
**B** The number of lifetime victimizations by each perpetrator in **L**.
**C** Whether any of the perpetrators in **L** victimized the respondent in the past three years.
**D** Perpetrator identifier (a number) that specifies which of the perpetrators in **L** victimized the respondent in the past three years.
**T** Initials for the perpetrators identified in **D**.
**E** The number of past three year victimizations by each perpetrator in **T.**
**F** Whether any of the perpetrators in **T** (for respondents in first two quarters of 2010) or in **L** (for respondents in the last two quarters of 2010) victimized the respondent in the past year.
**G** Perpetrator identifier (a number) that specifies which of the perpetrators in **T** (for respondents in the first two quarters of 2010) or in **L** (for respondents in the last two quarters of 2010) victimized the respondent in the past year.
**Y** Initials for the perpetrators identified in **G**.
**H** The number of past year victimizations by each perpetrator in **Y**.

This document is a research report submitted to the U.S. Department of Justice. This report has not been published by the Department. Opinions or points of view expressed are those of the author(s) and do not necessarily reflect the official position or policies of the U.S. Department of Justice.

In the third and fourth quarter of 2010, data on past three year victimizations were not collected. As a result, no data are found in C, D, T, or E. In addition, F indicates whether any of the perpetrators in L (rather than in T) victimized the respondent in the past year. As a result, G indicates which perpetrators in L (rather than T) victimized the respondent in the past year.

The fourth component in the new variable names is the perpetrator number (* = 1 to 15, for perpetrator 1 through perpetrator 15). Two of the questions (C and F) are at the respondent-level and therefore do not have a perpetrator number (i.e., the new variable names do not include a fourth component for questions C or F). The other 10 questions are at the perpetrator-level and the new variable names therefore include this fourth component (for perpetrators 1 to 15).

**I*** Lifetime perpetrator identifier. The identifier (a number) is used to specify which of the previously identified perpetrators victimized the respondent in the lifetime. (Note: this variable does not exist for PA1 or EPA1, as there are no previously identified perpetrators). For example, if PA4**I1** = **5**, the first PA4 perpetrator (PA4**I1**) identified by the respondent in the lifetime is the **5th** perpetrator that was previously identified. If PA4**I2** = **4**, the second PA4 perpetrator (PA4**I2**) identified by the respondent in the lifetime is the **4th** perpetrator that was previously identified. (Additional details on tracking perpetrators are provided in Section B of this Chapter).

**A*** New perpetrator initials. The **A*** variables are used to record the initials of new perpetrators (not previously identified) who victimized the respondent in the lifetime. For example, if PA4**A1** = "**TF**", **TF** is the first new PA4 perpetrator (PA4**A1**) identified by the respondent in the lifetime. If PA4**A2** = "**RS**", **RS** is the second new PA4 perpetrator (PA4**A2**) identified by the respondent in the lifetime.

**L*** Lifetime perpetrator initials. The **L*** variables include the initials from the perpetrators identified in the **I*** variables, plus any new perpetrators identified in the **A*** variables. Following the examples above, **PA4L1** would include the initials of the 5th previously identified perpetrator, **PA4L2** would include the initials of the 4th previously identified perpetrator, **PA4L3** would include the initials from the first new perpetrator (i.e., "TF"), and **PA4L4** would include the initials from the second new perpetrator (i.e., "RS").

**B*** Number of lifetime victimizations by perpetrator **L***. For example, PA4**B1** is the number of lifetime PA4 victimizations by perpetrator PA4**L1**. Similarly, PA4**B2** is the number of lifetime PA4 victimizations by perpetrator PA4**L2**.

**C** Past three year victimization. This variable is at the respondent-level, not the perpetrator-level. It indicates whether any of the perpetrators in **L*** victimized the respondent in the past three years. (Note, this question was only asked in the first and second quarters of 2010; for respondents in the third and fourth quarters of 2010, there are no data in C, D*, T*, or E*).

**D*** Past three year perpetrator identifier. The identifier (a number) is used to specify which lifetime perpetrator(s) in **L*** victimized the respondent in the past three years. For example, if PA4**D1** = **3**, the first PA4 perpetrator (PA4**D1**) identified by the respondent in the past three years is the **3rd** lifetime perpetrator.

**T*** Past three year perpetrator initials. The **T*** variables include the initials of the past three year perpetrators identified in **D***. When **D*** = #, **T*** = **L#**. For example, when PA4**D1** = **3**, PA4**T1** = PA4**L3**. In this example, the first PA4 perpetrator identified by the respondent in the past three years (PA4**T1**) is the **3rd** lifetime perpetrator (PA4**L3**).

This document is a research report submitted to the U.S. Department of Justice. This report has not been published by the Department. Opinions or points of view expressed are those of the author(s) and do not necessarily reflect the official position or policies of the U.S. Department of Justice.

**E*** Number of past three year victimizations by perpetrator **T***. For example, PA4**E1** is the number of past three year PA4 victimizations by perpetrator PA4**T1**. Similarly, PA4**E2** is the number of past thee year PA4 victimizations by perpetrator PA4**T2**.

**F** Past year victimization. This variable is at the respondent-level, not the perpetrator level. For respondents interviewed in the first and second quarter of 2010, it indicates whether any of the perpetrators in **T*** victimized the respondent in the past year. For respondents interviewed in the third or fourth quarter of 2010, it indicates whether any of the perpetrators in **L*** victimized the respondent in the past year.

**G*** Past year perpetrator identifier. The identifier (a number) is used to specify which perpetrator victimized the respondent in the past year. For respondents that were interviewed in the first or second quarter of 2010, the identifier is used to specify which past three year perpetrator in **T*** victimized the respondent in the past year. For respondents that were interviewed in the third or fourth quarter of 2010, the identifier is used to specify which lifetime perpetrator in **L*** victimized the respondent in the past year. For example, if PA4**G1** = **3**, the first PA4 perpetrator (PA4**G1**) identified by the respondent in the past year is the **3rd** lifetime perpetrator (PA4**L3**, if the respondent was interviewed in the third or fourth quarter or 2010) or the **3rd** past three year perpetrator (PA4**T3**, if the respondent was interviewed in the first or second quarter of 2010).

**Y*** Past year perpetrator initials. The **Y*** variables include the initials of the past year perpetrators identified in **G***. For respondents from the first or second quarter of 2010, when **G*** = **#**, **Y*** = **T#**. For example, when PA4**G1** = **3**, PA4**Y1** = PA4**T3**. In this example, the first PA4 perpetrator identified by the respondent in the past year (PA4**Y1**) is the **3rd** past three year perpetrator (PA4**T3**). For respondents from the third or fourth quarter of 2010, when **G*** = **#**, **Y*** = **L#**. For example, when PA4**G1** = **3**, PA4**Y1** = PA4**L3**. In this example, the first PA4 perpetrator identified by the respondent in the past year (PA4**Y1**) is the **3rd** lifetime perpetrator (PA4**L3**).

**H*** Number of past year victimizations by perpetrator **Y***. For example, PA4**H1** is the number of past year PA4 victimizations by perpetrator PA4**Y1**. Similarly, PA4**H2** is the number of past year PA4 victimizations by perpetrator PA4**Y2**.

To summarize, each variable name may have up to four components. The first indicates which survey section the variable belongs to (PA, CCE, PV, EPA, ECCE, EPV, ST, or SV). The second component indicates which behavior the variable measures (these relate directly to the survey questions). The third component indicates the question number (I, A, L, B, C, D, T, E, F, G, Y, or H). The fourth component indicates the perpetrator number (when applicable). For example, PV5E14 is the number of times that perpetrator PV5T14 kicked the respondent in the past three years.

For each behavior, there are three additional variables (**N99**, **N36**, and **N12**). **N99** is the number of perpetrators in **L***, **N36** is the number of perpetrators in **T***, and **N12** is the number of perpetrators in **Y***. As explained in subsequent chapters, **N99** is not the total number of lifetime perpetrators (respondents could only provide up to 15 initials). **N36** is not the total number of past three year perpetrators. It is the number of lifetime perpetrators identified by the respondent (up to 15) who victimized the respondent in the past three years. Similarly, **N12** is not the total number of past year perpetrators. Instead, **N12** is the number of past three year perpetrators (for respondents in the first and second quarters of 2010) or lifetime perpetrators (for respondents in the third and fourth quarters of 2010) identified by the respondent who victimized the respondent in the past year.

This document is a research report submitted to the U.S. Department of Justice. This report has not been published by the Department. Opinions or points of view expressed are those of the author(s) and do not necessarily reflect the official position or policies of the U.S. Department of Justice.

Additional follow-up questions are available in the Stalking and Sexual Violence sections. These additional questions are described further in the Stalking and Sexual Violence chapters.

## B. STRUCTURE OF NISVS DATA

For PA1 (the first behavior measured in NSIVS), there are no previous perpetrators. The variable **PA1I*** therefore does not exist (all are new perpetrators, captured in **PA1A***). As a result, **PA1L*** = **PA1A***. Recall that **L*** combines the perpetrators identified in **I*** with the new perpetrators in **A*** (but **I*** is undefined for PA1). The following diagram illustrates the PA1 structure for respondents in the first and second quarters of 2010.

**Figure 2.1. NISVS Data Structure for PA1 in First and Second Quarters of 2010**

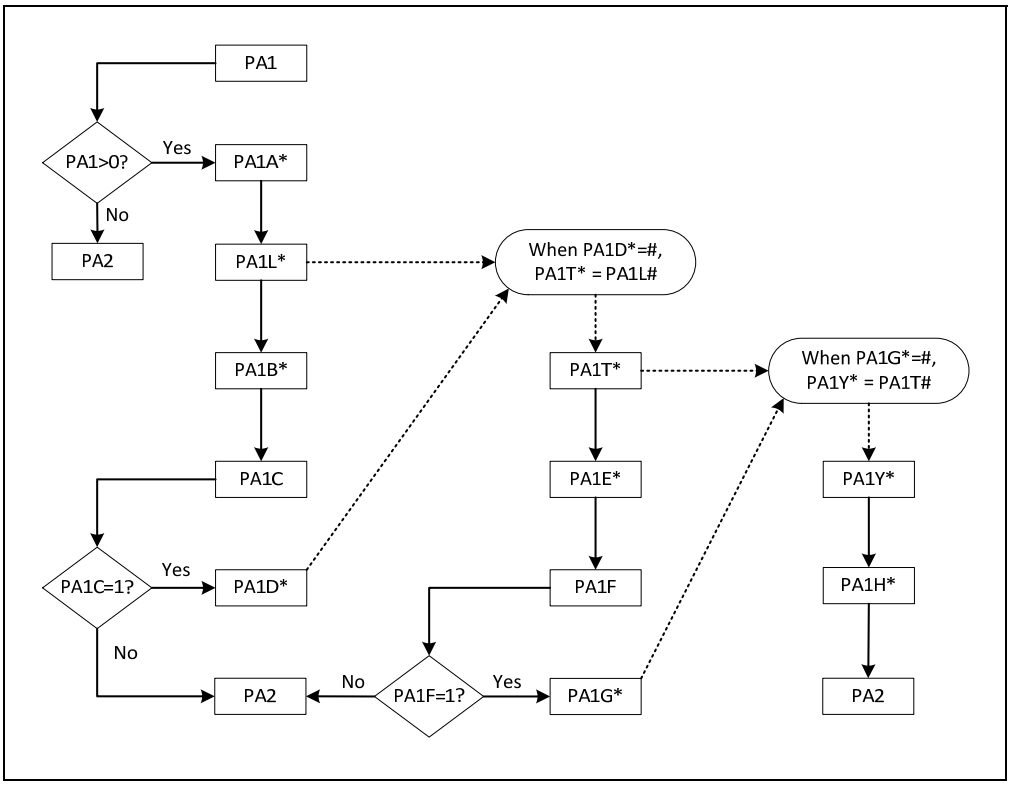


It is important to note that the perpetrator initials in **PA1T*** will all be included in **PA1L***, but the order may be different. Therefore, even if all lifetime perpetrators victimized the respondent in the past three years, perpetrator **PA1L1** may not be perpetrator **PA1T1**. The order of the perpetrators in **PA1T*** is determined by the respondent's answers in **PA1D***. Similarly, the order of the perpetrators in **PA1Y*** is determined by the respondent's answers in **PA1G***. The following example shows the progression of perpetrator initials from **PA1L*** to **PA1T*** (through **PA1D***) and from **PA1T*** to **PA1Y*** (through **PA1G***).

In the example below, Joe victimized the respondent in the lifetime, in the past three years, and in the past year. Joe is the fourth perpetrator identified as a lifetime perpetrator (**PA1L4**). The number of times that Joe victimized the respondent in the lifetime would then be found in **PA1B4**. Joe is the first perpetrator identified as a past three year perpetrator (**PA1T1**). The number of times that Joe

This document is a research report submitted to the U.S. Department of Justice. This report has not been published by the Department. Opinions or points of view expressed are those of the author(s) and do not necessarily reflect the official position or policies of the U.S. Department of Justice.

victimized the respondent in the past three years would then be found in **PA1E1**. Finally, Joe is the third perpetrator identified as a past year perpetrator (**PA1Y3**). The number of times that Joe victimized the respondent in the past year would then be found in **PA1H3**.

**Figure 2.2. Progression of Perpetrator Initials in First and Second Quarters of 2010**

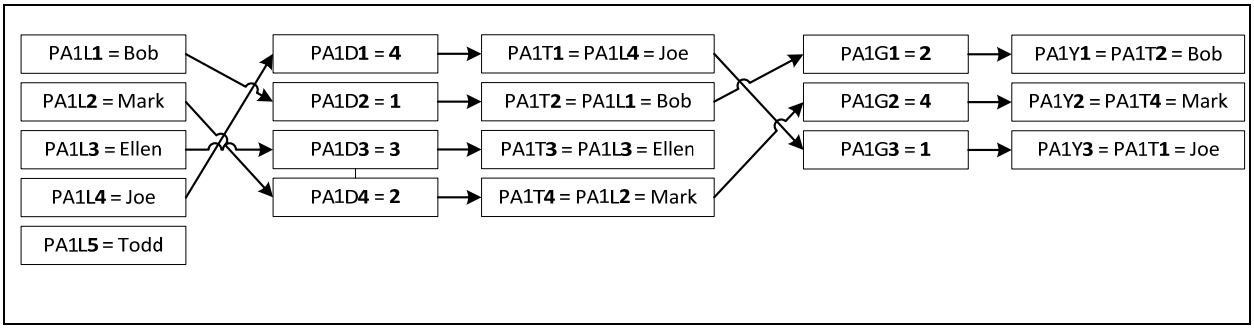


In the third and fourth quarter of 2010, respondents were not asked about victimization in the past three years (**PA1C**, **PA1D***, **PA1T***, **PA1E***; or any C, D, T, or E variables). The following diagram illustrates the PA1 structure for respondents in the third and fourth quarter of 2010.

**Figure 2.3. NISVS Data Structure for PA1 in Third and Fourth Quarters of 2010**

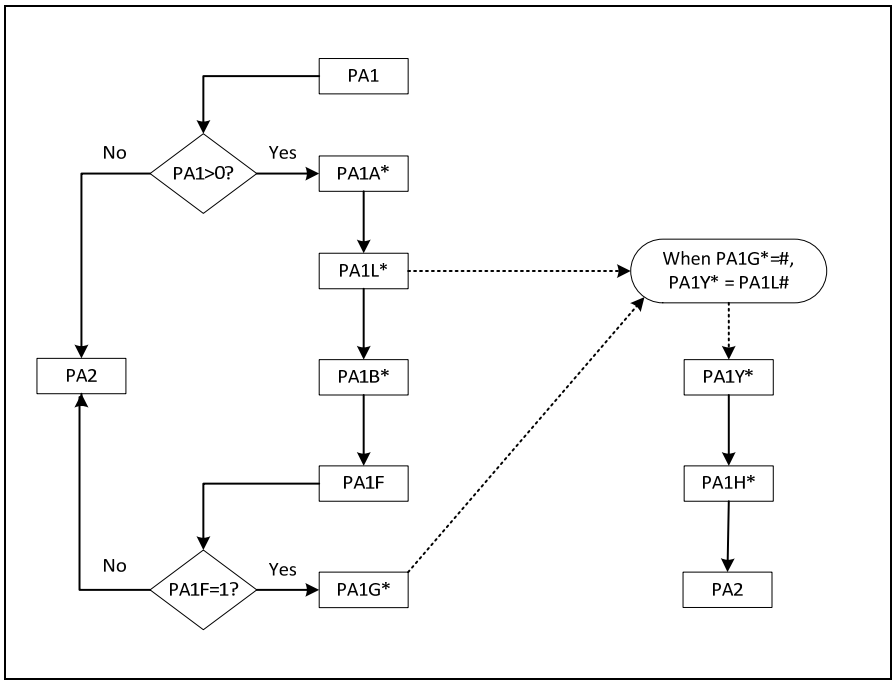


For subsequent lifetime victimization questions (PA2 to PV12 and ST1 to SV22), if respondents indicated being victimized in the lifetime (e.g., if PA2 > 0), respondents were first asked which of the previously identified perpetrators victimized them in the lifetime. This identifier is included in the **I*** variables. The respondents were then asked if there were any new perpetrators, previously not identified. Their initials are included in the **A*** variables. Each **I*** variable is a perpetrator identifier from all previously identified perpetrators and each **A*** variable includes a list new perpetrators that have not been

This document is a research report submitted to the U.S. Department of Justice. This report has not been published by the Department. Opinions or points of view expressed are those of the author(s) and do not necessarily reflect the official position or policies of the U.S. Department of Justice.

previously identified. The **L*** variables then combine the previously identified perpetrators and the new perpetrators.

The following diagram illustrates the collection of perpetrator initials from PA1 to PA5 (this structure applies to all respondents, regardless of which quarter they were interviewed in). As shown, **PA2L*** includes perpetrators from **PA1L*** identified in **PA2I***, plus any new perpetrators from **PA2A***. Similarly, **PA3L*** includes perpetrators from **PA1L*** and **PA2A*** identified in **PA3I***, plus any new perpetrators from **PA3A***. **PA4L*** includes perpetrators from **PA1L***, **PA2A***, and **PA3A*** identified in **PA4I***, plus any new perpetrators from **PA4A***. Finally, **PA5L*** includes perpetrators from **PA1L***, **PA2A***, **PA3A***, and **PA4A*** identified by **PA5I***, plus any new perpetrators from **PA5A***.

**Figure 2.4. Progression of Perpetrator Initials Across Questions**

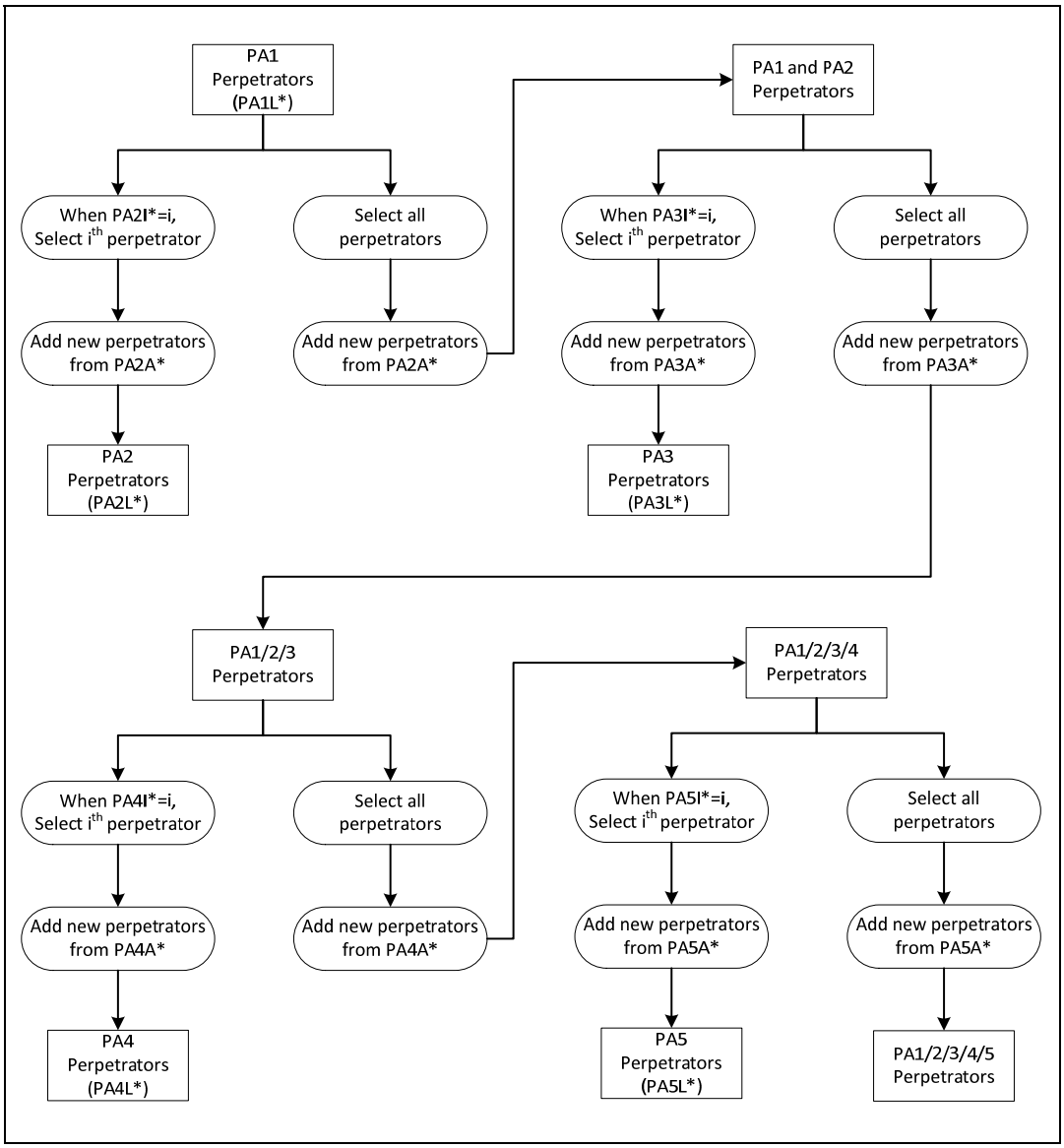


This document is a research report submitted to the U.S. Department of Justice. This report has not been published by the Department. Opinions or points of view expressed are those of the author(s) and do not necessarily reflect the official position or policies of the U.S. Department of Justice.

Continuing the logic above, **CCE1L*** includes perpetrators from **PA1L***, **PA2A*, PA3A***, **PA4A***, and **PA5A*** identified in **CCE1I***, plus any new perpetrators from **CCE1A***. The CCE1 perpetrators may include some that were previously identified (in **PA1L***, **PA2A*, PA3A***, **PA4A***, and **PA5A***) and some new perpetrators in **CCE1A***. Similarly, the PV1 perpetrators may include some that were previously identified (in **PA1L***, **PA2A*, PA3A***, **PA4A***, **PA5A***, **CCE1A***, **CCE2A***, **CCE3A***, **CCE4A***, **CCE5A***, **CCE6A***, **CCE7A***, **CCE8A***, **CCE9A***, **CCE10A***, **CCE11A***, **CCE12A***, **CCE13A***, and **CCE14A***) and some new perpetrators in **PV1A***.

It is important to note that collecting perpetrator initials in this order may have created important biases in the follow-up questions because these follow-up questions were more likely to be asked about perpetrators that were previously identified by the respondent than about new perpetrators. For example, follow-up questions in the sexual violence section were more likely to be asked about perpetrators who were also psychologically aggressive than about perpetrators who were not. It is also clear that the perpetrator initials were not collected as indicated on the survey. As shown both in the data and in CDC's "Orientation to the Analysis of 2010 NISVS Raw Data," the order of perpetrators may change across questions (e.g., from PV3 to PV4). As a result, the data on perpetrator initials were not collected as shown in the survey. Instead, they were collected as shown in Figure 2.4. When previously identified perpetrators were selected in the **I** variables, they were not necessarily selected in the same order as they were originally provided. For example, when the first perpetrator identified by the respondent is identified again in a subsequent question, that perpetrator is not necessarily identified before all others. For an example, see SV3 data for ZRID 103684761 (where the second perpetrator is the sixth previously identified perpetrator [SV3I2 = 6] and the third perpetrator is the third previously identified perpetrator [SV3I3 = 3]). In this example, the respondent identified the sixth previously identified perpetrator before identifying the third previously identified perpetrator. According to the survey instrument, that cannot happen. According to the data, that can happen. One possibility is that the interviewers did not follow the interview script.

The data structure for the elder abuse sections is different because (a) there are no lifetime or past three year questions and (b) all questions in the elder abuse sections (EPA, ECCE, and EPV) ask about violence by non-intimate partners. Since initials for non-intimate partners were not collected in the previous sections (PA, CCE, or PV), EPA1 is structured the same way as PA1. In other words, there are no **EPA1I*** variables (because again, there are no prior perpetrators). In addition, respondents were only asked about past year victimizations. As a result, there are no **L**, **B**, **C**, **D**, **T**, **E**, **F**, or **G** questions (and no **N99** or **N36** variables). Instead, there are only **I**, **A**, **Y**, and **H** questions. Initials for new non-intimate partners are first collected in **EPA1A***and are included in **EPA1Y***. **EPA2Y*** then includes perpetrators from **EPA1Y*** identified in **EPA2I***, plus any new perpetrators from **EPA2A*** (and so on).

At the beginning of the stalking (ST) section, the initials from the first three sections (PA, CCE, and PV) are added to the initials that were collected in the three elder abuse sections (EPA, ECCE, and EPV). If respondents provided initials in the elder abuse sections that had already been provided in the PA, CCE, or PV sections, these duplicate initials were deleted (only the first were retained). This new list of initials is then used in **ST1I***, to indicate which of the previously identified perpetrators made unwanted phone calls to the respondents, or left them messages.

This document is a research report submitted to the U.S. Department of Justice. This report has not been published by the Department. Opinions or points of view expressed are those of the author(s) and do not necessarily reflect the official position or policies of the U.S. Department of Justice.

# DOCUMENTATION FOR ANALYSIS OF VIOLENCE AGAINST AMERICAN INDIAN AND ALASKA NATIVE WOMEN AND MEN: 2010 FINDINGS FROM THE NATIONAL INTIMATE PARTNER AND SEXUAL VIOLENCE SURVEY (NISVS) BY THE NATIONAL INSTITUTE OF JUSTICE

## CHAPTER 3
## DATA PREPARATION STEPS

This chapter describes how the NISVS data (for both the general population sample and the American Indian and Alaska Native oversample) were extracted. It documents how the original SAS data from CDC for the 2010 NISVS general population sample and for the 2010 American Indian and Alaska Native (AIAN) oversample were converted to SPSS data files.

It also provides a brief overview of how data within each section of the NISVS survey were merged and checked. Data for each section from the 2010 NISVS general population sample and the 2010 AIAN oversample were combined. New variable names, variable labels, and value labels were created. Cases were selected only if the respondent had completed the psychological aggression section. Data checks were then performed to identify problem cases (cases with accuracy, consistency, or integrity issues).

### A. DATA EXTRACTION

The original SAS data from CDC for the 2010 NISVS general population sample and for the 2010 American Indian and Alaska Native (AIAN) oversample were converted to SPSS data files. The data for the 2010 NISVS general population sample came from the original SAS data file received from CDC: "NISVSSGENERALPOP2010.SAS7BDAT." It includes 18,957 observations and 26,111 variables. The data for the 2010 AIAN oversample came from the original SAS data file received from CDC: "NISVS2010AIANFINAL.SAS7BDAT." It includes 3,612 observations and 22,934 variables.

The file "EXPORT DATA TO SPSS.SAS" is SAS System Program file that simply converts these two SAS data files to SPSS data files (.SAV files). NISVSSGENERALPOP2010.SAS7BDAT is converted to NISVSGENPOP2010.SAV. This file still includes 18,957 observations and 26,111 variables. NISVS2010AIANFINAL.SAS7BDAT is converted to NISVS2010AIANFINAL.SAV. This file still includes 3,612 observations and 22,934 variables.

All data and syntax files are included in the "GET NISVS DATA" folder. Copies of the all data files were then copied to the "ORIGINAL DATA" folder (where the documentation from RTI and CDC can also be found).

Data & Files in the "GET NISVS DATA" folder:

| | | | |
|---|---|---|---|
| nisvs2010aianfinal | 6/23/2011 7:00 AM | SAS Data Set | 327,929 KB |
| nisvssgeneralpop2010 | 6/12/2012 6:28 AM | SAS Data Set | 1,828,299 KB |
| EXPORT DATA TO SPSS | 7/5/2013 2:22 PM | SAS System Program | 1 KB |
| NISVSGENPOP2010 | 7/5/2013 2:24 PM | SPSS Statistics Data Document | 8,102,774 KB |
| NISVS2010AIANFINAL | 7/5/2013 2:27 PM | SPSS Statistics Data Document | 1,431,406 KB |

This document is a research report submitted to the U.S. Department of Justice. This report has not been published by the Department. Opinions or points of view expressed are those of the author(s) and do not necessarily reflect the official position or policies of the U.S. Department of Justice.

## B. DATA MERGE AND DATA CHECKS FOR CORE VICTIMIZATION SECTIONS

For each section in the NISVS survey, data from the general population sample were combined with data from the American Indian and Alaska Native oversample. The respondent identification number (ZRID) was changed to include either a "1" at the end (for respondents from the general population sample) or a "2" at the end (for respondents from the American Indian and Alaska Native oversample).

After combining the data files, data were only retained for respondents who completed the PA section. This reduces the sample size from 22,569 to 21,378 (i.e., 1,191 respondents in the combined data file did not complete the PA section).

Variables were renamed and relabeled. All values were also relabeled. Each core victimization section of the NISVS survey has its own folder (PA, CCE, PV, EPA, ECCE, EPV, ST, and SV). Within each of those folders, is a folder where data are merged and a folder where data are checked.

An extensive array of data checks were performed (thousands in each section). Briefly, data checks were conducted (for each behavior in each section) to ensure that:

(1) There are no duplicate initials in L* or A*
(2) L* includes the initials from the previous perpetrators identified in I*, plus the new perpetrators in A* (except for PA1L* and EPA1L*, because PA1L* = PA1A* and EPA1L* = EPA1A*)
(3) The counts of initials (N99, N36, N12) are accurate
(4) B* has a value for each initial in L* (and only when an initial is included in L*)
(5) C has a value when N99 > 0 (and only when N99 > 0)
(6) Values are included in D* when C = 1 (and only when C = 1)
(7) L* initials identified in D* are found in T*
(8) E* has a value for each initial in T* (and only when an initial is included in T*)
(9) F has a value when C = 1 (and only when C = 1) – in the first two quarters (Q1&Q2)
(10) F has a value when N99 > 0 (and only when N99 > 0) – in the third or fourth quarter (Q3&Q4)
(11) Values are included in G* when F = 1 (and only when F = 1)
(12) T* initials identified in G* are found in Y* – in the first two quarters (Q1&Q2)
(13) L* initials identified in G* are found in Y* – in the third or fourth quarter (Q3&Q4)
(14) H* has a value for each initial in Y* (and only when an initial is included in Y*)
(15) All data values are within the valid range of defined values
(16) When N99 is zero or missing, there are no data in A* to H*
(17) When C is zero or missing, there are no data in D* to H* (Q1&Q2)
(18) When F is zero or missing, there are no data in G* to H*
(19) C, D*, T*, and E* have no values in Q3 or Q4

Before discussing these data checks in greater detail, the following chapter provides a summary on sampling and weighting.

This document is a research report submitted to the U.S. Department of Justice. This report has not been published by the Department. Opinions or points of view expressed are those of the author(s) and do not necessarily reflect the official position or policies of the U.S. Department of Justice.

# DOCUMENTATION FOR ANALYSIS OF VIOLENCE AGAINST AMERICAN INDIAN AND ALASKA NATIVE WOMEN AND MEN: 2010 FINDINGS FROM THE NATIONAL INTIMATE PARTNER AND SEXUAL VIOLENCE SURVEY (NISVS) BY THE NATIONAL INSTITUTE OF JUSTICE

## CHAPTER 4
## SAMPLING AND WEIGHTING

This chapter summarizes the sampling plans for the general population sample and the American Indian and Alaska Native oversample. It describes how a dataset was created to combine the respondents in the American Indian and Alaska Native oversample with the respondents in the general population sample who identified themselves as American Indian or Alaska Native. It also summarizes how sample weights were created.

The weights for the general population sample are included in the original SAS data file received from CDC: "NISVSSGENERALPOP2010.SAS7BDAT" (with 18,957 observations and 26,111 variables). Documentation on sampling and sample weights for the general population sample is available in RTI's "National Intimate Partner and Sexual Violence Survey (NISVS): Final Methodology Report."

Documentation on sampling for the American Indian and Alaska Native oversample is available in RTI's "National Intimate Partner and Sexual Violence Surveillance System (NISVSS): Final American Indian / Alaska Native Study Methodology Report." Note that Section 4 on weighting is incorrect. The weights for the American Indian and Alaska Native oversample that were included in the original SAS data file received from CDC ("NISVS2010AIANFINAL.SAS7BDAT") are incorrect and should not be used for analysis (they were poststratified to the wrong population totals).

Instead, new weights were created for the combined American Indian and Alaska Native sample (the "combined sample" includes the respondents in the American Indian and Alaska Native oversample with the respondents in the general population sample who identified themselves as American Indian or Alaska Native). These are included in the "WTFINAL2010_AIAN_WITH_GENPOP.SAS7BDAT" data file created by RTI on 11/7/2012. This data file includes 3,978 observations and nine variables. Additional documentation on weighting is available in RTI's "Weighting plan and implementation – combine AIAN with genpop 2012-12-05 Final" document.

### A. SAMPLING FOR THE GENERAL POPULATION SAMPLE

Data for the general population sample were collected through a random digit dialing survey of the non-institutionalized adult U.S. population. This survey used a dual frame design that included both landline telephone numbers and cell phone numbers. A list-assisted design was used to create the sample of landline telephone numbers. Hundred-banks of telephone numbers were selected if at least one number belonging to that bank was a listed number (a hundred-bank of telephone numbers includes all possible telephone numbers generated by changing the last two digits in the phone number; e.g., 907-786-18***00*** to 907-786-18***99***). Banks of landline telephone numbers with no listed numbers were excluded. Known business numbers and known nonworking numbers were also removed. A list-assisted design is not possible for cell phone numbers. As a result, all cell phone numbers were

This document is a research report submitted to the U.S. Department of Justice. This report has not been published by the Department. Opinions or points of view expressed are those of the author(s) and do not necessarily reflect the official position or policies of the U.S. Department of Justice.

included, including business and nonworking numbers. This dual frame design, and the size of each frame, was optimized by considering the cost of securing an interview in each frame (i.e., the cost of securing an interview from the landline sample versus the cost of securing an interview from the cell phone sample), the number of adults with landline telephones only, the number of adults with cell phones only, and the number of adults with both landline telephones and cell phones.

Because the purposes of the 2010 NISVS survey were to create both national and state-level estimates, a compromise had to be reached between proportionally allocating respondents across states (which would be better for national estimates) and equally allocating respondents across states (which would be better for state-level estimates). Under proportional allocation, states with small populations would have too few interviews to create reliable state-level estimates. Under equal allocation, states with small populations would have more interviews than necessary to create reliable national-level estimates. The compromise was to select state-level sample sizes that were 90% closer to equal allocation than to proportional allocation.

Estimates on the proportion of adults in cell phone-only households by state were then used to determine how to allocate the cell phone frame by state. The remainder in each state (i.e., the number in the state sample minus the number selected to be included in the cell phone frame) was then allocated to the landline telephone frame. Approximately 35% to 55% of the selected telephone numbers in each state were allocated to cell phone numbers.

Sample allocations were updated quarterly to account for the progress that had been made in previous quarters and to specify how annual goals would be reached.

Interviewers then called the selected phone numbers and asked to speak to an adult. If no adult was available, the interviewer terminated the call. Once an adult was on the phone, their phone number was verified (to make sure that it had not been misdialed). If the adult answered the call on a cell phone, the interviewer confirmed that the adult was not currently driving a vehicle. If the adult was driving at that time, the interviewer asked for a better time to call. If the adult was not driving at that time, the adult answering the phone was selected as the potential respondent. Potential respondents were then read a consent form. If the potential respondents provided their consent, they then started the survey.

If the adult answered the call on a landline telephone, the adult was then asked if this was a private residence (adults whose landline was not for a private residence were not eligible to participate). The interviewer then informed the adult that someone (age 18 or older) in the household needed to be randomly selected. The interviewer asked: “including yourself, how many adults age 18 or older currently live in your household?” In households with only one adult, that adult was selected as the potential respondent. In households with two adults, one of them was randomly selected as the potential respondent. In households with more than two adults, the one with the most recent birthday was selected as the potential participant. Potential respondents were then read a consent form. If the potential respondents provided their consent, they then started the survey.

A second phase of data collection was used to reduce nonresponse. Non-respondents were randomly selected to participate in this second (nonresponse) phase (40% to 45% of non-respondents were selected). These non-respondents were offered a higher incentive to complete the survey ($40 rather than $10). Approximately 6% of initial refusals were converted into completed interviews.

This document is a research report submitted to the U.S. Department of Justice. This report has not been published by the Department. Opinions or points of view expressed are those of the author(s) and do not necessarily reflect the official position or policies of the U.S. Department of Justice.

The overall weighted response rate was 25.8%. This overall weighted response rate accounts for the disproportional sampling across states, across frames, and across data collection phases. The overall un-weighted response rate was 27.2%. Response rates were computed as the American Association for Public Opinion Research (AAPOR)'s Response Rate 4 (RR4). This response rate examines the number of adults who either completed or partially completed the interview out of the number of adults who were eligible to start the interview. Cases known to be ineligible are not included in the denominator. Cases with unknown eligibility are included in the denominator (at a fraction determined by the number of eligible cases over the number of eligible cases and the number of cases known to be ineligible).

## B. SAMPLE WEIGHTS IN THE GENERAL POPULATION SAMPLE

The sample weights for the general population sample include selection weights, nonresponse weights, and poststratification weights. Weights were computed for the sample of respondents who completed the Psychological Aggression (PA) section and for the sample of respondents who completed the Sexual Violence (SV) section. This section briefly summarizes how the sample weights were constructed. Additional details are available in RTI's "National Intimate Partner and Sexual Violence Survey (NISVS): Final Methodology Report." However, there is a significant dearth of details on the development of sampling weights. As a result, it is not possible to replicate RTI's selection weights, nonresponse weights, or poststratification weights. This is a significant limitation with the 2010 NISVS data.

*Selection Weights*

Selection weights for the respondents in the general population sample included at least six components. The first component adjusted for the probability of the respondent's telephone number being selected from each sampling frame (landline and cell). It is the total number of telephone numbers in each sampling frame divided by the number included in each sample. The second component adjusted for the probability of the respondent being selected from each state (from either the landline or cell sample). It is the total number of adults in each state divided by the number included in the landline or cell sample in each state. The third component adjusted for ineligibility in each sample. Ineligible cases were assigned a weight of zero, while eligible cases were assigned a weight of one. Cases were ineligible if the phone number was not a residential phone number, if no adults were available, or if the only available adult was a student under 23 years of age. The fourth component adjusted for the probability of the respondent being selected among the adults in each household reached by landline. It is the number of adults in each respondent's household, for those households reached by landline. (This component is not included in the cell phone sample). The fifth component adjusted for the number of telephone lines. For respondents in the landline sample, it is the number of landlines that they have. For respondents in the cell sample, it is the number of cell phones that they have. The sixth component adjusted for the probability of being selected for the nonresponse follow-up phase. It is the total number of nonresponses divided by the number of nonresponses selected for follow-up (for respondents who completed the interview in the first phase, this weight was set to one). For respondents who reported having both landlines and cell phones, one additional component was used to adjust for the probability that the respondents would have been selected in the other sample (i.e., the probability that the landline respondents would have been selected in the cell sample and the probability that the cell respondents would have been selected in the landline sample). This multiplicity weight is the product of the first five components described above, assuming that the landline respondents had been reached by cell phone or that the cell phone respondents had been reached by landline.

This document is a research report submitted to the U.S. Department of Justice. This report has not been published by the Department. Opinions or points of view expressed are those of the author(s) and do not necessarily reflect the official position or policies of the U.S. Department of Justice.

For respondents who reported having only landlines or only cell phones, the final selection weight is calculated as the product of the first six components. For respondents who reported having both landlines and cell phones, the final selection weight is calculated as product of the first six components, plus the multiplicity weight, minus the joint probability of a respondent being selected both by landline and by cell phone.

*Nonresponse Weight*

Nonresponse weights were computed separately for the landline and cell phone samples. In each sample, logistic regression models were estimated to predict whether respondents completed the interview. Potential covariates included a variety of census variables (at the state level for the cell phone sample and at the zip code level for the landline sample). Very little documentation is available on these census variables (and no information on data sources or operational definitions is available). Significant predictors of nonresponse in the landline sample included the total population, the proportion in urban areas, the proportion White, the proportion between the ages of 10 to 17, the proportion between the ages of 18 to 29, the proportion of English-speaking households, the proportion older than 25 with a higher education, and the median household income. In the cell phone sample, significant predictors of nonresponse included the proportion urban (for PA completers only), the proportion male, the proportion between the ages of 18 to 29 (for the SV completers only), the proportion older than 50 (for the SV completers only), the proportion older than 15 and never married, the proportion older than 25 with a high school education, the proportion older than 25 with a higher education, and the median household income. Estimated response propensities were then grouped using five groups or quintiles. The response rate in each group was calculated (probably as the average observed response rate in each group). The final nonresponse weight is then the inverse of that response rate. It was then multiplied with the selection weight. In some cases, weights were trimmed (only 14 weights were trimmed in the sample of respondents who completed the Psychological Aggression section and only 12 weights were trimmed in the sample of respondents who completed the Sexual Violence section).

*Poststratification Weight*

The weights were first poststratified to population totals by sex for the number of adults with landlines only, the number of adults with cell phones only, and the number of adults with both landlines and cell phones. The weights were then poststratified to census population estimates by sex of the adult population across racial groups, age groups, and states. Again, few details are available on data sources or operational definitions. Some details are available in the final NISVS report (see Appendix B). Based on the sum of the weights, it appears that weights were poststratified using vintage 2009 population estimates (see https://www.census.gov/popest/data/historical/2000s/vintage_2009/).

## C. SAMPLING FOR AMERICAN INDIAN AND ALASKA NATIVE OVERSAMPLE

Data for the American Indian and Alaska Native oversample were collected through a random digit dialing survey of the non-institutionalized adult U.S. population. To increase the likelihood of reaching American Indian and Alaska Native respondents, the sampling frame included landline telephone exchanges where at least 50% of the population was estimated to be American Indian or Alaska Native. A telephone exchange includes the 1,000 possible telephone numbers associated with each area code

This document is a research report submitted to the U.S. Department of Justice. This report has not been published by the Department. Opinions or points of view expressed are those of the author(s) and do not necessarily reflect the official position or policies of the U.S. Department of Justice.

and prefix (e.g., (907) 786-***0000*** to (907) 786-***9999***). It is much more difficult to link cell phone exchanges to population estimates from small geographical units. As a result, cell phones were not included in the random digit dialing survey for the American Indian and Alaska Native oversample. The data for the American Indian and Alaska Native oversample were therefore collected through a random digit dialing survey of the non-institutionalized adult U.S. population with landline telephones whose numbers were in telephone exchanges where at least 50% of the population was estimated to be American Indian or Alaska Native. It is important to emphasize that the sample does not include American Indian and Alaska Native people throughout the US. Instead, it includes American Indian and Alaska native people who live in telephone exchanges where at least 50% of the population was estimated to be American Indian or Alaska Native. Some of these telephone exchanges are in reservations, tribal lands, and Alaska Native villages. Others are not.

The process for estimating the proportion of American Indian or Alaska Native people in each telephone exchange remains unknown (it is our understanding that this task was completed by a sub-contractor). It is also unclear what population data were used (e.g., American Indian or Alaska Native alone or in combination). A total of 234 telephone exchanges were found where at least 50% of the population was American Indian or Alaska Native. These 234 telephone exchanges were located in 16 states (i.e., Alaska, Arizona, California, Minnesota, Montana, Nebraska, Nevada, New Mexico, North Carolina, North Dakota, Oregon, South Dakota, Utah, Washington, Wisconsin, and Wyoming). These states noticeably exclude Oklahoma (where more than 400,000 American Indian or Alaska Native people [alone or in combination] live; US 2010 Census Redistricting Data), Texas (where more than 300,000 live), New York (where more than 200,000 live), and Colorado, Florida, Illinois, and Michigan (where more than 100,000 live). Together, these seven states include more than 1.5 million American Indians or Alaska Natives (alone or in combination; or 29% of the total American Indian or Alaska Native alone or in combination population). These seven states were not included because none of them had telephone exchanges where at least 50% of the population was American Indian or Alaska Native. Although this impacts the sampling frame, it does not necessarily impact the extent to which those included in the sample can accurately represent those that were excluded from the sample. The sample excluded American Indian and Alaska Native people who did not have a landline telephone. In addition, it excluded American Indian and Alaska Native people whose landline telephone number was not in a telephone exchange where at least 50% of the population was American Indian or Alaska Native.

The survey also used a list-assisted design. Each telephone exchange was split up into banks of 100 numbers (e.g., (907) 786-18***00*** to (907) 786-18***99***). Banks were then selected only if they included at least one listed telephone number (this excludes banks of telephone numbers that have no listed numbers). Known business numbers and known nonworking numbers were also removed.

Interviewers then called the selected phone numbers and asked to speak to an adult. If no adult was available, the interviewer terminated the call. Once an adult was on the phone, their phone number was verified (to make sure that it had not been misdialed). The interviewer also confirmed that the phone number was for a landline (adults contacted on their cell phones were not eligible to participate). The adult was then asked if this was a private residence (adults who were not in a private residence were not eligible to participate). The interviewer then informed the adult that someone (age 18 or older) in the household needed to be randomly selected. The interviewer asked: “including yourself, how many adults age 18 or older who identify themselves as American Indian or Alaska Native currently live in your household?”

This document is a research report submitted to the U.S. Department of Justice. This report has not been published by the Department. Opinions or points of view expressed are those of the author(s) and do not necessarily reflect the official position or policies of the U.S. Department of Justice.

When the answers were zero, the adults were asked to verify that they had included themselves in their answers. If it was confirmed that no adults in the household identified themselves as American Indian or Alaska Native, the calls were terminated. Note that this necessarily assumes that the adults knew whether others in their households would identify themselves as American Indian or Alaska Native.
To summarize, once someone answered the phone, a potential respondent was selected only if:

(a) An adult answered the phone, or the phone call was transferred to an adult.
(b) The correct phone number was dialed.
(c) The phone number belonged to a landline.
(d) The adult lived in a private residence.
(e) At least one adult in the household would identify him or herself as American Indian or Alaska Native.

If all of these conditions were met, a potential respondent was then selected.

In households with only one American Indian or Alaska Native adult, that adult was selected as the potential respondent. In households with two American Indian or Alaska Native adults of the same gender, one of them was randomly selected as the potential respondent. In households with two American Indian or Alaska Native adults of different genders (i.e., one male and one female), one of them was again randomly selected as the potential respondent, but females were selected at four times the rate of males. In households with more than two American Indian or Alaska Native adults, the one with the most recent birthday was selected as the potential respondent.

Potential respondents were then read a consent form. If the potential respondents provided their consent, they then started the survey.

A second phase of data collection was used to reduce nonresponse. Non-respondents were randomly selected to participate in this second (nonresponse) phase (35% to 40% of non-respondents were selected). These non-respondents were offered a higher incentive to complete the survey ($40 rather than $10). During portions of this second phase, respondents in households with only male adults were selected to participate at a rate of 30% (rather than 100%). Approximately 8% of initial refusals were converted into completed interviews.

The overall response rate, as measured by AAPOR RR4 (described earlier), was 27.9%.

## D. COMBINED AMERICAN INDIAN AND ALASKA NATIVE SAMPLE

The combined American Indian and Alaska Native sample includes (a) all respondents in the American Indian and Alaska Native oversample and (b) 677 respondents in the general population sample who identified themselves as American Indian or Alaska Native. By combining these samples, we add diversity to the American Indian and Alaska Native oversample (and we increase sample size). First, we include some American Indian and Alaska Native respondents who were contacted by cell phone. Second, we include American Indian and Alaska Native respondents from states where no telephone exchange has at least 50% of the population that is American Indian or Alaska Native. As a result, the geographic distribution of the combined American Indian and Alaska Native sample provides a better representation of the American Indian and Alaska Native population in the US.

Respondents in the 2010 NISVS general population sample were asked to identify their race (RC4). Categories included White (RC4 = 1), Black or African American (RC4 = 2), Asian (RC4 = 3), Native

This document is a research report submitted to the U.S. Department of Justice. This report has not been published by the Department. Opinions or points of view expressed are those of the author(s) and do not necessarily reflect the official position or policies of the U.S. Department of Justice.

Hawaiian or other Pacific Islander (RC4 = 4), and American Indian or Alaska Native (RC4 = 5). In addition, respondents could specify another racial group (RC4 = 6). Respondents were allowed to select multiple categories (responses are included in RC4_1 to RC4_6).

A total of 676 respondents reported being American Indian or Alaska Native (i.e., RC4_1 = 5 or RC4_2 = 5 or RC4_3 = 5 or RC4_4 = 5 or RC4_5 = 5 or RC4_6 = 5).

A total of 41 respondents specified another racial group which was then recoded as American Indian or Alaska Native (i.e., CATA = "AMERICAN INDIAN OR ALASKA NATIVE" or CATB = "AMERICAN INDIAN OR ALASKA NATIVE" or CATC = "AMERICAN INDIAN OR ALASKA NATIVE"). Thirty eight of these respondents also reported being American Indian or Alaska Native (i.e., these 38 are already included in the 676 above). Three did not report being American Indian or Alaska Native (ZRID = 10300750, 10371362, and 10330428). Upon further review, it was decided that two of these three respondents should not have been classified as American Indian or Alaska Native (ZRID = 10330428 and 10371362).

The final sample of American Indians or Alaska Natives from the 2010 NISVS general population sample therefore includes 676 respondents who reported being American Indian or Alaska Native and one respondent who reported being another racial group which was recoded as American Indian or Alaska Native. The final sample therefore includes 677 American Indians or Alaska natives (alone or in combination). Of these 677 American Indian and Alaska Native respondents, 649 (95.9%) completed the psychological aggression section and 570 (84.2%) completed the sexual violence section.

To summarize, the American Indian or Alaska Native respondents in the general population sample can be identified as those who reported that RC4_1 = 5, or RC4_2 = 5, or RC4_3 = 5, or RC4_4 = 5, or RC4_5 = 5, or RC4_6 = 5. The American Indian or Alaska Native respondents in the general population sample also include one additional respondent (ZRID = 10300750).

The "CREATE AIAN FILES.SPS" syntax file identifies the American Indian and Alaska Native respondents in the general population sample, merges them with the American Indian and Alaska Native respondents in the oversample, and saves the list of American Indian and Alaska Native respondents (along with their year of birth, gender, and state) in a data file named "AIAN SAMPLE.SAV." This data file has 3,978 observations and five variables.

Data & Files in the "AIAN SAMPLE" folder:

| | | | |
|---|---|---|---|
| CREATE AIAN FILES | 7/5/2013 2:51 PM | SPSS Statistics Syntax File | 2 KB |
| AIAN SAMPLE | 7/5/2013 2:56 PM | SPSS Statistics Data Document | 180 KB |

## E. SAMPLE WEIGHTS FOR COMBINED AMERICAN INDIAN AND ALASKA NATIVE SAMPLE

The sample weights for the combined American Indian and Alaska Native sample include selection weights, nonresponse weights, and poststratification weights. Weights were computed for the sample of respondents who completed the Psychological Aggression section and for the sample of respondents who completed the Sexual Violence section. This section briefly summarizes how the sample weights were constructed. Additional details are available in RTI's "2010 NISVS Weighting: Combine AIAN Sample with General Population Sample." Again, there is a significant dearth of details on the development of sampling weights. As a result, it is not possible to replicate RTI's selection weights,

This document is a research report submitted to the U.S. Department of Justice. This report has not been published by the Department. Opinions or points of view expressed are those of the author(s) and do not necessarily reflect the official position or policies of the U.S. Department of Justice.

nonresponse weights, or poststratification weights. This is again a significant limitation with the 2010 NISVS data.

*Selection Weights*

Selection weights were computed for the general population sample and for the American Indian and Alaska Native oversample. These two selection weights were then merged, while accounting for the probability of being included in both samples.

Selection weights for the respondents in the general population sample included at least six components. The first component adjusted for the probability of the respondent's telephone number being selected from each sampling frame (landline and cell). It is the total number of telephone numbers in each sampling frame divided by the number included in each sample. The second component adjusted for the probability of the respondent being selected from each state (from either the landline or cell sample). It is the total number of adults in each state divided by the number included in the landline or cell sample in each state. The third component adjusted for ineligibility in each sample. Ineligible cases were assigned a weight of zero, while eligible cases were assigned a weight of one. Cases were ineligible if they were not American Indian or Alaska Native, if the phone number was not a residential phone number, if no adults were available, or if the only available adult was a student under 23 years of age. The fourth component adjusted for the probability of the respondent being selected among the adults in each household reached by landline. It is the number of adults in each respondent's household, for those households reached by landline. The fifth component adjusted for the number of telephone lines. For respondents in the landline sample, it is the number of landlines that they have. For respondents in the cell sample, it is the number of cell phones that they have. The sixth component adjusted for the probability of being selected for the nonresponse follow-up phase. It is the total number of nonresponses divided by the number of nonresponses selected for follow-up (for respondents who completed the interview in the first phase, this weight was set to one). For respondents who reported having both landlines and cell phones, one additional component was used to adjust for the probability that the respondents would have been selected in the other sample (i.e., the probability that the landline respondents would have been selected in the cell sample and the probability that the cell respondents would have been selected in the landline sample). This multiplicity weight is the product of the first five components described above, assuming that the landline respondents had been reached by cell phone or vice versa.

For respondents who reported having only landlines or only cell phones, the final selection weight is calculated as the product of the first six components. For respondents who reported having both landlines and cell phones, the final selection weight is calculated as product of the first six components, plus the multiplicity weight, minus the joint probability of a respondent being selected both by landline and by cell phone.

Selection weights for the respondents in the American Indian and Alaska Native oversample included five components. The first component adjusted for the probability of the respondent's telephone number being selected from the sampling frame. It is the total number of telephone numbers in the sampling frame divided by the number included in the sample. The second component adjusted for ineligibility. Ineligible cases were assigned a weight of zero, while eligible cases were assigned a weight of one. Cases were ineligible if the phone number was not a residential phone number, if no adults were available, or if the only available adult was a student under 23 years of age. (Although this was not documented by RTI, we assume that cases were also ineligible if no household members were American

This document is a research report submitted to the U.S. Department of Justice. This report has not been published by the Department. Opinions or points of view expressed are those of the author(s) and do not necessarily reflect the official position or policies of the U.S. Department of Justice.

Indian or Alaska Native). The third component adjusted for the probability of the respondent being selected among the adults in each household. For female respondents in households with no males, it is the number of adults in her household. For male respondents in households with no females, it is 30% of the number of adults in his household (because only 30% were selected for the nonresponse phase). For respondents in households with both males and females, it is the number of adults in each respondent's household, adjusting for the oversampling of females. More specifically, the number of adults in each respondent's household is adjusted by the inverse of the probability of selecting a male (or a female) given that females were selected at four times the rate of males. The fourth component adjusted for the number of telephone lines. It is the number of landlines that each respondent has. The fifth component adjusted for the probability of being selected for the nonresponse follow-up phase. It is the total number of nonresponses divided by the number of nonresponses selected for follow-up (for respondents who completed the interview in the first phase, this weight was set to one). The final selection weight is calculated as the product of these five components.

Adjustments to the final selection weights were performed for respondents in one sample who were included in the sampling frame for the other (i.e., respondents in the general population sample who were also included in the sampling frame for the American Indian and Alaska Native oversample and respondents in the American Indian and Alaska Native oversample who were also included in the sampling frame for the general population sample).

*Nonresponse Weight*

Nonresponse weights were computed separately for the landline and cell phone samples. In each sample, logistic regression models were estimated to predict whether respondents completed the interview. Potential covariates included a variety of census variables (at the state level for the cell phone sample and at the zip code level for the landline sample). Very little documentation is available on these census variables (and no information on data sources or operational definitions is available). Significant predictors of nonresponse in the landline sample included the total population, the proportion in urban areas, the proportion White, the proportion Hispanic, the proportion male, the proportion in families, the proportion of households with children, the proportion older than 15 and never married, the proportion of English-speaking households, the proportion older than 25 with a higher education, the median household income, and the proportion American Indian or Alaska Native. In the cell phone sample, significant predictors of nonresponse included the proportion in families (for PA completers only), the proportion of households with children (for PA completers only), the median household income, the average household size (for SV completers only), and the proportion American Indian or Alaska Native. Estimated response propensities were then grouped using five groups or quintiles. The response rate in each group was calculated (probably as the average observed response rate in each group). The final nonresponse weight is then the inverse of that response rate. It was then multiplied with the selection weight. When desirable, these weights were trimmed (only 14 weights were trimmed in the sample of respondents who completed the Psychological Aggression section and only 12 weights were trimmed in the sample of respondents who completed the Sexual Violence section).

*Poststratification Weight*

The weights were first poststratified to population totals by sex for the number of adults with landlines only, the number of adults with cell phones only, and the number of adults with both landlines and cell phones. The weights were then poststratified to census population estimates by sex, geography, and

This document is a research report submitted to the U.S. Department of Justice. This report has not been published by the Department. Opinions or points of view expressed are those of the author(s) and do not necessarily reflect the official position or policies of the U.S. Department of Justice.

age for the adult population of American Indian or Alaska Native alone or in combination. More specifically, weights for males and females were poststratified by age (see Table 4.1), by geography (see Table 4.2) and by age and geography (see Table 4.3) using population totals for the adult American Indian or Alaska Native population (alone or in combination).

The final weights for the combined American Indian and Alaska Native sample are included in the "WTFINAL2010_AIAN_WITH_GENPOP.SAS7BDAT" data file created by RTI on 11/7/2012. This data file includes 3,978 observations and nine variables. It is exported to an SPSS data file "WEIGHTS.SAV" by the "EXPORT WEIGHTS TO SPSS.SAS" syntax file. Data & Files in the "Final AIAN Weights" folder (within the "Original Data" folder):

| | | | |
|---|---|---|---|
| Weight Components | 4/23/2013 11:41 AM | File folder | |
| EXPORT WEIGHTS TO SPSS.sas | 4/23/2013 11:02 AM | SAS System Progr... | 1 KB |
| Telephone Exchanges.xlsx | 11/8/2012 10:59 AM | Microsoft Excel W... | 18 KB |
| Weighting plan and implementation - combine AIAN with genpop 2012-12-05 Final.doc | 1/9/2013 11:45 AM | Microsoft Word 9... | 297 KB |
| WEIGHTS.SAV | 4/23/2013 7:40 AM | PASW Statistics D... | 281 KB |
| wtfinal2010_aian_with_genpop.sas7bdat | 11/7/2012 12:30 PM | SAS Data Set | 249 KB |

The "Telephone Exchanges.xlsx" file includes additional information on telephone exchanges in the US and the estimated American Indian and Alaska Native population in each.

The "Weight Components" folder includes additional weights (selection and non-response weights). Additional details are available in the "Weight components description.txt" file.

| | | | |
|---|---|---|---|
| EXPORT WEIGHT COMPONENTS.sas | 4/23/2013 11:05 AM | SAS System Program | 1 KB |
| Weight components description.txt | 12/18/2012 4:04 PM | Text Document | 1 KB |
| wtfinal2010_aian_with_genpopv2.sas7bdat | 12/17/2012 4:10 PM | SAS Data Set | 445 KB |
| WTFINAL2010_AIAN_WITH_GENPOPV2.SAV | 4/23/2013 7:41 AM | PASW Statistics Data Document | 437 KB |

A "FINAL WEIGHTS.SAV" data file is then created (by "WEIGHTS.SPS") after recoding case numbers, adding demographic data, computing new demographic variables, and adding variable and value labels. This file includes 3,978 observations and 12 variables. This final data file is also saved as a portable file ("FINALWEIGHTS.POR") to use in SAS. The "WEIGHTED FREQS.sas" program produces the weighted frequencies for Tables 4.1 to 4.3 below. This file produces the weighted point estimates shown below, but variance estimates are incorrect and should not be used (these are not shown below). Results are saved in the "SAS Report – WEIGHTED FREQS.pdf" document and are summarized in the "FINAL WEIGHTS TABLES.xlsx" excel file. This is all included in the "Weights" folder:

| | | | |
|---|---|---|---|
| WEIGHTS | 7/5/2013 3:13 PM | SPSS Statistics Syntax File | 3 KB |
| FINAL WEIGHTS | 7/5/2013 3:14 PM | SPSS Statistics Data Document | 205 KB |
| FINALWEIGHTS.POR | 7/5/2013 3:14 PM | POR File | 227 KB |
| WEIGHTED FREQS | 7/5/2013 3:16 PM | SAS System Program | 1 KB |
| SAS Report - WEIGHTED FREQS | 7/5/2013 3:17 PM | Adobe Acrobat Document | 209 KB |
| FINAL WEIGHTS TABLES | 7/5/2013 3:19 PM | Microsoft Excel Worksheet | 24 KB |

Estimates for the total adult American Indian and Alaska Native population were extracted from the 2010 US Census (Summary File 2, Table QT-P1). The "CENSUS" folder includes the original excel files downloaded from the US Census website, a syntax file ("GET CENSUS DATA.SPS") to convert this file to an SPSS data file ("SF2QTP1.SAV"). Census estimates are then computed in the "CENSUS ESTIMATES.SPS" syntax file and results are saved in the "CENSUS ESTIMATES.SAV" data file. All Census

This document is a research report submitted to the U.S. Department of Justice. This report has not been published by the Department. Opinions or points of view expressed are those of the author(s) and do not necessarily reflect the official position or policies of the U.S. Department of Justice.

estimates are based on the adult population of American Indian or Alaska Native alone or in combination.

This is all included in the "CENSUS" folder:

| | | | |
|---|---|---|---|
| aff_download.zip | 4/24/2013 10:19 AM | WinZip File | 35 KB |
| aff_download_readme_ann.txt | 4/24/2013 10:19 AM | Text Document | 2 KB |
| CENSUS ESTIMATES.SAV | 4/24/2013 3:44 PM | PASW Statistics Data Document | 10 KB |
| CENSUS ESTIMATES.sps | 4/24/2013 11:20 AM | PASW Statistics Syntax File | 3 KB |
| DEC_10_SF2_QTP1.txt | 4/24/2013 10:19 AM | Text Document | 2 KB |
| DEC_10_SF2_QTP1_metadata.csv | 4/24/2013 10:19 AM | Microsoft Excel Comma Separated Values File | 21 KB |
| DEC_10_SF2_QTP1_with_ann.csv | 4/24/2013 10:19 AM | Microsoft Excel Comma Separated Values File | 83 KB |
| GET CENSUS DATA.sps | 4/24/2013 11:25 AM | PASW Statistics Syntax File | 7 KB |
| SF2QTP1.SAV | 4/24/2013 11:25 AM | PASW Statistics Data Document | 155 KB |

Table 4.1 shows the age distribution for American Indian and Alaska Native females and males in the population, in the sample of respondents who completed the psychological aggression section ("PA Sample"), and in the sample of respondents who completed the sexual violence section ("SV Sample"). In both the PA and SV samples, the unweighted and weighted percentages (% and Wt %) are provided.

**Table 4.1. Age Distribution by Gender**

| | Population | | PA Sample | | | SV Sample | | |
|---|---|---|---|---|---|---|---|---|
| | N | % | N | % | Wt % | N | % | Wt % |
| **Female** | | | | | | | | |
| 18 to 24 | 298,351 | 16.2 | 282 | 11.4 | 16.2 | 254 | 11.9 | 16.2 |
| 25 to 29 | 192,393 | 10.5 | 203 | 8.2 | 10.5 | 180 | 8.4 | 10.5 |
| 30 to 44 | 517,831 | 28.2 | 633 | 25.6 | 28.2 | 562 | 26.2 | 28.2 |
| 45 to 64 | 615,343 | 33.5 | 996 | 40.3 | 33.5 | 843 | 39.4 | 33.5 |
| 65+ | 213,253 | 11.6 | 359 | 14.5 | 11.6 | 302 | 14.1 | 11.6 |
| **Total** | **1,837,171** | | **2,473** | | | **2,141** | | |
| **Male** | | | | | | | | |
| 18 to 24 | 306,899 | 17.7 | 161 | 10.7 | 17.7 | 142 | 10.7 | 17.7 |
| 25 to 29 | 189,471 | 10.9 | 134 | 8.9 | 10.9 | 119 | 9.0 | 10.9 |
| 30 to 44 | 501,611 | 29.0 | 422 | 28.0 | 29.0 | 376 | 28.5 | 29.0 |
| 45 to 64 | 567,887 | 32.8 | 595 | 39.5 | 32.8 | 529 | 40.0 | 32.8 |
| 65+ | 166,316 | 9.6 | 193 | 12.8 | 9.6 | 155 | 11.7 | 9.6 |
| **Total** | **1,732,184** | | **1,505** | | | **1,321** | | |

Table 4.2 shows the geographic distribution for American Indian and Alaska Native females and males in the population, in the sample of respondents who completed the psychological aggression section ("PA Sample"), and in the sample of respondents who completed the sexual violence section ("SV Sample"). In both the PA and SV samples, the unweighted and weighted percentages (% and Wt %) are provided.

Table 4.3 shows the age distribution for American Indian and Alaska Native females and males in Alaska and in the rest of the US. It also shows this distribution in the sample of respondents who completed the psychological aggression section ("PA Sample") and in the sample of respondents who completed the sexual violence section ("SV Sample"). In both the PA and SV samples, the unweighted and weighted percentages (% and Wt %) are provided.

This document is a research report submitted to the U.S. Department of Justice. This report has not been published by the Department. Opinions or points of view expressed are those of the author(s) and do not necessarily reflect the official position or policies of the U.S. Department of Justice.

## Table 4.2. Geographic Distribution by Gender

| | Population | | PA Sample | | | SV Sample | | |
|---|---|---|---|---|---|---|---|---|
| | N | % | N | % | Wt % | N | % | Wt % |
| **Female** | | | | | | | | |
| New England / Mid Atlantic | 185,854 | 10.1 | 29 | 1.2 | 10.1 | 28 | 1.3 | 10.1 |
| East North Central | 166,086 | 9.0 | 46 | 1.9 | 9.0 | 44 | 2.1 | 9.0 |
| West North Central | 136,472 | 7.4 | 569 | 23.0 | 7.4 | 486 | 22.7 | 7.4 |
| South Atlantic | 237,494 | 12.9 | 399 | 16.1 | 12.9 | 355 | 16.6 | 12.9 |
| East / West South Central | 374,493 | 20.4 | 81 | 3.3 | 20.4 | 74 | 3.5 | 20.4 |
| Mountain | 314,770 | 17.1 | 911 | 36.8 | 17.1 | 794 | 37.1 | 17.1 |
| Pacific | 422,002 | 23.0 | 438 | 17.7 | 23.0 | 360 | 16.8 | 23.0 |
| **Total** | **1,837,171** | | **2,473** | | | **2,141** | | |
| **Male** | | | | | | | | |
| New England / Mid Atlantic | 172,235 | 9.9 | 33 | 2.2 | 9.9 | 29 | 2.2 | 9.9 |
| East North Central | 155,220 | 9.0 | 36 | 2.4 | 9.0 | 29 | 2.2 | 9.0 |
| West North Central | 127,637 | 7.4 | 352 | 23.4 | 7.4 | 313 | 23.7 | 7.4 |
| South Atlantic | 222,358 | 12.8 | 215 | 14.3 | 12.8 | 193 | 14.6 | 12.8 |
| East / West South Central | 355,348 | 20.5 | 54 | 3.6 | 20.5 | 49 | 3.7 | 20.5 |
| Mountain | 295,881 | 17.1 | 497 | 33.0 | 17.1 | 433 | 32.8 | 17.1 |
| Pacific | 403,505 | 23.3 | 318 | 21.1 | 23.3 | 275 | 20.8 | 23.3 |
| **Total** | **1,732,184** | | **1,505** | | | **1,321** | | |

## Table 4.3. Age Distribution by Geography and Gender

| | Population | | PA Sample | | | SV Sample | | |
|---|---|---|---|---|---|---|---|---|
| | **N** | **%** | **N** | **%** | **Wt %** | **N** | **%** | **Wt %** |
| **Female in Alaska** | | | | | | | | |
| 18 to 29 | 13,807 | 31.1 | 69 | 20.9 | 31.1 | 55 | 20.4 | 31.1 |
| 30 to 44 | 11,751 | 26.4 | 104 | 31.5 | 26.4 | 90 | 33.5 | 26.4 |
| 45 to 64 | 14,270 | 32.1 | 129 | 39.1 | 32.1 | 103 | 38.3 | 32.1 |
| 65+ | 4,624 | 10.4 | 28 | 8.5 | 10.4 | 21 | 7.8 | 10.4 |
| **Total** | **44,452** | | **330** | | | **269** | | |
| **Female in Rest of U.S.** | | | | | | | | |
| 18 to 29 | 476,937 | 26.6 | 416 | 19.4 | 26.6 | 379 | 20.2 | 26.6 |
| 30 to 44 | 506,080 | 28.2 | 529 | 24.7 | 28.2 | 472 | 25.2 | 28.2 |
| 45 to 64 | 601,073 | 33.5 | 867 | 40.5 | 33.5 | 740 | 39.5 | 33.5 |
| 65+ | 208,629 | 11.6 | 331 | 15.4 | 11.6 | 281 | 15.0 | 11.6 |
| **Total** | **1,792,719** | | **2,143** | | | **1,872** | | |
| **Male in Alaska** | | | | | | | | |
| 18 to 29 | 14,298 | 32.6 | 44 | 19.2 | 32.6 | 40 | 20.3 | 32.6 |
| 30 to 44 | 11,900 | 27.1 | 79 | 34.5 | 27.1 | 69 | 35.0 | 27.1 |
| 45 to 64 | 13,810 | 31.5 | 85 | 37.1 | 31.5 | 70 | 35.5 | 31.5 |
| 65+ | 3,893 | 8.9 | 21 | 9.2 | 8.9 | 18 | 9.1 | 8.9 |
| **Total** | **43,901** | | **229** | | | **197** | | |
| **Male in Rest of U.S.** | | | | | | | | |
| 18 to 29 | 482,072 | 28.6 | 251 | 19.7 | 28.6 | 221 | 19.7 | 28.6 |
| 30 to 44 | 489,711 | 29.0 | 343 | 26.9 | 29.0 | 307 | 27.3 | 29.0 |
| 45 to 64 | 554,077 | 32.8 | 510 | 40.0 | 32.8 | 459 | 40.8 | 32.8 |
| 65+ | 162,423 | 9.6 | 172 | 13.5 | 9.6 | 137 | 12.2 | 9.6 |
| **Total** | **1,688,283** | | **1,276** | | | **1,124** | | |

This document is a research report submitted to the U.S. Department of Justice. This report has not been published by the Department. Opinions or points of view expressed are those of the author(s) and do not necessarily reflect the official position or policies of the U.S. Department of Justice.

# DOCUMENTATION FOR ANALYSIS OF VIOLENCE AGAINST AMERICAN INDIAN AND ALASKA NATIVE WOMEN AND MEN: 2010 FINDINGS FROM THE NATIONAL INTIMATE PARTNER AND SEXUAL VIOLENCE SURVEY (NISVS) BY THE NATIONAL INSTITUTE OF JUSTICE

## CHAPTER 5
## PSYCHOLOGICAL AGGRESSION

The psychological aggression (PA) section of the National Intimate Partner and Sexual Violence Survey (NISVS) includes five questions:

How many of your romantic or sexual partners have ever…

- PA1 Acted very angry towards you in a way that seemed dangerous?
- PA2 Told you that you were a loser, a failure, or not good enough?
- PA3 Called you names like ugly, fat, crazy, or stupid?
- PA4 Insulted, humiliated, or made fun of you in front of others?
- PA5 Told you that no one else would want you?

### A. DATA MERGE

Data for the psychological aggression sections from the 2010 NISVS general population sample and the 2010 AIAN oversample were combined. Cases were selected if the respondent had completed the psychological aggression section. Variables were renamed. New variable and value labels were created.

Data & Files in the "MERGE PA DATA" folder:

| | | | |
|---|---|---|---|
| CREATE PA FILES | 8/21/2012 12:16 PM | SPSS Statistics Syntax File | 50 KB |
| FINAL PA | 8/17/2012 1:27 PM | SPSS Statistics Data Document | 23,532 KB |
| PA AIAN | 8/17/2012 10:39 AM | SPSS Statistics Data Document | 3,085 KB |
| PA GENPOP | 8/17/2012 10:37 AM | SPSS Statistics Data Document | 21,270 KB |

The "FINAL PA.SAV" data file includes 21,378 observations and 769 variables. It was then copied to the "PA" folder.

### B. DATA CHECKS

Data checks were performed to identify problem cases (cases with accuracy, consistency, or integrity issues). The following data checks were performed (# = 1 to 5, * = 1 to 15):

(1) The number of initials in PA#L1 to PA#L15 equals PA#N99
(2) The number of initials in PA#T1 to PA#T15 equals PA#N33
(3) The number of initials in PA#Y1 to PA#Y15 equals PA#N12
(4) Each initial in PA#L* has a value in PA#B*, and each value in PA#B* has an initial in PA#L*

This document is a research report submitted to the U.S. Department of Justice. This report has not been published by the Department. Opinions or points of view expressed are those of the author(s) and do not necessarily reflect the official position or policies of the U.S. Department of Justice.

(5) A value for PA#C always exists when PA# > 0, and exists only when PA# > 0 (for Q1&Q2)
(6) A value for PA#D1 always exists when PA#C = 1, and exists only when PA#C = 1 (for Q1&Q2)
(7) Each value in PA#D* has a value in PA#E*, and each value in PA#E* has a value in PA#D* (for Q1&Q2)
(8) A value for PA#F always exists when PA#C = 1, and exists only when PA#C = 1 (for Q1&Q2)
(9) A value for PA#F always exists when PA# > 0, and exists only when PA# > 0 (for Q3&Q4)
(10) A value for PA#G1 always exists when PA#F = 1, and exists only when PA#F = 1
(11) Each value in PA#G* has a value in PA#H*, and each value in PA#H* has a value in PA#G*
(12) The number of perpetrators in PA# equals PA#N99
(13) PA#N36 is between 1 and 15 when C = 1, and only when C = 1
(14) PA#N12 is between 1 and 15 when F = 1, and only when F = 1
(15) There are no duplicate initials in PA#A*
(16) PA2L* includes the initials from PA1L* which are identified in PA2I*
(17) PA3L* includes the initials from PA1L*/PA2A*, which are identified in PA3I*
(18) PA4L* includes the initials from PA1L*/PA2A*/PA3A*, which are identified in PA4I*
(19) PA5L* includes the initials from PA1L*/PA2A*/PA3A*/PA4A*, which are identified in PA5I*
(20) The initials in PA1A* are the same as those in PA1L*
(21) PA2L* also includes the new initials from PA2A*, and no others
(22) PA3L* also includes the new initials from PA3A*, and no others
(23) PA4L* also includes the new initials from PA4A*, and no others
(24) PA5L* also includes the new initials from PA5A*, and no others
(25) The initials in PA1L* identified by PA1D* are found in PA1T* (Q1&Q2)
(26) The initials in PA2L* identified by PA2D* are found in PA2T* (Q1&Q2)
(27) The initials in PA3L* identified by PA3D* are found in PA3T* (Q1&Q2)
(28) The initials in PA4L* identified by PA4D* are found in PA4T* (Q1&Q2)
(29) The initials in PA5L* identified by PA5D* are found in PA5T* (Q1&Q2)
(30) The initials in PA1T* identified by PA1G* are found in PA1Y* (Q1&Q2)
(31) The initials in PA2T* identified by PA2G* are found in PA2Y* (Q1&Q2)
(32) The initials in PA3T* identified by PA3G* are found in PA3Y* (Q1&Q2)
(33) The initials in PA4T* identified by PA4G* are found in PA4Y* (Q1&Q2)
(34) The initials in PA5T* identified by PA5G* are found in PA5Y* (Q1&Q2)
(35) The initials in PA1L* identified by PA1G* are found in PA1Y* (Q3&Q4)
(36) The initials in PA2L* identified by PA2G* are found in PA2Y* (Q3&Q4)
(37) The initials in PA3L* identified by PA3G* are found in PA3Y* (Q3&Q4)
(38) The initials in PA4L* identified by PA4G* are found in PA4Y* (Q3&Q4)
(39) The initials in PA5L* identified by PA5G* are found in PA5Y* (Q3&Q4)
(40) Data values for PA# are in valid range (-3 to 15) and are not missing
(41) Data values for PA#N99, PA#N36, and PA#N12 are in valid range (-3 to 15)
(42) Data values for PA#B*, PA#E*, and PA#H* are in valid range (-3 to 4)
(43) Data values for PA#C and PA#F are in valid range (-3 to 2)
(44) Data values for PA2I*, PA3I*, PA4I*, and PA5I* are in valid range (-3 to number of previous initials)
(45) Data values for PA#D* and PA#G* are in valid range (-3 to 15)
(46) When PA# < 0 or missing, there are no data in the subsequent PA# variables
(47) When PA#C < 0 or missing, there are no data in the subsequent PA# variables (for Q1&Q2)
(48) When PA#F < 0 or missing, there are no data in the subsequent PA# variables
(49) PA#C, PA#D*, PA#T*, and PA#E* have no values in Q3 or Q4

This document is a research report submitted to the U.S. Department of Justice. This report has not been published by the Department. Opinions or points of view expressed are those of the author(s) and do not necessarily reflect the official position or policies of the U.S. Department of Justice.

Data & Files in the "PA DATA CHECK" folder:

| | | | |
|---|---|---|---|
| PA DATA CHECKS.sps | 2/18/2013 2:59 PM | PASW Statistics Syntax File | 31 KB |

## C. DATA PROBLEMS

Ten problems were identified in the previous data checks. The data checks uncovered three general types of problems:

(1) Some respondents provided fewer initials than expected based on their answers to the PA questions. Problems were identified for respondents 103545682, 102405411, and 102453901.

(2) Some respondents provided more initials than expected based on their answers to the PA questions. Problems were identified for respondents 101214811, 101360361, 101069621, 101029991, 101130321, and 101270691.

(3) The perpetrator identifier for one respondent is out of range. Problems were identified for respondent 101031801.

More specific details for each case are presented below.

**(1) The following three respondents provided fewer perpetrator initials than expected.**

**103545682**

The respondent reported PA2 victimizations by two perpetrators, but the respondent did not provide initials in PA2A1 or PA2A2. (There were no initials in PA1L* because PA1 = 0). All PA#A* are coded as -3. There are no data in PA#L*. The first perpetrator (PA2A1) also victimized the respondent in PA3, PA4, and PA5. No initials are found in PA2L1, PA3L1, PA4L1, or PA5L1 (because none were provided in PA2A1). Valid data are found in PA2B1, PA3B1, PA4B1, and PA5B1. Perpetrator PA2A1 did not victimize the respondent in the past year (for any PA#). The second perpetrator (PA2A2) also victimized the respondent in PA3 and PA4. No initials are found in PA2L2, PA3L2, or PA4L2 (because none were provided in PA2A2). Valid data are found in PA2B2, PA3B2, and PA4B2. Perpetrator PA2A2 did not victimize the respondent in the past year (for any PA#).

**102405411**

The respondent reported PA3 victimizations in the past year, but did not specify who the perpetrator was in PA3G1 (i.e., PA3G1 = -1). PA3Y1 therefore does not include an initial for this perpetrator and PA3N12 = 0. No values are found in PA3H*.

**102453901**

The respondent reported PA2 victimizations in the past year, but not but did not specify who the perpetrator was in PA2G1 (i.e., PA2G1 = -2). PA2Y1 therefore does not include an initial for this perpetrator and PA2N12 = 0. No value is found in PA2H1. Similarly, the respondent indicated that PA3F = 1, but did not specify who the perpetrator was in PA3G1 (i.e., PA3G1 = -1). PA3Y1 therefore does not include an initial for this perpetrator and PA3N12 = 0. No value is found in PA3H1.

This document is a research report submitted to the U.S. Department of Justice. This report has not been published by the Department. Opinions or points of view expressed are those of the author(s) and do not necessarily reflect the official position or policies of the U.S. Department of Justice.

**(2) The following six respondents provided more perpetrator initials than expected.**

**101214811**

The respondent reported PA3 victimizations by two perpetrators. The first perpetrator initials were collected in PA2A1. The second perpetrator initials are collected in PA3A1. A third set of perpetrator initials is collected in PA3A2 (for a total of three perpetrator initials). However, the second perpetrator initials collected in PA3 (i.e., PA3A2) are the same as the first perpetrator initials collected in PA2A1. There are no subsequent data for a third perpetrator.

**101360361**

The respondent reported PA1 victimizations by two perpetrators, but provided three initials in PA1A*. The second (PA1A2) and third (PA1A3) are the same. There are no subsequent data for the third set of initials.

**101069621**

The respondent reported PA1 victimizations by two perpetrators, but provided three initials in PA1A*. There are no duplicates in these initials. There are no subsequent data for the third set of initials.

**101029991**

The respondent reported PA2 victimizations by one perpetrator, and identified the first perpetrator from PA1. However, the respondent also provided an additional set of initials in PA2A1. There are no subsequent data for this set of initials.

**101130321**

The respondent reported PA2 victimizations by six perpetrators. The first three initials came from PA1 (PA1L1, PA1L2, and PA1L3). Three new initials were collected in PA2A1, PA2A2, and PA2A3. A fourth initial is included in PA2A4 (for a total of seven). There are no subsequent data for these seventh initials.

**101270691**

The respondent reported PA2 victimizations by two perpetrators. Both initials came from PA1 (PA1L1 and PA1L2). A new (third) initial was included in PA2A1. There are no subsequent data for this set of initials.

**(3) The following respondent provided a perpetrator identifier that was out of range.**

**101031801**

The respondent reported PA1 victimizations by 15 (or more) perpetrators. Fifteen initials are provided in PA1A*. These are correctly reproduced in PA1L*. Valid data are provided for all 15 perpetrators in PA1B*. Two perpetrators (the 14$^{th}$ and 15$^{th}$ from PA1L*) also victimized the respondent in the past three years. Their initials are correctly found in PA1T1 and PA1T2. Valid data for these two perpetrators are found in PA1E1 and PA1E2. One perpetrator also victimized the respondent in the past year. This is the 15$^{th}$ perpetrator from PA1T* (i.e., PA1G1 = 15). There is no 15$^{th}$ perpetrator in PA1T* (i.e., PA1T15 does not exist). As a result, there are no initials in PA1Y1. A valid answer is provided in PA1H1.

This document is a research report submitted to the U.S. Department of Justice. This report has not been published by the Department. Opinions or points of view expressed are those of the author(s) and do not necessarily reflect the official position or policies of the U.S. Department of Justice.

# DOCUMENTATION FOR ANALYSIS OF VIOLENCE AGAINST AMERICAN INDIAN AND ALASKA NATIVE WOMEN AND MEN: 2010 FINDINGS FROM THE NATIONAL INTIMATE PARTNER AND SEXUAL VIOLENCE SURVEY (NISVS) BY THE NATIONAL INSTITUTE OF JUSTICE

## CHAPTER 6
## COERCIVE CONTROL AND ENTRAPMENT

The coercive control and entrapment (CCE) section of the National Intimate Partner and Sexual Violence Survey (NISVS) includes 14 questions:

How many of your romantic or sexual partners have ever…

- CCE1 Tried to keep you from seeing or talking to your family or friends?
- CCE2 Made decisions for you that should have been yours to make, such as the clothes you wear, things you eat, or the friends you have?
- CCE3 Kept track of you by demanding to know where you were and what you were doing?
- CCE4 Threatened to hurt him or herself or commit suicide when he or she was upset with you?
- CCE5 Threatened to hurt a pet or threatened to take a pet away from you?
- CCE6 Threatened to hurt someone you love?
- CCE7 Hurt someone you love?
- CCE8 <u>For respondents who ever had children under the age of 18 living with them</u>: Threatened to take your children away from you?
- CCE9 Kept you from leaving the house when you wanted to go?
- CCE10 Kept you from having money for your own use?
- CCE11 Destroyed something that was important to you?
- CCE12 Said things like "If I can't have you, then no one can"?
- CCE13 <u>For female respondents</u>: Tried to get you pregnant when you did not want to become pregnant or tried to stop you from using birth control?
  <u>For male respondents</u>: Tried to get pregnant when you did not want them to get pregnant or tried to stop you from using birth control?
- CCE14 Refused to use a condom when you wanted them to use one?

### A. DATA MERGE

Data for the CCE sections from the 2010 NISVS general population sample and the 2010 AIAN oversample were combined. Cases were selected if the respondent had completed the psychological aggression section. Variables were renamed. New variable and value labels were created.

Data & Files in the "MERGE CCE DATA" folder:

| | | | |
|---|---|---|---|
| CCE AIAN | 9/11/2012 10:28 AM | PASW Statistics Data Document | 8,609 KB |
| CCE GENPOP | 9/11/2012 10:27 AM | PASW Statistics Data Document | 59,097 KB |
| CREATE CCE FILES | 9/11/2012 10:24 AM | PASW Statistics Syntax File | 146 KB |
| FINAL CCE | 9/11/2012 10:28 AM | PASW Statistics Data Document | 65,015 KB |

This document is a research report submitted to the U.S. Department of Justice. This report has not been published by the Department. Opinions or points of view expressed are those of the author(s) and do not necessarily reflect the official position or policies of the U.S. Department of Justice.

The “FINAL CCE.SAV” data file includes 21,378 observations and 2,189 variables. It was then copied to the “CCE” folder.

## B. DATA CHECKS

Data checks were performed to identify problem cases (cases with accuracy, consistency, or integrity issues). The following data checks were performed (# = 1 to 14, * = 1 to 15):

(1) The number of initials in CCE#L1 to CCE#L15 equals CCE#N99
(2) The number of initials in CCE#T1 to CCE#T15 equals CCE#N33
(3) The number of initials in CCE#Y1 to CCE#Y15 equals CCE#N12
(4) Each initial in CCE#L* has a value in CCE#B*, and each value in CCE#B* has an initial in CCE#L*
(5) A value for CCE#C always exists when CCE# > 0, and exists only when CCE# > 0 (for Q1&Q2)
(6) A value for CCE#D1 always exists when CCE#C = 1, and exists only when CCE#C = 1 (for Q1&Q2)
(7) Each value in CCE#D* has a value in CCE#E*, and each value in CCE#E* has a value in CCE#D* (for Q1&Q2)
(8) A value for CCE#F always exists when CCE#C = 1, and exists only when CCE#C = 1 (for Q1&Q2)
(9) A value for CCE#F always exists when CCE# > 0, and exists only when CCE# > 0 (for Q3&Q4)
(10) A value for CCE#G1 always exists when CCE#F = 1, and exists only when CCE#F = 1
(11) Each value in CCE#G* has a value in CCE#H*, and each value in CCE#H* has a value in CCE#G*
(12) The number of perpetrators in CCE# equals CCE#N99
(13) CCE#N36 is between 1 and 15 when C = 1, and only when C = 1
(14) CCE#N12 is between 1 and 15 when F = 1, and only when F = 1
(15) There are no duplicate initials in CCE#A* and the initials in CCE#A*were not included in the PA section
(16) CCE1L* includes the initials from PA which are identified in CCE1I*
(17) CCE2L* includes the initials from PA and CCE1A* which are identified in CCE2I*
(18) CCE3L* includes the initials from PA, CCE1A*, and CCE2A* which are identified in CCE3I*
(19) CCE4L* includes the initials from PA, CCE1A*, CCE2A*, and CCE3A* which are identified in CCE4I*
(20) CCE5L* includes the initials from PA, CCE1A*, CCE2A*, CCE3A*, and CCE4A* which are identified in CCE5I*
(21) CCE6L* includes the initials from PA, CCE1A*, CCE2A*, CCE3A*, CCE4A*, and CCE5A* which are identified in CCE6I*
(22) CCE7L* includes the initials from PA, CCE1A*, CCE2A*, CCE3A*, CCE4A*, CCE5A*, and CCE6A* which are identified in CCE7I*
(23) CCE8L* includes the initials from PA, CCE1A*, CCE2A*, CCE3A*, CCE4A*, CCE5A*, CCE6A*, and CCE7A* which are identified in CCE8I*
(24) CCE9L* includes the initials from PA, CCE1A*, CCE2A*, CCE3A*, CCE4A*, CCE5A*, CCE6A*, CCE7A*, and CCE8A* which are identified in CCE9I*
(25) CCE10L* includes the initials from PA, CCE1A*, CCE2A*, CCE3A*, CCE4A*, CCE5A*, CCE6A*, CCE7A*, CCE8A*, and CCE9A* which are identified in CCE10I*
(26) CCE11L* includes the initials from PA, CCE1A*, CCE2A*, CCE3A*, CCE4A*, CCE5A*, CCE6A*, CCE7A*, CCE8A*, CCE9A*, and CCE10A* which are identified in CCE11I*
(27) CCE12L* includes the initials from PA, CCE1A*, CCE2A*, CCE3A*, CCE4A*, CCE5A*, CCE6A*, CCE7A*, CCE8A*, CCE9A*, CCE10A*, and CCE11A* which are identified in CCE12I*

This document is a research report submitted to the U.S. Department of Justice. This report has not been published by the Department. Opinions or points of view expressed are those of the author(s) and do not necessarily reflect the official position or policies of the U.S. Department of Justice.

(28) CCE13L* includes the initials from PA, CCE1A*, CCE2A*, CCE3A*, CCE4A*, CCE5A*, CCE6A*, CCE7A*, CCE8A*, CCE9A*, CCE10A*, CCE11A*, and CCE12A* which are identified in CCE13I*
(29) CCE14L* includes the initials from PA, CCE1A*, CCE2A*, CCE3A*, CCE4A*, CCE5A*, CCE6A*, CCE7A*, CCE8A*, CCE9A*, CCE10A*, CCE11A*, CCE12A*, and CCE13A* which are identified in CCE14I*
(30) CCE1L* also includes the new initials from CCE1A*, and no others
(31) CCE2L* also includes the new initials from CCE2A*, and no others
(32) CCE3L* also includes the new initials from CCE3A*, and no others
(33) CCE4L* also includes the new initials from CCE4A*, and no others
(34) CCE5L* also includes the new initials from CCE5A*, and no others
(35) CCE6L* also includes the new initials from CCE6A*, and no others
(36) CCE7L* also includes the new initials from CCE7A*, and no others
(37) CCE8L* also includes the new initials from CCE8A*, and no others
(38) CCE9L* also includes the new initials from CCE9A*, and no others
(39) CCE10L* also includes the new initials from CCE10A*, and no others
(40) CCE11L* also includes the new initials from CCE11A*, and no others
(41) CCE12L* also includes the new initials from CCE12A*, and no others
(42) CCE13L* also includes the new initials from CCE13A*, and no others
(43) CCE14L* also includes the new initials from CCE14A*, and no others
(44) The initials in CCE1L* identified by CCE1D* are found in CCE1T* (Q1&Q2)
(45) The initials in CCE2L* identified by CCE2D* are found in CCE2T* (Q1&Q2)
(46) The initials in CCE3L* identified by CCE3D* are found in CCE3T* (Q1&Q2)
(47) The initials in CCE4L* identified by CCE4D* are found in CCE4T* (Q1&Q2)
(48) The initials in CCE5L* identified by CCE5D* are found in CCE5T* (Q1&Q2)
(49) The initials in CCE6L* identified by CCE6D* are found in CCE6T* (Q1&Q2)
(50) The initials in CCE7L* identified by CCE7D* are found in CCE7T* (Q1&Q2)
(51) The initials in CCE8L* identified by CCE8D* are found in CCE8T* (Q1&Q2)
(52) The initials in CCE9L* identified by CCE9D* are found in CCE9T* (Q1&Q2)
(53) The initials in CCE10L* identified by CCE10D* are found in CCE10T* (Q1&Q2)
(54) The initials in CCE11L* identified by CCE11D* are found in CCE11T* (Q1&Q2)
(55) The initials in CCE12L* identified by CCE12D* are found in CCE12T* (Q1&Q2)
(56) The initials in CCE13L* identified by CCE13D* are found in CCE13T* (Q1&Q2)
(57) The initials in CCE14L* identified by CCE14D* are found in CCE14T* (Q1&Q2)
(58) The initials in CCE1T* identified by CCE1G* are found in CCE1Y* (Q1&Q2)
(59) The initials in CCE2T* identified by CCE2G* are found in CCE2Y* (Q1&Q2)
(60) The initials in CCE3T* identified by CCE3G* are found in CCE3Y* (Q1&Q2)
(61) The initials in CCE4T* identified by CCE4G* are found in CCE4Y* (Q1&Q2)
(62) The initials in CCE5T* identified by CCE5G* are found in CCE5Y* (Q1&Q2)
(63) The initials in CCE6T* identified by CCE6G* are found in CCE6Y* (Q1&Q2)
(64) The initials in CCE7T* identified by CCE7G* are found in CCE7Y* (Q1&Q2)
(65) The initials in CCE8T* identified by CCE8G* are found in CCE8Y* (Q1&Q2)
(66) The initials in CCE9T* identified by CCE9G* are found in CCE9Y* (Q1&Q2)
(67) The initials in CCE10T* identified by CCE10G* are found in CCE10Y* (Q1&Q2)
(68) The initials in CCE11T* identified by CCE11G* are found in CCE11Y* (Q1&Q2)
(69) The initials in CCE12T* identified by CCE12G* are found in CCE12Y* (Q1&Q2)
(70) The initials in CCE13T* identified by CCE13G* are found in CCE13Y* (Q1&Q2)
(71) The initials in CCE14T* identified by CCE14G* are found in CCE14Y* (Q1&Q2)
(72) The initials in CCE1L* identified by CCE1G* are found in CCE1Y* (Q3&Q4)

This document is a research report submitted to the U.S. Department of Justice. This report has not been published by the Department. Opinions or points of view expressed are those of the author(s) and do not necessarily reflect the official position or policies of the U.S. Department of Justice.

(73) The initials in CCE2L* identified by CCE2G* are found in CCE2Y* (Q3&Q4)
(74) The initials in CCE3L* identified by CCE3G* are found in CCE3Y* (Q3&Q4)
(75) The initials in CCE4L* identified by CCE4G* are found in CCE4Y* (Q3&Q4)
(76) The initials in CCE5L* identified by CCE5G* are found in CCE5Y* (Q3&Q4)
(77) The initials in CCE6L* identified by CCE6G* are found in CCE6Y* (Q3&Q4)
(78) The initials in CCE7L* identified by CCE7G* are found in CCE7Y* (Q3&Q4)
(79) The initials in CCE8L* identified by CCE8G* are found in CCE8Y* (Q3&Q4)
(80) The initials in CCE9L* identified by CCE9G* are found in CCE9Y* (Q3&Q4)
(81) The initials in CCE10L* identified by CCE10G* are found in CCE10Y* (Q3&Q4)
(82) The initials in CCE11L* identified by CCE11G* are found in CCE11Y* (Q3&Q4)
(83) The initials in CCE12L* identified by CCE12G* are found in CCE12Y* (Q3&Q4)
(84) The initials in CCE13L* identified by CCE13G* are found in CCE13Y* (Q3&Q4)
(85) The initials in CCE14L* identified by CCE14G* are found in CCE14Y* (Q3&Q4)
(86) Data values for CCE# are in valid range (-3 to 15)
(87) Data values for CCE# are not missing, except for CCE8
(88) CCE8 has a value when H10 = 1 and is missing otherwise
(89) Data values for CCE#N99, CCE#N36, and CCE#N12 are in valid range (-3 to 15)
(90) Data values for CCE#B*, CCE#E*, and CCE#H* are in valid range (-3 to 4)
(91) Data values for CCE#C and CCE#F are in valid range (-3 to 2)
(92) Data values for CCE#I* are in valid range (-3 to number of previous initials)
(93) Data values for CCE#D* and CCE#G* are in valid range (-3 to 4)
(94) When CCE# < 0 or missing, there are no data in the subsequent CCE# variables
(95) When CCE#C < 0 or missing, there are no data in the subsequent CCE# variables (for Q1&Q2)
(96) When CCE#F < 0 or missing, there are no data in the subsequent CCE# variables
(97) CCE#C, CCE#D*, CCE#T*, and CCE#E* have no values in Q3 or Q4

Data & Files in the "CCE DATA CHECK" folder:

| | | | |
|---|---|---|---|
| CCE DATA CHECKS | 9/24/2012 1:24 PM | PASW Statistics Syntax File | 105 KB |

## C. DATA PROBLEMS

Forty five problems were identified in the previous data checks. The data checks uncovered four general types of problems:

(1) Some respondents provided fewer initials than expected based on their answers to the CCE questions. Problems were identified for respondents 101362731, 103545682, 102642201, 103111512, 103734002, 102261601, 101037551, 103072341, 101100061, 101255041, 103084722, 103321401, 104745211, 102228871, 103705332, 103072532, 102371621, 103253481, 104050681, 104528421, 101141031, 102414201, 101047311, 101124771, 101179491, 101267691, 102152031, 102191791, 102474271, 102490151, 103401631, 103571881, 103639282, 103652462, 103684932, 103689592, 103725882, and 101151321.

(2) Some respondents provided more initials than expected based on their answers to the CCE questions. Problems were identified for respondents 101136451 and 101120651.

This document is a research report submitted to the U.S. Department of Justice. This report has not been published by the Department. Opinions or points of view expressed are those of the author(s) and do not necessarily reflect the official position or policies of the U.S. Department of Justice.

(3) Some respondents provided duplicate initials. Problems were identified for respondents 102652711 and 103709011.

(4) Some respondents provided perpetrator identifiers that were out of range. Problems were identified for respondents 102374211, 102072471, and 103550352.

More specific details on each problem case are provided below.

**(1) The following 38 respondents provided fewer perpetrator initials than expected.**

**101362731**

The respondent reported CCE11 victimizations in the lifetime and in the past three years by two perpetrators. The respondent also reported CCE11 victimizations in the past year (CCE11F = 1), but no perpetrator information is available (CCE11G1 = -1, CCE11Y* is missing, CCE11N12 = 0, and CCE11H* is missing).

**103545682**

The respondent did not provide perpetrator initials in the PA section (PA1 = 0, PA2 = 2, PA3 = 2, PA4 = 2, and PA5 = 1). The respondent reported CCE victimizations (CCE1 = 2, CCE3 = 2, CCE4 = 1, CCE5 = 1, CCE6 = 1, CCE7 = 2, CCE9 = 1, CCE10 = 1 CCE11 = 1 CCE12 = 2, and CCE13 = 1). The CCE perpetrators were those previously identified in the PA section, but there are no initials in the PA section.

**102642201**

The respondent reported CCE1 victimizations by four perpetrators, but stopped the interview before providing perpetrator initials.

**103111512**

The respondent reported CCE1 victimizations by four perpetrators, but stopped the interview before providing perpetrator initials.

**103734002**

The respondent reported CCE1 victimizations by five perpetrators, but only provided initials for one perpetrator. The respondent then stopped the interview.

**102261601**

The respondent reported CCE1 victimizations by three perpetrators, but stopped the interview before providing perpetrator initials.

**101037551**

The respondent reported CCE1 victimizations by one perpetrator, but stopped the interview before providing perpetrator initials.

**103072341**

The respondent reported CCE1 victimizations by one perpetrator, but stopped the interview before providing perpetrator initials.

This document is a research report submitted to the U.S. Department of Justice. This report has not been published by the Department. Opinions or points of view expressed are those of the author(s) and do not necessarily reflect the official position or policies of the U.S. Department of Justice.

**101100061**

The respondent reported CCE2 victimizations by 15 perpetrators, but stopped the interview before providing perpetrator initials.

**101255041**

The respondent reported CCE2 victimizations by 10 perpetrators, but stopped the interview before providing perpetrator initials.

**103084722**

The respondent reported CCE8 victimizations by six perpetrators, but only provided initials for one perpetrator. The respondent then stopped the interview.

**103321401**

The respondent reported CCE3 victimizations by five perpetrators, but stopped the interview before providing perpetrator initials.

**104745211**

The respondent reported CCE11 victimizations by five perpetrators, but stopped the interview before providing perpetrator initials.

**102228871**

The respondent reported CCE3 victimizations by eight perpetrators, but only provided initials for four perpetrators. The respondent then stopped the interview.

**103705332**

The respondent reported CCE13 victimizations by four perpetrators, but stopped the interview before providing perpetrator initials.

**103072532**

The respondent reported CCE2 victimizations by three perpetrators, but only provided initials for one perpetrator. The respondent then stopped the interview.

**102371621**

The respondent reported CCE3 victimizations by two perpetrators, but stopped the interview before providing perpetrator initials.

**103253481**

The respondent reported CCE3 victimizations by two perpetrators, but stopped the interview before providing perpetrator initials.

**104050681**

The respondent reported CCE3 victimizations by two perpetrators, but stopped the interview before providing perpetrator initials.

**104528421**

The respondent reported CCE4 victimizations by two perpetrators, but stopped the interview before providing perpetrator initials.

This document is a research report submitted to the U.S. Department of Justice. This report has not been published by the Department. Opinions or points of view expressed are those of the author(s) and do not necessarily reflect the official position or policies of the U.S. Department of Justice.

**101141031**

The respondent reported CCE2 victimizations by one perpetrator, but stopped the interview before providing perpetrator initials.

**102414201**

The respondent reported CCE2 victimizations by one perpetrator, but stopped the interview before providing perpetrator initials.

**101047311**

The respondent reported CCE3 victimizations by two perpetrators, but only provided initials for one perpetrator. The respondent then stopped the interview.

**101124771**

The respondent reported CCE5 victimizations by one perpetrator, but stopped the interview before providing perpetrator initials.

**101179491**

The respondent reported CCE4 victimizations by one perpetrator, but stopped the interview before providing perpetrator initials.

**101267691**

The respondent reported CCE3 victimizations by one perpetrator, but stopped the interview before providing perpetrator initials.

**102152031**

The respondent reported CCE3 victimizations by one perpetrator, but stopped the interview before providing perpetrator initials.

**102191791**

The respondent reported CCE3 victimizations by one perpetrator, but stopped the interview before providing perpetrator initials.

**102474271**

The respondent reported CCE3 victimizations by one perpetrator, but stopped the interview before providing perpetrator initials.

**102490151**

The respondent reported CCE4 victimizations by one perpetrator, but stopped the interview before providing perpetrator initials.

**103401631**

The respondent reported CCE6 victimizations by two perpetrators, but only provided initials for one perpetrator. The respondent then stopped the interview.

**103571881**

The respondent reported CCE9 victimizations by one perpetrator, but stopped the interview before providing perpetrator initials.

This document is a research report submitted to the U.S. Department of Justice. This report has not been published by the Department. Opinions or points of view expressed are those of the author(s) and do not necessarily reflect the official position or policies of the U.S. Department of Justice.

**103639282**

The respondent reported CCE11 victimizations by one perpetrator, but stopped the interview before providing perpetrator initials.

**103652462**

The respondent reported CCE11 victimizations by one perpetrator, but stopped the interview before providing perpetrator initials.

**103684932**

The respondent reported CCE11 victimizations by one perpetrator, but stopped the interview before providing perpetrator initials.

**103689592**

The respondent reported CCE12 victimizations by one perpetrator, but stopped the interview before providing perpetrator initials.

**103725882**

The respondent reported CCE12 victimizations by six perpetrators, but only provided initials for five perpetrators. The respondent then stopped the interview.

**101151321**

The respondent reported CCE4 victimizations in the past three years but did not provide perpetrator initials.

**(2) The following two respondents provided more perpetrator initials than expected.**

**101136451**

The respondent reported CCE6 victimizations by two people (CCE6 = 2, CCE6I1 = 1, and CCE6I2 = 2). A third perpetrator was identified in CCE6A1. Only two perpetrators are included in CC6N99 and only CCE6B1 and CCE6B2 have valid values.

**101120651**

The respondent reported CCE14 victimizations by one person. The respondent then provided four sets of initials in CCE14A* (CCE14A1 to CCE14A4). Only one set of initials is found in CCE14L* (CCE14L1) and only one answer is provided in the CCE14B* questions.

**(3) The following two respondents provided duplicate perpetrator initials.**

**102652711**

The respondent provided a new initial in CCE3A3 which had already been provided in CCE3A1.

**103709011**

The respondent provided a new initial in CCE4A2 which had already been provided in PA1A1.

This document is a research report submitted to the U.S. Department of Justice. This report has not been published by the Department. Opinions or points of view expressed are those of the author(s) and do not necessarily reflect the official position or policies of the U.S. Department of Justice.

**(4) The following three respondents provided perpetrator identifiers that were out of range.**

**102374211**

The respondent reported PA victimizations by one perpetrator, and their initials were collected. The respondent also reported CCE victimizations (CCE2 = 1, CCE7 = 1, CCE8 = 1, CCE9 = 1, CCE10 = 1, CCE12 = 1, and CCE14 = 1). CCE2, CCE10, CCE11, CCE12, and CCE14 victimizations were by the first perpetrator. CCE7, CCE8, and CCE9 were by the second perpetrator, but there is no second perpetrator.

**102072471**

The respondent reported CCE1 victimizations by five people. Five initials were collected (there were no PA victimizations reported). The respondent then reported CCE3 and CCE7 victimizations by two people (the third and the sixth previously identified perpetrators) – but there is no sixth previously identified perpetrator. The respondent also reported CCE7 victimizations by this sixth perpetrator in the past three years and in the past year.

**103550352**

The respondent reported CCE2 victimizations by one perpetrator – the third previously identified perpetrator. However, only two perpetrators were previously identified.

This document is a research report submitted to the U.S. Department of Justice. This report has not been published by the Department. Opinions or points of view expressed are those of the author(s) and do not necessarily reflect the official position or policies of the U.S. Department of Justice.

# DOCUMENTATION FOR ANALYSIS OF VIOLENCE AGAINST AMERICAN INDIAN AND ALASKA NATIVE WOMEN AND MEN: 2010 FINDINGS FROM THE NATIONAL INTIMATE PARTNER AND SEXUAL VIOLENCE SURVEY (NISVS) BY THE NATIONAL INSTITUTE OF JUSTICE

## CHAPTER 7
## PHYSICAL VIOLENCE

The physical violence (PV) section of the National Intimate Partner and Sexual Violence Survey (NISVS) includes 12 questions:

How many of your romantic or sexual partners have ever…

- PV1 Made threats to physically harm you?
- PV2 Slapped you?
- PV3 Pushed or shoved you?
- PV4 Hit you with a fist or something hard?
- PV5 Kicked you?
- PV6 Hurt you by pulling your hair?
- PV7 Slammed you against something?
- PV8 Forced you to engage in sexual activity?
- PV9 Tried to hurt you by choking or suffocating you?
- PV10 Beaten you?
- PV11 Burned you on purpose?
- PV12 Used a knife or gun on you?

### A. DATA MERGE

Data for the physical violence sections from the 2010 NISVS general population sample and the 2010 AIAN oversample were combined. Cases were selected if the respondent had completed the psychological aggression section. Variables were renamed. New variable and value labels were created.

Data & Files in the "MERGE PV DATA" folder:

| | | | |
|---|---|---|---|
| CREATE PV FILES | 9/24/2012 11:53 AM | PASW Statistics Syntax File | 117 KB |
| FINAL PV | 9/24/2012 11:51 AM | PASW Statistics Data Document | 56,093 KB |
| PV AIAN | 9/24/2012 11:28 AM | PASW Statistics Data Document | 7,451 KB |
| PV GENPOP | 9/24/2012 11:02 AM | PASW Statistics Data Document | 50,898 KB |

The "FINAL PV.SAV" data file includes 21,378 observations and 1,876 variables. It was then copied to the "PV" folder.

This document is a research report submitted to the U.S. Department of Justice. This report has not been published by the Department. Opinions or points of view expressed are those of the author(s) and do not necessarily reflect the official position or policies of the U.S. Department of Justice.

## B. DATA CHECKS

Data checks were performed to identify problem cases (cases with accuracy, consistency, or integrity issues). The following data checks were performed (# = 1 to 12, * = 1 to 15):

(1) The number of initials in PV#L1 to PV#L15 equals PV#N99
(2) The number of initials in PV#1T1 to PV#T15 equals PV#N33
(3) The number of initials in PV#Y1 to PV#Y15 equals PV#N12
(4) Each initial in PV#L* has a value in PV#B*, and each value in PV#B* has an initial in PV#L*
(5) A value for PV#C always exists when PV# > 0, and exists only when PV# > 0 (for Q1&Q2)
(6) A value for PV#D1 always exists when PV#C = 1, and exists only when PV#C = 1 (for Q1&Q2)
(7) Each value in PV#D* has a value in PV#E*, and each value in PV#E* has a value in PV#D* (for Q1&Q2)
(8) A value for PV#F always exists when PV#C = 1, and exists only when PV#C = 1 (for Q1&Q2)
(9) A value for PV#F always exists when PV# > 0, and exists only when PV# > 0 (for Q3&Q4)
(10) A value for PV#G1 always exists when PV#F = 1, and exists only when PV#F = 1
(11) Each value in PV#G* has a value in PV#H*, and each value in PV#H* has a value in PV#G*
(12) The number of perpetrators in PV# equals PV#N99
(13) PV#N36 is between 1 and 15 when C = 1, and only when C = 1
(14) PV#N12 is between 1 and 15 when F = 1, and only when F = 1
(15) There are no duplicate initials in PV#A* and the new initials in PV#A* were not included in the PA or CCE sections
(16) PV1L* includes the initials from PA and CCE which are identified in PV1I*
(17) PV2L* includes the initials from PA, CCE, and PV1A* which are identified in PV2I*
(18) PV3L* includes the initials from PA, CCE, PV1A*, and PV2A* which are identified in PV3I*
(19) PV4L* includes the initials from PA, CCE, PV1A*, PV2A*, and PV3A* which are identified in PV4I*
(20) PV5L* includes the initials from PA, CCE, PV1A*, PV2A*, PV3A*, and PV4A* which are identified in PV5I*
(21) PV6L* includes the initials from PA, CCE, PV1A*, PV2A*, PV3A*, PV4A*, and PV5A* which are identified in PV6I*
(22) PV7L* includes the initials from PA, CCE, PV1A*, PV2A*, PV3A*, PV4A*, PV5A*, and PV6A* which are identified in PV7I*
(23) PV8L* includes the initials from PA, CCE, PV1A*, PV2A*, PV3A*, PV4A*, PV5A*, PV6A*, and PV7A* which are identified in PV8I*
(24) PV9L* includes the initials from PA, CCE, PV1A*, PV2A*, PV3A*, PV4A*, PV5A*, PV6A*, PV7A*, and PV8A* which are identified in PV9I*
(25) PV10L* includes the initials from PA, CCE, PV1A*, PV2A*, PV3A*, PV4A*, PV5A*, PV6A*, PV7A*, PV8A*, and PV9A* which are identified in PV10I*
(26) PV11L* includes the initials from PA, CCE, PV1A*, PV2A*, PV3A*, PV4A*, PV5A*, PV6A*, PV7A*, PV8A*, PV9A*, and PV10A* which are identified in PV11I*
(27) PV12L* includes the initials from PA, CCE, PV1A*, PV2A*, PV3A*, PV4A*, PV5A*, PV6A*, PV7A*, PV8A*, PV9A*, PV10A*, and PV11A* which are identified in PV12I*
(28) PV1L* also includes the new initials from PV1A*, and no others
(29) PV2L* also includes the new initials from PV2A*, and no others
(30) PV3L* also includes the new initials from PV3A*, and no others
(31) PV4L* also includes the new initials from PV4A*, and no others
(32) PV5L* also includes the new initials from PV5A*, and no others
(33) PV6L* also includes the new initials from PV6A*, and no others

This document is a research report submitted to the U.S. Department of Justice. This report has not been published by the Department. Opinions or points of view expressed are those of the author(s) and do not necessarily reflect the official position or policies of the U.S. Department of Justice.

(34) PV7L* also includes the new initials from PV7A*, and no others
(35) PV8L* also includes the new initials from PV8A*, and no others
(36) PV9L* also includes the new initials from PV9A*, and no others
(37) PV10L* also includes the new initials from PV10A*, and no others
(38) PV11L* also includes the new initials from PV11A*, and no others
(39) PV12L* also includes the new initials from PV12A*, and no others
(40) The initials in PV1L* identified by PV1D* are found in PV1T* (Q1&Q2)
(41) The initials in PV2L* identified by PV2D* are found in PV2T* (Q1&Q2)
(42) The initials in PV3L* identified by PV3D* are found in PV3T* (Q1&Q2)
(43) The initials in PV4L* identified by PV4D* are found in PV4T* (Q1&Q2)
(44) The initials in PV5L* identified by PV5D* are found in PV5T* (Q1&Q2)
(45) The initials in PV6L* identified by PV6D* are found in PV6T* (Q1&Q2)
(46) The initials in PV7L* identified by PV7D* are found in PV7T* (Q1&Q2)
(47) The initials in PV8L* identified by PV8D* are found in PV8T* (Q1&Q2)
(48) The initials in PV9L* identified by PV9D* are found in PV9T* (Q1&Q2)
(49) The initials in PV10L* identified by PV10D* are found in PV10T* (Q1&Q2)
(50) The initials in PV11L* identified by PV11D* are found in PV11T* (Q1&Q2)
(51) The initials in PV12L* identified by PV12D* are found in PV12T* (Q1&Q2)
(52) The initials in PV1T* identified by PV1G* are found in PV1Y* (Q1&Q2)
(53) The initials in PV2T* identified by PV2G* are found in PV2Y* (Q1&Q2)
(54) The initials in PV3T* identified by PV3G* are found in PV3Y* (Q1&Q2)
(55) The initials in PV4T* identified by PV4G* are found in PV4Y* (Q1&Q2)
(56) The initials in PV5T* identified by PV5G* are found in PV5Y* (Q1&Q2)
(57) The initials in PV6T* identified by PV6G* are found in PV6Y* (Q1&Q2)
(58) The initials in PV7T* identified by PV7G* are found in PV7Y* (Q1&Q2)
(59) The initials in PV8T* identified by PV8G* are found in PV8Y* (Q1&Q2)
(60) The initials in PV9T* identified by PV9G* are found in PV9Y* (Q1&Q2)
(61) The initials in PV10T* identified by PV10G* are found in PV10Y* (Q1&Q2)
(62) The initials in PV11T* identified by PV11G* are found in PV11Y* (Q1&Q2)
(63) The initials in PV12T* identified by PV12G* are found in PV12Y* (Q1&Q2)
(64) The initials in PV1L* identified by PV1G* are found in PV1Y* (Q3&Q4)
(65) The initials in PV2L* identified by PV2G* are found in PV2Y* (Q3&Q4)
(66) The initials in PV3L* identified by PV3G* are found in PV3Y* (Q3&Q4)
(67) The initials in PV4L* identified by PV4G* are found in PV4Y* (Q3&Q4)
(68) The initials in PV5L* identified by PV5G* are found in PV5Y* (Q3&Q4)
(69) The initials in PV6L* identified by PV6G* are found in PV6Y* (Q3&Q4)
(70) The initials in PV7L* identified by PV7G* are found in PV7Y* (Q3&Q4)
(71) The initials in PV8L* identified by PV8G* are found in PV8Y* (Q3&Q4)
(72) The initials in PV9L* identified by PV9G* are found in PV9Y* (Q3&Q4)
(73) The initials in PV10L* identified by PV10G* are found in PV10Y* (Q3&Q4)
(74) The initials in PV11L* identified by PV11G* are found in PV11Y* (Q3&Q4)
(75) The initials in PV12L* identified by PV12G* are found in PV12Y* (Q3&Q4)
(76) Data values for PV# are in valid range (-3 to 15)
(77) Data values for PV# are not missing
(78) Data values for PV#N99, PV#N36, and PV#N12 are in valid range (-3 to 15)
(79) Data values for PV#B*, PV#E*, and PV#H* are in valid range (-3 to 4)
(80) Data values for PV#C and PV#F are in valid range (-3 to 2)
(81) Data values for PV#I* are in valid range (-3 to number of previous initials)

This document is a research report submitted to the U.S. Department of Justice. This report has not been published by the Department. Opinions or points of view expressed are those of the author(s) and do not necessarily reflect the official position or policies of the U.S. Department of Justice.

(82) Data values for PV#D* and PV#G* are in valid range (-3 to 4)
(83) When PV# < 0 or missing, there are no data in the subsequent PV# variables
(84) When PV#C < 0 or missing, there are no data in the subsequent PV# variables (for Q1&Q2)
(85) When PV#F < 0 or missing, there are no data in the subsequent PV# variables
(86) PV#C, PV#D*, PV#T*, and PV#E* have no values in Q3 or Q4

Data & Files in the "PV DATA CHECK" folder:

| | | | |
|---|---|---|---|
| PV DATA CHECKS | 9/24/2012 4:20 PM | PASW Statistics Syntax File | 90 KB |

## C. DATA PROBLEMS

Twenty six problems were identified in the previous data checks. The data checks uncovered four general types of problems:

(1) Some respondents provided fewer initials than expected based on their answers to the PV questions. Problems were identified for respondents 101295621, 102588941, 103506042, 103539131, 103466791, 103296621, 103531882, 103614031, 101007991, 101053081, 101156201, 102199331, 102405751, 104703641, 103406961, 104326571, 103660412, 103671122, 103094772, 103716702, and 103108112.

(2) Some respondents provided more initials than expected based on their answers to the PV questions. Problems were identified for respondents 101161751 and 102501641.

(3) Some respondents provided perpetrator identifiers that were out of range. Problems were identified for respondents 103518121 and 103545682.

(4) Perpetrator initials for one respondent appear to be incorrectly linked. Problems were identified for respondent 101130321.

More specific details on each problem case are provided below.

**(1) The following 21 respondents provided fewer initials than expected.**

**101295621**

The respondent reported PV2 victimizations by two perpetrators and provided initials for both perpetrators. The respondent reported PV2 victimizations in the past three years (PV2C = 1), but no perpetrator identifiers are available (PV2D1 = -1, PV2D2 to PV2D15 are system missing). Past three year frequencies (PV3E*) are also system missing, and the number of past three year perpetrators is zero (PV2N36 = 0).

**102588941**

The respondent reported PV1 victimizations by five perpetrators, but stopped the interview before providing perpetrator initials.

This document is a research report submitted to the U.S. Department of Justice. This report has not been published by the Department. Opinions or points of view expressed are those of the author(s) and do not necessarily reflect the official position or policies of the U.S. Department of Justice.

**103506042**

The respondent reported PV1 victimizations by one perpetrator, but stopped the interview before providing perpetrator initials.

**103539131**

The respondent reported PV1 victimizations by two perpetrators, provided the first perpetrator's initials, but then stopped the interview before providing the second perpetrator's initials.

**103466791**

The respondent reported PV2 victimizations by four perpetrators, but stopped the interview before providing perpetrator initials.

**103296621**

The respondent reported PV2 victimizations by 15 perpetrators, provided the first and second perpetrators' initials, but then stopped the interview before providing the other perpetrators' initials.

**103531882**

The respondent reported PV2 victimizations by four perpetrators, but stopped the interview before providing perpetrator initials.

**103614031**

The respondent reported PV2 victimizations by one perpetrator, but stopped the interview before providing perpetrator initials.

**101007991**

The respondent reported PV3 victimizations by one perpetrator, but stopped the interview before providing perpetrator initials.

**101053081**

The respondent reported PV3 victimizations by two perpetrators, but stopped the interview before providing perpetrator initials.

**101156201**

The respondent reported PV3 victimizations by one perpetrator, but stopped the interview before providing perpetrator initials.

**102199331**

The respondent reported PV3 victimizations by one perpetrator, but stopped the interview before providing perpetrator initials.

**102405751**

The respondent reported PV3 victimizations by one perpetrator, but stopped the interview before providing perpetrator initials.

**104703641**

The respondent reported PV4 victimizations by five perpetrators, but stopped the interview before providing perpetrator initials.

This document is a research report submitted to the U.S. Department of Justice. This report has not been published by the Department. Opinions or points of view expressed are those of the author(s) and do not necessarily reflect the official position or policies of the U.S. Department of Justice.

**103406961**

The respondent reported PV7 victimizations by one perpetrator, but stopped the interview before providing perpetrator initials.

**104326571**

The respondent reported PV8 victimizations by two perpetrators, but stopped the interview before providing perpetrator initials.

**103660412**

The respondent reported PV10 victimizations by one perpetrator, but stopped the interview before providing perpetrator initials.

**103671122**

The respondent reported PV10 victimizations by one perpetrator, but stopped the interview before providing perpetrator initials.

**103094772**

The respondent reported PV10 victimizations by two perpetrators, but stopped the interview before providing perpetrator initials.

**103716702**

The respondent reported PV2 victimizations in the past year but did not provide perpetrator initials.

**103108112**

The respondent reported PV4 victimizations in the past year but did not provide perpetrator initials.

**(2) The following two respondents provided more perpetrator initials than expected.**

**101161751**

The respondent reported PV2 victimizations by one perpetrator. Data are found in both PV2I1 and PV2A1 (for one previously identified perpetrator and one new perpetrator). As a result, the number of initials (PV2I1 and PV2A1) exceeds the number of perpetrators (PV2 = 1).

**102501641**

The respondent reported PV8 victimizations by two perpetrators. Data are found in PV8I1, PV8A1, and PV8A2 (for one previously identified perpetrator and two new perpetrators). As a result, the number of initials exceeds the number of perpetrators (PV8 = 2).

**(3) The following two respondents provided perpetrator identifiers that were out of range.**

**103518121**

The respondent reported PV3 victimizations by two perpetrators (#10 and #11, PV3I1 = 10 and PV3I2 = 11), but there is no 11$^{th}$ perpetrator. Similarly, the respondent reported PV4 victimizations by two perpetrators (#10 and #11, PV4I1 = 10 and PV4I2 = 11), but there is no 11$^{th}$ perpetrator.

This document is a research report submitted to the U.S. Department of Justice. This report has not been published by the Department. Opinions or points of view expressed are those of the author(s) and do not necessarily reflect the official position or policies of the U.S. Department of Justice.

**103545682**

The respondent reported PV1 victimizations by two perpetrators (#1 and #2, PV1I1 = 1 and PV1I2 = 2), PV2 victimizations by two perpetrators (#1 and #2, PV2I1 = 1 and PV2I2 = 2), PV3 victimizations by two perpetrators (#1 and #2, PV3I1 = 1 and PV3I2 = 2), PV4 victimizations by two perpetrators (#1 and #2, PV4I1 = 1 and PV4I2 = 2), PV5 victimizations by two perpetrators (#1 and #2, PV5I1 = 1 and PV5I2 = 2), PV6 victimizations by one perpetrator (#1, PV6I1 = 1), PV7 victimizations by two perpetrators (#1 and #2, PV7I1 = 1 and PV7I2 = 2), PV8 victimizations by one perpetrator (#1, PV8I1 = 1), PV9 victimizations by one perpetrator (#1, PV9I1 = 1), PV10 victimizations by two perpetrators (#1 and #2, PV10I1 = 1 and PV10I2 = 2), and PV12 victimizations by two perpetrators (#1 and #2, PV12I1 = 1 and PV12I2 = 2). However, no initials were previously collected.

**(4) The perpetrator initials for the following respondent appear to be incorrectly linked.**

**101130321**

The respondent reported PV1 victimizations by six perpetrators. All six perpetrators were previously identified (PV1I1 = 1, PV1I2 = 3, PV1I3 = 5, PV1I4 = 7, PV1I5 = 2, and PV1I6 = 4). The perpetrator in PV1L4 is the eighth previously identified perpetrator, not the seventh.

This document is a research report submitted to the U.S. Department of Justice. This report has not been published by the Department. Opinions or points of view expressed are those of the author(s) and do not necessarily reflect the official position or policies of the U.S. Department of Justice.

# DOCUMENTATION FOR ANALYSIS OF VIOLENCE AGAINST AMERICAN INDIAN AND ALASKA NATIVE WOMEN AND MEN: 2010 FINDINGS FROM THE NATIONAL INTIMATE PARTNER AND SEXUAL VIOLENCE SURVEY (NISVS) BY THE NATIONAL INSTITUTE OF JUSTICE

## CHAPTER 8
## ELDER ABUSE: PSYCHOLOGICAL AGGRESSION

The elder abuse – psychological aggression (EPA) section of the National Intimate Partner and Sexual Violence Survey (NISVS) includes 5 questions:

During the past 12 months, how many people have…

- EPA1 Acted very angry towards you in a way that seemed dangerous?
- EPA2 Told you that you were a loser, a failure, or not good enough?
- EPA3 Called you names like ugly, fat, crazy, or stupid?
- EPA4 Insulted, humiliated, or made fun of you in front of others?
- EPA5 Told you that no one else would want you?

### A. DATA MERGE

Data for the elder abuse – psychological aggression sections from the 2010 NISVS general population sample and the 2010 AIAN oversample were combined. Cases were selected if the respondent had completed the psychological aggression section. Variables were renamed. New variable and value labels were created.

Data & Files in the "MERGE EPA DATA" folder:

| | | | |
|---|---|---|---|
| CREATE EPA FILES | 9/26/2012 3:02 PM | PASW Statistics Syntax File | 22 KB |
| EPA AIAN | 9/26/2012 11:24 AM | PASW Statistics Data Document | 1,990 KB |
| EPA GENPOP | 9/26/2012 11:23 AM | PASW Statistics Data Document | 9,730 KB |
| FINAL EPA | 9/26/2012 2:42 PM | PASW Statistics Data Document | 10,615 KB |

The "FINAL EPA.SAV" data file includes 21,378 observations and 300 variables. It was then copied to the "EPA" folder.

### B. DATA CHECKS

Data checks were performed to identify problem cases (cases with accuracy, consistency, or integrity issues). The following data checks were performed (# = 1 to 5, * = 1 to 15):

(1) The number of initials in EPA#Y1 to EPA#Y15 equals EPA#N12
(2) Each value in EPA#Y* has a value in EPA#H*, and each value in EPA#H* has a value in EPA#Y*
(3) The number of perpetrators in EPA# equals EPA#N12
(4) There are no duplicate initials in EPA#A*

This document is a research report submitted to the U.S. Department of Justice. This report has not been published by the Department. Opinions or points of view expressed are those of the author(s) and do not necessarily reflect the official position or policies of the U.S. Department of Justice.

(5) Initials in EPA#A* were not included in the PA, CCE, or PV sections.
(6) EPA2Y* includes the initials from EPA1Y* which are identified in EPA2I*
(7) EPA3Y* includes the initials from EPA1Y* and EPA2A*, which are identified in EPA3I*
(8) EPA4Y* includes the initials from EPA1Y*, EPA2A*, and EPA3A*, which are identified in EPA4I*
(9) EPA5Y* includes the initials from EPA1Y*, EPA2A*, EPA3A*, and EPA4A*, which are identified in EPA5I*
(10) The initials in EPA1A* are the same as those in EPA1Y*
(11) EPA2Y* also includes the new initials from EPA2A*, and no others
(12) EPA3Y* also includes the new initials from EPA3A*, and no others
(13) EPA4Y* also includes the new initials from EPA4A*, and no others
(14) EPA5Y* also includes the new initials from EPA5A*, and no others
(15) Data values for EPA# are in valid range (-3 to 15)
(16) Data values for EPA#N12 are in valid range (-3 to 15)
(17) Data values for EPA#H* are in valid range (-3 to 4)
(18) Data values for EPA2I*, EPA3I*, EPA4I*, and EPA5I* are in valid range (-3 to number of previous initials)
(19) When EPA# < 0 or missing, there are no data in the subsequent EPA# variables
(20) Data values for EPA# are missing when the respondent is less than 70 years old, and only when the respondent is less than 70 years old

Data & Files in the "EPA DATA CHECK" folder:

| | | | |
|---|---|---|---|
| EPA DATA CHECKS | 9/27/2012 5:18 PM | PASW Statistics Syntax File | 13 KB |

## C. DATA PROBLEMS

Eleven problems were identified in the previous data checks. The data checks uncovered two general types of problems:

(1) Some respondents provided fewer initials than expected based on their answers to the EPA questions. Problems were identified for respondents 103441871 and 103071322.

(2) Some respondents provided initials in the EPA section (for non-intimate partners) that had already been provided in the previous PA, CCE, and PV sections (for intimate partners). Problems were identified for respondents 101120071, 102262241, 102290271, 102591131, 103116612, 103335271, 103544801, 103689891, and 103726961.

More specific details on each problem case are provided below.

**(1) The following two respondents provided fewer initials than expected.**

**103441871**

The respondent reported EPA1 victimizations by two perpetrators, but stopped the interview before providing initials for these perpetrators.

This document is a research report submitted to the U.S. Department of Justice. This report has not been published by the Department. Opinions or points of view expressed are those of the author(s) and do not necessarily reflect the official position or policies of the U.S. Department of Justice.

**103071322**

The respondent reported EPA1 victimizations by one perpetrator, but stopped the interview before providing this perpetrator's initials.

**(2) The following nine respondents provided initials in the EPA section (for non-intimate partners) that had already been provided in the previous PA, CCE, and PV sections (for intimate partners).**

**101120071**

The respondent identified two perpetrators for EPA2. The second new perpetrator (in EPA2A2 and EPA2Y2) was already identified in CCE3.

**102262241**

The respondent identified eight perpetrators for EPA1. The second new perpetrator (in EPA1A2 and EPA1Y2) and the eighth new perpetrator (in EPA1A8 and EPA1Y8) were already identified (in PA1 and PA2, respectively).

**102290271**

The respondent identified one new perpetrator for EPA1. This perpetrator (in EPA1A1 and EPA1Y1 was already identified in PA2.

**102591131**

The respondent identified one new perpetrator for EPA2. This perpetrator (in EPA2A1 and EPA2Y1) was already identified in PA3.

**103116612**

The respondent identified six perpetrators for EPA3. The first new perpetrator (in EPA3A1 and EPA3Y2) was already identified in PA1.

**103335271**

The respondent identified two perpetrators for EPA1. The first new perpetrator (in EPA1A1 and EPA1Y1) was already identified in PA4.

**103544801**

The respondent identified one new perpetrator for EPA2. This perpetrator (in EPA2A1 and EPA2Y1) was already identified in PA2.

**103689891**

The respondent identified one new perpetrator for EPA1. This perpetrator (in EPA1A1 and EPA1Y1) was already identified in CCE1.

**103726961**

The respondent identified one new perpetrator for EPA2. This perpetrator (in EPA2A1 and EPA2Y1) was already identified in PA4.

This document is a research report submitted to the U.S. Department of Justice. This report has not been published by the Department. Opinions or points of view expressed are those of the author(s) and do not necessarily reflect the official position or policies of the U.S. Department of Justice.

# DOCUMENTATION FOR ANALYSIS OF VIOLENCE AGAINST AMERICAN INDIAN AND ALASKA NATIVE WOMEN AND MEN: 2010 FINDINGS FROM THE NATIONAL INTIMATE PARTNER AND SEXUAL VIOLENCE SURVEY (NISVS) BY THE NATIONAL INSTITUTE OF JUSTICE

## CHAPTER 9
## ELDER ABUSE: COERCIVE CONTROL AND ENTRAPMENT

The elder abuse – coercive control and entrapment (ECCE) section of the National Intimate Partner and Sexual Violence Survey (NISVS) includes 11 questions:

During the past 12 months, how many people have…

- ECCE1 Tried to keep you from seeing or talking to your family or friends?
- ECCE2 Made decisions for you that should have been yours to make, such as the clothes you wear, things you eat, or the friends you have?
- ECCE3 Kept track of you by demanding to know where you were and what you were doing?
- ECCE4 Threatened to hurt him or herself or commit suicide when he or she was upset with you?
- ECCE5 Threatened to hurt a pet or threatened to take a pet away from you?
- ECCE6 Threatened to hurt someone you love?
- ECCE7 Hurt someone you love?
- ECCE8 Threatened to keep you from seeing your children or grandchildren?
- ECCE9 Kept you from leaving the house when you wanted to go?
- ECCE10 Kept you from having money for your own use?
- ECCE11 Destroyed something that belonged to you?

### A. DATA MERGE

Data for the elder abuse – coercive control and entrapment sections from the 2010 NISVS general population sample and the 2010 AIAN oversample were combined. Cases were selected if the respondent had completed the psychological aggression section. Variables were renamed. New variable and value labels were created.

Data & Files in the "MERGE ECCE DATA" folder:

| | | | |
|---|---|---|---|
| CREATE ECCE FILES | 9/27/2012 1:47 PM | PASW Statistics Syntax File | 50 KB |
| ECCE AIAN | 9/27/2012 1:46 PM | PASW Statistics Data Document | 4,361 KB |
| ECCE GENPOP | 9/27/2012 1:45 PM | PASW Statistics Data Document | 21,251 KB |
| FINAL ECCE | 9/27/2012 1:47 PM | PASW Statistics Data Document | 22,920 KB |

The "FINAL ECCE.SAV" data file includes 21,378 observations and 687 variables. It was then copied to the "ECCE" folder.

This document is a research report submitted to the U.S. Department of Justice. This report has not been published by the Department. Opinions or points of view expressed are those of the author(s) and do not necessarily reflect the official position or policies of the U.S. Department of Justice.

## B. DATA CHECKS

Data checks were performed to identify problem cases (cases with accuracy, consistency, or integrity issues). The following data checks were performed (# = 1 to 11, * = 1 to 15):

(1) The number of initials in ECCE#Y1 to ECCE#Y15 equals ECCE#N12
(2) Each value in ECCE#Y* has a value in ECCE#H*, and each value in ECCE#H* has a value in ECCE#Y*
(3) The number of perpetrators in ECCE# equals ECCE#N12
(4) There are no duplicate initials in ECCE#A*, and ECCE#A* initials were not included in the EPA section
(5) The new initials in ECCE#A*were not included in the PA, CCE, or PV sections
(6) ECCE1Y* includes the initials from EPA which are identified in ECCE1I*
(7) ECCE2Y* includes the initials from EPA and ECCE1A* which are identified in ECCE2I*
(8) ECCE3Y* includes the initials from EPA, ECCE1A*, and ECCE2A* which are identified in ECCE3I*
(9) ECCE4Y* includes the initials from EPA, ECCE1A*, ECCE2A*, and ECCE3A* which are identified in ECCE4I*
(10) ECCE5Y* includes the initials from EPA, ECCE1A*, ECCE2A*, ECCE3A*, and ECCE4A* which are identified in ECCE5I*
(11) ECCE6Y* includes the initials from EPA, ECCE1A*, ECCE2A*, ECCE3A*, ECCE4A*, and ECCE5A* which are identified in ECCE6I*
(12) ECCE7Y* includes the initials from EPA, ECCE1A*, ECCE2A*, ECCE3A*, ECCE4A*, ECCE5A*, and ECCE6A* which are identified in ECCE7I*
(13) ECCE8Y* includes the initials from EPA, ECCE1A*, ECCE2A*, ECCE3A*, ECCE4A*, ECCE5A*, ECCE6A*, and ECCE7A* which are identified in ECCE8I*
(14) ECCE9Y* includes the initials from EPA, ECCE1A*, ECCE2A*, ECCE3A*, ECCE4A*, ECCE5A*, ECCE6A*, ECCE7A*, and ECCE8A* which are identified in ECCE9I*
(15) ECCE10Y* includes the initials from EPA, ECCE1A*, ECCE2A*, ECCE3A*, ECCE4A*, ECCE5A*, ECCE6A*, ECCE7A*, ECCE8A*, and ECCE9A* which are identified in ECCE10I*
(16) ECCE11Y* includes the initials from EPA, ECCE1A*, ECCE2A*, ECCE3A*, ECCE4A*, ECCE5A*, ECCE6A*, ECCE7A*, ECCE8A*, ECCE9A*, and ECCE10A* which are identified in ECCE11I*
(17) ECCE1Y* also includes the new initials from ECCE1A*, and no others
(18) ECCE2Y* also includes the new initials from ECCE2A*, and no others
(19) ECCE3Y* also includes the new initials from ECCE3A*, and no others
(20) ECCE4Y* also includes the new initials from ECCE4A*, and no others
(21) ECCE5Y* also includes the new initials from ECCE5A*, and no others
(22) ECCE6Y* also includes the new initials from ECCE6A*, and no others
(23) ECCE7Y* also includes the new initials from ECCE7A*, and no others
(24) ECCE8Y* also includes the new initials from ECCE8A*, and no others
(25) ECCE9Y* also includes the new initials from ECCE9A*, and no others
(26) ECCE10Y* also includes the new initials from ECCE10A*, and no others
(27) ECCE11Y* also includes the new initials from ECCE11A*, and no others
(28) Data values for ECCE# are in valid range (-3 to 15)
(29) Data values for ECCE#N12 are in valid range (-3 to 15)
(30) Data values for ECCE#H* are in valid range (-3 to 4)
(31) Data values for ECCE#I* are in valid range (-3 to number of previous initials)
(32) When ECCE# < 0 or missing, there are no data in the subsequent ECCE# variables

This document is a research report submitted to the U.S. Department of Justice. This report has not been published by the Department. Opinions or points of view expressed are those of the author(s) and do not necessarily reflect the official position or policies of the U.S. Department of Justice.

(33) Data values for ECCE# are missing when the respondent is less than 70 years old, and only when the respondent is less than 70 years old

Data & Files in the "ECCE DATA CHECK" folder:

| | | | |
|---|---|---|---|
| ECCE DATA CHECKS | 9/28/2012 10:36 AM | PASW Statistics Syntax File | 26 KB |

## C. DATA PROBLEMS

Sixteen problems were identified in the previous data checks. The data checks uncovered two general types of problems:

(A) One respondent provided fewer initials than expected based on the answers to the ECCE questions. Problems were identified for respondent 103681182.

(B) Fifteen respondents provided initials in the EPA section (for non-intimate partners) that had already been provided in the previous PA, CCE, and PV sections (for intimate partners). Problems were identified for respondents 101039381, 101266211, 101349571, 102081491, 102130291, 102524441, 102538861, 102592291, 102607391, 103027101, 103057641, 103369231, 103417781, 103731861, and 104156741.

More specific details on each problem case are provided below.

**(1) The following respondent provided fewer initials than expected.**

**103681182**

The respondent reported ECCE3 victimizations by four perpetrators, but stopped the interview before providing perpetrator initials.

**(2) The following 15 respondents provided initials in the ECCE section (for non-intimate partners) that had already been provided in the previous PA, CCE, and PV sections (for intimate partners).**

**101039381**

The respondent identified one new perpetrator for ECCE1. This perpetrator (in ECCE1A1 and ECCE1Y1) was already identified in CCE1.

**101266211**

The respondent identified one new perpetrator for ECCE3. This perpetrator (in ECCE3A1 and ECCE3Y1) was already identified in CCE2.

**101349571**

The respondent identified one new perpetrator for ECCE3. This perpetrator (in ECCE3A1 and ECCE3Y1) was already identified in PV5.

**102081491**

The respondent identified one new perpetrator for ECCE1. This perpetrator (in ECCE1A1 and ECCE1Y1) was already identified in CCE1.

This document is a research report submitted to the U.S. Department of Justice. This report has not been published by the Department. Opinions or points of view expressed are those of the author(s) and do not necessarily reflect the official position or policies of the U.S. Department of Justice.

**102130291**

The respondent identified one new perpetrator for ECCE7. This perpetrator (in ECCE7A1 and ECCE7Y1) was already identified in PV2.

**102524441**

The respondent identified five perpetrators for ECCE3. The first new perpetrator (in ECCE3A1 and ECCE3Y3) was already identified in CCE10.

**102538861**

The respondent identified one new perpetrator for ECCE3. This perpetrator (in ECCE3A1 and ECCE3Y1) was already identified in CCE2.

**102592291**

The respondent identified one new perpetrator for ECCE3. This perpetrator (in ECCE3A1 and ECCE3Y1) was already identified in CCE3.

**102607391**

The respondent identified two perpetrators for ECCE6. The first new perpetrator (in ECCE6A1 and ECCE6Y2) was already identified in PA1.

**103027101**

The respondent identified three perpetrators for ECCE7. The second new perpetrator (in ECCE7A2 and ECCE7Y2) was already identified in PA4.

**103057641**

The respondent identified three perpetrators for ECCE3. The third new perpetrator (in ECCE3A3 and ECCE3Y3) was already identified in CCE10.

**103369231**

The respondent identified one new perpetrator for ECCE7. This new perpetrator (in ECCE7A1 and ECCE7Y1) was already identified in PA1.

**103417781**

The respondent identified one new perpetrator for ECCE2. This new perpetrator (in ECCE2A1 and ECCE2Y1) was already identified in CCE2.

**103731861**

The respondent identified one new perpetrator for ECCE2. This new perpetrator (in ECCE2A1 and ECCE2Y1) was already identified in CCE2.

**104156741**

The respondent identified one new perpetrator for ECCE8. This new perpetrator (in ECCE8A1 and ECCE8Y1) was already identified in CCE2.

This document is a research report submitted to the U.S. Department of Justice. This report has not been published by the Department. Opinions or points of view expressed are those of the author(s) and do not necessarily reflect the official position or policies of the U.S. Department of Justice.

# DOCUMENTATION FOR ANALYSIS OF VIOLENCE AGAINST AMERICAN INDIAN AND ALASKA NATIVE WOMEN AND MEN: 2010 FINDINGS FROM THE NATIONAL INTIMATE PARTNER AND SEXUAL VIOLENCE SURVEY (NISVS) BY THE NATIONAL INSTITUTE OF JUSTICE

## CHAPTER 10
## ELDER ABUSE: PHYSICAL VIOLENCE

The elder abuse – physical violence (EPV) section of the National Intimate Partner and Sexual Violence Survey (NISVS) includes 12 questions:

During the past 12 months, how many people have…

- EPV1 Made threats to physically harm you?
- EPV2 Slapped you?
- EPV3 Pushed or shoved you?
- EPV4 Hit you with a fist or something hard?
- EPV5 Kicked you?
- EPV6 Hurt you by pulling your hair?
- EPV7 Slammed you against something?
- EPV8 Forced you to engage in sexual activity?
- EPV9 Tried to hurt you by choking or suffocating you?
- EPV10 Beaten you?
- EPV11 Burned you on purpose?
- EPV12 Used a knife or gun on you?

### A. DATA MERGE

Data for the elder abuse – physical violence sections from the 2010 NISVS general population sample and the 2010 AIAN oversample were combined. Cases were selected if the respondent had completed the psychological aggression section. Variables were renamed. New variable and value labels were created.

Data & Files in the "MERGE EPV DATA" folder:

| | | | |
|---|---|---|---|
| CREATE EPV FILES | 9/27/2012 1:53 PM | PASW Statistics Syntax File | 52 KB |
| EPV AIAN | 9/27/2012 1:51 PM | PASW Statistics Data Document | 4,743 KB |
| EPV GENPOP | 9/27/2012 1:50 PM | PASW Statistics Data Document | 23,129 KB |
| FINAL EPV | 9/27/2012 1:53 PM | PASW Statistics Data Document | 24,928 KB |

The "FINAL EPV.SAV" data file includes 21,378 observations and 749 variables. It was then copied to the "EPV" folder.

This document is a research report submitted to the U.S. Department of Justice. This report has not been published by the Department. Opinions or points of view expressed are those of the author(s) and do not necessarily reflect the official position or policies of the U.S. Department of Justice.

## B. DATA CHECKS

Data checks were performed to identify problem cases (cases with accuracy, consistency, or integrity issues). The following data checks were performed (# = 1 to 12, * = 1 to 15):

(1) The number of initials in EPV#Y1 to EPV#Y15 equals EPV#N12
(2) Each value in EPV#Y* has a value in EPV#H*, and each value in EPV#H* has a value in EPV#Y*
(3) The number of perpetrators in EPV# equals EPV#N12
(4) There are no duplicate initials in EPV#A*, and the initials in EPV#A* were not included in the EPA or ECCE sections
(5) The new initials in EPV#A*were not included in the PA, CCE, or PV sections
(6) EPV1Y* includes the initials from EPA and ECCE which are identified in EPV1I*
(7) EPV2Y* includes the initials from EPA, ECCE, and EPV1A* which are identified in EPV2I*
(8) EPV3Y* includes the initials from EPA, ECCE, EPV1A*, and EPV2A* which are identified in EPV3I*
(9) EPV4Y* includes the initials from EPA, ECCE, EPV1A*, EPV2A*, and EPV3A* which are identified in EPV4I*
(10) EPV5Y* includes the initials from EPA, ECCE, EPV1A*, EPV2A*, EPV3A*, and EPV4A* which are identified in EPV5I*
(11) EPV6Y* includes the initials from EPA, ECCE, EPV1A*, EPV2A*, EPV3A*, EPV4A*, and EPV5A* which are identified in EPV6I*
(12) EPV7Y* includes the initials from EPA, ECCE, EPV1A*, EPV2A*, EPV3A*, EPV4A*, EPV5A*, and EPV6A* which are identified in EPV7I*
(13) EPV8Y* includes the initials from EPA, ECCE, EPV1A*, EPV2A*, EPV3A*, EPV4A*, EPV5A*, EPV6A*, and EPV7A* which are identified in EPV8I*
(14) EPV9Y* includes the initials from EPA, ECCE, EPV1A*, EPV2A*, EPV3A*, EPV4A*, EPV5A*, EPV6A*, EPV7A*, and EPV8A* which are identified in EPV9I*
(15) EPV10Y* includes the initials from EPA, ECCE, EPV1A*, EPV2A*, EPV3A*, EPV4A*, EPV5A*, EPV6A*, EPV7A*, EPV8A*, and EPV9A* which are identified in EPV10I*
(16) EPV11Y* includes the initials from EPA, ECCE, EPV1A*, EPV2A*, EPV3A*, EPV4A*, EPV5A*, EPV6A*, EPV7A*, EPV8A*, EPV9A*, and EPV10A* which are identified in EPV11I*
(17) EPV12Y* includes the initials from EPA, ECCE, EPV1A*, EPV2A*, EPV3A*, EPV4A*, EPV5A*, EPV6A*, EPV7A*, EPV8A*, EPV9A*, EPV10A*, and EPV11A* which are identified in EPV12I*
(18) EPV1Y* also includes the new initials from EPV1A*, and no others
(19) EPV2Y* also includes the new initials from EPV2A*, and no others
(20) EPV3Y* also includes the new initials from EPV3A*, and no others
(21) EPV4Y* also includes the new initials from EPV4A*, and no others
(22) EPV5Y* also includes the new initials from EPV5A*, and no others
(23) EPV6Y* also includes the new initials from EPV6A*, and no others
(24) EPV7Y* also includes the new initials from EPV7A*, and no others
(25) EPV8Y* also includes the new initials from EPV8A*, and no others
(26) EPV9Y* also includes the new initials from EPV9A*, and no others
(27) EPV10Y* also includes the new initials from EPV10A*, and no others
(28) EPV11Y* also includes the new initials from EPV11A*, and no others
(29) EPV12Y* also includes the new initials from EPV12A*, and no others
(30) Data values for EPV# are in valid range (-3 to 15)
(31) Data values for EPV#N12 are in valid range (-3 to 15)
(32) Data values for EPV#H* are in valid range (-3 to 4)
(33) Data values for EPV#I* are in valid range (-3 to number of previous initials)

This document is a research report submitted to the U.S. Department of Justice. This report has not been published by the Department. Opinions or points of view expressed are those of the author(s) and do not necessarily reflect the official position or policies of the U.S. Department of Justice.

(34) When EPV# < 0 or missing, there are no data in the subsequent EPV# variables
(35) Data values for EPV# are missing when the respondent is less than 70 years old, and only when the respondent is less than 70 years old

Data & Files in the "EPV DATA CHECK" folder:

| | | | |
|---|---|---|---|
| EPV DATA CHECKS | 9/28/2012 10:44 AM | PASW Statistics Syntax File | 26 KB |

## C. DATA PROBLEMS

No problems were identified in the previous data checks.

This document is a research report submitted to the U.S. Department of Justice. This report has not been published by the Department. Opinions or points of view expressed are those of the author(s) and do not necessarily reflect the official position or policies of the U.S. Department of Justice.

# DOCUMENTATION FOR ANALYSIS OF VIOLENCE AGAINST AMERICAN INDIAN AND ALASKA NATIVE WOMEN AND MEN: 2010 FINDINGS FROM THE NATIONAL INTIMATE PARTNER AND SEXUAL VIOLENCE SURVEY (NISVS) BY THE NATIONAL INSTITUTE OF JUSTICE

## CHAPTER 11
## STALKING

The stalking (ST) section of the National Intimate Partner and Sexual Violence Survey (NISVS) includes seven questions:

How many people have ever…

- ST1 Made unwanted phone calls or left you messages? This includes hang-ups, text or voice messages.
- ST2 Sent you unwanted emails, instant messages, or sent messages through websites like MySpace or Facebook?
- ST3 Left you cards, letters, flowers, or presents when they knew you didn't want them to?
- ST4 Watched or followed you from a distance, or spied on you with a listening device, camera, or GPS [Global Positioning System]?
- ST5 Approached you or showed up in places, such as your home, workplace, or school when you didn't want them to be there?
- ST6 Left strange or potentially threatening items for you to find?
- ST7 Sneaked into your home or car and did things to scare you by letting you know they had been there?

The ST data also include nine follow-up questions (at the perpetrator level). Perpetrator initials (in alphabetical order) are identified in STFU_# (where # = 1 to 94). (Note, there are no respondents with 31 or more perpetrators, so STFU_# and all follow-up questions are only defined for STFU_1 to STFU_30). The nine follow-up questions are:

- STFU1_# Age at first victimization by perpetrator STFU_#
- STFU2_# Age at last victimization by perpetrator STFU_#
- STFU3_# <u>If same age at first and last victimization</u>: Length of stalking (#) by perpetrator STFU_#
- STFU4_# <u>If same age at first and last victimization</u>: Length of stalking (unit) by perpetrator STFU_#
- STFU5_# Ever fearful because of perpetrator STFU_#
- STFU6_# <u>If ever fearful</u>: Maximum amount of fear because of perpetrator STFU_#
- STFU7_# Property damaged by perpetrator STFU_#
- STFU8_# Threats of physical harm by perpetrator STFU_#
- STFU9_# Believed serious harm or killing by perpetrator STFU_#

The NISVS surveys and codebooks from RTI and CDC state that:

> "(NOTE: one behavior, one time gets no follow-up questions – for stalking either has to be more than one behavior at least one time, or one behavior more than one time)."

However, follow-up questions were asked for every perpetrator initials collected in the stalking section. While these follow-up questions are included in the data merge below, they are not included in the data checks. Checks for perpetrator-level follow-up data are performed in a subsequent chapter.

This document is a research report submitted to the U.S. Department of Justice. This report has not been published by the Department. Opinions or points of view expressed are those of the author(s) and do not necessarily reflect the official position or policies of the U.S. Department of Justice.

## A. DATA MERGE

Data for the stalking sections from the 2010 NISVS general population sample and the 2010 AIAN oversample were combined. Cases were selected if the respondent had completed the psychological aggression section. Variables were renamed. New variable and value labels were created.

Data & Files in the "MERGE ST DATA" folder:

| | | | |
|---|---|---|---|
| CREATE ST FILES | 9/29/2012 11:39 AM | PASW Statistics Syntax File | 157 KB |
| FINAL ST | 9/29/2012 11:37 AM | PASW Statistics Data Document | 55,473 KB |
| ST AIAN | 9/28/2012 5:09 PM | PASW Statistics Data Document | 8,628 KB |
| ST GENPOP | 9/28/2012 4:59 PM | PASW Statistics Data Document | 51,540 KB |

The "FINAL ST.SAV" data file includes 21,378 observations and 2,036 variables. It was then copied to the "ST" folder.

## B. DATA CHECKS

Data checks were performed to identify problem cases (cases with accuracy, consistency, or integrity issues). The following data checks were performed (# = 1 to 7, * = 1 to 15):

(1) The number of initials in ST#L1 to ST#L15 equals ST#N99
(2) The number of initials in ST#1T1 to ST#T15 equals ST#N33
(3) The number of initials in ST#Y1 to ST#Y15 equals ST#N12
(4) Each initial in ST#L* has a value in ST#B*, and each value in ST#B* has an initial in ST#L*
(5) A value for ST#C always exists when ST# > 0, and exists only when ST# > 0 (for Q1&Q2)
(6) A value for ST#D1 always exists when ST#C = 1, and exists only when ST#C = 1 (for Q1&Q2)
(7) Each value in ST#D* has a value in ST#E*, and each value in ST#E* has a value in ST#D* (for Q1&Q2)
(8) A value for ST#F always exists when ST#C = 1, and exists only when ST#C = 1 (for Q1&Q2)
(9) A value for ST#F always exists when ST# > 0, and exists only when ST# > 0 (for Q3&Q4)
(10) A value for ST#G1 always exists when ST#F = 1, and exists only when ST#F = 1
(11) Each value in ST#G* has a value in ST#H*, and each value in ST#H* has a value in ST#G*
(12) The number of perpetrators in ST# equals ST#N99
(13) ST#N36 is between 1 and 15 when C = 1, and only when C = 1
(14) ST#N12 is between 1 and 15 when F = 1, and only when F = 1
(15) There are no duplicate initials in ST#A*, and the new initials in ST#A* were not included in the PA, CCE, PV, EPA, ECCE, or EPV sections
(16) ST1L* includes the initials from PA, CCE, PV, EPA, ECCE, and EPV which are identified in ST1I*
(17) ST2L* includes the initials from PA, CCE, PV, EPA, ECCE, EPV, and ST1A* which are identified in ST2I*
(18) ST3L* includes the initials from PA, CCE, PV, EPA, ECCE, EPV, ST1A*, and ST2A* which are identified in ST3I*
(19) ST4L* includes the initials from PA, CCE, PV, EPA, ECCE, EPV, ST1A*, ST2A*, and ST3A* which are identified in ST4I*
(20) ST5L* includes the initials from PA, CCE, PV, EPA, ECCE, EPV, ST1A*, ST2A*, ST3A*, and ST4A* which are identified in ST5I*

This document is a research report submitted to the U.S. Department of Justice. This report has not been published by the Department. Opinions or points of view expressed are those of the author(s) and do not necessarily reflect the official position or policies of the U.S. Department of Justice.

(21) ST6L* includes the initials from PA, CCE, PV, EPA, ECCE, EPV, ST1A*, ST2A*, ST3A*, ST4A*, and ST5A* which are identified in ST6I*
(22) ST7L* includes the initials from PA, CCE, PV, EPA, ECCE, EPV, ST1A*, ST2A*, ST3A*, ST4A*, ST5A*, and ST6A* which are identified in ST7I*
(23) ST1L* also includes the new initials from ST1A*, and no others
(24) ST2L* also includes the new initials from ST2A*, and no others
(25) ST3L* also includes the new initials from ST3A*, and no others
(26) ST4L* also includes the new initials from ST4A*, and no others
(27) ST5L* also includes the new initials from ST5A*, and no others
(28) ST6L* also includes the new initials from ST6A*, and no others
(29) ST7L* also includes the new initials from ST7A*, and no others
(30) The initials in ST1L* identified by ST1D* are found in ST1T* (Q1&Q2)
(31) The initials in ST2L* identified by ST2D* are found in ST2T* (Q1&Q2)
(32) The initials in ST3L* identified by ST3D* are found in ST3T* (Q1&Q2)
(33) The initials in ST4L* identified by ST4D* are found in ST4T* (Q1&Q2)
(34) The initials in ST5L* identified by ST5D* are found in ST5T* (Q1&Q2)
(35) The initials in ST6L* identified by ST6D* are found in ST6T* (Q1&Q2)
(36) The initials in ST7L* identified by ST7D* are found in ST7T* (Q1&Q2)
(37) The initials in ST1T* identified by ST1G* are found in ST1Y* (Q1&Q2)
(38) The initials in ST2T* identified by ST2G* are found in ST2Y* (Q1&Q2)
(39) The initials in ST3T* identified by ST3G* are found in ST3Y* (Q1&Q2)
(40) The initials in ST4T* identified by ST4G* are found in ST4Y* (Q1&Q2)
(41) The initials in ST5T* identified by ST5G* are found in ST5Y* (Q1&Q2)
(42) The initials in ST6T* identified by ST6G* are found in ST6Y* (Q1&Q2)
(43) The initials in ST7T* identified by ST7G* are found in ST7Y* (Q1&Q2)
(44) The initials in ST1L* identified by ST1G* are found in ST1Y* (Q3&Q4)
(45) The initials in ST2L* identified by ST2G* are found in ST2Y* (Q3&Q4)
(46) The initials in ST3L* identified by ST3G* are found in ST3Y* (Q3&Q4)
(47) The initials in ST4L* identified by ST4G* are found in ST4Y* (Q3&Q4)
(48) The initials in ST5L* identified by ST5G* are found in ST5Y* (Q3&Q4)
(49) The initials in ST6L* identified by ST6G* are found in ST6Y* (Q3&Q4)
(50) The initials in ST7L* identified by ST7G* are found in ST7Y* (Q3&Q4)
(51) Data values for ST# are in valid range (-3 to 15)
(52) Data values for ST# are not missing
(53) Data values for ST#N99, ST#N36, and ST#N12 are in valid range (-3 to 15)
(54) Data values for ST#B*, ST#E*, and ST#H* are in valid range (-3 to 4)
(55) Data values for ST#C and ST#F are in valid range (-3 to 2)
(56) Data values for ST#I* are in valid range (-3 to number of previous initials)
(57) Data values for ST#D* and ST#G* are in valid range (-3 to 4)
(58) When ST# < 0 or missing, there are no data in the subsequent ST# variables
(59) When ST#C < 0 or missing, there are no data in the subsequent ST# variables (for Q1&Q2)
(60) When ST#F < 0 or missing, there are no data in the subsequent ST# variables
(61) ST#C, ST#D*, ST#T*, and ST#E* have no values in Q3 or Q4

Data & Files in the “ST DATA CHECK” folder:

| | | | |
|---|---|---|---|
| ST DATA CHECKS.SPS | 2/18/2013 3:05 PM | PASW Statistics Syntax File | 43 KB |

This document is a research report submitted to the U.S. Department of Justice. This report has not been published by the Department. Opinions or points of view expressed are those of the author(s) and do not necessarily reflect the official position or policies of the U.S. Department of Justice.

## C. DATA PROBLEMS

Seventy one problems were identified in the previous data checks. The data checks uncovered four general types of problems:

(1) Some respondents provided fewer initials than expected based on their answers to the ST questions. Problems were identified for respondents 104906501, 102487971, 103318901, 102298991, 101131891, 103101062, 103250301, 102533981, 102167821, 102260441, 103256401, 103340631, 101076781, 101198301, 102055231, 102430491, 103031372, 102357701, 102571781, 103071801, 103509832, 103783612, 103106671, 103372941, 103382581, 101255831, 102449171, 102595991, 103584411, 103716291, 104311701, 104895921, 102147291, 102126951, 101013561, 102365701, 102023851, 102269601, 103664952, 103361031, 103063931, 103476381, 103777602, 101154261, 103074401, 102459731, 103189241, 102025391, 101317941, 101032301, 101131131, 102647461, 104725741, 101067211, 102079471, 102400221, 102484851, 103001562, 104124171, 103591601, 103689891, and 104538661.

(2) Some respondents provided duplicate initials. Problems were identified for respondents 103313711, 104669681, and 101120651.

(3) Some respondents provided perpetrator identifiers that were out of range. Problems were identified for respondents 101137711, 101309321, 103020781, 103182991, and 103545682.

(4) Perpetrator initials for one respondent appear to be incorrectly linked. Problems were identified for respondent 101360361.

More specific details on each problem case are provided below.

**(1) The following 62 respondents provided fewer initials than expected.**

**104906501**

The respondent reported ST1 victimizations by 15 perpetrators, but stopped the interview before providing perpetrator initials.

**102487971**

The respondent reported ST1 victimizations by 15 perpetrators, provided initials for one previously identified perpetrator (ST1I1 = 1), but stopped the interview before providing the initials for the other 14 perpetrators.

**103318901**

The respondent reported ST1 victimizations by 12 perpetrators, provided initials for one new perpetrator (in ST1A1), but stopped the interview before providing the initials for the other 11 perpetrators.

**102298991**

The respondent reported ST1 victimizations by 10 perpetrators, but stopped the interview before providing perpetrator initials.

This document is a research report submitted to the U.S. Department of Justice. This report has not been published by the Department. Opinions or points of view expressed are those of the author(s) and do not necessarily reflect the official position or policies of the U.S. Department of Justice.

**101131891**

The respondent reported ST1 victimizations by 10 perpetrators, provided initials for one previously identified perpetrator (ST1I1 = 1), but stopped the interview before providing the initials for the other nine perpetrators.

**103101062**

The respondent reported ST1 victimizations by 10 perpetrators, provided initials for one new perpetrator (in ST1A1), but stopped the interview before providing the initials for the other nine perpetrators.

**103250301**

The respondent reported ST1 victimizations by 10 perpetrators, provided initials for three previously identified perpetrators (ST1I1 = 1, ST1I2 = 2, and ST1I3 = 3), but stopped the interview before providing the initials for the other seven perpetrators.

**102533981**

The respondent reported ST1 victimizations by 15 perpetrators, provided initials for nine new perpetrators (in ST1A1 to ST1A9), but stopped the interview before providing the initials for the other six perpetrators.

**102167821**

The respondent reported ST1 victimizations by five perpetrators, but stopped the interview before providing perpetrator initials.

**102260441**

The respondent reported ST1 victimizations by five perpetrators, but stopped the interview before providing perpetrator initials.

**103256401**

The respondent reported ST1 victimizations by six perpetrators, provided initials for one previously identified perpetrator (ST1I1 = 5), but stopped the interview before providing the initials for the other five perpetrators.

**103340631**

The respondent reported ST1 victimizations by five perpetrators, but stopped the interview before providing perpetrator initials.

**101076781**

The respondent reported ST1 victimizations by three perpetrators, but stopped the interview before providing perpetrator initials.

**101198301**

The respondent reported ST1 victimizations by three perpetrators, but stopped the interview before providing perpetrator initials.

This document is a research report submitted to the U.S. Department of Justice. This report has not been published by the Department. Opinions or points of view expressed are those of the author(s) and do not necessarily reflect the official position or policies of the U.S. Department of Justice.

**102055231**

The respondent reported ST1 victimizations by four perpetrators, provided initials for one previously identified perpetrator (ST1I1 = 1), but stopped the interview before providing the initials for the other three perpetrators.

**102430491**

The respondent reported ST1 victimizations by three perpetrators, but stopped the interview before providing perpetrator initials.

**103031372**

The respondent reported ST1 victimizations by 10 perpetrators, provided initials for two previously identified perpetrators (ST1I1 = 1 and ST1I2 = 3) and five new perpetrators (in ST1A1 to ST1A5), but stopped the interview before providing the initials for the other three perpetrators.

**102357701**

The respondent reported ST1 victimizations by two perpetrators, but stopped the interview before providing perpetrator initials.

**102571781**

The respondent reported ST1 victimizations by four perpetrators, provided initials for two previously identified perpetrators (ST1I1 = 1 and ST1I2 = 2), but stopped the interview before providing the initials for the other two perpetrators.

**103071801**

The respondent reported ST1 victimizations by two perpetrators, but stopped the interview before providing perpetrator initials.

**103509832**

The respondent reported ST1 victimizations by two perpetrators, but stopped the interview before providing perpetrator initials.

**103783612**

The respondent reported ST1 victimizations by three perpetrators, provided initials for one new perpetrator (in ST1A1), but stopped the interview before providing the initials for the other two perpetrators.

**103106671**

The respondent reported ST1 victimizations by two perpetrators, but stopped the interview before providing perpetrator initials.

**103372941**

The respondent reported ST1 victimizations by two perpetrators, but stopped the interview before providing perpetrator initials.

**103382581**

The respondent reported ST1 victimizations by two perpetrators, but stopped the interview before providing perpetrator initials.

This document is a research report submitted to the U.S. Department of Justice. This report has not been published by the Department. Opinions or points of view expressed are those of the author(s) and do not necessarily reflect the official position or policies of the U.S. Department of Justice.

**101255831**

The respondent reported ST1 victimizations by three perpetrators, provided initials for two new perpetrators (in ST1A1 and ST1A2), but stopped the interview before providing the initials for the third perpetrator.

**102449171**

The respondent reported ST1 victimizations by one perpetrator, but stopped the interview before providing perpetrator initials.

**102595991**

The respondent reported ST1 victimizations by one perpetrator, but stopped the interview before providing perpetrator initials.

**103584411**

The respondent reported ST1 victimizations by one perpetrator, but stopped the interview before providing perpetrator initials.

**103716291**

The respondent reported ST1 victimizations by two perpetrators, provided initials for one new perpetrator (in ST1A1), but stopped the interview before providing the second perpetrator's initials.

**104311701**

The respondent reported ST1 victimizations by one perpetrator, but stopped the interview before providing perpetrator initials.

**104895921**

The respondent reported ST2 victimizations by 15 perpetrators, but stopped the interview before providing perpetrator initials.

**102147291**

The respondent reported ST2 victimizations by 15 perpetrators, provided initials for two previously identified perpetrators (ST2I1 = 1 and ST2I2 = 5) and one new perpetrator (in ST2A1), but stopped the interview before providing the initials for the other 12 perpetrators.

**102126951**

The respondent reported ST2 victimizations by eight perpetrators, provided initials for two previously identified perpetrators (ST2I1 = 1 and ST2I2 = 3), but stopped the interview before providing the initials for the other six perpetrators.

**101013561**

The respondent reported ST2 victimizations by five perpetrators, but stopped the interview before providing perpetrator initials.

**102365701**

The respondent reported ST2 victimizations by five perpetrators, but stopped the interview before providing perpetrator initials.

This document is a research report submitted to the U.S. Department of Justice. This report has not been published by the Department. Opinions or points of view expressed are those of the author(s) and do not necessarily reflect the official position or policies of the U.S. Department of Justice.

**102023851**

The respondent reported ST2 victimizations by five perpetrators, provided initials for one previously identified perpetrator (ST2I1 = 1), but stopped the interview before providing the initials for the other four perpetrators.

**102269601**

The respondent reported ST2 victimizations by one perpetrator, but stopped the interview before providing that perpetrator's initials.

**103664952**

The respondent reported ST3 victimizations by 15 perpetrators, but stopped the interview before providing perpetrator initials.

**103361031**

The respondent reported ST3 victimizations by three perpetrators, but stopped the interview before providing perpetrator initials.

**103063931**

The respondent reported ST5 victimizations by three perpetrators, provided initials for one new perpetrator (in ST5A1), but stopped the interview before providing the initials for the other two perpetrators.

**103476381**

The respondent reported ST3 victimizations by two perpetrators, provided initials for one previously identified perpetrator (ST3I1 = 1), but stopped the interview before providing the initials for the second perpetrator.

**103777602**

The respondent reported ST5 victimizations by five perpetrators, but stopped the interview before providing perpetrator initials.

**101154261**

The respondent reported ST5 victimizations by one perpetrator, but stopped the interview before providing that perpetrator's initials.

**103074401**

The respondent reported ST5 victimizations by two perpetrators, but stopped the interview before providing perpetrator initials.

**102459731**

The respondent reported ST5 victimizations by two perpetrators, provided initials for one new perpetrator (in ST5A1), but stopped the interview before providing the second perpetrator's initials.

**103189241**

The respondent reported ST6 victimizations by three perpetrators, provided initials for one new perpetrator (in ST6A1), but stopped the interview before providing the initials for the other two perpetrators.

This document is a research report submitted to the U.S. Department of Justice. This report has not been published by the Department. Opinions or points of view expressed are those of the author(s) and do not necessarily reflect the official position or policies of the U.S. Department of Justice.

**102025391**

The respondent reported ST6 victimizations by one perpetrator, but stopped the interview before providing that perpetrator's initials.

**101317941**

The respondent reported ST7 victimizations by one perpetrator, but stopped the interview before providing that perpetrator's initials.

**101032301**

The respondent reported ST1 victimizations in the past three years (ST1C = 1), but stopped the interview before providing perpetrator initials.

**101131131**

The respondent reported ST1 victimizations in the past year (ST1F = 1), but stopped the interview before providing perpetrator initials.

**102647461**

The respondent reported ST3 victimizations in the past three years (ST3C = 1), but stopped the interview before providing perpetrator initials.

**104725741**

The respondent reported ST1 victimizations in the past year (ST1F = 1), but stopped the interview before providing perpetrator initials.

**101067211**

The respondent reported ST1 victimizations in the past three years (ST1C = 1) but did not provide initials for the past three year perpetrators (ST1D1 = -1, all others are missing).

**102079471**

The respondent reported ST1 victimizations in the past three years (ST1C = 1) but did not provide initials for the past three year perpetrators (ST1D1 = -1, all others are missing).

**102400221**

The respondent reported ST4 victimizations in the past three years (ST4C = 1) but did not provide initials for the past three year perpetrators (ST4D1 = -1, all others are missing).

**102484851**

The respondent reported ST1 victimizations in the past three years (ST1C = 1) but did not provide initials for the past three year perpetrators (ST1D1 = -1, all others are missing).

**103001562**

The respondent reported ST5 victimizations in the past year (ST1F = 1) but did not provide initials for the past year perpetrators (ST1G1 = -1, all others are missing).

**104124171**

The respondent reported ST5 victimizations in the past year (ST1F = 1) but did not provide initials for the past year perpetrators (ST1G1 = -1, all others are missing).

This document is a research report submitted to the U.S. Department of Justice. This report has not been published by the Department. Opinions or points of view expressed are those of the author(s) and do not necessarily reflect the official position or policies of the U.S. Department of Justice.

**103591601**

The respondent reported ST1 victimizations in the past year (ST1F = 1) but did not provide initials for the past year perpetrators (ST1G1 = -1, all others are missing).

**103689891**

The respondent reported ST1 victimizations in the past year (ST1F = 1) but did not provide initials for the past year perpetrators (ST1G1 = -1, all others are missing).

**104538661**

The respondent reported ST1 victimizations in the past year (ST1F = 1) but did not provide initials for the past year perpetrators (ST1G1 = -1, all others are missing).

**(2) The following three respondents provided duplicate initials.**

**103313711**

The respondent reported ST2 victimizations by one new perpetrator (in ST2A1), but this perpetrator was previously identified in PV8.

**104669681**

The respondent reported ST4 victimizations by five perpetrators. The second new perpetrator (in ST4A2) was previously identified in ST1.

**101120651**

The respondent reported ST1 victimizations by three perpetrators. The first new perpetrator (in ST1A1) was previously identified in CCE14.

**(3) The following five respondents provided perpetrator identifiers that were out of range.**

**101137711**

The respondent reported ST1 victimizations by one perpetrator and provided initials for this perpetrator (ST1I1 = 2), but ST1I1 = 2 is not a perpetrator that was previously defined (i.e., there is no second previously identified perpetrator).

**101309321**

The respondent reported ST1 victimizations by five perpetrators, provided initials for two previously identified perpetrators (ST1I1 = 1 and ST1I2 = 3) and three new perpetrators (in ST1A1, ST1A2, and ST1A3). There is no third previously identified perpetrator (i.e., ST1I2 = 3 is not a perpetrator that was previously defined).

**103020781**

The respondent reported ST2 victimizations by one perpetrator and provided initials for this perpetrator (ST2I1 = 3), but ST2I1 = 3 is not a perpetrator that was previously identified (i.e., there is no third previously identified perpetrator). This perpetrator also victimized the respondent in the past year (ST2G1 = 1), but again this perpetrator was not previously identified. The respondent also reported ST5 victimizations by one perpetrator and provided initials for this perpetrator (ST5I1 = 3), but ST5I1 = 3 is not a perpetrator that was previously identified (i.e., there is no third previously identified perpetrator). This perpetrator also victimized the respondent in the past year (ST5G1 = 1), but again this perpetrator was not previously identified.

This document is a research report submitted to the U.S. Department of Justice. This report has not been published by the Department. Opinions or points of view expressed are those of the author(s) and do not necessarily reflect the official position or policies of the U.S. Department of Justice.

**103182991**

The respondent reported ST5 victimizations by one perpetrator and provided initials for this perpetrator (ST5I1 = 3), but ST5I1 = 3 is not a perpetrator that was previously defined (i.e., there is no third previously identified perpetrator).

**103545682**

The respondent reported ST1 victimizations by four perpetrators, and provided initials for two previously identified perpetrators (ST1I1 = 1 and ST1I2 = 2) and two new perpetrators (in ST1A1 and ST1A2). However, there are no previously identified perpetrators. The respondent reported ST3 victimizations by three perpetrators, and provided initials for two previously identified perpetrators (ST3I1 = 1 and ST3I2 = 3). Initials for the third perpetrator were not provided. In addition, ST3I1 = 1 refers to a perpetrator that was not previously defined (instead of referring to the first new perpetrator in ST1). ST3I2 = 3 should not exist, but refers to the first new perpetrator in ST1. The respondent reported ST4 victimizations by one perpetrator and provided initials for this perpetrator (ST4I1 = 1). ST4I1 = 1 refers to a perpetrator that was not previously defined (instead of referring to the first new perpetrator in ST1). The respondent reported ST5 victimizations by two perpetrators and provided initials for two previously identified perpetrators (ST5I1 = 1 and ST5I2 = 3). ST5I1 = 1 refers to a perpetrator that was not previously defined (instead of referring to the first new perpetrator in ST1). ST5I2 = 3 should not exist, but refers to the first new perpetrator in ST1. The respondent reported ST7 victimizations by one perpetrator and provided initials for this perpetrator (ST7I1 = 1). ST7I1 = 1 refers to a perpetrator that was not previously defined (instead of referring to the first new perpetrator in ST1).

**(4) The perpetrator initials for the following respondent appear to be incorrectly linked.**

**101360361**

The respondent reported ST3 victimizations by one perpetrator and provided initials for this perpetrator (ST3I1 = 3), but the perpetrator in ST3L1 is the fourth (not the third) previously identified perpetrator. (Note: the respondent had provided duplicate initials in PA1).

This document is a research report submitted to the U.S. Department of Justice. This report has not been published by the Department. Opinions or points of view expressed are those of the author(s) and do not necessarily reflect the official position or policies of the U.S. Department of Justice.

# DOCUMENTATION FOR ANALYSIS OF VIOLENCE AGAINST AMERICAN INDIAN AND ALASKA NATIVE WOMEN AND MEN: 2010 FINDINGS FROM THE NATIONAL INTIMATE PARTNER AND SEXUAL VIOLENCE SURVEY (NISVS) BY THE NATIONAL INSTITUTE OF JUSTICE

## CHAPTER 12
## SEXUAL VIOLENCE

The sexual violence (SV) section of the National Intimate Partner and Sexual Violence Survey (NISVS) includes 22 questions:

How many people have ever done any of the following things when you didn't want it to happen? How many people have ever…

- SV1 Exposed their sexual body parts to you, flashed you, or masturbated in front of you?
- SV2 Made you show your sexual body parts to them? Remember, we are only asking about things that you didn't want to happen.
- SV3 Made you look at or participate in sexual photos or movies?
- SV4 Harassed you while you were in a public place in a way that made you feel unsafe?
- SV5 Kissed you in a sexual way? Remember, we are only asking about things you didn't want to happen.
- SV6 Fondled or grabbed your sexual body parts?

When you were drunk, high, drugged, or passed out and unable to consent, how many people have ever…

- SV7 <u>For female respondents only</u>: Had vaginal sex with you? By vaginal sex, we mean that a man or boy put his penis in your vagina.
  <u>For male respondents only</u>: Had vaginal sex with you? By vaginal sex, we mean that a woman or girl made you put your penis in her vagina.
- SV8 <u>For male respondents only</u>: Made you perform anal sex, meaning that they made you put your penis into their anus?
- SV9 Made you receive anal sex, meaning that they put their penis into your anus?
- SV10 Made you perform oral sex, meaning that they put their penis in your mouth or made you penetrate their vagina or anus with your mouth?
- SV11 <u>For female respondents only</u>: Made you receive oral sex, meaning that they put their mouth on your vagina or anus?
  <u>For male respondents only</u>: Made you receive oral sex, meaning that they put their mouth on your penis or anus?

How many people have ever used physical force or threats to physically harm you to make you…

- SV12 Have vaginal sex?
- SV13 <u>For male respondents only</u>: Made you perform anal sex?
- SV14 Receive anal sex?
- SV15 Perform oral sex?
- SV16 Receive oral sex?
- SV17 <u>For female respondents only</u>: Put their fingers or an object in your vagina or anus?
  <u>For male respondents only</u>: Put their fingers or an object in your anus?

This document is a research report submitted to the U.S. Department of Justice. This report has not been published by the Department. Opinions or points of view expressed are those of the author(s) and do not necessarily reflect the official position or policies of the U.S. Department of Justice.

How many people have ever used physical force or threats of physical harm to…

SV18 For male respondents only: Try to make you have vaginal sex with them, but sex did not happen?

SV19 For female respondents only: Try to have vaginal, oral, or anal sex with you, but sex did not happen?
For male respondents only: Try to have oral or anal sex with you, but sex did not happen?

How many people have you had vaginal, oral, or anal sex with after they pressured you by…

SV20 Doing things like telling you lies, making promises about the future they knew were untrue, threatening to end your relationship, or threatening to spread rumors about you?

SV21 Wearing you down by repeatedly asking for sex, or showing they were unhappy?

SV22 Using their influence or authority over you, for example, your boss or your teacher?

Note that SV18a was renamed to SV18, SV18b was renamed to SV19, SV19 was renamed to SV20, SV20 was renamed to SV21, and SV21 was renamed to SV22.

The SV data also include follow-up questions (at both the perpetrator and respondent levels). These follow-up questions are included in the data merge below, but are not included in the data checks. Checks for these follow-up questions are performed in a subsequent chapter. For each question above (# = 1 to 22), follow-up questions about each lifetime perpetrator in SV#L* (* = 1 to 15) may include the following:

SV#O* Was perpetrator SV#L* using alcohol, drugs or both the first time he/she victimized you?

SV#P* For SV1 to SV6 and SV12 to SV22 only: Were you using alcohol, drugs, or both the first time you were victimized by perpetrator SV#L*?

SV#Q* For SV7 to SV11 only: Before perpetrator SV#L*victimized you when you were drunk, high, drugged, or passed out and unable to consent, do you think you were given alcohol without your knowledge?

SV#R* For SV7 to SV11 only: Before perpetrator SV#L* victimized you when you were drunk, high, drugged, or passed out and unable to consent, do you think you were given or may have been given drugs without your knowledge?

SV#S* For SV7 to SV11 only: Before perpetrator SV#L* victimized you when you were drunk, high, drugged, or passed out and unable to consent, had you voluntarily used alcohol or drugs?

If the respondents reported more than one perpetrator in SV7 to SV17, additional respondent-level follow-up questions were asked:

SVFU_O Did any of these things involve more than one person having sex with you on the same occasion?

SVFU_P If SVFU_O = Yes: How many times has more than one person had sex with you on the same occasion?

SVFU_Q1 If SVFU_P = 1: How many people were involved?
If SVFU_P > 1: How many people were involved the first time this happened?

This document is a research report submitted to the U.S. Department of Justice. This report has not been published by the Department. Opinions or points of view expressed are those of the author(s) and do not necessarily reflect the official position or policies of the U.S. Department of Justice.

SVFU_Q2 If SVFU_P > 1: How many people were involved the second time this happened?
SVFU_Q3 If SVFU_P > 2: How many people were involved the third time this happened?
SVFU_Q4 If SVFU_P > 3: How many people were involved the fourth time this happened?
SVFU_Q5 If SVFU_P > 4: How many people were involved the fifth time this happened?

The SV data include seven follow-up questions for all lifetime perpetrators identified in SV7 to SV17. Perpetrator initials (in alphabetical order) are included in SVFU_# (where # = 1 to 94). The seven follow-up questions (# = 1 to 94, linked to SVFU_#) are:

SVFU1_# Where you ever physically injured when perpetrator SVFU_# did any of these things?
SVFU2_# Did you ever get an STD or other infection when perpetrator SVFU_# did any of these things?
SVFU3_# For female respondents only: Did you ever get pregnant when perpetrator SVFU_# did any of these things?
SVFU4_# How old were you the first time any of these things happened with perpetrator SVFU_#?
SVFU5_# How old was perpetrator SVFU_# the first time any of these things happened?
SVFU6_# For respondents that reported more than one incident in SV7 to SV17: How old were you the last time any of these things happened with perpetrator SVFU_#?
SVFU7_# For American Indian or Alaska Native respondents only: Did any of these things with perpetrator SVFU_# happen within reservation boundaries or within an Alaska Native village?

Finally, when perpetrators in SV12 to SV17 were also included in SV7 to SV11, additional questions were asked to determine if these incidents had happened on the same occasion. More specifically, when a respondent identified a perpetrator in SV12L* (* = 1 to 15) that had already been identified in SV7 to SV11, the following questions were asked:

SVFU0712_* If SV12L* was also identified in SV7: Did these things happen on the same occasion?
SVFU0812_* If SV12L* was also identified in SV8: Did these things happen on the same occasion?
SVFU0912_* If SV12L* was also identified in SV9: Did these things happen on the same occasion?
SVFU1012_* If SV12L* was also identified in SV10: Did these things happen on the same occasion?
SVFU1112_* If SV12L* was also identified in SV11: Did these things happen on the same occasion?

When a respondent identified a perpetrator in SV13L* (* = 1 to 15) that had already been identified in SV7 to SV11, the following questions were asked:

SVFU0713_* If SV13L* was also identified in SV7: Did these things happen on the same occasion?
SVFU0813_* If SV13L* was also identified in SV8: Did these things happen on the same occasion?
SVFU0913_* If SV13L* was also identified in SV9: Did these things happen on the same occasion?
SVFU1013_* If SV13L* was also identified in SV10: Did these things happen on the same occasion?
SVFU1113_* If SV13L* was also identified in SV11: Did these things happen on the same occasion?

When a respondent identified a perpetrator in SV14L* (* = 1 to 15) that had already been identified in SV7 to SV11, the following questions were asked:

SVFU0714_* If SV14L* was also identified in SV7: Did these things happen on the same occasion?
SVFU0814_* If SV14L* was also identified in SV8: Did these things happen on the same occasion?
SVFU0914_* If SV14L* was also identified in SV9: Did these things happen on the same occasion?

This document is a research report submitted to the U.S. Department of Justice. This report has not been published by the Department. Opinions or points of view expressed are those of the author(s) and do not necessarily reflect the official position or policies of the U.S. Department of Justice.

SVFU1014_* If SV14L* was also identified in SV10: Did these things happen on the same occasion?
SVFU1114_* If SV14L* was also identified in SV11: Did these things happen on the same occasion?

When a respondent identified a perpetrator in SV15L* (* = 1 to 15) that had already been identified in SV7 to SV11, the following questions were asked:

SVFU0715_* If SV15L* was also identified in SV7: Did these things happen on the same occasion?
SVFU0815_* If SV15L* was also identified in SV8: Did these things happen on the same occasion?
SVFU0915_* If SV15L* was also identified in SV9: Did these things happen on the same occasion?
SVFU1015_* If SV15L* was also identified in SV10: Did these things happen on the same occasion?
SVFU1115_* If SV15L* was also identified in SV11: Did these things happen on the same occasion?

When a respondent identified a perpetrator in SV16L* (* = 1 to 15) that had already been identified in SV7 to SV11, the following questions were asked:

SVFU0716_* If SV16L* was also identified in SV7: Did these things happen on the same occasion?
SVFU0816_* If SV16L* was also identified in SV8: Did these things happen on the same occasion?
SVFU0916_* If SV16L* was also identified in SV9: Did these things happen on the same occasion?
SVFU1016_* If SV16L* was also identified in SV10: Did these things happen on the same occasion?
SVFU1116_* If SV16L* was also identified in SV11: Did these things happen on the same occasion?

When a respondent identified a perpetrator in SV17L* (* = 1 to 15) that had already been identified in SV7 to SV11, the following questions were asked:

SVFU0717_* If SV17L* was also identified in SV7: Did these things happen on the same occasion?
SVFU0817_* If SV17L* was also identified in SV8: Did these things happen on the same occasion?
SVFU0917_* If SV17L* was also identified in SV9: Did these things happen on the same occasion?
SVFU1017_* If SV17L* was also identified in SV10: Did these things happen on the same occasion?
SVFU1117_* If SV17L* was also identified in SV11: Did these things happen on the same occasion?

Again, these follow-up questions (from SV#O* to SVFU1117_*) are included in the data merge below, but are not included in the data checks. Checks for these follow-up questions are performed in a subsequent chapter.

## A. DATA MERGE

Data for the sexual violence sections from the 2010 NISVS general population sample and the 2010 AIAN oversample were combined. Cases were selected if the respondent had completed the psychological aggression section. Variables were renamed. New variable and value labels were created.

Data & Files in the "MERGE SV DATA" folder:

| | | | |
|---|---|---|---|
| CREATE SV FILES | 7/5/2013 3:31 PM | SPSS Statistics Syntax File | 479 KB |
| SV GENPOP | 7/5/2013 3:33 PM | SPSS Statistics Data Document | 150,568 KB |
| SV AIAN | 7/5/2013 3:33 PM | SPSS Statistics Data Document | 25,230 KB |
| FINAL SV | 7/5/2013 3:36 PM | SPSS Statistics Data Document | 167,536 KB |

This document is a research report submitted to the U.S. Department of Justice. This report has not been published by the Department. Opinions or points of view expressed are those of the author(s) and do not necessarily reflect the official position or policies of the U.S. Department of Justice.

The “FINAL SV.SAV” data file includes 21,378 observations and 6,296 variables. It was then copied to the “SV” folder.

## B. DATA CHECKS

Data checks were performed to identify problem cases (cases with accuracy, consistency, or integrity issues). The following data checks were performed (# = 1 to 22, * = 1 to 15):

(1) The number of initials in SV#L1 to SV#L15 equals SV#N99
(2) The number of initials in SV#1T1 to SV#T15 equals SV#N33
(3) The number of initials in SV#Y1 to SV#Y15 equals SV#N12
(4) Each initial in SV#L* has a value in SV#B*, and each value in SV#B* has an initial in SV#L*
(5) A value for SV#C always exists when SV# > 0, and exists only when SV# > 0 (for Q1&Q2)
(6) A value for SV#D1 always exists when SV#C = 1, and exists only when SV#C = 1 (for Q1&Q2)
(7) Each value in SV#D* has a value in SV#E*, and each value in SV#E* has a value in SV#D* (for Q1&Q2)
(8) A value for SV#F always exists when SV#C = 1, and exists only when SV#C = 1 (for Q1&Q2)
(9) A value for SV#F always exists when SV# > 0, and exists only when SV# > 0 (for Q3&Q4)
(10) A value for SV#G1 always exists when SV#F = 1, and exists only when SV#F = 1
(11) Each value in SV#G* has a value in SV#H*, and each value in SV#H* has a value in SV#G*
(12) The number of perpetrators in SV# equals SV#N99
(13) SV#N36 is between 1 and 15 when C = 1, and only when C = 1
(14) SV#N12 is between 1 and 15 when F = 1, and only when F = 1
(15) There are no duplicate initials in SV#A* and the new initials in SV#A* were not included in the PA, CCE, PV, EPA, ECCE, EPV, or ST sections
(16) SV1L* includes the initials from PA, CCE, PV, EPA, ECCE, and EPV which are identified in SV1I*
(17) SV2L* includes the initials from PA, CCE, PV, EPA, ECCE, EPV, ST, and SV1A* which are identified in SV2I*
(18) SV3L* includes the initials from PA, CCE, PV, EPA, ECCE, EPV, ST, SV1A*, and SV2A* which are identified in SV3I*
(19) SV4L* includes the initials from PA, CCE, PV, EPA, ECCE, EPV, ST, SV1A*, SV2A*, and SV3A* which are identified in SV4I*
(20) SV5L* includes the initials from PA, CCE, PV, EPA, ECCE, EPV, ST, SV1A*, SV2A*, SV3A*, and SV4A* which are identified in SV5I*
(21) SV6L* includes the initials from PA, CCE, PV, EPA, ECCE, EPV, ST, SV1A*, SV2A*, SV3A*, SV4A*, and SV5A* which are identified in SV6I*
(22) SV7L* includes the initials from PA, CCE, PV, EPA, ECCE, EPV, ST, SV1A*, SV2A*, SV3A*, SV4A*, SV5A*, and SV6A* which are identified in SV7I*
(23) SV8L* includes the initials from PA, CCE, PV, EPA, ECCE, EPV, ST, SV1A*, SV2A*, SV3A*, SV4A*, SV5A*, SV6A*, and SV7A* which are identified in SV8I*
(24) SV9L* includes the initials from PA, CCE, PV, EPA, ECCE, EPV, ST, SV1A*, SV2A*, SV3A*, SV4A*, SV5A*, SV6A*, SV7A*, and SV8A* which are identified in SV9I*
(25) SV10L* includes the initials from PA, CCE, PV, EPA, ECCE, EPV, ST, SV1A*, SV2A*, SV3A*, SV4A*, SV5A*, SV6A*, SV7A*, SV8A*, and SV9A* which are identified in SV10I*
(26) SV11L* includes the initials from PA, CCE, PV, EPA, ECCE, EPV, ST, SV1A*, SV2A*, SV3A*, SV4A*, SV5A*, SV6A*, SV7A*, SV8A*, SV9A*, and SV10A* which are identified in SV11I*

This document is a research report submitted to the U.S. Department of Justice. This report has not been published by the Department. Opinions or points of view expressed are those of the author(s) and do not necessarily reflect the official position or policies of the U.S. Department of Justice.

(27) SV12L* includes the initials from PA, CCE, PV, EPA, ECCE, EPV, ST, SV1A*, SV2A*, SV3A*, SV4A*, SV5A*, SV6A*, SV7A*, SV8A*, SV9A*, SV10A*, and SV11A* which are identified in SV12I*
(28) SV13L* includes the initials from PA, CCE, PV, EPA, ECCE, EPV, ST, SV1A*, SV2A*, SV3A*, SV4A*, SV5A*, SV6A*, SV7A*, SV8A*, SV9A*, SV10A*, SV11A*, and SV12A* which are identified in SV13I*
(29) SV14L* includes the initials from PA, CCE, PV, EPA, ECCE, EPV, ST, SV1A*, SV2A*, SV3A*, SV4A*, SV5A*, SV6A*, SV7A*, SV8A*, SV9A*, SV10A*, SV11A*, SV12A*, and SV13A* which are identified in SV14I*
(30) SV15L* includes the initials from PA, CCE, PV, EPA, ECCE, EPV, ST, SV1A*, SV2A*, SV3A*, SV4A*, SV5A*, SV6A*, SV7A*, SV8A*, SV9A*, SV10A*, SV11A*, SV12A*, SV13A*, and SV14A* which are identified in SV15I*
(31) SV16L* includes the initials from PA, CCE, PV, EPA, ECCE, EPV, ST, SV1A*, SV2A*, SV3A*, SV4A*, SV5A*, SV6A*, SV7A*, SV8A*, SV9A*, SV10A*, SV11A*, SV12A*, SV13A*, SV14A*, and SV15A* which are identified in SV16I*
(32) SV17L* includes the initials from PA, CCE, PV, EPA, ECCE, EPV, ST, SV1A*, SV2A*, SV3A*, SV4A*, SV5A*, SV6A*, SV7A*, SV8A*, SV9A*, SV10A*, SV11A*, SV12A*, SV13A*, SV14A*, SV15A*, and SV16A* which are identified in SV17I*
(33) SV18L* includes the initials from PA, CCE, PV, EPA, ECCE, EPV, ST, SV1A*, SV2A*, SV3A*, SV4A*, SV5A*, SV6A*, SV7A*, SV8A*, SV9A*, SV10A*, SV11A*, SV12A*, SV13A*, SV14A*, SV15A*, SV16A*, and SV17A* which are identified in SV18I*
(34) SV19L* includes the initials from PA, CCE, PV, EPA, ECCE, EPV, ST, SV1A*, SV2A*, SV3A*, SV4A*, SV5A*, SV6A*, SV7A*, SV8A*, SV9A*, SV10A*, SV11A*, SV12A*, SV13A*, SV14A*, SV15A*, SV16A*, SV17A*, and SV18A* which are identified in SV19I*
(35) SV20L* includes the initials from PA, CCE, PV, EPA, ECCE, EPV, ST, SV1A*, SV2A*, SV3A*, SV4A*, SV5A*, SV6A*, SV7A*, SV8A*, SV9A*, SV10A*, SV11A*, SV12A*, SV13A*, SV14A*, SV15A*, SV16A*, SV17A*, SV18A*, and SV19A* which are identified in SV20I*
(36) SV21L* includes the initials from PA, CCE, PV, EPA, ECCE, EPV, ST, SV1A*, SV2A*, SV3A*, SV4A*, SV5A*, SV6A*, SV7A*, SV8A*, SV9A*, SV10A*, SV11A*, SV12A*, SV13A*, SV14A*, SV15A*, SV16A*, SV17A*, SV18A*, SV19A*, and SV20A* which are identified in SV21I*
(37) SV22L* includes the initials from PA, CCE, PV, EPA, ECCE, EPV, ST, SV1A*, SV2A*, SV3A*, SV4A*, SV5A*, SV6A*, SV7A*, SV8A*, SV9A*, SV10A*, SV11A*, SV12A*, SV13A*, SV14A*, SV15A*, SV16A*, SV17A*, SV18A*, SV19A*, SV20A*, and SV21A* which are identified in SV22I*
(38) SV1L* also includes the new initials from SV1A*, and no others
(39) SV2L* also includes the new initials from SV2A*, and no others
(40) SV3L* also includes the new initials from SV3A*, and no others
(41) SV4L* also includes the new initials from SV4A*, and no others
(42) SV5L* also includes the new initials from SV5A*, and no others
(43) SV6L* also includes the new initials from SV6A*, and no others
(44) SV7L* also includes the new initials from SV7A*, and no others
(45) SV8L* also includes the new initials from SV8A*, and no others
(46) SV9L* also includes the new initials from SV9A*, and no others
(47) SV10L* also includes the new initials from SV10A*, and no others
(48) SV11L* also includes the new initials from SV11A*, and no others
(49) SV12L* also includes the new initials from SV12A*, and no others
(50) SV13L* also includes the new initials from SV13A*, and no others
(51) SV14L* also includes the new initials from SV14A*, and no others
(52) SV15L* also includes the new initials from SV15A*, and no others
(53) SV16L* also includes the new initials from SV16A*, and no others

This document is a research report submitted to the U.S. Department of Justice. This report has not been published by the Department. Opinions or points of view expressed are those of the author(s) and do not necessarily reflect the official position or policies of the U.S. Department of Justice.

(54) SV17L* also includes the new initials from SV17A*, and no others
(55) SV18L* also includes the new initials from SV18A*, and no others
(56) SV19L* also includes the new initials from SV19A*, and no others
(57) SV20L* also includes the new initials from SV20A*, and no others
(58) SV21L* also includes the new initials from SV21A*, and no others
(59) SV22L* also includes the new initials from SV22A*, and no others
(60) The initials in SV1L* identified by SV1D* are found in SV1T* (Q1&Q2)
(61) The initials in SV2L* identified by SV2D* are found in SV2T* (Q1&Q2)
(62) The initials in SV3L* identified by SV3D* are found in SV3T* (Q1&Q2)
(63) The initials in SV4L* identified by SV4D* are found in SV4T* (Q1&Q2)
(64) The initials in SV5L* identified by SV5D* are found in SV5T* (Q1&Q2)
(65) The initials in SV6L* identified by SV6D* are found in SV6T* (Q1&Q2)
(66) The initials in SV7L* identified by SV7D* are found in SV7T* (Q1&Q2)
(67) The initials in SV8L* identified by SV8D* are found in SV8T* (Q1&Q2)
(68) The initials in SV9L* identified by SV9D* are found in SV9T* (Q1&Q2)
(69) The initials in SV10L* identified by SV10D* are found in SV10T* (Q1&Q2)
(70) The initials in SV11L* identified by SV11D* are found in SV11T* (Q1&Q2)
(71) The initials in SV12L* identified by SV12D* are found in SV12T* (Q1&Q2)
(72) The initials in SV13L* identified by SV13D* are found in SV13T* (Q1&Q2)
(73) The initials in SV14L* identified by SV14D* are found in SV14T* (Q1&Q2)
(74) The initials in SV15L* identified by SV15D* are found in SV15T* (Q1&Q2)
(75) The initials in SV16L* identified by SV16D* are found in SV16T* (Q1&Q2)
(76) The initials in SV17L* identified by SV17D* are found in SV17T* (Q1&Q2)
(77) The initials in SV18L* identified by SV18D* are found in SV18T* (Q1&Q2)
(78) The initials in SV19L* identified by SV19D* are found in SV19T* (Q1&Q2)
(79) The initials in SV20L* identified by SV20D* are found in SV20T* (Q1&Q2)
(80) The initials in SV21L* identified by SV21D* are found in SV21T* (Q1&Q2)
(81) The initials in SV22L* identified by SV22D* are found in SV22T* (Q1&Q2)
(82) The initials in SV1T* identified by SV1G* are found in SV1Y* (Q1&Q2)
(83) The initials in SV2T* identified by SV2G* are found in SV2Y* (Q1&Q2)
(84) The initials in SV3T* identified by SV3G* are found in SV3Y* (Q1&Q2)
(85) The initials in SV4T* identified by SV4G* are found in SV4Y* (Q1&Q2)
(86) The initials in SV5T* identified by SV5G* are found in SV5Y* (Q1&Q2)
(87) The initials in SV6T* identified by SV6G* are found in SV6Y* (Q1&Q2)
(88) The initials in SV7T* identified by SV7G* are found in SV7Y* (Q1&Q2)
(89) The initials in SV8T* identified by SV8G* are found in SV8Y* (Q1&Q2)
(90) The initials in SV9T* identified by SV9G* are found in SV9Y* (Q1&Q2)
(91) The initials in SV10T* identified by SV10G* are found in SV10Y* (Q1&Q2)
(92) The initials in SV11T* identified by SV11G* are found in SV11Y* (Q1&Q2)
(93) The initials in SV12T* identified by SV12G* are found in SV12Y* (Q1&Q2)
(94) The initials in SV13T* identified by SV13G* are found in SV13Y* (Q1&Q2)
(95) The initials in SV14T* identified by SV14G* are found in SV14Y* (Q1&Q2)
(96) The initials in SV15T* identified by SV15G* are found in SV15Y* (Q1&Q2)
(97) The initials in SV16T* identified by SV16G* are found in SV16Y* (Q1&Q2)
(98) The initials in SV17T* identified by SV17G* are found in SV17Y* (Q1&Q2)
(99) The initials in SV18T* identified by SV18G* are found in SV18Y* (Q1&Q2)
(100) The initials in SV19T* identified by SV19G* are found in SV19Y* (Q1&Q2)
(101) The initials in SV20T* identified by SV20G* are found in SV20Y* (Q1&Q2)

This document is a research report submitted to the U.S. Department of Justice. This report has not been published by the Department. Opinions or points of view expressed are those of the author(s) and do not necessarily reflect the official position or policies of the U.S. Department of Justice.

(102) The initials in SV21T* identified by SV21G* are found in SV21Y* (Q1&Q2)
(103) The initials in SV22T* identified by SV22G* are found in SV22Y* (Q1&Q2)
(104) The initials in SV1L* identified by SV1G* are found in SV1Y* (Q3&Q4)
(105) The initials in SV2L* identified by SV2G* are found in SV2Y* (Q3&Q4)
(106) The initials in SV3L* identified by SV3G* are found in SV3Y* (Q3&Q4)
(107) The initials in SV4L* identified by SV4G* are found in SV4Y* (Q3&Q4)
(108) The initials in SV5L* identified by SV5G* are found in SV5Y* (Q3&Q4)
(109) The initials in SV6L* identified by SV6G* are found in SV6Y* (Q3&Q4)
(110) The initials in SV7L* identified by SV7G* are found in SV7Y* (Q3&Q4)
(111) The initials in SV8L* identified by SV8G* are found in SV8Y* (Q3&Q4)
(112) The initials in SV9L* identified by SV9G* are found in SV9Y* (Q3&Q4)
(113) The initials in SV10L* identified by SV10G* are found in SV10Y* (Q3&Q4)
(114) The initials in SV11L* identified by SV11G* are found in SV11Y* (Q3&Q4)
(115) The initials in SV12L* identified by SV12G* are found in SV12Y* (Q3&Q4)
(116) The initials in SV13L* identified by SV13G* are found in SV13Y* (Q3&Q4)
(117) The initials in SV14L* identified by SV14G* are found in SV14Y* (Q3&Q4)
(118) The initials in SV15L* identified by SV15G* are found in SV15Y* (Q3&Q4)
(119) The initials in SV16L* identified by SV16G* are found in SV16Y* (Q3&Q4)
(120) The initials in SV17L* identified by SV17G* are found in SV17Y* (Q3&Q4)
(121) The initials in SV18L* identified by SV18G* are found in SV18Y* (Q3&Q4)
(122) The initials in SV19L* identified by SV19G* are found in SV19Y* (Q3&Q4)
(123) The initials in SV20L* identified by SV20G* are found in SV20Y* (Q3&Q4)
(124) The initials in SV21L* identified by SV21G* are found in SV21Y* (Q3&Q4)
(125) The initials in SV22L* identified by SV22G* are found in SV22Y* (Q3&Q4)
(126) Data values for SV# are in valid range (-3 to 15)
(127) Data values for SV# are not missing
(128) All data for SV8, SV13, and SV18 are missing when the respondent is female (RSEX = “2”)
(129) Data values for SV8, SV13, and SV18 are not missing when the respondent is male (RSEX = “1”)
(130) Data values for SV#N99, SV#N36, and SV#N12 are in valid range (-3 to 15)
(131) Data values for SV#B*, SV#E*, and SV#H* are in valid range (-3 to 4 for SV1 to SV6 and SV18 to SV22; -3 to 100 for SV7 to SV17)
(132) Data values for SV#C and SV#F are in valid range (-3 to 2)
(133) Data values for SV#I* are in valid range (-3 to number of previous initials)
(134) Data values for SV#D* and SV#G* are in valid range (-3 to 4)
(135) When SV# < 0 or missing, there are no data in the subsequent SV# variables
(136) When SV#C < 0 or missing, there are no data in the subsequent SV# variables (for Q1&Q2)
(137) When SV#F < 0 or missing, there are no data in the subsequent SV# variables
(138) SV#C, SV#D*, SV#T*, and SV#E* have no values in Q3 or Q4

Data & Files in the “SV DATA CHECK” folder:

| | | | |
|---|---|---|---|
| SV DATA CHECKS.SPS | 2/18/2013 3:11 PM | PASW Statistics Syntax File | 111 KB |

## C. DATA PROBLEMS

Fifty problems were identified in the previous data checks. The data checks uncovered four general types of problems:

This document is a research report submitted to the U.S. Department of Justice. This report has not been published by the Department. Opinions or points of view expressed are those of the author(s) and do not necessarily reflect the official position or policies of the U.S. Department of Justice.

(1) Some respondents provided fewer initials than expected based on their answers to the SV questions. Problems were identified for respondents 101265371, 103040011, 101041851, 102365171, 101247571, 103102131, 101197391, 102036501, 103080641, 104505751, 104841901, 103242011, 101100161, 101347991, 102362891, 103153781, 103396561, 101123861, 101235501, 102098551, 103538502, 103593422, 103694561, 102102381, 103085632, 103237511, 103260241, 103098642, 104082011, 103715141, 102658311, and 101132761.

(2) Some respondents provided more initials than expected based on their answers to the SV questions. Problems were identified for respondents 103598822, 101289321, 101140701, 101110131, 101258231, 102139531, 101161671, 101090791, and 101218991.

(3) Some respondents provided duplicate initials. Problems were identified for respondents 101033001, 101079711, and 101245601.

(4) Some respondents provided a perpetrator identifier that was out of range. Problems were identified for respondents 103545682, 101236111, 104341341, 104044731, 103689262, and 102028361.

More specific details on each problem case are provided below.

**(1) The following 32 respondents provided fewer initials than expected.**

**101265371**

The respondent reported SV1 victimizations by 15 perpetrators, but stopped the interview before providing perpetrator initials.

**103040011**

The respondent reported SV1 victimizations by five perpetrators, but stopped the interview before providing perpetrator initials.

**101041851**

The respondent reported SV1 victimizations by six perpetrators, provided initials for two previously identified perpetrators, but stopped the interview before providing initials for the remaining four perpetrators.

**102365171**

The respondent reported SV1 victimizations by five perpetrators, provided initials for one new perpetrator, but stopped the interview before providing initials for the remaining four perpetrators.

**101247571**

The respondent reported SV1 victimizations by three perpetrators, but stopped the interview before providing perpetrator initials.

**103102131**

The respondent reported SV1 victimizations by two perpetrators, but stopped the interview before providing perpetrator initials.

This document is a research report submitted to the U.S. Department of Justice. This report has not been published by the Department. Opinions or points of view expressed are those of the author(s) and do not necessarily reflect the official position or policies of the U.S. Department of Justice.

**101197391**

The respondent reported SV1 victimizations by one perpetrator, but stopped the interview before providing that perpetrator's initials.

**102036501**

The respondent reported SV1 victimizations by one perpetrator, but stopped the interview before providing that perpetrator's initials.

**103080641**

The respondent reported SV1 victimizations by two perpetrators, but stopped the interview before providing perpetrator initials.

**104505751**

The respondent reported SV1 victimizations by one perpetrator, but stopped the interview before providing that perpetrator's initials.

**104841901**

The respondent reported SV1 victimizations by one perpetrator, but stopped the interview before providing that perpetrator's initials.

**103242011**

The respondent reported SV2 victimizations by one perpetrator, but stopped the interview before providing that perpetrator's initials.

**101100161**

The respondent reported SV4 victimizations by three perpetrators, but stopped the interview before providing perpetrator initials.

**101347991**

The respondent reported SV4 victimizations by five perpetrators, provided two new perpetrator initials, but stopped the interview before providing initials for the remaining three perpetrators.

**102362891**

The respondent reported SV4 victimizations by three perpetrators, but stopped the interview before providing perpetrator initials.

**103153781**

The respondent reported SV4 victimizations by two perpetrators, provided initials for one new perpetrator, but stopped the interview before providing initials for the second perpetrator.

**103396561**

The respondent reported SV4 victimizations by 10 perpetrators, provided initials for one new perpetrator, but stopped the interview before providing initials for the remaining nine perpetrators.

**101123861**

The respondent reported SV5 victimizations by two perpetrators, but stopped the interview before providing perpetrator initials.

This document is a research report submitted to the U.S. Department of Justice. This report has not been published by the Department. Opinions or points of view expressed are those of the author(s) and do not necessarily reflect the official position or policies of the U.S. Department of Justice.

**101235501**

The respondent reported SV5 victimizations by two perpetrators, but stopped the interview before providing perpetrator initials.

**102098551**

The respondent reported SV5 victimizations by one perpetrator, but stopped the interview before providing that perpetrator's initials.

**103538502**

The respondent reported SV5 victimizations by one perpetrator, but stopped the interview before providing that perpetrator's initials.

**103593422**

The respondent reported SV5 victimizations by five perpetrators, provided initials for two new perpetrators, but stopped the interview before providing initials for the remaining three perpetrators.

**103694561**

The respondent reported SV5 victimizations by one perpetrator, but stopped the interview before providing that perpetrator's initials.

**102102381**

The respondent reported SV6 victimizations by four perpetrators but only provided initials for three perpetrators (valid data are found for the fourth unidentified perpetrator).

**103085632**

The respondent reported SV6 victimizations by three perpetrators, provided initials for two new perpetrators, but stopped the interview before providing initials for the third perpetrator.

**103237511**

The respondent reported SV6 victimizations by two perpetrators, but stopped the interview before providing perpetrator initials.

**103260241**

The respondent reported SV6 victimizations by one perpetrator, but stopped the interview before providing that perpetrator's initials.

**103098642**

The respondent reported SV7 victimizations by two perpetrators, provided initials for one previously identified perpetrator, but stopped the interview before providing initials for the second perpetrator.

**104082011**

The respondent reported SV7 victimizations by three perpetrators, provided initials for two new perpetrators, but stopped the interview before providing initials for the third perpetrator.

This document is a research report submitted to the U.S. Department of Justice. This report has not been published by the Department. Opinions or points of view expressed are those of the author(s) and do not necessarily reflect the official position or policies of the U.S. Department of Justice.

**103715141**

The respondent reported SV10 victimizations by two perpetrators, but stopped the interview before providing perpetrator initials.

**102658311**

The respondent reported SV12 victimizations by one perpetrator, but stopped the interview before providing that perpetrator's initials.

**101132761**

The respondent reported SV21 victimizations by six perpetrators, but stopped the interview before providing perpetrator initials.

**(2) The following nine respondents provided more initials than expected.**

**103598822**

The respondent reported SV20 victimizations by 10 perpetrators, but provided 14 perpetrator initials (in SV20I1 to SV20I14).

**101218991**

The respondent reported SV1 victimizations by two perpetrators. Two new perpetrators are identified in SV1A1 and SV1A2. A third new perpetrator is identified in SV1A3.

**101090791**

The respondent reported SV4 victimizations by one perpetrator. The respondent then provided initials for two new perpetrators (in SV4A1 and SV4A2).

**101161671**

The respondent reported SV4 victimizations by three perpetrators. The respondent then provided initials for four new perpetrators (in SV4A1, SV4A2, SV4A3, and SV4A4).

**102139531**

The respondent reported SV4 victimizations by one perpetrator. The respondent then provided initials for one previously identified perpetrator (SV4I1 = 1) and one new perpetrator (in SV4A1), for a total of two perpetrators.

**101258231**

The respondent reported SV20 victimizations by one perpetrator. The respondent then provided initials for one previously identified perpetrator (SV20I1 = 1) and one new perpetrator (in SV20A1), for a total of two perpetrators.

**101110131**

The respondent reported SV21 victimizations by one perpetrator. The respondent then provided initials for one previously identified perpetrator (SV21I1 = 5) and one new perpetrator (in SV21A1), for a total of two perpetrators.

This document is a research report submitted to the U.S. Department of Justice. This report has not been published by the Department. Opinions or points of view expressed are those of the author(s) and do not necessarily reflect the official position or policies of the U.S. Department of Justice.

**101140701**

The respondent reported SV21 victimizations by five perpetrators. The respondent then provided initials for one previously identified perpetrator (SV21I1 = 1) and five new perpetrators (in SV21A1 to SV21A5), for a total of six perpetrators.

**101289321**

The respondent reported SV22 victimizations by one perpetrator. The respondent then provided initials for one previously identified perpetrator (SV22I1 = 1) and three new perpetrators (in SV22A1 to SV22A3), for a total of four perpetrators.

**(3) The following three respondents provided duplicate initials.**

**101033001**

The respondent reported SV19 victimizations by two perpetrators. The respondent then provided initials for one previously identified perpetrator (SV19I1 = 14) and two new perpetrators (in SV19A1 and SV19A2). The second new perpetrator initials were already provided in SV5. (Note, this respondent also provided more initials than expected).

**101079711**

The respondent reported SV19 victimizations by two perpetrators. The respondent then provided initials for two previously identified perpetrators (SV19I1 = 7 and SV19I2 = 1) and two new perpetrators (in SV19A1 and SV19A2). The first new initials were already provided in SV1 and the second new initials were already provided in SV12. (Note, this respondent also provided more initials than expected).

**101245601**

The respondent reported SV2 victimizations by six perpetrators. The respondent then provided initials for six previously identified perpetrators (in SV2I1 to SV2I6). The respondent also provided initials for one new perpetrator (in SV2A1). These initials were already provided in ST1. (Note, this respondent also provided more initials than expected).

**(4) The following six respondents provided a perpetrator identifier that was out of range.**

**103545682**

The respondent reported SV6 victimizations by two perpetrators. The respondent then provided initials for two previously identified perpetrators (SV6I1 = 5 and SV6I2 = 3), but there is no fifth previously identified perpetrator. SV6L1 includes the initials from the third previously identified perpetrator (instead of the fifth) and SV6L2 includes the initials from the first previously identified perpetrator (instead of the third).

**104341341**

The respondent reported SV2 victimizations by one perpetrator. The respondent then provided initials for one previously identified perpetrator (SV2I1 = 3), but there is no third previously identified perpetrator. The respondent also reported SV5 and SV6 victimizations by this third previously identified perpetrator (SV5I1 = 3 and SV6I1 = 3), but there is no third previously identified perpetrator.

This document is a research report submitted to the U.S. Department of Justice. This report has not been published by the Department. Opinions or points of view expressed are those of the author(s) and do not necessarily reflect the official position or policies of the U.S. Department of Justice.

**101236111**

The respondent reported SV6 victimizations by 10 perpetrators. The respondent then provided initials for seven previously identified perpetrators (SV6I1 = 1, SV6I2 = 2, SV6I3 = 3, SV6I4 = 7, SV6I5 = 8, SV6I6 = 9, and SV6I7 = 10) and three new perpetrators (in SV6A1, SV6A2, and SV6A3). There are no initials for SV6I7 = 10, because there is no 10th previously identified perpetrator.

**104044731**

The respondent reported SV6 victimizations by one perpetrator. The respondent then provided initials for one previously identified perpetrator (SV6I1 = 11), but there is no 11th previously identified perpetrator.

**103689262**

The respondent reported SV11 victimizations by three perpetrators. The respondent then provided initials for three previously identified perpetrators (SV11I1 = 6, SV11I2 = 5, and SV11I3 = 13), but there is no 13th previously identified perpetrator.

**102028361**

The respondent reported SV12 victimizations by one perpetrator. The respondent then provided initials for one previously identified perpetrator (SV12I1 = 2), but there is no second previously identified perpetrator. This perpetrator also victimized the respondent in the past three years (but no initials are included in SV12T1) and in the past year (but no initials are included in SV12Y1).

This document is a research report submitted to the U.S. Department of Justice. This report has not been published by the Department. Opinions or points of view expressed are those of the author(s) and do not necessarily reflect the official position or policies of the U.S. Department of Justice.

# DOCUMENTATION FOR ANALYSIS OF VIOLENCE AGAINST AMERICAN INDIAN AND ALASKA NATIVE WOMEN AND MEN: 2010 FINDINGS FROM THE NATIONAL INTIMATE PARTNER AND SEXUAL VIOLENCE SURVEY (NISVS) BY THE NATIONAL INSTITUTE OF JUSTICE

## CHAPTER 13
## DATA CLEANING

This chapter summarizes how the core respondent-level and perpetrator-level data were cleaned. Specific details for each problem case are also provided. The data checks summarized in the previous chapters found three broad categories of problems:

(1) Some respondents provided more initials than expected.
(2) Some respondents provided fewer initials than expected.
(3) Some respondents provided duplicate initials.

A perpetrator-level data set should not be constructed before these problems are addressed. If these problems are not addressed before constructing a perpetrator level data set, important information will be lost. This chapter begins with a summary on how each type of problem was addressed. Specific details for each problem case are then provided. In addition, missing data are recoded (some data are coded as "not administered" when they should be missing, and vice versa). Additional details on missing data recodes are provided in the next chapters. All data checks were performed again to ensure that data cleaning successfully addressed the problem cases that were previously identified.

### A. MORE INITIALS THAN EXPECTED

Some respondents provided more initials than expected in **I*** and **A***, based on their answers to the number of lifetime perpetrators. More specifically, there are initials in **I*** and **A*** that are not found in **L*** (and the number of initials in **L*** matches the respondents' answers to the number of lifetime perpetrators). In these cases, the additional perpetrators in **I*** and **A*** were deleted, so that (a) **I*** and **A*** would accurately reproduce **L*** and (b) the number of perpetrator initials in **I*** and **A*** would equal the number of lifetime perpetrators. (Note: in none of these cases were valid data subsequently found for these deleted perpetrators). (For an example, see PA2 data for ZRID 1010299891).

In one case, **I*** and **A*** did accurately reproduce **L***, and the number of perpetrator initials in **I*** and **A*** equaled the number of perpetrator initials in **L***. However, the number of lifetime perpetrators provided by the respondent was lower than the number of initials provided by the respondent. In this case, the respondent's answer to the number of lifetime perpetrators was changed to match the number of initials found in both **L*** and **I***/**A*** (see SV20 data for ZRID 103598822).

### B. FEWER INITIALS THAN EXPECTED

Some respondents indicated being victimized in the past three years but did not provide perpetrator initials and provided no perpetrator-level data (for an example, see ST3 data for ZRID 102647461). When this occurred, **N36** was recoded to -9. If necessary, **D*** was also recoded to system missing. When these respondents did not answer **F**, **F** and **N12** were also recoded to -9. When respondents

This document is a research report submitted to the U.S. Department of Justice. This report has not been published by the Department. Opinions or points of view expressed are those of the author(s) and do not necessarily reflect the official position or policies of the U.S. Department of Justice.

indicated being victimized in the past year but did not provide perpetrator initials (and provided no perpetrator-level data), **N12** was recoded to -9. If necessary, **G*** was also recoded to system missing. When creating a perpetrator-level file, past three year data should then to be recoded to -9 when **N36** = -9. Similarly, past year data should be recoded to -9 when **F** = -9 or **N12** = -9. In some cases in the first quarter of 2012, the past year perpetrators link to the lifetime perpetrators instead of linking to the past three year perpetrators. This was an error in the CATI system. In these cases, perpetrator links between the past year and the past three year perpetrators are reproduced.

Some respondents provided fewer initials than expected in **I*** and **A***, based on their answers to the number of lifetime perpetrators (for an example, see ZRID 103545682). When this occurred, each missing perpetrator initials were recoded in both **A*** and **L***, starting with "REC01 MISSING". In addition, if the respondent referred to this perpetrator again (in subsequent **I***), **L*** was recoded to maintain the perpetrator links across questions. Finally, perpetrator initials were also recoded in **T*** and **Y*** to maintain the links across the lifetime, past three year, and past year questions. More specifically, the following data cleaning process was used:

(1) Each missing initial was recoded, starting with "REC01 MISSING" in both **A*** and **L***.
    a. If the respondent was victimized by this perpetrator with missing initials in the past three years, the perpetrator initials in **T*** were recoded to maintain the perpetrator links from the lifetime questions to the past three year questions.
    b. If the respondent was victimized by the perpetrator with missing initials in the past year, the perpetrator initials in **Y*** were recoded to maintain the perpetrator links from the past three year questions to the past year questions (or, for respondents in the third and fourth quarters of 2010, from the lifetime questions to the past year questions).

(2) If the respondent referred to these missing initials in subsequent **I***, the perpetrator initials in **L*** were recoded to maintain the perpetrator links across questions.
    a. If the respondent was victimized by this perpetrator with missing initials in the past three years, the perpetrator initials in **T*** were recoded to maintain the perpetrator links from the lifetime questions to the past three year questions.
    b. If the respondent was victimized by the perpetrator with missing initials in the past year, the perpetrator initials in **Y*** were recoded to maintain the perpetrator links from the past three year questions to the past year questions (or, for respondents in the third and fourth quarters of 2010, from the lifetime questions to the past year questions).

For these respondents, adding perpetrator initials never impacted the ordering of the perpetrators (most of these respondents terminated the interview). As a result, no other changes in **I*** were necessary.

Finally, in some cases respondents provided fewer initials than expected based on their answers to the number of lifetime perpetrators because they referred to a previously identified perpetrator in **I*** that did not exist (for an example, see ZRID 101236111). The perpetrator identifier in **I*** was out of range, meaning that its value exceeded the number of previously identified perpetrators. Again, each missing perpetrator initial was recoded, starting with "REC01 MISSING". To make this happen, the link to this previous perpetrator in **I*** was deleted and the new initials were created in **A***. This potentially changes the order of perpetrators in **L*** and all subsequent data in **B***, **D***, **G***, **O***, **P***, **Q***, **R***, **S***, and **SV0712_*** to **SVFU1117_***. Contrary to the previous recodes, adding these perpetrator initials impacted the subsequent links between perpetrator identifiers and perpetrator initials. The addition of perpetrator initials in **A*** and **L*** changes the master list of perpetrator initials (and therefore changes the links between perpetrator identifiers in **I*** and perpetrator initials in **L***). As a result, a more complex recoding process was used for each perpetrator with missing initials:

This document is a research report submitted to the U.S. Department of Justice. This report has not been published by the Department. Opinions or points of view expressed are those of the author(s) and do not necessarily reflect the official position or policies of the U.S. Department of Justice.

(1) The perpetrator identifier in **I*** was deleted.
(2) If necessary, **I*** was changed to fill the gap left by the deletion in (a).
(3) A new perpetrator (starting with "REC01 MISSING") was added to the new perpetrator initials in **A***.
(4) The list of lifetime perpetrator initials in **L*** was recoded to account for the changes in (1), (2), and (3) above.
    a. If necessary, the answers in **B*** were re-ordered to account for the changes in **L***.
    b. If perpetrator "REC01 MISSING" victimized the respondent in the past three years, the perpetrator initials in **T*** were recoded. If necessary, the identifiers in **D*** were also recoded.
    c. If perpetrator "REC01 MISSING" victimized the respondent in the past year, the perpetrator initials in **Y*** were recoded. If necessary, the identifiers in **G*** were also recoded.
    d. If necessary, the answers to the follow-up questions in section SV (questions **O***, **P***, **Q***, **R***, and **S***) were re-ordered to account for the changes in **L***.
    e. If necessary, the answers to the follow-up questions **SV0712_*** to **SVFU1117_*** were recoded to account for the changes in **L***.
(5) If necessary, all perpetrator identifiers for subsequent behaviors in **I*** were recoded to account for the new perpetrator added to the master list of perpetrators in (3) above.

## C. DUPLICATE INITIALS

Respondents provided duplicate initials when they identified a "new" perpetrator in **A***, which had already been identified (for an example, see ZRID 103709011). In these cases, it is impossible to know if the respondent was referring to the same perpetrator or to different perpetrators. (The CATI system did not prevent respondents from providing duplicate initials). As a result, it is not possible to link perpetrator characteristics to these perpetrator initials. It is unclear which perpetrator initials the perpetrator characteristics belong to, or whether they belong to both. Because of these uncertainties, perpetrator initials were recoded. The first perpetrator initials were recoded to "REC01 xxxx", where "xxxx" " are the first four characters in the perpetrator's original initials (i.e., those provided by the respondent). The second perpetrator initials were recoded to "REC02 xxxx", where "xxxx" are again the first four characters in the perpetrator's original initials. References to perpetrator "xxxx" between "REC01 xxxx" and "REC02 xxxx" were recoded to "REC01 xxxx". This maintains the perpetrator links across questions up to the point where the respondent provides the duplicate initials.

More specifically, the first perpetrator initials in **A*** and **L*** were recoded to "REC01 xxxx", where "xxxx" are again the first four characters in the perpetrator's original initials. When the respondent then referred to perpetrator "xxxx" in **I*** before providing the duplicate initials in **A***, "xxxx" in **L*** was again recoded to "REC01 xxxx". When the respondent provided the initials "xxxx" again in **A***, the initials "xxxx" in both **A*** and **L*** were recoded to "REC02 xxxx". When changes in **L*** were made, changes were also made in **T*** and **Y*** if necessary. Several steps were required to make these changes:
(1) The first perpetrator initials in **A*** and **L*** were recoded to "REC01 xxxx", where "xxxx" are the first four characters in the perpetrator's original initials.
    a. If perpetrator "xxxx" victimized the respondent in the past three years, the perpetrator initials in **T*** were also changed to "REC01 xxxx".
    b. If perpetrator "xxxx" victimized the respondent in the past year, the perpetrator initials in **Y*** were also changed to "REC01 xxxx".

This document is a research report submitted to the U.S. Department of Justice. This report has not been published by the Department. Opinions or points of view expressed are those of the author(s) and do not necessarily reflect the official position or policies of the U.S. Department of Justice.

(2) If perpetrator "xxxx" was identified again in **I*** (but before the duplicate initials were provided in **A***), the "xxxx" initials in **L*** were recoded to "REC01 xxxx".
    a. If perpetrator "xxxx" victimized the respondent in the past three years, the perpetrator initials in **T*** were changed to "REC01 xxxx".
    b. If perpetrator "xxxx" victimized the respondent in the past year, the perpetrator initials in **Y*** were changed to "REC01 xxxx".
(3) The duplicate perpetrator initials in **A*** and **L*** were recoded to "REC02 xxxx", where again "xxxx" are the first four characters in the perpetrator's original initials.
    a. If perpetrator "xxxx" victimized the respondent in the past three years, the perpetrator initials in **T*** were also changed to "REC02 xxxx".
    b. If perpetrator "xxxx" victimized the respondent in the past year, the perpetrator initials in **Y*** were also changed to "REC02 xxxx".

When the respondent referred to perpetrator "xxxx" again in subsequent questions, it is impossible to know if the respondent was referring to "REC01 xxxx" or to "REC02 xxxx". As a result, all "xxxx" initials in subsequent lifetime questions were recoded (for an example, see ZRID 103313711). Each additional time that perpetrator "xxxx" was identified in subsequent lifetime questions, new perpetrator initials were created starting with "REC03 xxxx". This changes the order of the perpetrators in **L***. By adding a new perpetrator, this also changes the master list of perpetrators (and therefore changes the links between perpetrator identifiers in **I*** and perpetrator initials in **L***). As a result, more extensive data recodes are necessary. More specifically, each time perpetrator "xxxx" was identified in subsequent lifetime questions:

(1) The perpetrator identifier in **I*** was deleted.
(2) If necessary, **I*** was changed to fill the gap left by the deletion in (a).
(3) A new perpetrator (starting with "REC03 xxxx") was added to the new perpetrator initials in **A***.
(4) The list of lifetime perpetrator initials in **L*** was recoded to account for the changes in (1), (2), and (3) above.
    a. If necessary, the answers in **B*** were re-ordered to account for the changes in **L***.
    b. If perpetrator "xxxx" victimized the respondent in the past three years, the perpetrator initials in **T*** were recoded. If necessary, the identifiers in **D*** were also recoded.
    c. If perpetrator "xxxx" victimized the respondent in the past year, the perpetrator initials in **Y*** were recoded. If necessary, the identifiers in **G*** were also recoded.
    d. If necessary, the answers to the follow-up questions in section SV (questions **O***, **P***, **Q***, **R***, and **S***) were re-ordered to account for the changes in **L***.
    e. If necessary, the answers to the follow-up questions **SV0712_*** to **SVFU1117_*** were recoded to account for the changes in **L***.
(5) If necessary, all perpetrator identifiers for subsequent behaviors in **I*** were recoded to account for the new perpetrator added to the master list of perpetrators in (3) above.

When duplicate initials were provided first in the PA, CCE, or PV section and provided again in the elder abuse section, a more complex data cleaning process was used. In these cases, respondents provided perpetrator initials in the elder abuse sections (for non-intimate partners) that they had already provided in the PA, CCE, or PV sections (for intimate partners; for an example, see ZRID 102538861). The first perpetrator initials (in the PA, CCE, and PV sections) were still recoded to "REC01 xxxx". Perpetrator links across behaviors within the PA, CCE, and PV sections were still maintained. This still assumes that the respondents were referring to the same intimate partner throughout the PA, CCE, and PV sections. The second perpetrator initials (in the elder abuse sections) were still recoded to "REC02 xxxx". If perpetrator "xxxx" was identified again in the elder abuse section, that perpetrator was not

This document is a research report submitted to the U.S. Department of Justice. This report has not been published by the Department. Opinions or points of view expressed are those of the author(s) and do not necessarily reflect the official position or policies of the U.S. Department of Justice.

recoded to "REC03 xxxx" (as described above). Instead, that perpetrator was recoded to "REC02 xxxx", to maintain the perpetrator links across behaviors within the elder abuse section. This assumes that the respondents were referring to the same non-intimate partner throughout the elder abuse sections. Several steps were required to make these changes:

(1) The first perpetrator initials in **PA#A***, **PA#L***, **CCE#A***, **CCE#L***, **PV#A***, and **PV#L*** were all recoded to "REC01 xxxx", where "xxxx" are the first four characters in the perpetrator's original initials.
    a. If perpetrator "xxxx" victimized the respondent in the past three years, the perpetrator initials in **T*** were also changed to "REC01 xxxx".
    b. If perpetrator "xxxx" victimized the respondent in the past year, the perpetrator initials in **Y*** were also changed to "REC01 xxxx".

(2) The duplicate perpetrator initials in **EPA#A***, **EPA#Y***, **ECCE#A***, **ECCE#Y***, **EPV#A***, and **EPV#Y*** were all recoded to "REC02 xxxx", where "xxxx" are the first four characters in the perpetrator's original initials.

In these cases, the CATI system deleted the duplicate initials at the end of the elder abuse section (before going to the stalking section). Re-inserting these perpetrators in the master list of perpetrator initials changes the master list of perpetrators (and therefore changes the links between perpetrator identifiers in **I*** and perpetrator initials in **L*** used subsequently in the stalking and sexual violence sections). For an example, see ZRID 102524441. As a result, all perpetrator identifiers for subsequent behaviors in **I*** were checked and recoded when necessary to account for the new "REC02 xxxx" perpetrator added to the master list of perpetrators.

In some cases, these duplicate perpetrator initials were provided again in the stalking and sexual violence sections (for an example, see ZRID 102290271). It is again impossible to determine if the respondents were referring to the intimate partners in the PA, CCE, and PV sections or to the non-intimate partners in the elder abuse sections (or to both). Because of these uncertainties, perpetrator initials were again recoded. Each additional time that perpetrator "xxxx" was identified in subsequent lifetime questions within the stalking or sexual violence sections, new perpetrator initials were created starting with "REC03 xxxx" (using the same process described above).

## D. MISSING DATA RECODES

Most missing data recodes are executed in the following chapter. In this chapter, six problems are addressed. The first five problems occur when data values are coded as "not administered" when they should have been coded as missing (the "not administered" code means that the question should have been administered but wasn't). These include (1) respondents without children who have a -3 in **CCE8** (n = 70), (2) respondents under 70 years of age who have a -3 in **EPA1** to **EPV12** (n = 450), (3) female respondents who have a -3 in **SV8** (n = 924), (4) female respondents who have a -3 in **SV13** (n = 1,037), and (5) female respondents who have a -3 in **SV18** (n = 1,081). For these respondents, the -3 value is recoded to system missing (because these questions should not have been administered). More specifically, **CCE8**, **CCE8I1** to **CCE8H15**, **SV8**, **SV8I1** to **SV8S15**, **SV13**, **SV13I1** to **SV13S15**, **SV18**, and **SV18I1** to **SV18S15** are all recoded to system missing. (Note: these are subsequently recoded to -99 in the following chapter).

The fifth problem occurs when data values are coded as missing when they should have been coded as "not administered." Among respondents who didn't know or didn't answer whether they had children,

This document is a research report submitted to the U.S. Department of Justice. This report has not been published by the Department. Opinions or points of view expressed are those of the author(s) and do not necessarily reflect the official position or policies of the U.S. Department of Justice.

18 have a system missing value in **CCE8** (when it should be -3). For these respondents, **CCE8** is recoded to -3 and all other (**CCE8I1** to **CCE8H15**) are recoded to system missing. (Note: these are subsequently recoded to -9 in the following chapter and to -99 in Chapter 25).

## E. DATA CLEANING SUMMARIES

This section provides details on how data were cleaned for each problem case (the case numbers below are in ascending order). The missing data recodes are not documented below, but can be found at the end of the "NISVS RECODES.SPS" syntax file.

**101007991**

The respondent stopped the interview before providing perpetrator initials for PV3.

(1) The missing perpetrator initials are recoded to "REC01 MISSING". This becomes the second perpetrator identified by the respondent. PV3I1 is recoded to system missing. PV3A1 and PV3L1 are recoded to "REC01 MISSING".

**101013561**

The respondent stopped the interview before providing perpetrator initials for ST2.

(1) The first missing perpetrator initials are recoded to "REC01 MISSING". This becomes the seventh perpetrator identified by the respondent. ST2A1 and ST2L1 are recoded to "REC01 MISSING".
(2) The second missing perpetrator initials are recoded to "REC02 MISSING". This becomes the eighth perpetrator identified by the respondent. ST2A2 and ST2L2 are recoded to "REC02 MISSING".
(3) The third missing perpetrator initials are recoded to "REC03 MISSING". This becomes the ninth perpetrator identified by the respondent. ST2A3 and ST2L3 are recoded to "REC03 MISSING".
(4) The fourth missing perpetrator initials are recoded to "REC04 MISSING". This becomes the 10$^{th}$ perpetrator identified by the respondent. ST2A4 and ST2L4 are recoded to "REC04 MISSING".
(5) The fifth missing perpetrator initials are recoded to "REC05 MISSING". This becomes the 11$^{th}$ perpetrator identified by the respondent. ST2A5 and ST2L5 are recoded to "REC05 MISSING".

**101029991**

The respondent provided too many initials in PA2.

(1) The additional initial is deleted. PA2A1 is recoded to system missing.

**101031801**

The perpetrator initials appear to be incorrectly linked for PA1.

(1) Links between past three year and past year perpetrators are recoded. PA1G1 is recoded to 2 and PA1Y1 is recoded to "10103180[PERP 15-GPOP]".

This document is a research report submitted to the U.S. Department of Justice. This report has not been published by the Department. Opinions or points of view expressed are those of the author(s) and do not necessarily reflect the official position or policies of the U.S. Department of Justice.

**101032301**

The respondent experienced ST1 victimizations in the past three years but did not provide perpetrator initials.

(1) ST1D1 to ST1D15 are recoded to system missing and ST1N36 is recoded to -9.
(2) ST1F is recoded to -9.
(3) ST1G1 to ST1G15 are recoded to system missing and ST1N12 is recoded to -9.

**101033001**

The respondent provided too many initials in SV19.

(1) The additional initial is deleted. SV19A2 is recoded to system missing.

**101037551**

The respondent stopped the interview before providing perpetrator initials for CCE1.

(6) The missing perpetrator initials are recoded to "REC01 MISSING". This becomes the first perpetrator identified by the respondent. CCE1A1 and CCE1L1 are recoded to "REC01 MISSING".

**101039381**

The respondent provided initials in the ECCE section which had already been provided in the CCE section.

(1) The "[PERP 01]" perpetrator in section CCE is recoded to "10103938[REC01-PERP 01-GPOP]". This remains the first perpetrator identified by the respondent. CCE1A1, CCE1L1, CCE1T1, and CCE1Y1 are recoded to "10103938[REC01-PERP 01-GPOP]".
(2) The "[PERP 01]" perpetrator in section ECCE is recoded to "10103938[REC02-PERP 01-GPOP]". This remains the first perpetrator identified by the respondent in the elder abuse section and becomes the second perpetrator identified in the survey. ECCE1A1, ECCE1Y1, and ECCE11Y1 are recoded to "10103938[REC02-PERP 01-GPOP]".

**101041851**

The respondent stopped the interview before providing all perpetrator initials for SV1.

(1) The first missing perpetrator initials are recoded to "REC01 MISSING". This becomes the fourth perpetrator identified by the respondent. SV1A1 and SV1L3 are recoded to "REC01 MISSING".
(2) The second missing perpetrator initials are recoded to "REC02 MISSING". This becomes the fifth perpetrator identified by the respondent. SV1A2 and SV1L4 are recoded to "REC02 MISSING".
(3) The third missing perpetrator initials are recoded to "REC03 MISSING". This becomes the sixth perpetrator identified by the respondent. SV1A3 and SV1L5 are recoded to "REC03 MISSING".
(4) The fourth missing perpetrator initials are recoded to "REC04 MISSING". This becomes the seventh perpetrator identified by the respondent. SV1A4 and SV1L6 are recoded to "REC04 MISSING".

This document is a research report submitted to the U.S. Department of Justice. This report has not been published by the Department. Opinions or points of view expressed are those of the author(s) and do not necessarily reflect the official position or policies of the U.S. Department of Justice.

**101047311**

The respondent stopped the interview before providing all perpetrator initials for CCE3.

(1) The missing perpetrator initials are recoded to “REC01 MISSING”. This becomes the second perpetrator identified by the respondent. CCE3A1 and CCE3L2 are recoded to “REC01 MISSING”.

**101053081**

The respondent stopped the interview before providing perpetrator initials for PV3.

(1) The first missing perpetrator initials are recoded to “REC01 MISSING”. This becomes the third perpetrator identified by the respondent. PV3I1 is recoded to system missing. PV3A1 and PV3L1 are recoded to “REC01 MISSING”.
(2) The second missing perpetrator initials are recoded to “REC02 MISSING”. This becomes the fourth perpetrator identified by the respondent. PV3I2 is recoded to system missing. PV3A2 and PV3L2 are recoded to “REC02 MISSING”.

**101067211**

The respondent experienced ST1 victimizations in the past three years but did not provide perpetrator initials.

(1) ST1D1 is recoded to system missing and ST1N36 is recoded to -9.
(2) ST1F and ST1N12 are recoded to -9.

**101069621**

The respondent provided too many initials in PA1.

(1) The additional initial is deleted. PA1A3 is recoded to system missing.

**101076781**

The respondent stopped the interview before providing perpetrator initials for ST1.

(1) The first missing perpetrator initials are recoded to “REC01 MISSING”. This becomes the second perpetrator identified by the respondent. ST1A1 and ST1L1 are recoded to “REC01 MISSING”.
(2) The second missing perpetrator initials are recoded to “REC02 MISSING”. This becomes the third perpetrator identified by the respondent. ST1A2 and ST1L2 are recoded to “REC02 MISSING”.
(3) The third missing perpetrator initials are recoded to “REC03 MISSING”. This becomes the fourth perpetrator identified by the respondent. ST1A3 and ST1L3 are recoded to “REC03 MISSING”.

**101079711**

The respondent provided too many initials in SV19.

(1) The additional initials are deleted. SV19A1 and SV19A2 are recoded to system missing.

This document is a research report submitted to the U.S. Department of Justice. This report has not been published by the Department. Opinions or points of view expressed are those of the author(s) and do not necessarily reflect the official position or policies of the U.S. Department of Justice.

**101090791**

The respondent provided too many initials in SV4.

(1) The additional initial is deleted. SV4A2 is recoded to system missing.

**101100061**

The respondent stopped the interview before providing perpetrator initials for CCE2.

(1) The first missing perpetrator initials are recoded to “REC01 MISSING”. This becomes the first perpetrator identified by the respondent. CCE2A1 and CCE2L1 are recoded to “REC01 MISSING”.
(2) The second missing perpetrator initials are recoded to “REC02 MISSING”. This becomes the second perpetrator identified by the respondent. CCE2A2 and CCE2L2 are recoded to “REC02 MISSING”.
(3) The third missing perpetrator initials are recoded to “REC03 MISSING”. This becomes the third perpetrator identified by the respondent. CCE2A3 and CCE2L3 are recoded to “REC03 MISSING”.
(4) The fourth missing perpetrator initials are recoded to “REC04 MISSING”. This becomes the fourth perpetrator identified by the respondent. CCE2A4 and CCE2L4 are recoded to “REC04 MISSING”.
(5) The fifth missing perpetrator initials are recoded to “REC05 MISSING”. This becomes the fifth perpetrator identified by the respondent. CCE2A5 and CCE2L5 are recoded to “REC05 MISSING”.
(6) The sixth missing perpetrator initials are recoded to “REC06 MISSING”. This becomes the sixth perpetrator identified by the respondent. CCE2A6 and CCE2L6 are recoded to “REC06 MISSING”.
(7) The seventh missing perpetrator initials are recoded to “REC07 MISSING”. This becomes the seventh perpetrator identified by the respondent. CCE2A7 and CCE2L7 are recoded to “REC07 MISSING”.
(8) The eighth missing perpetrator initials are recoded to “REC08 MISSING”. This becomes the eighth perpetrator identified by the respondent. CCE2A8 and CCE2L8 are recoded to “REC08 MISSING”.
(9) The ninth missing perpetrator initials are recoded to “REC09 MISSING”. This becomes the ninth perpetrator identified by the respondent. CCE2A9 and CCE2L9 are recoded to “REC09 MISSING”.
(10) The 10$^{th}$ missing perpetrator initials are recoded to “REC10 MISSING”. This becomes the 10$^{th}$ perpetrator identified by the respondent. CCE2A10 and CCE2L10 are recoded to “REC10 MISSING”.
(11) The 11$^{th}$ missing perpetrator initials are recoded to “REC11 MISSING”. This becomes the 11$^{th}$ perpetrator identified by the respondent. CCE2A11 and CCE2L11 are recoded to “REC11 MISSING”.
(12) The 12$^{th}$ missing perpetrator initials are recoded to “REC12 MISSING”. This becomes the 12$^{th}$ perpetrator identified by the respondent. CCE2A12 and CCE2L12 are recoded to “REC12 MISSING”.
(13) The 13$^{th}$ missing perpetrator initials are recoded to “REC13 MISSING”. This becomes the 13$^{th}$ perpetrator identified by the respondent. CCE2A13 and CCE2L13 are recoded to “REC13 MISSING”.

This document is a research report submitted to the U.S. Department of Justice. This report has not been published by the Department. Opinions or points of view expressed are those of the author(s) and do not necessarily reflect the official position or policies of the U.S. Department of Justice.

(14)The 14th missing perpetrator initials are recoded to "REC14 MISSING". This becomes the 14th perpetrator identified by the respondent. CCE2A14 and CCE2L14 are recoded to "REC14 MISSING".
(15)The 15th missing perpetrator initials are recoded to "REC15 MISSING". This becomes the 15th perpetrator identified by the respondent. CCE2A15 and CCE2L15 are recoded to "REC15 MISSING".

**101100161**

The respondent stopped the interview before providing perpetrator initials for SV4.

(1) The first missing perpetrator initials are recoded to "REC01 MISSING". This becomes the fifth perpetrator identified by the respondent. SV4A1 and SV4L1 are recoded to "REC01 MISSING".
(2) The second missing perpetrator initials are recoded to "REC02 MISSING". This becomes the sixth perpetrator identified by the respondent. SV4A2 and SV4L2 are recoded to "REC02 MISSING".
(3) The third missing perpetrator initials are recoded to "REC03 MISSING". This becomes the seventh perpetrator identified by the respondent. SV4A3 and SV4L3 are recoded to "REC03 MISSING".

**101110131**

The respondent provided too many initials in SV21.

(1) The additional initial is deleted. SV21A1 is recoded to system missing.

**101120071**

The respondent provided initials in the EPA2 section which had already been provided in the CCE3 section.

(1) The "[PERP 01]" perpetrator in sections CCE and PV is recoded to "10112007[REC01-PERP 01-GPOP]". This remains the first perpetrator identified by the respondent. CCE3A1, CCE3L1, CCE3T1, CCE3Y1, PV3L1, and PV3T1 are recoded to "10112007[REC01-PERP 01-GPOP]".
(2) The "[PERP 01]" perpetrator in section EPA is recoded to "10112007[REC02-PERP 01-GPOP]". This remains the third perpetrator identified by the respondent in the elder abuse section and becomes the fourth perpetrator identified in the survey. EPA2A2 and EPA2Y2 are recoded to "10112007[REC02-PERP 01-GPOP]".

**101120651**

The respondent experienced CCE14 victimizations by one perpetrator but provided initials for four perpetrators. One of these additional initials is again provided as a new initial in the ST1 section.

(3) The additional perpetrators in CCE14 are deleted. CCE14A2 is recoded to system missing, CCE14A3 is recoded to system missing, and CCE14A4 is recoded to system missing.

**101123861**

The respondent stopped the interview before providing perpetrator initials for SV5.

(1) The first missing perpetrator initials are recoded to "REC01 MISSING". This becomes the fifth perpetrator identified by the respondent. SV5A1 and SV5L1 are recoded to "REC01 MISSING".

This document is a research report submitted to the U.S. Department of Justice. This report has not been published by the Department. Opinions or points of view expressed are those of the author(s) and do not necessarily reflect the official position or policies of the U.S. Department of Justice.

(2) The second missing perpetrator initials are recoded to “REC02 MISSING”. This becomes the sixth perpetrator identified by the respondent. SV5A2 and SV5L2 are recoded to “REC02 MISSING”.

**101124771**

The respondent stopped the interview before providing perpetrator initials for CCE5.

(1) The missing perpetrator initials are recoded to “REC01 MISSING”. This becomes the second perpetrator identified by the respondent. CCE5I1 is recoded to system missing. CCE5A1 and CCE5L1 are recoded to “REC01 MISSING”.

**101130321**

The respondent provided too many initials in PA2.

(1) The additional initial is deleted. PA2A4 is recoded to system missing.

**101131131**

The respondent experienced ST1 victimizations in the past year but did not provide perpetrator initials.

(1) ST1G1 to ST1G15 are recoded to system missing and ST1N12 is recoded to -9.

**101131891**

The respondent stopped the interview before providing all perpetrator initials for ST1.

(1) The first missing perpetrator initials are recoded to “REC01 MISSING”. This becomes the second perpetrator identified by the respondent. ST1A1 and ST1L2 are recoded to “REC01 MISSING”.
(2) The second missing perpetrator initials are recoded to “REC02 MISSING”. This becomes the third perpetrator identified by the respondent. ST1A2 and ST1L3 are recoded to “REC02 MISSING”.
(3) The third missing perpetrator initials are recoded to “REC03 MISSING”. This becomes the fourth perpetrator identified by the respondent. ST1A3 and ST1L4 are recoded to “REC03 MISSING”.
(4) The fourth missing perpetrator initials are recoded to “REC04 MISSING”. This becomes the fifth perpetrator identified by the respondent. ST1A4 and ST1L5 are recoded to “REC04 MISSING”.
(5) The fifth missing perpetrator initials are recoded to “REC05 MISSING”. This becomes the sixth perpetrator identified by the respondent. ST1A5 and ST1L6 are recoded to “REC05 MISSING”.
(6) The sixth missing perpetrator initials are recoded to “REC06 MISSING”. This becomes the seventh perpetrator identified by the respondent. ST1A6 and ST1L7 are recoded to “REC06 MISSING”.
(7) The seventh missing perpetrator initials are recoded to “REC07 MISSING”. This becomes the eighth perpetrator identified by the respondent. ST1A7 and ST1L8 are recoded to “REC07 MISSING”.
(8) The eighth missing perpetrator initials are recoded to “REC08 MISSING”. This becomes the ninth perpetrator identified by the respondent. ST1A8 and ST1L9 are recoded to “REC08 MISSING”.
(9) The ninth missing perpetrator initials are recoded to “REC09 MISSING”. This becomes the 10$^{th}$ perpetrator identified by the respondent. ST1A9 and ST1L10 are recoded to “REC09 MISSING”.

This document is a research report submitted to the U.S. Department of Justice. This report has not been published by the Department. Opinions or points of view expressed are those of the author(s) and do not necessarily reflect the official position or policies of the U.S. Department of Justice.

**101132761**

The respondent stopped the interview before providing perpetrator initials for SV21.

(1) The first missing perpetrator initials are recoded to "REC01 MISSING". This becomes the 18th perpetrator identified by the respondent. SV21A1 and SV21L1 are recoded to "REC01 MISSING".
(2) The second missing perpetrator initials are recoded to "REC02 MISSING". This becomes the 19th perpetrator identified by the respondent. SV21A2 and SV21L2 are recoded to "REC02 MISSING".
(3) The third missing perpetrator initials are recoded to "REC03 MISSING". This becomes the 20th perpetrator identified by the respondent. SV21A3 and SV21L3 are recoded to "REC03 MISSING".
(4) The fourth missing perpetrator initials are recoded to "REC04 MISSING". This becomes the 21st perpetrator identified by the respondent. SV21A4 and SV21L4 are recoded to "REC04 MISSING".
(5) The fifth missing perpetrator initials are recoded to "REC05 MISSING". This becomes the 22nd perpetrator identified by the respondent. SV21A5 and SV21L5 are recoded to "REC05 MISSING".
(6) The sixth missing perpetrator initials are recoded to "REC06 MISSING". This becomes the 23rd perpetrator identified by the respondent. SV21A6 and SV21L6 are recoded to "REC06 MISSING".

**101137711**

The respondent provided fewer initials than expected (by referring to a previously identified perpetrator in ST1 that was not previously identified).

(1) The missing perpetrator initials are recoded to "REC01 MISSING". This becomes the second perpetrator identified by the respondent. ST1I1 is recoded to system missing, ST1A1 is recoded to "REC01 MISSING", and ST1L1 is recoded to "REC01 MISSING".

**101140701**

The respondent provided too many initials in SV21.

(1) The additional initial is deleted. SV21A5 is recoded to system missing.

**101141031**

The respondent stopped the interview before providing perpetrator initials for CCE2.

(1) The missing perpetrator initials are recoded to "REC01 MISSING". This becomes the third perpetrator identified by the respondent. CCE2I1 is recoded to system missing. CCE2A1 and CCE2L1 are recoded to "REC01 MISSING".

**101151321**

The respondent experienced CCE4 victimizations in the past three years but did not provide perpetrator initials.

(1) CCE4D1 to CCE4D15 are recoded to system missing and CCE4N36 is recoded to -9.
(2) CCE4F is recoded to -9.
(3) CCE4G1 to CCE4G15 are recoded to system missing and CCE4N12 is recoded to -9.

This document is a research report submitted to the U.S. Department of Justice. This report has not been published by the Department. Opinions or points of view expressed are those of the author(s) and do not necessarily reflect the official position or policies of the U.S. Department of Justice.

**101154261**

The respondent stopped the interview before providing perpetrator initials for ST5.

(1) The missing perpetrator initials are recoded to “REC01 MISSING”. This becomes the third perpetrator identified by the respondent. ST5A1 and ST5L1 are recoded to “REC01 MISSING”.

**101156201**

The respondent stopped the interview before providing perpetrator initials for PV3.

(1) The missing perpetrator initials are recoded to “REC01 MISSING”. This becomes the second perpetrator identified by the respondent. PV3A1 and PV3L1 are recoded to “REC01 MISSING”.

**101161671**

The respondent provided too many initials in SV4.

(1) The additional initial is deleted. SV4A4 is recoded to system missing.

**101161751**

The respondent provided too many initials in PV2.

(2) The additional initial is deleted. PV2I1 is recoded to system missing.

**101179491**

The respondent stopped the interview before providing perpetrator initials for CCE4.

(1) The missing perpetrator initials are recoded to “REC01 MISSING”. This becomes the second perpetrator identified by the respondent. CCE4A1 and CCE4L1 are recoded to “REC01 MISSING”.

**101197391**

The respondent stopped the interview before providing perpetrator initials for SV1.

(1) The missing perpetrator initials are recoded to “REC01 MISSING”. This becomes the second perpetrator identified by the respondent. SV1A1 and SV1L1 are recoded to “REC01 MISSING”.

**101198301**

The respondent stopped the interview before providing perpetrator initials for ST1.

(1) The first missing perpetrator initials are recoded to “REC01 MISSING”. This becomes the first perpetrator identified by the respondent. ST1A1 and ST1L1 are recoded to “REC01 MISSING”.
(2) The second missing perpetrator initials are recoded to “REC02 MISSING”. This becomes the second perpetrator identified by the respondent. ST1A2 and ST1L2 are recoded to “REC02 MISSING”.
(3) The third missing perpetrator initials are recoded to “REC03 MISSING”. This becomes the third perpetrator identified by the respondent. ST1A3 and ST1L3 are recoded to “REC03 MISSING”.

This document is a research report submitted to the U.S. Department of Justice. This report has not been published by the Department. Opinions or points of view expressed are those of the author(s) and do not necessarily reflect the official position or policies of the U.S. Department of Justice.

**101120651**

The respondent provided too many initials in CCE14.

(1) The additional initials are deleted. CCE14A2, CCE14A3, and CCE14A4 are recoded to system missing.

**101136451**

The respondent provided too many initials in CCE6.

(1) The additional initial is deleted. CCE6A1 is recoded to system missing.

**101214811**

The respondent provided too many initials in PA3.

(1) The additional initial is deleted. PA3A2 is recoded to system missing.

**101218991**

The respondent provided too many initials in SV1.

(1) The additional initial is deleted. SV1A3 is recoded to system missing.

**101235501**

The respondent stopped the interview before providing perpetrator initials for SV5.

(1) The first missing perpetrator initials are recoded to "REC01 MISSING". This becomes the 20th perpetrator identified by the respondent. SV5A1 and SV5L1 are recoded to "REC01 MISSING".
(2) The second missing perpetrator initials are recoded to "REC02 MISSING". This becomes the 21st perpetrator identified by the respondent. SV5A2 and SV5L2 are recoded to "REC02 MISSING".

**101236111**

The respondent provided fewer initials than expected (by referring to a previously identified perpetrator in SV6 that was not previously identified).

(1) The missing perpetrator initials are recoded to "REC01 MISSING". This becomes the 13th perpetrator identified by the respondent. SV6I7 is recoded to system missing, SV6A4 is recoded to "REC01 MISSING", SV6L7 is recoded to "10123611[PERP 10-GPOP]]", SV6L8 is recoded to "10123611[PERP 11-GPOP]", SV6L9 is recoded to "10123611[PERP 12-GPOP]", and SV6L10 is recoded to "REC01 MISSING".
(2) SV6B7 is recoded to 1, SV6B8 is recoded to 1, SV6B9 is recoded to 1, SV6B10 is recoded to 1, SV6O7 is recoded to 4, SV6O8 is recoded to 4, SV6O9 is recoded to 4, SV6O10 is recoded to system missing, SV6P7 is recoded to 4, SV6P8 is recoded to 4, SV6P9 is recoded to 4, and SV6P10 is recoded to system missing.

**101245601**

The respondent provided too many initials in SV2.

(1) The additional initial is deleted. SV2A1 is recoded to system missing.

This document is a research report submitted to the U.S. Department of Justice. This report has not been published by the Department. Opinions or points of view expressed are those of the author(s) and do not necessarily reflect the official position or policies of the U.S. Department of Justice.

**101247571**

The respondent stopped the interview before providing perpetrator initials for SV1.

(1) The first missing perpetrator initials are recoded to "REC01 MISSING". This becomes the 14th perpetrator identified by the respondent. SV1A1 and SV1L1 are recoded to "REC01 MISSING".
(2) The second missing perpetrator initials are recoded to "REC02 MISSING". This becomes the 15th perpetrator identified by the respondent. SV1A2 and SV1L2 are recoded to "REC02 MISSING".
(3) The third missing perpetrator initials are recoded to "REC03 MISSING". This becomes the 16th perpetrator identified by the respondent. SV1A3 and SV1L3 are recoded to "REC03 MISSING".

**101255041**

The respondent stopped the interview before providing perpetrator initials for CCE2.

(1) The first missing perpetrator initials are recoded to "REC01 MISSING". This becomes the first perpetrator identified by the respondent. CCE2A1 and CCE2L1 are recoded to "REC01 MISSING".
(2) The second missing perpetrator initials are recoded to "REC02 MISSING". This becomes the second perpetrator identified by the respondent. CCE2A2 and CCE2L2 are recoded to "REC02 MISSING".
(3) The third missing perpetrator initials are recoded to "REC03 MISSING". This becomes the third perpetrator identified by the respondent. CCE2A3 and CCE2L3 are recoded to "REC03 MISSING".
(4) The fourth missing perpetrator initials are recoded to "REC04 MISSING". This becomes the fourth perpetrator identified by the respondent. CCE2A4 and CCE2L4 are recoded to "REC04 MISSING".
(5) The fifth missing perpetrator initials are recoded to "REC05 MISSING". This becomes the fifth perpetrator identified by the respondent. CCE2A5 and CCE2L5 are recoded to "REC05 MISSING".
(6) The sixth missing perpetrator initials are recoded to "REC06 MISSING". This becomes the sixth perpetrator identified by the respondent. CCE2A6 and CCE2L6 are recoded to "REC06 MISSING".
(7) The seventh missing perpetrator initials are recoded to "REC07 MISSING". This becomes the seventh perpetrator identified by the respondent. CCE2A7 and CCE2L7 are recoded to "REC07 MISSING".
(8) The eighth missing perpetrator initials are recoded to "REC08 MISSING". This becomes the eighth perpetrator identified by the respondent. CCE2A8 and CCE2L8 are recoded to "REC08 MISSING".
(9) The ninth missing perpetrator initials are recoded to "REC09 MISSING". This becomes the ninth perpetrator identified by the respondent. CCE2A9 and CCE2L9 are recoded to "REC09 MISSING".
(10) The 10th missing perpetrator initials are recoded to "REC10 MISSING". This becomes the 10th perpetrator identified by the respondent. CCE2A10 and CCE2L10 are recoded to "REC10 MISSING".

This document is a research report submitted to the U.S. Department of Justice. This report has not been published by the Department. Opinions or points of view expressed are those of the author(s) and do not necessarily reflect the official position or policies of the U.S. Department of Justice.

**101255831**

The respondent stopped the interview before providing all perpetrator initials for ST1.

(1) The missing perpetrator initials are recoded to "REC01 MISSING". This becomes the sixth perpetrator identified by the respondent. ST1A3 and ST1L3 are recoded to "REC01 MISSING".

**101258231**

The respondent provided too many initials in SV20.

(1) The additional initial is deleted. SV20A1 is recoded to system missing.

**101265371**

The respondent stopped the interview before providing perpetrator initials for SV1.

(1) The first missing perpetrator initials are recoded to "REC01 MISSING". This becomes the eighth perpetrator identified by the respondent. SV1A1 and SV1L1 are recoded to "REC01 MISSING".
(2) The second missing perpetrator initials are recoded to "REC02 MISSING". This becomes the ninth perpetrator identified by the respondent. SV1A2 and SV1L2 are recoded to "REC02 MISSING".
(3) The third missing perpetrator initials are recoded to "REC03 MISSING". This becomes the 10th perpetrator identified by the respondent. SV1A3 and SV1L3 are recoded to "REC03 MISSING".
(4) The fourth missing perpetrator initials are recoded to "REC04 MISSING". This becomes the 11th perpetrator identified by the respondent. SV1A4 and SV1L4 are recoded to "REC04 MISSING".
(5) The fifth missing perpetrator initials are recoded to "REC05 MISSING". This becomes the 12th perpetrator identified by the respondent. SV1A5 and SV1L5 are recoded to "REC05 MISSING".
(6) The sixth missing perpetrator initials are recoded to "REC06 MISSING". This becomes the 13th perpetrator identified by the respondent. SV1A6 and SV1L6 are recoded to "REC06 MISSING".
(7) The seventh missing perpetrator initials are recoded to "REC07 MISSING". This becomes the 14th perpetrator identified by the respondent. SV1A7 and SV1L7 are recoded to "REC07 MISSING".
(8) The eighth missing perpetrator initials are recoded to "REC08 MISSING". This becomes the 15th perpetrator identified by the respondent. SV1A8 and SV1L8 are recoded to "REC08 MISSING".
(9) The ninth missing perpetrator initials are recoded to "REC09 MISSING". This becomes the 16th perpetrator identified by the respondent. SV1A9 and SV1L9 are recoded to "REC09 MISSING".
(10) The 10th missing perpetrator initials are recoded to "REC10 MISSING". This becomes the 17th perpetrator identified by the respondent. SV1A10 and SV1L10 are recoded to "REC10 MISSING".
(11) The 11th missing perpetrator initials are recoded to "REC11 MISSING". This becomes the 18th perpetrator identified by the respondent. SV1A11 and SV1L11 are recoded to "REC11 MISSING".
(12) The 12th missing perpetrator initials are recoded to "REC12 MISSING". This becomes the 19th perpetrator identified by the respondent. SV1A12 and SV1L12 are recoded to "REC12 MISSING".
(13) The 13th missing perpetrator initials are recoded to "REC13 MISSING". This becomes the 20th perpetrator identified by the respondent. SV1A13 and SV1L13 are recoded to "REC13 MISSING".
(14) The 14th missing perpetrator initials are recoded to "REC14 MISSING". This becomes the 21st perpetrator identified by the respondent. SV1A14 and SV1L14 are recoded to "REC14 MISSING".
(15) The 15th missing perpetrator initials are recoded to "REC15 MISSING". This becomes the 22nd perpetrator identified by the respondent. SV1A15 and SV1L15 are recoded to "REC15 MISSING".

This document is a research report submitted to the U.S. Department of Justice. This report has not been published by the Department. Opinions or points of view expressed are those of the author(s) and do not necessarily reflect the official position or policies of the U.S. Department of Justice.

**101266211**

The respondent provided initials in the ECCE section which had already been provided in the CCE section.

(1) The "[PERP 01]" perpetrator in section CCE is recoded to "10126621[REC01-PERP 01-GPOP]". This remains the first perpetrator identified by the respondent. CCE2A1, CCE2L1, and CCE3L1 are recoded to "10126621[REC01-PERP 01-GPOP]".
(2) The "[PERP 01]" perpetrator in section ECCE is recoded to "10126621[REC02-PERP 01-GPOP]". This remains the first perpetrator identified by the respondent in the elder abuse section and becomes the third perpetrator identified in the survey. ECCE3A1 and ECCE3Y1 are recoded to "10126621[REC02-PERP 01-GPOP]".

**101267691**

The respondent stopped the interview before providing perpetrator initials for CCE3.

(1) The missing perpetrator initials are recoded to "REC01 MISSING". This becomes the first perpetrator identified by the respondent. CCE3A1 and CCE3L1 are recoded to "REC01 MISSING".

**101270691**

The respondent provided too many initials in PA2.

(1) The additional initial is deleted. PA2A1 is recoded to system missing.

**101289321**

The respondent provided too many initials in SV22.

(1) The additional initials are deleted. SV22A1, SV22A2, and SV22A3 are recoded to system missing.

**101295621**

The respondent experienced PV2 victimizations in the past three years but did not provide perpetrator initials.

(1) PV2D1 is recoded to system missing and PV2N36 is recoded to -9.

**101309321**

The respondent provided fewer initials than expected (by referring to a previously identified perpetrator in ST1 that was not previously identified).

(1) The missing perpetrator initials are recoded to "REC01 MISSING". This becomes the sixth perpetrator identified by the respondent. ST1I2 is recoded to system missing, ST1A4 is recoded to "REC01 MISSING", ST1L2 is recoded to "10130932[PERP 03-GPOP]", ST1L3 is recoded to "10130932[PERP 04-GPOP]",
ST1L4 is recoded to "10130932[PERP 05-gpop]", and ST1L5 is recoded to "REC01 MISSING".
(2) ST1B1 is recoded to 3, ST1B2 is recoded to 3, ST1B3 is recoded to 2, ST1B4 is recoded to 3, and ST1B5 is recoded to 3.

This document is a research report submitted to the U.S. Department of Justice. This report has not been published by the Department. Opinions or points of view expressed are those of the author(s) and do not necessarily reflect the official position or policies of the U.S. Department of Justice.

**101317941**

The respondent stopped the interview before providing perpetrator initials for ST7.

(1) The missing perpetrator initials are recoded to “REC01 MISSING”. This becomes the second perpetrator identified by the respondent. ST7A1 and ST7L1 are recoded to “REC01 MISSING”.

**101347991**

The respondent stopped the interview before providing all perpetrator initials for SV4.

(1) The first missing perpetrator initials are recoded to “REC01 MISSING”. This becomes the fourth perpetrator identified by the respondent. SV4A3 and SV4L3 are recoded to “REC01 MISSING”.
(2) The second missing perpetrator initials are recoded to “REC02 MISSING”. This becomes the fifth perpetrator identified by the respondent. SV4A4 and SV4L4 are recoded to “REC02 MISSING”.
(3) The third missing perpetrator initials are recoded to “REC03 MISSING”. This becomes the sixth perpetrator identified by the respondent. SV4A5 and SV4L5 are recoded to “REC03 MISSING”.

**101349571**

The respondent provided initials in the ECCE section which had already been provided in the PV section.

(1) The “[PERP 01]” perpetrator in section PV is recoded to “10134957[REC01-PERP 01-GPOP]”. This remains the first perpetrator identified by the respondent. PV5A1, PV5L1, PV5T1, and PV5Y1 are recoded to “10134957[REC01-PERP 01-GPOP]”.
(2) The “[PERP 01]” perpetrator in section ECCE is recoded to “10134957[REC02-PERP 01-GPOP]”. This remains the first perpetrator identified by the respondent in the elder abuse section and becomes the second perpetrator identified in the survey. ECCE3A1 and ECCE3Y1 are recoded to “10134957[REC02-PERP 01-GPOP]”.

**101360361**

The respondent provided too many initials in PA1.

(1) The additional initial is deleted. PA1A3 is recoded to system missing.

**101362731**

The respondent experienced CCE11 victimizations in the past year but did not provide perpetrator initials.

(1) CCE11G1 is recoded to system missing and CCE11N12 is recoded to -9.

**102023851**

The respondent stopped the interview before providing all perpetrator initials for ST2.

(1) The first missing perpetrator initials are recoded to “REC01 MISSING”. This becomes the second perpetrator identified by the respondent. ST2A1 and ST2L2 are recoded to “REC01 MISSING”.
(2) The second missing perpetrator initials are recoded to “REC02 MISSING”. This becomes the third perpetrator identified by the respondent. ST2A2 and ST2L3 are recoded to “REC02 MISSING”.

This document is a research report submitted to the U.S. Department of Justice. This report has not been published by the Department. Opinions or points of view expressed are those of the author(s) and do not necessarily reflect the official position or policies of the U.S. Department of Justice.

(3) The third missing perpetrator initials are recoded to “REC03 MISSING”. This becomes the fourth perpetrator identified by the respondent. ST2A3 and ST2L4 are recoded to “REC03 MISSING”.
(4) The fourth missing perpetrator initials are recoded to “REC04 MISSING”. This becomes the fifth perpetrator identified by the respondent. ST2A4 and ST2L5 are recoded to “REC04 MISSING”.

**102025391**

The respondent stopped the interview before providing perpetrator initials for ST6.

(1) The missing perpetrator initials are recoded to “REC01 MISSING”. This becomes the fourth perpetrator identified by the respondent. ST6A1 and ST6L1 are recoded to “REC01 MISSING”.

**102028361**

The respondent provided fewer initials than expected (by referring to a previously identified perpetrator in SV12 that was not previously identified).

(1) The missing perpetrator initials are recoded to “REC01 MISSING”. This becomes the second perpetrator identified by the respondent. SV12I1 is recoded to system missing, SV12A1 is recoded to “REC01 MISSING”, and SV12L1 is recoded to “REC01 MISSING”.
(2) SV12T1 and SV12Y1 are recoded to “REC01 MISSING”.

**102036501**

The respondent stopped the interview before providing perpetrator initials for SV1.

(1) The missing perpetrator initials are recoded to “REC01 MISSING”. This becomes the third perpetrator identified by the respondent. SV1A1 and SV1L1 are recoded to “REC01 MISSING”.

**102055231**

The respondent stopped the interview before providing all perpetrator initials for ST1.

(1) The first missing perpetrator initials are recoded to “REC01 MISSING”. This becomes the second perpetrator identified by the respondent. ST1A1 and ST1L2 are recoded to “REC01 MISSING”.
(2) The second missing perpetrator initials are recoded to “REC02 MISSING”. This becomes the third perpetrator identified by the respondent. ST1A2 and ST1L3 are recoded to “REC02 MISSING”.
(3) The third missing perpetrator initials are recoded to “REC03 MISSING”. This becomes the fourth perpetrator identified by the respondent. ST1A3 and ST1L4 are recoded to “REC03 MISSING”.

**102072471**

The respondent provided fewer initials than expected (by referring to a previously identified perpetrator in CCE3 that was not previously identified).

(1) The missing perpetrator initials are recoded to “REC01 MISSING”. This becomes the sixth perpetrator identified by the respondent. CCE3I1 is recoded to 3, CCE3I2 is recoded to system missing, CCE3A1 is recoded to “REC01 MISSING”, CCE3L1 is recoded to “10207247[PERP 03-GPOP]”, CCE3L2 is recoded to “REC01 MISSING”, CCE3B1 is recoded to 4, and CCE3B2 is recoded to 4.
(2) CCE7L1, CCE7T1, and CCE7Y1 are recoded to “REC01 MISSING”.

This document is a research report submitted to the U.S. Department of Justice. This report has not been published by the Department. Opinions or points of view expressed are those of the author(s) and do not necessarily reflect the official position or policies of the U.S. Department of Justice.

**102079471**

The respondent experienced ST1 victimizations in the past three years but did not provide perpetrator initials.

(2) ST1D1 is recoded to system missing and ST1N36 is recoded to -9.
(3) ST1F and ST1N12 are recoded to -9.

**102081491**

The respondent provided initials in the ECCE section which had already been provided in the CCE section.

(1) The "[PERP 01]" perpetrator in section CCE is recoded to "10208149[REC01-PERP 01-GPOP]". This remains the first perpetrator identified by the respondent. CCE1A1 and CCE1L1 are recoded to "10208149[REC01-PERP 01-GPOP]".
(2) The "[PERP 01]" perpetrator in section ECCE is recoded to "10208149[REC02-PERP 01-GPOP]". This remains the first perpetrator identified by the respondent in the elder abuse section and becomes the second perpetrator identified in the survey. ECCE1A1 and ECCE1Y1 are recoded to "10208149[REC02-PERP 01-GPOP]".

**102098551**

The respondent stopped the interview before providing perpetrator initials for SV5.

(1) The missing perpetrator initials are recoded to "REC01 MISSING". This becomes the fourth perpetrator identified by the respondent. SV5A1 and SV5L1 are recoded to "REC01 MISSING".

**102102381**

The respondent experienced SV6 victimizations by four perpetrators, but only provided initials for three perpetrators.

(1) The missing perpetrator initials are recoded to "REC01 MISSING". This becomes the 10th perpetrator identified by the respondent. SV6A1 and SV6L4 are recoded to "REC01 MISSING".
(2) SV20L2 and SV21L2 are recoded to "REC01 MISSING".

**102126951**

The respondent stopped the interview before providing all perpetrator initials for ST2.

(1) The first missing perpetrator initials are recoded to "REC01 MISSING". This becomes the fifth perpetrator identified by the respondent. ST2A1 and ST2L3 are recoded to "REC01 MISSING".
(2) The second missing perpetrator initials are recoded to "REC02 MISSING". This becomes the sixth perpetrator identified by the respondent. ST2A2 and ST2L4 are recoded to "REC02 MISSING".
(3) The third missing perpetrator initials are recoded to "REC03 MISSING". This becomes the seventh perpetrator identified by the respondent. ST2A3 and ST2L5 are recoded to "REC03 MISSING".

This document is a research report submitted to the U.S. Department of Justice. This report has not been published by the Department. Opinions or points of view expressed are those of the author(s) and do not necessarily reflect the official position or policies of the U.S. Department of Justice.

(4) The fourth missing perpetrator initials are recoded to “REC04 MISSING”. This becomes the eighth perpetrator identified by the respondent. ST2A4 and ST2L6 are recoded to “REC04 MISSING”.
(5) The fifth missing perpetrator initials are recoded to “REC05 MISSING”. This becomes the ninth perpetrator identified by the respondent. ST2A5 and ST2L7 are recoded to “REC05 MISSING”.
(6) The sixth missing perpetrator initials are recoded to “REC06 MISSING”. This becomes the 10th perpetrator identified by the respondent. ST2A6 and ST2L8 are recoded to “REC06 MISSING”.

**102130291**

The respondent provided initials in the ECCE section which had already been provided in the PV section.

(1) The “[PERP 01]” perpetrator in section PV is recoded to “10213029[REC01-PERP 01-GPOP]”. This remains the first perpetrator identified by the respondent. PV2A1 and PV2L1 are recoded to “10213029[REC01-PERP 01-GPOP]”.
(2) The “[PERP 01]” perpetrator in section ECCE is recoded to “10213029[REC02-PERP 01-GPOP]”. This remains the first perpetrator identified by the respondent in the elder abuse section and becomes the second perpetrator identified in the survey. ECCE7A1 and ECCE7Y1 are recoded to “10213029[REC02-PERP 01-GPOP]”.

**102139531**

The respondent provided too many initials in SV4.

(1) The additional initial is deleted. SV4A1 is recoded to system missing.

**102147291**

The respondent stopped the interview before providing all perpetrator initials for ST2.

(1) The first missing perpetrator initials are recoded to “REC01 MISSING”. This becomes the seventh perpetrator identified by the respondent. ST2A2 and ST2L4 are recoded to “REC01 MISSING”.
(2) The second missing perpetrator initials are recoded to “REC02 MISSING”. This becomes the eighth perpetrator identified by the respondent. ST2A3 and ST2L5 are recoded to “REC02 MISSING”.
(3) The third missing perpetrator initials are recoded to “REC03 MISSING”. This becomes the ninth perpetrator identified by the respondent. ST2A4 and ST2L6 are recoded to “REC03 MISSING”.
(4) The fourth missing perpetrator initials are recoded to “REC04 MISSING”. This becomes the 10th perpetrator identified by the respondent. ST2A5 and ST2L7 are recoded to “REC04 MISSING”.
(5) The fifth missing perpetrator initials are recoded to “REC05 MISSING”. This becomes the 11th perpetrator identified by the respondent. ST2A6 and ST2L8 are recoded to “REC05 MISSING”.
(6) The sixth missing perpetrator initials are recoded to “REC06 MISSING”. This becomes the 12th perpetrator identified by the respondent. ST2A7 and ST2L9 are recoded to “REC06 MISSING”.
(7) The seventh missing perpetrator initials are recoded to “REC07 MISSING”. This becomes the 13th perpetrator identified by the respondent. ST2A8 and ST2L10 are recoded to “REC07 MISSING”.
(8) The eighth missing perpetrator initials are recoded to “REC08 MISSING”. This becomes the 14th perpetrator identified by the respondent. ST2A9 and ST2L11 are recoded to “REC08 MISSING”.
(9) The ninth missing perpetrator initials are recoded to “REC09 MISSING”. This becomes the 15th perpetrator identified by the respondent. ST2A10 and ST2L12 are recoded to “REC09 MISSING”.

This document is a research report submitted to the U.S. Department of Justice. This report has not been published by the Department. Opinions or points of view expressed are those of the author(s) and do not necessarily reflect the official position or policies of the U.S. Department of Justice.

(10) The 10th missing perpetrator initials are recoded to "REC10 MISSING". This becomes the 16th perpetrator identified by the respondent. ST2A11 and ST2L13 are recoded to "REC10 MISSING".
(11) The 11th missing perpetrator initials are recoded to "REC11 MISSING". This becomes the 17th perpetrator identified by the respondent. ST2A12 and ST2L14 are recoded to "REC11 MISSING".
(12) The 12th missing perpetrator initials are recoded to "REC12 MISSING". This becomes the 18th perpetrator identified by the respondent. ST2A13 and ST2L15 are recoded to "REC12 MISSING".

**102152031**

The respondent stopped the interview before providing perpetrator initials for CCE3.

(1) The missing perpetrator initials are recoded to "REC01 MISSING". This becomes the fourth perpetrator identified by the respondent. CCE3I1 is recoded to system missing. CCE3A1 and CCE3L1 are recoded to "REC01 MISSING".

**102167821**

The respondent stopped the interview before providing perpetrator initials for ST1.

(1) The first missing perpetrator initials are recoded to "REC01 MISSING". This becomes the second perpetrator identified by the respondent. ST1A1 and ST1L1 are recoded to "REC01 MISSING".
(2) The second missing perpetrator initials are recoded to "REC02 MISSING". This becomes the third perpetrator identified by the respondent. ST1A2 and ST1L2 are recoded to "REC02 MISSING".
(3) The third missing perpetrator initials are recoded to "REC03 MISSING". This becomes the fourth perpetrator identified by the respondent. ST1A3 and ST1L3 are recoded to "REC03 MISSING".
(4) The fourth missing perpetrator initials are recoded to "REC04 MISSING". This becomes the fifth perpetrator identified by the respondent. ST1A4 and ST1L4 are recoded to "REC04 MISSING".
(5) The fifth missing perpetrator initials are recoded to "REC05 MISSING". This becomes the sixth perpetrator identified by the respondent. ST1A5 and ST1L5 are recoded to "REC05 MISSING".

**102191791**

The respondent stopped the interview before providing perpetrator initials for CCE12.

(1) The missing perpetrator initials are recoded to "REC01 MISSING". This becomes the first perpetrator identified by the respondent. CCE12A1 and CCE12L1 are recoded to "REC01 MISSING".

**102199331**

The respondent stopped the interview before providing perpetrator initials for PV3.

(1) The missing perpetrator initials are recoded to "REC01 MISSING". This becomes the first perpetrator identified by the respondent. PV3A1 and PV3L1 are recoded to "REC01 MISSING".

This document is a research report submitted to the U.S. Department of Justice. This report has not been published by the Department. Opinions or points of view expressed are those of the author(s) and do not necessarily reflect the official position or policies of the U.S. Department of Justice.

**102228871**

The respondent stopped the interview before providing all perpetrator initials for CCE3.

(1) The first missing perpetrator initials are recoded to “REC01 MISSING”. This becomes the sixth perpetrator identified by the respondent. CCE3A1 and CCE3L5 are recoded to “REC01 MISSING”.
(2) The second missing perpetrator initials are recoded to “REC02 MISSING”. This becomes the seventh perpetrator identified by the respondent. CCE3A2 and CCE3L6 are recoded to “REC02 MISSING”.
(3) The third missing perpetrator initials are recoded to “REC03 MISSING”. This becomes the eighth perpetrator identified by the respondent. CCE3A3 and CCE3L7 are recoded to “REC03 MISSING”.
(4) The fourth missing perpetrator initials are recoded to “REC04 MISSING”. This becomes the ninth perpetrator identified by the respondent. CCE3A4 and CCE3L8 are recoded to “REC04 MISSING”.

**102260441**

The respondent stopped the interview before providing perpetrator initials for ST1.

(1) The first missing perpetrator initials are recoded to “REC01 MISSING”. This becomes the second perpetrator identified by the respondent. ST1A1 and ST1L1 are recoded to “REC01 MISSING”.
(2) The second missing perpetrator initials are recoded to “REC02 MISSING”. This becomes the third perpetrator identified by the respondent. ST1A2 and ST1L2 are recoded to “REC02 MISSING”.
(3) The third missing perpetrator initials are recoded to “REC03 MISSING”. This becomes the fourth perpetrator identified by the respondent. ST1A3 and ST1L3 are recoded to “REC03 MISSING”.
(4) The fourth missing perpetrator initials are recoded to “REC04 MISSING”. This becomes the fifth perpetrator identified by the respondent. ST1A4 and ST1L4 are recoded to “REC04 MISSING”.
(5) The fifth missing perpetrator initials are recoded to “REC05 MISSING”. This becomes the sixth perpetrator identified by the respondent. ST1A5 and ST1L5 are recoded to “REC05 MISSING”.

**102261601**

The respondent stopped the interview before providing perpetrator initials for CCE1.

(1) The first missing perpetrator initials are recoded to “REC01 MISSING”. This becomes the fourth perpetrator identified by the respondent. CCE1A1 and CCE1L1 are recoded to “REC01 MISSING”.
(2) The second missing perpetrator initials are recoded to “REC02 MISSING”. This becomes the fifth perpetrator identified by the respondent. CCE1A2 and CCE1L2 are recoded to “REC02 MISSING”.
(3) The third missing perpetrator initials are recoded to “REC03 MISSING”. This becomes the sixth perpetrator identified by the respondent. CCE1A3 and CCE1L3 are recoded to “REC03 MISSING”.
(4) CCE1I1, CCE1I2, and CCE1I3 are recoded to system missing.

This document is a research report submitted to the U.S. Department of Justice. This report has not been published by the Department. Opinions or points of view expressed are those of the author(s) and do not necessarily reflect the official position or policies of the U.S. Department of Justice.

**102262241**

The respondent provided two initials in the EPA section which had already been provided in the PA section. One of these initials is provided again the in the ST section. Both are provided again in the SV section.

(1) The "[PERP 01]" perpetrator in the PA, CCE, and PV sections is recoded to "10226224[REC01-PERP 01-GPOP]". This remains the first perpetrator identified by the respondent. PA1A1, PA1L1, PA2L1, PA3L2, PA3T1, PA3Y1, CCE1L1, CCE1T1, CCE1Y1, CCE2L1, CCE2T1, CCE2Y1, CCE3L2, CCE3T2, CCE5L1, CCE5T1, CCE5Y1, CCE6L1, CCE8L1, CCE8T1, CCE8Y1, CCE9L1, CCE9T1, CCE9Y1, CCE10L2, CCE11L2, CCE11T2, CCE11Y2, CCE13L1, CCE13T1, CCE13Y2, CCE14L4, PV6L1, PV7L1, PV7T1, PV7Y1, and PV8L2 are all recoded to "10226224[REC01-PERP 01-GPOP]".
(2) The "[PERP 01]" perpetrator in the EPA, ECCE, and EPV sections is recoded to "10226224[REC02-PERP 01-GPOP]". This remains the second perpetrator identified by the respondent in the elder abuse section and becomes the 17th perpetrator identified in the survey. EPA1A2, EPA1Y2, EPA2Y1, EPA3Y1, EPA4Y7, ECCE1Y1, ECCE3Y1, ECCE8Y2, ECCE10Y3, ECCE11Y4, EPV1Y2, EPV3Y2, EPV5Y1, EPV7Y2, and EPV9Y1 are all recoded to "10226224[REC02-PERP 01-GPOP]".
(3) The "[PERP 06]" perpetrator in the PA, CCE, and PV sections is recoded to "10226224[REC01-PERP 06-GPOP]". This remains the sixth perpetrator identified by the respondent. PA2A4, PA2L6, PA4L1, PA4T1, CCE9L4, CCE9T2, CCE13L4, CCE14L7, PV1L2, and PV9L4 are all recoded to "10226224[REC01-PERP 06-GPOP]".
(4) The "[PERP 06]" perpetrator in the EPA, ECCE, and EPV sections is recoded to "10226224[REC02-PERP 06-GPOP]". This remains the eighth perpetrator identified by the respondent in the elder abuse section and becomes the 23rd perpetrator identified in the survey. EPA1A8, EPA1Y8, EPA3Y4, EPA4Y8, ECCE7Y1, ECCE8Y1, ECCE9Y4, ECCE11Y6, EPV7Y1, and EPV8Y3 are all recoded to "10226224[REC02-PERP 06-GPOP]".
(5) The "[PERP 01]" perpetrator in section ST1 is recoded to "10226224[REC03-PERP 01-GPOP]". This becomes a new perpetrator identified in ST1 and the 39th perpetrator identified by the respondent. ST1I1 is recoded to 24, ST1I2 is recoded to 33, ST1I3 is recoded to 32, ST1I4 is recoded to 14, ST1I5 is recoded to 37, ST1I6 is recoded to 18, ST1I7 is recoded to system missing, ST1A2 is recoded to "10226224[REC03-PERP 01-GPOP]", ST1L1 is recoded to "10226224[PERP 22-GPOP]", ST1L2 is recoded to "10226224[PERP 31-GPOP]", ST1L3 is recoded to "10226224[PERP 30-GPOP]", ST1L4 is recoded to "10226224[PERP 14-GPOP]", ST1L5 is recoded to "10226224[PERP 35-GPOP]", ST1L6 is recoded to "10226224[PERP 17-GPOP]", ST1L7 is recoded to "10226224[PERP 36-GPOP]", ST1L8 is recoded to "10226224[REC03-PERP 01-GPOP]", ST1B1 is recoded to 3, ST1B2 is recoded to 3, ST1B3 is recoded to 2, ST1B4 is recoded to 1, ST1B5 is recoded to 2, ST1B6 is recoded to 3, ST1B7 is recoded to 2, ST1B8 is recoded to 3, ST1D1 is recoded to 8, ST1D2 is recoded to 1, ST1T1 is recoded to "10226224[REC03-PERP 01-GPOP]", and ST1Y1 is recoded to "10226224[REC03-PERP 01-GPOP]".
(6) The "[PERP 01]" perpetrator in section ST2 is recoded to "10226224[REC04-PERP 01-GPOP]". This becomes a new perpetrator identified in ST2 and the 40th perpetrator identified by the respondent. ST2I1 is recoded to 34, ST2I2 is recoded to system missing, ST2A1 is recoded to "10226224[REC04-PERP 01-GPOP]", ST2L1 is recoded to "10226224[PERP 32-GPOP]", ST2L2 is recoded to "10226224[REC04-PERP 01-GPOP]", ST2B1 is recoded to 4, ST2B2 is recoded to 4, and ST2D1 is recoded to 1.
(7) The "[PERP 01]" perpetrator in section ST3 is recoded to "10226224[REC05-PERP 01-GPOP]". This becomes a new perpetrator identified in ST3 and the 41st perpetrator identified by the respondent. ST3I1 is recoded to 24, ST3I2 is recoded to 27, ST3I3 is recoded to system missing, ST3A1 is recoded to "10226224[REC05-PERP 01-GPOP]", ST3L1 is recoded to "10226224[PERP 22-GPOP]", ST3L2 is recoded to "10226224[PERP 25-GPOP]", ST3L3 is recoded to "10226224[REC05-PERP 01-GPOP]", ST3B1 is recoded to 2, ST3B2 is recoded to 4, ST3B3 is recoded to 3, ST3D1 is recoded to 3, ST3D2 is recoded to 1, ST3D3 is recoded to 2, ST3T1 is recoded to "10226224[REC05-PERP 01-GPOP]", and ST3Y1 is recoded to "10226224[REC05-PERP 01-GPOP]".
(8) The "[PERP 01]" perpetrator in section ST6 is recoded to "10226224[REC06-PERP 01-GPOP]". This becomes a new perpetrator identified in ST6 and the 42nd perpetrator identified by the respondent. ST6I1 is recoded to 34,

This document is a research report submitted to the U.S. Department of Justice. This report has not been published by the Department. Opinions or points of view expressed are those of the author(s) and do not necessarily reflect the official position or policies of the U.S. Department of Justice.

ST6I2 is recoded to 24, ST6I3 is recoded to system missing, ST6A1 is recoded to “10226224[REC06-PERP 01-GPOP]”, ST6L1 is recoded to “10226224[PERP 32-GPOP]”, ST6L2 is recoded to “10226224[PERP 22-GPOP]”, ST6L3 is recoded to “10226224[REC06-PERP 01-GPOP]”, ST6B1 is recoded to 3, ST6B2 is recoded to 4, ST6B3 is recoded to 2, ST6D1 is recoded to 1, and ST6D2 is recoded to 2.
(9) ST7I1 is recoded to 34, ST7I2 is recoded to 24, and ST7I3 is recoded to 28.
(10) The “[PERP 01]” perpetrator in section SV1 is recoded to “10226224[REC07-PERP 01-GPOP]”. This becomes a new perpetrator identified in SV1 and the 43rd perpetrator identified by the respondent. SV1I1 is recoded to 2, SV1I2 is recoded to system missing, SV1A1 is recoded to “10226224[REC07-PERP 01-GPOP]”, SV1L1 is recoded to “10226224[PERP 02-GPOP]”, SV1L2 is recoded to “10226224[REC07-PERP 01-GPOP]”, SV1B1 is recoded to 2, SV1B2 is recoded to 2, SV1O1 is recoded to 3, SV1O2 is recoded to 3, SV1P1 is recoded to 4, and SV1P2 is recoded to 4.
(11) The “[PERP 01]” perpetrator in section SV2 is recoded to “10226224[REC08-PERP 01-GPOP]” and the “10226224[PERP 06-GPOP]” perpetrator in section SV2 is recoded “10226224[REC03-PERP 06-GPOP]”. Both perpetrators become new perpetrators identified in SV2. The perpetrator “10226224[REC08-PERP 01-GPOP]” becomes the 44th perpetrator identified by the respondent and the perpetrator “10226224[REC03-PERP 06-GPOP]” becomes the 45th. SV2I1 is recoded to 24, SV2I2 is recoded to system missing, SV2I3 is recoded to system missing, SV2A1 is recoded to “10226224[REC08-PERP 01-GPOP]”, SV2A2 is recoded to “10226224[REC03-PERP 06-GPOP]”, SV2L1 is recoded to “10226224[PERP 22-GPOP]”, SV2L2 is recoded to “10226224[REC08-PERP 01-GPOP]”, SV2L3 is recoded to “10226224[REC03-PERP 06-GPOP]”, SV2B1 is recoded to 1, SV2B2 is recoded to 2, SV2B3 is recoded to 2, SV2O1 is recoded to 3, SV2O2 is recoded to 3, SV2O3 is recoded to 3, SV2P1 is recoded to 4, SV2P2 is recoded to 4, and SV2P3 is recoded to 4.
(12) The “[PERP 01]” perpetrator in section SV3 is recoded to “10226224[REC09-PERP 01-GPOP]” and the “[PERP 06]” perpetrator in section SV3 is recoded “10226224[REC04-PERP 06-GPOP]”. Both perpetrators become new perpetrators identified in SV3. The perpetrator “10226224[REC09-PERP 01-GPOP]” becomes the 46th perpetrator identified by the respondent and the perpetrator “10226224[REC04-PERP 06-GPOP]” becomes the 47th. SV3I1 is recoded to 2, SV3I2 is recoded to 4, SV3I3 is recoded to 5, SV3I4 is recoded to 8, SV3I5 is recoded to 9, SV3I6 is recoded to 10, SV3I7 is recoded to 11, SV3I8 is recoded to 13, SV3I9 is recoded to 14, SV3I10 is recoded to 24, SV3I11 is recoded to 26, SV3I12 is recoded to 27, SV3I13 is recoded to 28, SV3I14 is recoded to system missing, SV3I15 is recoded to system missing, SV3A1 is recoded to “10226224[REC09-PERP 01-GPOP]”, SV3A2 is recoded to “10226224[REC04-PERP 06-GPOP]”, SV3L1 is recoded to “10226224[PERP 02-GPOP]”, SV3L2 is recoded to “10226224[PERP 04-GPOP]”, SV3L3 is recoded to “10226224[PERP 05-GPOP]”, SV3L4 is recoded to “10226224[PERP 08-GPOP]”, SV3L5 is recoded to “10226224[PERP 09-GPOP]”, SV3L6 is recoded to “10226224[PERP 10-GPOP]”, SV3L7 is recoded to “10226224[PERP 11-GPOP]”, SV3L8 is recoded to “10226224[PERP 13-GPOP]”, SV3L9 is recoded to “10226224[PERP 14-GPOP]”, SV3L10 is recoded to “10226224[PERP 22-GPOP]”, SV3L11 is recoded to “10226224[PERP 24-GPOP]”, SV3L12 is recoded to “10226224[PERP 25-GPOP]”, SV3L13 is recoded to “10226224[PERP 26-GPOP]”, SV3L14 is recoded to “10226224[REC09-PERP 01-GPOP]”, SV3L15 is recoded to “10226224[REC04-PERP 06-GPOP]”, SV3B1 is recoded to 2, SV3B2 is recoded to 2, SV3B3 is recoded to 1, SV3B4 is recoded to -1, SV3B5 is recoded to 3, SV3B6 is recoded to 2, SV3B7 is recoded to 3, SV3B8 is recoded to 4, SV3B9 is recoded to 3, SV3B10 is recoded to 3, SV3B11 is recoded to 3, SV3B12 is recoded to 1, SV3B13 is recoded to 4, SV3B14 is recoded to 1, SV3B15 is recoded to 2, SV3O1 is recoded to 3, SV3O2 is recoded to 3, SV3O3 is recoded to 1, SV3O4 is recoded to 3, SV3O5 is recoded to 3, SV3O6 is recoded to 3, SV3O7 is recoded to 3, SV3O8 is recoded to 4, SV3O9 is recoded to 4, SV3O10 is recoded to 3, SV3O11 is recoded to 1, SV3O12 is recoded to 4, SV3O13 is recoded to 3, SV3O14 is recoded to 2, SV3O15 is recoded to 3, SV3P1 is recoded to 1, SV3P2 is recoded to 3, SV3P3 is recoded to 1, SV3P4 is recoded to 1, SV3P5 is recoded to 3, SV3P6 is recoded to 4, SV3P7 is recoded to 3, SV3P8 is recoded to 3, SV3P9 is recoded to 1, SV3P10 is recoded to 3, SV3P11 is recoded to 3, SV3P12 is recoded to 1, SV3P13 is recoded to 3, SV3P14 is recoded to 1, and SV3P15 is recoded to 3.
(13)The “[PERP 01]” perpetrator in section SV4 is recoded to “10226224[REC10-PERP 01-GPOP]” and the “[PERP 06]” perpetrator in section SV4 is recoded “10226224[REC05-PERP 06-GPOP]”. Both perpetrators become new perpetrators identified in SV4. The perpetrator “10226224[REC10-PERP 01-GPOP]” becomes the 48th perpetrator identified by the respondent and the perpetrator “10226224[REC05-PERP 06-GPOP]” becomes the 49th. SV4I1 is recoded to 4, SV4I2 is recoded to 8, SV4I3 is recoded to 9, SV4I4 is recoded to 10, SV4I5 is recoded to 11, SV4I6 is recoded to 12,

This document is a research report submitted to the U.S. Department of Justice. This report has not been published by the Department. Opinions or points of view expressed are those of the author(s) and do not necessarily reflect the official position or policies of the U.S. Department of Justice.

SV4I7 is recoded to 14, SV4I8 is recoded to 15, SV4I9 is recoded to 16, SV4I10 is recoded to 18, SV4I11 is recoded to 19, SV4I12 is recoded to 20, SV4I13 is recoded to 21, SV4I14 is recoded to system missing, SV4I15 is recoded to system missing, SV4A1 is recoded to “10226224[REC10-PERP 01-GPOP]”, SV4A2 is recoded to “10226224[REC05-PERP 06-GPOP]”, SV4L1 is recoded to “10226224[PERP 04-GPOP]”, SV4L2 is recoded to “10226224[PERP 08-GPOP]”, SV4L3 is recoded to “10226224[PERP 09-GPOP]”, SV4L4 is recoded to “10226224[PERP 10-GPOP]”, SV4L5 is recoded to “10226224[PERP 11-GPOP]”, SV4L6 is recoded to “10226224[PERP 12-GPOP] SV4L7 is recoded to “10226224[PERP 14-GPOP]”, SV4L8 is recoded to “10226224[PERP 15-GPOP]”, SV4L9 is recoded to “10226224[PERP 16-GPOP]”, SV4L10 is recoded to “10226224[PERP 17-GPOP]”, SV4L11 is recoded to “10226224[PERP 18-GPOP]”, SV4L12 is recoded to “10226224[PERP 19-GPOP]”, SV4L13 is recoded to “10226224[PERP 20-GPOP]”, SV4L14 is recoded to “10226224[REC10-PERP 01-GPOP]”, SV4L15 is recoded to “10226224[REC05-PERP 06-GPOP]”, SV4B1 is recoded to 2, SV4B2 is recoded to 3, SV4B3 is recoded to 4, SV4B4 is recoded to 3, SV4B5 is recoded to 3, SV4B6 is recoded to 4, SV4B7 is recoded to 2, SV4B8 is recoded to 3, SV4B9 is recoded to 4, SV4B10 is recoded to 3, SV4B11 is recoded to 2, SV4B12 is recoded to 3, SV4B13 is recoded to 3, SV4B14 is recoded to 3, SV4B15 is recoded to 2, SV4D1 is recoded to 14, SV4D2 is recoded to 15, SV4D3 is recoded to 2, SV4T1 is recoded to “10226224[REC10-PERP 01-GPOP]”, SV4T2 is recoded to “10226224[REC05- PERP 06-GPOP]”, SV4Y1 is recoded to “10226224[REC10-PERP 01-GPOP]”, SV4O1 is recoded to 3, SV4O2 is recoded to 3, SV4O3 is recoded to 3, SV4O4 is recoded to 3, SV4O5 is recoded to 3, SV4O6 is recoded to 3, SV4O7 is recoded to 3, SV4O8 is recoded to 2, SV4O9 is recoded to 3, SV4O10 is recoded to 3, SV4O11 is recoded to 3, SV4O12 is recoded to 3, SV4O13 is recoded to 3, SV4O14 is recoded to 3, SV4O15 is recoded to 3, SV4P1 is recoded to 2, SV4P2 is recoded to 3, SV4P3 is recoded to 2, SV4P4 is recoded to 1, SV4P5 is recoded to 3, SV4P6 is recoded to 2, SV4P7 is recoded to 3, SV4P8 is recoded to 1, SV4P9 is recoded to 1, SV4P10 is recoded to 1, SV4P11 is recoded to 1, SV4P12 is recoded to 3, SV4P13 is recoded to 3, SV4P14 is recoded to 1, and SV4P15 is recoded to 4.

(14) The “10226224[PERP 01-GPOP]” perpetrator in section SV5 is recoded to “10226224[REC11-PERP 01-GPOP]” and the “10226224[PERP 06-GPOP]” perpetrator in section SV5 is recoded “10226224[REC06-PERP 06-GPOP]”. Both perpetrators become new perpetrators identified in SV5. The perpetrator “10226224[REC11-PERP 01-GPOP]” becomes the 50th perpetrator identified by the respondent and the perpetrator “10226224[REC06-PERP 06-GPOP]” becomes the 51st. SV5I1 is recoded to 9, SV5I2 is recoded to 10, SV5I3 is recoded to 11, SV5I4 is recoded to 12, SV5I5 is recoded to 13, SV5I6 is recoded to system missing, SV5I7 is recoded to system missing, SV5A1 is recoded to “10226224[REC11-PERP 01-GPOP]”, SV5A2 is recoded to “10226224[REC06-PERP 06-GPOP]”, SV5L1 is recoded to “10226224[PERP 09-GPOP]”, SV5L2 is recoded to “10226224[PERP 10-GPOP]”, SV5L3 is recoded to “10226224[PERP 11-GPOP]”, SV5L4 is recoded to “10226224[PERP 12-GPOP]”, SV5L5 is recoded to “10226224[PERP 13-GPOP]”, SV5L6 is recoded to “10226224[REC11-PERP 01-GPOP]”, SV5L7 is recoded to “10226224[REC06-PERP 06-GPOP]”, SV5B1 is recoded to 2, SV5B2 is recoded to 3, SV5B3 is recoded to 2, SV5B4 is recoded to 3, SV5B5 is recoded to 2, SV5B6 is recoded to 2, SV5B7 is recoded to 2, SV5D1 is recoded to 6, SV5T1 is recoded to “10226224[REC11-PERP 01-GPOP]”, SV5Y1 is recoded to “10226224[REC11-PERP 01-GPOP]”, SV5O1 is recoded to 3, SV5O2 is recoded to 3, SV5O3 is recoded to 3, SV5O4 is recoded to 3, SV5O5 is recoded to 3, SV5O6 is recoded to 3, SV5O7 is recoded to 3, SV5P1 is recoded to 3, SV5P2 is recoded to 3, SV5P3 is recoded to 1, SV5P4 is recoded to 3, SV5P5 is recoded to 4, SV5P6 is recoded to 3, and SV5P7 is recoded to 1.

(15) The “10226224[PERP 01-GPOP]” perpetrator in section SV6 is recoded to “10226224[REC12-PERP 01-GPOP]” and the “10226224[PERP 06-GPOP]” perpetrator in section SV6 is recoded “10226224[REC07-PERP 06-GPOP]”. Both perpetrators become new perpetrators identified in SV6. The perpetrator “10226224[REC12-PERP 01- GPOP]” becomes the 52nd perpetrator identified by the respondent and the perpetrator “10226224[REC07-PERP 06-GPOP]” becomes the 53rd. SV6I1 is recoded to 2, SV6I2 is recoded to 8, SV6I3 is recoded to 9, SV6I4 is recoded to 11, SV6I5 is recoded to 13, SV6I6 is recoded to 14, SV6I7 is recoded to 15, SV6I8 is recoded to 16, SV6I9 is recoded to system missing, SV6I10 is recoded to system missing, SV6A1 is recoded to “10226224[REC12-PERP 01-GPOP]”, SV6A2 is recoded to “10226224[REC07-PERP 06-GPOP]”, SV6L1 is recoded to “10226224[PERP 02-GPOP]”, SV6L2 is recoded to “10226224[PERP 08-GPOP]”, SV6L3 is recoded to “10226224[PERP 09-GPOP]”, SV6L4 is recoded to “10226224[PERP 11-GPOP]”, SV6L5 is recoded to “10226224[PERP 13-GPOP]”, SV6L6 is recoded to “10226224[PERP 14-GPOP]”, SV6L7 is recoded to “10226224[PERP 15-GPOP]”, SV6L8 is recoded to “10226224[PERP 16-GPOP]”, SV6L9 is recoded to “10226224[REC12-PERP 01-GPOP]”, SV6L10 is recoded to “10226224[REC07-PERP 06-GPOP]”, SV6B1 is recoded to 2, SV6B2 is recoded to 2, SV6B3 is recoded to 4, SV6B4 is recoded to 3, SV6B5 is recoded to 3, SV6B6 is recoded to 3, SV6B7 is recoded to 2, SV6B8 is recoded to -1, SV6B9 is

This document is a research report submitted to the U.S. Department of Justice. This report has not been published by the Department. Opinions or points of view expressed are those of the author(s) and do not necessarily reflect the official position or policies of the U.S. Department of Justice.

recoded to 2, SV6B10 is recoded to 2, SV6D1 is recoded to 9, SV6T1 is recoded to “10226224[REC12-PERP 01-GPOP]”, SV6Y1 is recoded to “10226224[REC12-PERP 01-GPOP]”, SV6O1 is recoded to 3, SV6O2 is recoded to 3, SV6O3 is recoded to 3, SV6O4 is recoded to 3, SV6O5 is recoded to 1, SV6O6 is recoded to 3, SV6O7 is recoded to 3, SV6O8 is recoded to 3, SV6O9 is recoded to 3, SV6O10 is recoded to 3, SV6P1 is recoded to 4, SV6P2 is recoded to 4, SV6P3 is recoded to 3, SV6P4 is recoded to 1, SV6P5 is recoded to 3, SV6P6 is recoded to 1, SV6P7 is recoded to 3, SV6P8 is recoded to 3, SV6P9 is recoded to 3, and SV6P10 is recoded to 1.
(16) The “10226224[PERP 01-GPOP]” perpetrator in section SV7 is recoded to “10226224[REC13-PERP 01-GPOP]”. This becomes a new perpetrator identified in SV7 and the 54th perpetrator identified by the respondent. SV7I1 is recoded to system missing, SV7A1 is recoded to “10226224[REC13-PERP 01-GPOP]”, SV7L1 is recoded to “10226224[REC13-PERP 01-GPOP]”, SV7T1 is recoded to “10226224[REC13-PERP 01-GPOP]”, and SV7Y1 is recoded to “10226224[REC13-PERP 01-GPOP]”.
(17) SV9I1 is recoded to 24.
(18) The “10226224[PERP 01-GPOP]” perpetrator in section SV11 is recoded to “10226224[REC14-PERP 01-GPOP]”. This becomes a new perpetrator identified in SV7 and the 55th perpetrator identified by the respondent. SV11I1 is recoded to system missing, SV11A1 is recoded to “10226224[REC14-PERP 01-GPOP]”, and SV11L1 is recoded to “10226224[REC14-PERP 01-GPOP]”.
(19) SV12I1 is recoded to 24.
(20) The “10226224[PERP 01-GPOP]” perpetrator in section SV14 is recoded to “10226224[REC15-PERP 01-GPOP]” and the “10226224[PERP 06-GPOP]” perpetrator in section SV14 is recoded “10226224[REC08-PERP 06-GPOP]”. Both perpetrators become new perpetrators identified in SV14. The perpetrator “10226224[REC15-PERP 01-GPOP]” becomes the 56th perpetrator identified by the respondent and the perpetrator “10226224[REC08-PERP 06-GPOP]” becomes the 57th. SV14I1 is recoded to 4, SV14I2 is recoded to 9, SV14I3 is recoded to 11, SV14I4 is recoded to system missing, SV14I5 is recoded to system missing, SV14A1 is recoded to “10226224[REC15-PERP 01-GPOP]”, SV14A2 is recoded to “10226224[REC08-PERP 06-GPOP]”, SV14L1 is recoded to “10226224[PERP 04-GPOP]”, SV14L2 is recoded to “10226224[PERP 09-GPOP]”, SV14L3 is recoded to “10226224[PERP 11-GPOP]”, SV14L4 is recoded to “10226224[REC15-PERP 01-GPOP]”, SV14L5 is recoded to “10226224[REC08-PERP 06-GPOP]”, SV14B1 is recoded to 2, SV14B2 is recoded to 2,SV14B3 is recoded to 2,SV14B4 is recoded to 2,SV14B5 is recoded to 2, SV14D1 is recoded to 4, SV14D2 is recoded to 1, SV14D3 is recoded to 5, SV14T1 is recoded to “10226224[REC15-PERP 01-GPOP]”, SV14T3 is recoded to “10226224[REC08-PERP 06-GPOP]”, SV14Y1 is recoded to “10226224[REC15-PERP 01-GPOP]”, SV14Y3 is recoded to “10226224[REC08-PERP 06-GPOP]”, SV14O1 is recoded to 3, SV14O2 is recoded to 3, SV14O3 is recoded to 3, SV14O4 is recoded to 3,SV14O4 is recoded to 3, SV14P1 is recoded to 3, SV14P2 is recoded to 3,SV14P3 is recoded to 1,SV14P4 is recoded to 3,and SV14P5 is recoded to 1.
(21) SV15I1 is recoded to 24.
(22) The “10226224[PERP 01-GPOP]” perpetrator in section SV16 is recoded to “10226224[REC16-PERP 01-GPOP]” and the “10226224[PERP 06-GPOP]” perpetrator in section SV16 is recoded “10226224[REC09-PERP 06-GPOP]”. Both perpetrators become new perpetrators identified in SV16. The perpetrator “10226224[REC16-PERP 01-GPOP]” becomes the 58th perpetrator identified by the respondent and the perpetrator “10226224[REC09-PERP 06-GPOP]” becomes the 59th. SV16I1 is recoded to 2, SV16I2 is recoded to 5, SV16I3 is recoded to system missing, SV16I4 is recoded to system missing, SV16A1 is recoded to “10226224[REC16-PERP 01-GPOP]”, SV16A2 is recoded to “10226224[REC09-PERP 06-GPOP]”, SV16L1 is recoded to “10226224[PERP 02-GPOP]”, SV16L2 is recoded to “10226224[PERP 05-GPOP]”, SV16L3 is recoded to “10226224[REC16-PERP 01-GPOP]”, SV16L4 is recoded to “10226224[REC09-PERP 06-GPOP]”, SV16B1 is recoded to 1, SV16B2 is recoded to 1, SV16B3 is recoded to 5, SV16B4 is recoded to 2, SV16D1 is recoded to 3, SV16D2 is recoded to 1, SV16D3 is recoded to 4, SV16T1 is recoded to “10226224[REC16-PERP 01-GPOP]”, SV16T3 is recoded to “10226224[REC09-PERP 06-GPOP]”, SV16O1 is recoded to 3, SV16O2 is recoded to 3, SV16O3 is recoded to 3, SV16O4 is recoded to 3, SV16P1 is recoded to 1, SV16P2 is recoded to 1, SV16P3 is recoded to 3, and SV16P4 is recoded to 1.
(23)The “10226224[PERP 01-GPOP]” perpetrator in section SV17 is recoded to “10226224[REC17-PERP 01-GPOP]” and the “10226224[PERP 06-GPOP]” perpetrator in section SV17 is recoded “10226224[REC10-PERP 06-GPOP]”. Both perpetrators become new perpetrators identified in SV17. The perpetrator “10226224[REC17-PERP 01-GPOP]” becomes the 60th perpetrator identified by the respondent and the perpetrator “10226224[REC10-PERP 06-GPOP]” becomes the 61st. SV17I1 is recoded to 3, SV17I2 is recoded to 4, SV17I3 is recoded to 7, SV17I4 is recoded to system missing, SV17I5 is recoded to system

This document is a research report submitted to the U.S. Department of Justice. This report has not been published by the Department. Opinions or points of view expressed are those of the author(s) and do not necessarily reflect the official position or policies of the U.S. Department of Justice.

missing, SV17A1 is recoded to “10226224[REC17-PERP 01-GPOP]”, SV17A2 is recoded to “10226224[REC10-PERP 06-GPOP]”, SV17L1 is recoded to “10226224[PERP 03-GPOP]”, SV17L2 is recoded to “10226224[PERP 04-GPOP]”, SV17L3 is recoded to “10226224[PERP 07-GPOP]”, SV17L4 is recoded to “10226224[REC17-PERP 01-GPOP]”, SV17L5 is recoded to “10226224[REC10-PERP 06-GPOP]”, SV17B1 is recoded to 1, SV17B2 is recoded to 1, SV17B3 is recoded to 1, SV17B4 is recoded to 5, SV17B5 is recoded to 1, SV17D1 is recoded to 4, SV17T1 is recoded to “10226224[REC17-PERP 01-GPOP]”, SV17Y1 is recoded to “10226224[REC17-PERP 01-GPOP]”, SV17O1 is recoded to 3, SV17O2 is recoded to 3, SV17O3 is recoded to 3, SV17O4 is recoded to 3, SV17O5 is recoded to 3, SV17P1 is recoded to 1, SV17P2 is recoded to 3, SV17P3 is recoded to 1, SV17P4 is recoded to 3, and SV17P5 is recoded to 1.

(24)The “10226224[PERP 01-GPOP]” perpetrator in section SV19 is recoded to “10226224[REC18-PERP 01-GPOP]”. This becomes a new perpetrator identified in SV19 and the 62nd perpetrator identified by the respondent. SV19I1 is recoded to 3, SV19I2 is recoded to 4, SV19I3 is recoded to system missing, SV19A1 is recoded to “10226224[REC18-PERP 01-GPOP]”, SV19L1 is recoded to “10226224[PERP 03-GPOP]”, SV19L2 is recoded to “10226224[PERP 04-GPOP]”, SV19L3 is recoded to “10226224[REC18-PERP 01-GPOP]”, SV19B1 is recoded to 1, SV19B2 is recoded to 1, SV19B3 is recoded to 3, SV19D1 is recoded to 3, SV19D2 is recoded to 1, SV19T1 is recoded to “10226224[REC18-PERP 01-GPOP]”, SV19Y1 is recoded to “10226224[REC18-PERP 01-GPOP]”, SV19O1 is recoded to 3, SV19O2 is recoded to 3, SV19O3 is recoded to 3, SV19P1 is recoded to 3, SV19P2 is recoded to 1, and SV19P3 is recoded to 3.

(25)The “10226224[PERP 01-GPOP]” perpetrator in section SV20 is recoded to “10226224[REC19-PERP 01-GPOP]” and the “10226224[PERP 06-GPOP]” perpetrator in section SV20 is recoded “10226224[REC11-PERP 06-GPOP]”. Both perpetrators become new perpetrators identified in SV20. The perpetrator “10226224[REC19-PERP 01-GPOP]” becomes the 63rd perpetrator identified by the respondent and the perpetrator “10226224[REC11-PERP 06-GPOP]” becomes the 64th. SV20I1 is recoded to 2, SV20I2 is recoded to 24, SV20I3 is recoded to 5, SV20I4 is recoded to system missing, SV20I5 is recoded to system missing, SV20A1 is recoded to “10226224[REC19-PERP 01-GPOP]”, SV20A2 is recoded to “10226224[REC11-PERP 06-GPOP]”, SV20L1 is recoded to “10226224[PERP 02-GPOP]”, SV20L2 is recoded to “10226224[PERP 22-GPOP]”, SV20L3 is recoded to “10226224[PERP 05-GPOP]”, SV20L4 is recoded to “10226224[REC19-PERP 01-GPOP]”, SV20L5 is recoded to “10226224[REC11-PERP 06-GPOP]”, SV20B1 is recoded to 1, SV20B2 is recoded to 2, SV20B3 is recoded to 2, SV20B4 is recoded to 2, SV20B5 is recoded to 2, SV20D1 is recoded to 4, SV20D2 is recoded to 2, SV20T1 is recoded to “10226224[REC19-PERP 01-GPOP]”, SV20Y1 is recoded to “10226224[REC19-PERP 01-GPOP]”, SV20O1 is recoded to 3, SV20O2 is recoded to 3, SV20O3 is recoded to 3, SV20O4 is recoded to 3, SV20O5 is recoded to 3,SV20P1 is recoded to 3, SV20P2 is recoded to 3, SV20P3 is recoded to 3, SV20P4 is recoded to 3, and SV20P5 is recoded to 1.

(26)The “10226224[PERP 01-GPOP]” perpetrator in section SV21 is recoded to “10226224[REC20-PERP 01-GPOP]” and the “10226224[PERP 06-GPOP]” perpetrator in section SV21 is recoded “10226224[REC12-PERP 06-GPOP]”. Both perpetrators become new perpetrators identified in SV21. The perpetrator “10226224[REC20-PERP 01-GPOP]” becomes the 65th perpetrator identified by the respondent and the perpetrator “10226224[REC12-PERP 06-GPOP]” becomes the 66th. SV21I1 is recoded to 2, SV21I2 is recoded to 3, SV21I3 is recoded to system missing, SV21I4 is recoded to system missing, SV21A1 is recoded to “10226224[REC20-PERP 01-GPOP]”, SV21A2 is recoded to “10226224[REC12-PERP 06-GPOP]”, SV21L1 is recoded to “10226224[PERP 02-GPOP]”, SV21L2 is recoded to “10226224[PERP 03-GPOP]”, SV21L3 is recoded to “10226224[REC20-PERP 01-GPOP]”, SV21L4 is recoded to “10226224[REC12-PERP 06-GPOP]”, SV21B1 is recoded to 2, SV21B2 is recoded to 3, SV21B3 is recoded to 3, SV21B4 is recoded to 3, SV21D1 is recoded to 3, SV21D2 is recoded to 2, SV21D3 is recoded to 4, SV21T1 is recoded to “10226224[REC20-PERP 01-GPOP]”, SV21T3 is recoded to “10226224[REC12-PERP 06-GPOP]”, SV21Y1 is recoded to “10226224[REC20-PERP 01-GPOP]”, SV21Y3 is recoded to “10226224[REC12-PERP 06-GPOP]”, SV21O1 is recoded to 3, SV21O2 is recoded to 3, SV21O3 is recoded to 3, SV21O4 is recoded to 3, SV21P1 is recoded to 3, SV21P2 is recoded to 3, SV21P3 is recoded to 3, and SV21P4 is recoded to 3.

(27)The “10226224[PERP 01-GPOP]” perpetrator in section SV22 is recoded to “10226224[REC21-PERP 01-GPOP]”. This becomes a new perpetrator identified in SV22 and the 67th perpetrator identified by the respondent. SV22I1 is recoded to 2, SV22I2 is recoded to 3, SV22I3 is recoded to 4, SV22I4 is recoded to system missing, SV22A1 is recoded to “10226224[REC21-PERP 01-GPOP]”, SV22L1 is recoded to “10226224[PERP 02-GPOP]”, SV22L2 is recoded to “10226224[PERP 03-GPOP]”, SV22L3 is recoded to “10226224[PERP 04-GPOP]”, SV22L4 is recoded to “10226224[REC21-PERP 01-GPOP]”, SV22B1 is recoded to 3, SV22B2 is recoded to 1, SV22B3 is recoded to 2, SV22B4 is recoded to 4, SV22D1 is recoded to 4, SV22D2 is recoded to

This document is a research report submitted to the U.S. Department of Justice. This report has not been published by the Department. Opinions or points of view expressed are those of the author(s) and do not necessarily reflect the official position or policies of the U.S. Department of Justice.

1, SV22T1 is recoded to “10226224[REC21-PERP 01-GPOP]”, SV22Y1 is recoded to “10226224[REC21-PERP 01-GPOP]”, SV22O1 is recoded to 3, SV22O2 is recoded to 3, SV22O3 is recoded to 3, SV22O4 is recoded to 3, SV22P1 is recoded to 1, SV22P2 is recoded to 3, SV22P3 is recoded to 3, and SV22P4 is recoded to 1.
(28)Follow-up data in SVFU0714_1, SVFU1114_1, SVFU0716_1, SVFU1116_1, SVFU0717_1, and SVFU1117_1 are all recoded to system missing. (Note: if analysts wish to recode all perpetrator initials back to their original values, SVFU0714_1, SVFU1114_1, SVFU0716_1, SVFU1116_1, SVFU0717_1, and SVFU1117_1 should all be recoded back to their original values [all 1]).

**102269601**

The respondent stopped the interview before providing perpetrator initials for ST2.

(1) The missing perpetrator initials are recoded to “REC01 MISSING”. This becomes the second perpetrator identified by the respondent. ST2A1 and ST2L1 are recoded to “REC01 MISSING”.

**102290271**

The respondent provided initials in the EPA section which had already been provided in the PA section.

(1) The “10229027[PERP 02-GPOP]” perpetrator in sections PA and CCE is recoded to “10229027[REC01-PERP 02-GPOP]”. This remains the second perpetrator identified by the respondent. PA2A1, PA2L1, PA2T1, PA2Y1, PA4L2, PA4T1, PA4Y1, CCE1L2, CCE1T2, CCE1Y1, CCE2L2, CCE2T1, CCE2Y1, CCE3L2, CCE3T1, CCE3Y1, CCE7L2, CCE7T1, CCE7Y1, CCE10L2, CCE10T1, CCE10Y1, CCE11L2, CCE11T1, and CCE11Y1 are all recoded to “10229027[REC01-PERP 02-GPOP]”.
(2) The “10229027[PERP 02-GPOP]” perpetrator in section EPA is recoded to “10229027[REC02-PERP 02-GPOP]”. This remains the first perpetrator identified by the respondent in the elder abuse section and becomes the fourth perpetrator identified in the survey. EPA1A1 and EPA1Y1 are recoded to “10229027[REC02-PERP 02-GPOP]”.
(3) The “10229027[PERP 02-GPOP]” perpetrator in section ST4 is recoded to “10229027[REC03-PERP 02-GPOP]”. This becomes a new perpetrator identified in ST4 and the 10th perpetrator identified by the respondent. ST4I1 is recoded to 6, ST4I2 is recoded to system missing, ST4A3 is recoded to “10229027[REC03-PERP 02-GPOP]”, ST4L1 is recoded to “10229027[PERP 05-GPOP]”, ST4L2 is recoded to “10229027[PERP 07-GPOP]”, ST4L3 is recoded to “10229027[PERP 08-GPOP]”, ST4L4 is recoded to “10229027[REC03-PERP 02-GPOP]”, ST4B1 is recoded to 1, ST4B2 is recoded to 2, ST4B3 is recoded to 1, ST4B4 is recoded to 3, ST4D1 is recoded to 4, ST4T1 is recoded to “10229027[REC03-PERP 02-GPOP]”, and ST4Y1 is recoded to “10229027[REC03-PERP 02-GPOP]”.
(4) ST5I1 is recoded to 7, SV2I1 is recoded to 8, and SV5I1 is recoded to 7.

**102298991**

The respondent stopped the interview before providing perpetrator initials for ST1.

(1) The first missing perpetrator initials are recoded to “REC01 MISSING”. This becomes the fourth perpetrator identified by the respondent. ST1A1 and ST1L1 are recoded to “REC01 MISSING”.
(2) The second missing perpetrator initials are recoded to “REC02 MISSING”. This becomes the fifth perpetrator identified by the respondent. ST1A2 and ST1L2 are recoded to “REC02 MISSING”.
(3) The third missing perpetrator initials are recoded to “REC03 MISSING”. This becomes the sixth perpetrator identified by the respondent. ST1A3 and ST1L3 are recoded to “REC03 MISSING”.
(4) The fourth missing perpetrator initials are recoded to “REC04 MISSING”. This becomes the seventh perpetrator identified by the respondent. ST1A4 and ST1L4 are recoded to “REC04 MISSING”.
(5) The fifth missing perpetrator initials are recoded to “REC05 MISSING”. This becomes the eighth perpetrator identified by the respondent. ST1A5 and ST1L5 are recoded to “REC05 MISSING”.

This document is a research report submitted to the U.S. Department of Justice. This report has not been published by the Department. Opinions or points of view expressed are those of the author(s) and do not necessarily reflect the official position or policies of the U.S. Department of Justice.

(6) The sixth missing perpetrator initials are recoded to “REC06 MISSING”. This becomes the ninth perpetrator identified by the respondent. ST1A6 and ST1L6 are recoded to “REC06 MISSING”.
(7) The seventh missing perpetrator initials are recoded to “REC07 MISSING”. This becomes the 10th perpetrator identified by the respondent. ST1A7 and ST1L7 are recoded to “REC07 MISSING”.
(8) The eighth missing perpetrator initials are recoded to “REC08 MISSING”. This becomes the 11th perpetrator identified by the respondent. ST1A8 and ST1L8 are recoded to “REC08 MISSING”.
(9) The ninth missing perpetrator initials are recoded to “REC09 MISSING”. This becomes the 12th perpetrator identified by the respondent. ST1A9 and ST1L9 are recoded to “REC09 MISSING”.
(10) The 10th missing perpetrator initials are recoded to “REC10 MISSING”. This becomes the 13th perpetrator identified by the respondent. ST1A10 and ST1L10 are recoded to “REC10 MISSING”.

**102357701**

The respondent stopped the interview before providing perpetrator initials for ST1.

(1) The first missing perpetrator initials are recoded to “REC01 MISSING”. This becomes the second perpetrator identified by the respondent. ST1A1 and ST1L1 are recoded to “REC01 MISSING”.
(2) The second missing perpetrator initials are recoded to “REC02 MISSING”. This becomes the third perpetrator identified by the respondent. ST1A2 and ST1L2 are recoded to “REC02 MISSING”.

**102362891**

The respondent stopped the interview before providing perpetrator initials for SV4.

(1) The first missing perpetrator initials are recoded to “REC01 MISSING”. This becomes the sixth perpetrator identified by the respondent. SV4A1 and SV4L1 are recoded to “REC01 MISSING”.
(2) The second missing perpetrator initials are recoded to “REC02 MISSING”. This becomes the seventh perpetrator identified by the respondent. SV4A2 and SV4L2 are recoded to “REC02 MISSING”.
(3) The third missing perpetrator initials are recoded to “REC03 MISSING”. This becomes the eighth perpetrator identified by the respondent. SV4A3 and SV4L3 are recoded to “REC03 MISSING”.

**102365171**

The respondent stopped the interview before providing all perpetrator initials for SV1.

(1) The first missing perpetrator initials are recoded to “REC01 MISSING”. This becomes the sixth perpetrator identified by the respondent. SV1A2 and SV1L2 are recoded to “REC01 MISSING”.
(2) The second missing perpetrator initials are recoded to “REC02 MISSING”. This becomes the seventh perpetrator identified by the respondent. SV1A3 and SV1L3 are recoded to “REC02 MISSING”.
(3) The third missing perpetrator initials are recoded to “REC03 MISSING”. This becomes the eighth perpetrator identified by the respondent. SV1A4 and SV1L4 are recoded to “REC03 MISSING”.
(4) The fourth missing perpetrator initials are recoded to “REC04 MISSING”. This becomes the ninth perpetrator identified by the respondent. SV1A5 and SV1L5 are recoded to “REC04 MISSING”.

This document is a research report submitted to the U.S. Department of Justice. This report has not been published by the Department. Opinions or points of view expressed are those of the author(s) and do not necessarily reflect the official position or policies of the U.S. Department of Justice.

**102365701**

The respondent stopped the interview before providing perpetrator initials for ST2.

(5) The first missing perpetrator initials are recoded to “REC01 MISSING”. This becomes the first perpetrator identified by the respondent. ST2A1 and ST2L1 are recoded to “REC01 MISSING”.
(6) The second missing perpetrator initials are recoded to “REC02 MISSING”. This becomes the second perpetrator identified by the respondent. ST2A2 and ST2L2 are recoded to “REC02 MISSING”.
(7) The third missing perpetrator initials are recoded to “REC03 MISSING”. This becomes the third perpetrator identified by the respondent. ST2A3 and ST2L3 are recoded to “REC03 MISSING”.
(8) The fourth missing perpetrator initials are recoded to “REC04 MISSING”. This becomes the fourth perpetrator identified by the respondent. ST2A4 and ST2L4 are recoded to “REC04 MISSING”.
(9) The fifth missing perpetrator initials are recoded to “REC05 MISSING”. This becomes the fifth perpetrator identified by the respondent. ST2A5 and ST2L5 are recoded to “REC05 MISSING”.

**102371621**

The respondent stopped the interview before providing perpetrator initials for CCE3.

(1) The first missing perpetrator initials are recoded to “REC01 MISSING”. This becomes the third perpetrator identified by the respondent. CCE3I1 is recoded to system missing. CCE3A1 and CCE3L1 are recoded to “REC01 MISSING”.
(2) The second missing perpetrator initials are recoded to “REC02 MISSING”. This becomes the fourth perpetrator identified by the respondent. CCE3I2 is recoded to system missing. CCE3A2 and CCE3L2 are recoded to “REC02 MISSING”.

**102374211**

The respondent provided fewer initials than expected (by referring to a previously identified perpetrator in CCE7 that was not previously identified).

(1) The missing perpetrator initials are recoded to “REC01 MISSING”. This becomes the second perpetrator identified by the respondent. CCE7I1 is recoded to system missing, CCE7A1 is recoded to “REC01 MISSING”, and CCE7L1 is recoded to “REC01 MISSING”.
(2) CCE8L1 and CCE9L1 are recoded to “REC01 MISSING”.

**102400221**

The respondent experienced ST4 victimizations in the past three years but did not provide perpetrator initials.

(1) ST4D1 is recoded to system missing and ST4N36 is recoded to -9.

**102405411**

The respondent experienced PA3 victimizations in the past year but did not provide perpetrator initials.

(1) PA3G1 is recoded to system missing and PA3N12 is recoded to -9.

This document is a research report submitted to the U.S. Department of Justice. This report has not been published by the Department. Opinions or points of view expressed are those of the author(s) and do not necessarily reflect the official position or policies of the U.S. Department of Justice.

**102405751**

The respondent stopped the interview before providing perpetrator initials for PV3.

(1) The missing perpetrator initials are recoded to “REC01 MISSING”. This becomes the first perpetrator identified by the respondent. PV3A1 and PV3L1 are recoded to “REC01 MISSING”.

**102414201**

The respondent stopped the interview before providing perpetrator initials for CCE2.

(1) The missing perpetrator initials are recoded to “REC01 MISSING”. This becomes the first perpetrator identified by the respondent. CCE2A1 and CCE2L1 are recoded to “REC01 MISSING”.

**102430491**

The respondent stopped the interview before providing perpetrator initials for ST1.

(1) The first missing perpetrator initials are recoded to “REC01 MISSING”. This becomes the first perpetrator identified by the respondent. ST1A1 and ST1L1 are recoded to “REC01 MISSING”.
(2) The second missing perpetrator initials are recoded to “REC02 MISSING”. This becomes the second perpetrator identified by the respondent. ST1A2 and ST1L2 are recoded to “REC02 MISSING”.
(3) The third missing perpetrator initials are recoded to “REC03 MISSING”. This becomes the third perpetrator identified by the respondent. ST1A3 and ST1L3 are recoded to “REC03 MISSING”.

**102449171**

The respondent stopped the interview before providing perpetrator initials for ST1.

(1) The missing perpetrator initials are recoded to “REC01 MISSING”. This becomes the first perpetrator identified by the respondent. ST1A1 and ST1L1 are recoded to “REC01 MISSING”.

**102453901**

The respondent experienced PA2 victimizations in the past year but did not provide perpetrator initials. The respondent also experienced PA3 victimizations in the past year but did not provide perpetrator initials.

(1) PA2G1 is recoded to system missing and PA2N12 is recoded to -9.
(2) PA3G1 is recoded to system missing and PA3N12 is recoded to -9.

**102459731**

The respondent stopped the interview before providing all perpetrator initials for ST5.

(1) The missing perpetrator initials are recoded to “REC01 MISSING”. This becomes the fourth perpetrator identified by the respondent. ST5A2 and ST5L2 are recoded to “REC01 MISSING”.

This document is a research report submitted to the U.S. Department of Justice. This report has not been published by the Department. Opinions or points of view expressed are those of the author(s) and do not necessarily reflect the official position or policies of the U.S. Department of Justice.

**102474271**

The respondent stopped the interview before providing perpetrator initials for CCE11.

(1) The missing perpetrator initials are recoded to "REC01 MISSING". This becomes the first perpetrator identified by the respondent. CCE11A1 and CCE11L1 are recoded to "REC01 MISSING".

**102484851**

The respondent experienced ST1 victimizations in the past three years but did not provide perpetrator initials.

(1) ST1D1 is recoded to system missing and ST1N36 is recoded to -9.

**102487971**

The respondent stopped the interview before providing all perpetrator initials for ST1.

(1) The first missing perpetrator initials are recoded to "REC01 MISSING". This becomes the second perpetrator identified by the respondent. ST1A1 and ST1L2 are recoded to "REC01 MISSING".
(2) The second missing perpetrator initials are recoded to "REC02 MISSING". This becomes the third perpetrator identified by the respondent. ST1A2 and ST1L3 are recoded to "REC02 MISSING".
(3) The third missing perpetrator initials are recoded to "REC03 MISSING". This becomes the fourth perpetrator identified by the respondent. ST1A3 and ST1L4 are recoded to "REC03 MISSING".
(4) The fourth missing perpetrator initials are recoded to "REC04 MISSING". This becomes the fifth perpetrator identified by the respondent. ST1A4 and ST1L5 are recoded to "REC04 MISSING".
(5) The fifth missing perpetrator initials are recoded to "REC05 MISSING". This becomes the sixth perpetrator identified by the respondent. ST1A5 and ST1L6 are recoded to "REC05 MISSING".
(6) The sixth missing perpetrator initials are recoded to "REC06 MISSING". This becomes the seventh perpetrator identified by the respondent. ST1A6 and ST1L7 are recoded to "REC06 MISSING".
(7) The seventh missing perpetrator initials are recoded to "REC07 MISSING". This becomes the eighth perpetrator identified by the respondent. ST1A7 and ST1L8 are recoded to "REC07 MISSING".
(8) The eighth missing perpetrator initials are recoded to "REC08 MISSING". This becomes the ninth perpetrator identified by the respondent. ST1A8 and ST1L9 are recoded to "REC08 MISSING".
(9) The ninth missing perpetrator initials are recoded to "REC09 MISSING". This becomes the 10$^{th}$ perpetrator identified by the respondent. ST1A9 and ST1L10 are recoded to "REC09 MISSING".
(10) The 10$^{th}$ missing perpetrator initials are recoded to "REC10 MISSING". This becomes the 11$^{th}$ perpetrator identified by the respondent. ST1A10 and ST1L11 are recoded to "REC10 MISSING".
(11) The 11$^{th}$ missing perpetrator initials are recoded to "REC11 MISSING". This becomes the 12$^{th}$ perpetrator identified by the respondent. ST1A11 and ST1L12 are recoded to "REC11 MISSING".
(12) The 12$^{th}$ missing perpetrator initials are recoded to "REC12 MISSING". This becomes the 13$^{th}$ perpetrator identified by the respondent. ST1A12 and ST1L13 are recoded to "REC12 MISSING".
(13) The 13$^{th}$ missing perpetrator initials are recoded to "REC13 MISSING". This becomes the 14$^{th}$ perpetrator identified by the respondent. ST1A13 and ST1L14 are recoded to "REC13 MISSING".
(14) The 14$^{th}$ missing perpetrator initials are recoded to "REC14 MISSING". This becomes the 15$^{th}$ perpetrator identified by the respondent. ST1A14 and ST1L15 are recoded to "REC14 MISSING".

This document is a research report submitted to the U.S. Department of Justice. This report has not been published by the Department. Opinions or points of view expressed are those of the author(s) and do not necessarily reflect the official position or policies of the U.S. Department of Justice.

**102490151**

The respondent stopped the interview before providing perpetrator initials for CCE9.

(1) The missing perpetrator initials are recoded to "REC01 MISSING". This becomes the first perpetrator identified by the respondent. CCE9A1 and CCE9L1 are recoded to "REC01 MISSING".

**102501641**

The respondent provided too many initials in PV8.

(1) The additional initial is deleted. PV8I1 is recoded to system missing.

**102524441**

The respondent provided initials in the ECCE3 section which had already been provided in the CCE10 section.

(1) The "[PERP 03]" perpetrator in section CCE is recoded to "10252444[REC01-PERP 03-GPOP]". This remains the third perpetrator identified by the respondent. CCE10A1 and CCE10L2 are recoded to "10252444[REC01-PERP 03-GPOP]".
(2) The "[PERP 03]" perpetrator in section ECCE is recoded to "10252444[REC02-PERP 03-GPOP]". This remains the third perpetrator identified by the respondent in the elder abuse section and becomes the sixth perpetrator identified in the survey. ECCE3A1 and ECCE3Y3 are recoded to "10252444[REC02-PERP 03-GPOP]".
(3) ST1I2 is recoded to 8 and SV19I1 is recoded to 8.

**102533981**

The respondent stopped the interview before providing all perpetrator initials for ST1.

(1) The first missing perpetrator initials are recoded to "REC01 MISSING". This becomes the 17th perpetrator identified by the respondent. ST1A10 and ST1L10 are recoded to "REC01 MISSING".
(2) The second missing perpetrator initials are recoded to "REC02 MISSING". This becomes the 18th perpetrator identified by the respondent. ST1A11 and ST1L11 are recoded to "REC02 MISSING".
(3) The third missing perpetrator initials are recoded to "REC03 MISSING". This becomes the 19th perpetrator identified by the respondent. ST1A12 and ST1L12 are recoded to "REC03 MISSING".
(4) The fourth missing perpetrator initials are recoded to "REC04 MISSING". This becomes the 20th perpetrator identified by the respondent. ST1A13 and ST1L13 are recoded to "REC04 MISSING".
(5) The fifth missing perpetrator initials are recoded to "REC05 MISSING". This becomes the 21st perpetrator identified by the respondent. ST1A14 and ST1L14 are recoded to "REC05 MISSING".
(6) The sixth missing perpetrator initials are recoded to "REC06 MISSING". This becomes the 22nd perpetrator identified by the respondent. ST1A15 and ST1L15 are recoded to "REC06 MISSING".

**102538861**

The respondent provided initials in the ECCE3 section which had already been provided in the CCE2 section.

(1) The "[PERP 03]" perpetrator in sections CCE and PV is recoded to "10253886[REC01-PERP 03-GPOP]". This remains the third perpetrator identified by the respondent. CCE2A2, CCE2L3, CCE2T1, CCE3L3, CCE3T1, CCE3Y1, CCE14L3, CCE14T1, CCE14Y1, PV8L2, PV8T1, and PV8Y1 are recoded to "10253886[REC01-PERP 03-GPOP]".

This document is a research report submitted to the U.S. Department of Justice. This report has not been published by the Department. Opinions or points of view expressed are those of the author(s) and do not necessarily reflect the official position or policies of the U.S. Department of Justice.

(2) The "[PERP 03]" perpetrator in sections ECCE and EPV is recoded to "10253886[REC02-PERP 03-GPOP]". This remains the first perpetrator identified by the respondent in the elder abuse section and becomes the fourth perpetrator identified in the survey. ECCE3A1, ECCE3Y1, and EPV8Y1 are recoded to "10253886[REC02-PERP 03-GPOP]".

**102571781**

The respondent stopped the interview before providing all perpetrator initials for ST1.

(1) The first missing perpetrator initials are recoded to "REC01 MISSING". This becomes the third perpetrator identified by the respondent. ST1A1 and ST1L3 are recoded to "REC01 MISSING".
(2) The second missing perpetrator initials are recoded to "REC02 MISSING". This becomes the fourth perpetrator identified by the respondent. ST1A2 and ST1L4 are recoded to "REC02 MISSING".

**102588941**

The respondent stopped the interview before providing perpetrator initials for PV1.

(1) The first missing perpetrator initials are recoded to "REC01 MISSING". This becomes the sixth perpetrator identified by the respondent. PV1I1 is recoded to system missing. PV1A1 and PV1L1 are recoded to "REC01 MISSING".
(2) The second missing perpetrator initials are recoded to "REC02 MISSING". This becomes the seventh perpetrator identified by the respondent. PV1I2 is recoded to system missing. PV1A2 and PV1L2 are recoded to "REC02 MISSING".
(3) The third missing perpetrator initials are recoded to "REC03 MISSING". This becomes the eighth perpetrator identified by the respondent. PV1I3 is recoded to system missing. PV1A3 and PV1L3 are recoded to "REC03 MISSING".
(4) The fourth missing perpetrator initials are recoded to "REC04 MISSING". This becomes the ninth perpetrator identified by the respondent. PV1I4 is recoded to system missing. PV1A4 and PV1L4 are recoded to "REC04 MISSING".
(5) The fifth missing perpetrator initials are recoded to "REC05 MISSING". This becomes the 10$^{th}$ perpetrator identified by the respondent. PV1I5 is recoded to system missing. PV1A5 and PV1L5 are recoded to "REC05 MISSING".

**102591131**

The respondent provided initials in the EPA2 section which had already been provided in the PA3 section.

(1) The "[PERP 02]" perpetrator in sections PA and CCE is recoded to "10259113[REC01-PERP 02-GPOP]". This remains the second perpetrator identified by the respondent. PA3A1, PA3L2, CCE1L1, CCE2L1, and CCE3L1 are recoded to "10259113[REC01-PERP 02-GPOP]".
(2) The "[PERP 02]" perpetrator in section EPA is recoded to "10259113[REC02-PERP 02-GPOP]". This remains the first perpetrator identified by the respondent in the elder abuse section and becomes the fourth perpetrator identified in the survey. EPA2A1 and EPA2Y1 are recoded to "10259113[REC02-PERP 02-GPOP]".

This document is a research report submitted to the U.S. Department of Justice. This report has not been published by the Department. Opinions or points of view expressed are those of the author(s) and do not necessarily reflect the official position or policies of the U.S. Department of Justice.

**102592291**

The respondent provided initials in the ECCE3 section which had already been provided in the CCE3 section.

(1) The "[PERP 02]" perpetrator in sections CCE and PV is recoded to "10259229[REC01-PERP 02-GPOP]". This remains the second perpetrator identified by the respondent. CCE3A1, CCE3L2, CCE3T1, CCE3Y1, CCE10L2, and PV3L2 are recoded to "10259229[REC01-PERP 02-GPOP]".
(2) The "[PERP 02]" perpetrator in section ECCE is recoded to "10259229[REC02-PERP 02-GPOP]". This remains the first perpetrator identified by the respondent in the elder abuse section and becomes the third perpetrator identified in the survey. ECCE3A1 and ECCE3Y1 are recoded to "10259229[REC02-PERP 02-GPOP]".

**102595991**

The respondent stopped the interview before providing perpetrator initials for ST1.

(1) The missing perpetrator initials are recoded to "REC01 MISSING". This becomes the first perpetrator identified by the respondent. ST1A1 and ST1L1 are recoded to "REC01 MISSING".

**102607391**

The respondent provided initials in the ECCE6 section which had already been provided in the PA1 section.

(1) The "[PERP 01]" perpetrator in sections PA, CCE, and PV is recoded to "10260739[REC01-PERP 01-GPOP]". This remains the first perpetrator identified by the respondent. PA1A1, PA1L1, PA1T1, PA1Y1, CCE2L1, CCE2T1, CCE3L1, CCE3T1, CCE12L1, CCE12T1, and PV1L1 are recoded to "10260739[REC01-PERP 01-GPOP]".
(2) The "[PERP 01]" perpetrator in section ECCE is recoded to "10260739[REC02-PERP 01-GPOP]". This remains the 11th perpetrator identified by the respondent in the elder abuse section and becomes the 13th perpetrator identified in the survey. ECCE6A1 and ECCE6Y2 are recoded to "10260739[REC02-PERP 01-GPOP]".

**102642201**

The respondent stopped the interview before providing perpetrator initials for CCE1.

(1) The first missing perpetrator initials are recoded to "REC01 MISSING". This becomes the first perpetrator identified by the respondent. CCE1A1 and CCE1L1 are recoded to "REC01 MISSING".
(2) The second missing perpetrator initials are recoded to "REC02 MISSING". This becomes the second perpetrator identified by the respondent. CCE1A2 and CCE1L2 are recoded to "REC02 MISSING".
(3) The third missing perpetrator initials are recoded to "REC03 MISSING". This becomes the third perpetrator identified by the respondent. CCE1A3 and CCE1L3 are recoded to "REC03 MISSING".
(4) The fourth missing perpetrator initials are recoded to "REC04 MISSING". This becomes the fourth perpetrator identified by the respondent. CCE1A4 and CCE1L4 are recoded to "REC04 MISSING".

This document is a research report submitted to the U.S. Department of Justice. This report has not been published by the Department. Opinions or points of view expressed are those of the author(s) and do not necessarily reflect the official position or policies of the U.S. Department of Justice.

**102647461**

The respondent experienced ST3 victimizations in the past three years but did not provide perpetrator initials.

(1) ST3D1 to ST3D15 are recoded to system missing and ST3N36 is recoded to -9.
(2) ST3F is recoded to -9.
(3) ST3G1 to ST3G15 are recoded to system missing and ST3N12 is recoded to -9.

**102652711**

The respondent provided new initials in the CCE3 section which had already been provided in the same section.

(1) The first "[PERP 04]" perpetrator is recoded to "10265271[REC01-PERP 04-GPOP]". This remains the fourth perpetrator identified by the respondent. CCE3A1 and CCE3L1 are recoded to "10265271[REC01-PERP 04-GPOP]".
(2) The second "[PERP 04]" perpetrator is recoded to "10265271[REC02-PERP 04-GPOP]". This remains the sixth perpetrator identified by the respondent. CCE3A3 and CCE3L3 are recoded to "10265271[REC02-PERP 04-GPOP]".
(3) The "[PERP 04]" perpetrator in section CCE11 is recoded to "10265271[REC03-PERP 04-GPOP]". This becomes the seventh perpetrator identified by the respondent. CCE11I4 is recoded to system missing, CCE11A1 is recoded to "10265271[REC03-PERP 04-GPOP]", and CCE11L4 is recoded to "10265271[REC03-PERP 04-GPOP]".
(4) The "[PERP 04]" perpetrator in section PV3 is recoded to "10265271[REC04-PERP 04-GPOP]". This becomes the eighth perpetrator identified by the respondent. PV3I3 is recoded to system missing, PV3A1 is recoded to "10265271[REC04-PERP 04-GPOP]", and PV3L3 is recoded to "10265271[REC04-PERP 04-GPOP]".
(5) The "[PERP 04]" perpetrator in section PV5 is recoded to "10265271[REC05-PERP 04-GPOP]". This becomes the ninth perpetrator identified by the respondent. PV5I3 is recoded to system missing, PV5A1 is recoded to "10265271[REC05-PERP 04-GPOP]", and PV5L3 is recoded to "10265271[REC05-PERP 04-GPOP]".
(6) The "[PERP 04]" perpetrator in section PV7 is recoded to "10265271[REC06-PERP 04-GPOP]". This becomes the 10th perpetrator identified by the respondent. PV7I1 is recoded to system missing, PV7A1 is recoded to "10265271[REC06-PERP 04-GPOP]", and PV7L1 is recoded to "10265271[REC06-PERP 04-GPOP]".
(7) The "[PERP 04]" perpetrator in section PV8 is recoded to "10265271[REC07-PERP 04-GPOP]". This becomes the 11th perpetrator identified by the respondent. PV8I2 is recoded to system missing, PV8A1 is recoded to "10265271[REC07-PERP 04-GPOP]", and PV8L2 is recoded to "10265271[REC07-PERP 04-GPOP]".
(8) The "[PERP 04]" perpetrator in section SV20 is recoded to "10265271[REC08-PERP 04-GPOP]". This becomes the 13th perpetrator identified by the respondent. SV20I3 is recoded to system missing, SV20A1 is recoded to "10265271[REC08-PERP 04-GPOP]", and SV20L3 is recoded to "10265271[REC08-PERP 04-GPOP]".
(9) ST6I1 is recoded to 13.

**102658311**

The respondent stopped the interview before providing perpetrator initials for SV12.

(1) The missing perpetrator initials are recoded to "REC01 MISSING". This becomes the fifth perpetrator identified by the respondent. SV12A1 and SV12L1 are recoded to "REC01 MISSING".

**103001562**

The respondent experienced ST5 victimizations in the past year but did not provide perpetrator initials.

(1) ST5G1 is recoded to system missing and ST5N12 is recoded to -9.

This document is a research report submitted to the U.S. Department of Justice. This report has not been published by the Department. Opinions or points of view expressed are those of the author(s) and do not necessarily reflect the official position or policies of the U.S. Department of Justice.

**103020781**

The respondent provided fewer initials than expected (by referring to a previously identified perpetrator in ST2 that was not previously identified).

(1) The missing perpetrator initials are recoded to “REC01 MISSING”. This becomes the third perpetrator identified by the respondent. ST2I1 is recoded to system missing, ST2A1 is recoded to “REC01 MISSING”, and ST2L1 is recoded to “REC01 MISSING”.
(2) ST2Y1 is recoded to “REC01 MISSING”.
(3) ST5L1 and ST5Y1 are recoded to “REC01 MISSING”.

**103027101**

The respondent provided initials in the ECCE7 section which had already been provided in the PA4 section.

(1) The “10302710[PERP 01-GPOP]” perpetrator in sections PA, CCE, and PV is recoded to “10302710[REC01-PERP 01-GPOP]”. This remains the first perpetrator identified by the respondent. PA4A1, PA4L1, CCE9L1, CCE10L1, PV1L1, PV2L1, PV3L1, and PV7L1 are recoded to “10302710[REC01-PERP 01-GPOP]”.
(2) The “10302710[PERP 01-GPOP]” perpetrator in section ECCE is recoded to “10302710[REC02-PERP 01-GPOP]”. This remains the seventh perpetrator identified by the respondent in the elder abuse section and becomes the eighth perpetrator identified in the survey. ECCE7A2 and ECCE7Y2 are recoded to “10302710[REC02-PERP 01-GPOP]”.
(3) The “10302710[PERP 01-GPOP]” perpetrator in section SV1 is recoded to “10302710[REC03-PERP 01-GPOP]”. This becomes a new perpetrator identified in SV1 and the 15th perpetrator identified by the respondent. SV1I1 is recoded to system missing, SV1A1 is recoded to “10302710[REC03-PERP 01-GPOP]”, SV1L1 is recoded to “10302710[REC03-PERP 01-GPOP]”, and SV1Y1 is recoded to “10302710[REC03-PERP 01-GPOP]”.
(4) The “10302710[PERP 01-GPOP]” perpetrator in section SV12 is recoded to “10302710[REC04-PERP 01-GPOP]”. This becomes a new perpetrator identified in SV12 and the 18th perpetrator identified by the respondent. SV12I1 is recoded to 17, SV12I2 is recoded to system missing, SV12A1 is recoded to “10302710[REC04-PERP 01-GPOP]”, SV12L1 is recoded to “10302710[PERP 15-GPOP]”, SV12L2 is recoded to “10302710[REC04-PERP 01-GPOP]”, SV12B1 is recoded to 1, SV12B2 is recoded to 8, SV12O1 is recoded to 4, SV12O2 is recoded to 1, SV12P1 is recoded to 1, and SV12P2 is recoded to 1.
(5) The “10302710[PERP 01-GPOP]” perpetrator in section SV15 is recoded to “10302710[REC05-PERP 01-GPOP]”. This becomes a new perpetrator identified in SV15 and the 19th perpetrator identified by the respondent. SV15I1 is recoded to 3, SV15I2 is recoded to system missing, SV15A1 is recoded to “10302710[REC05-PERP 01-GPOP]”, SV15L1 is recoded to “10302710[PERP 03-GPOP]”, SV15L2 is recoded to “10302710[REC05-PERP 01-GPOP]”, SV15B1 is recoded to 2, SV15B2 is recoded to 5, SV15O1 is recoded to 1, SV15O2 is recoded to 3, SV15P1 is recoded to 1, and SV15P2 is recoded to 1.
(6) SV16I2 is recoded to 17.
(7) SVFU1012_2 is recoded to system missing and SVFU1012_1 is recoded to 2.

**103031372**

The respondent stopped the interview before providing all perpetrator initials for ST1.

(1) The first missing perpetrator initials are recoded to “REC01 MISSING”. This becomes the ninth perpetrator identified by the respondent. ST1A6 and ST1L8 are recoded to “REC01 MISSING”.
(2) The second missing perpetrator initials are recoded to “REC02 MISSING”. This becomes the 10th perpetrator identified by the respondent. ST1A7 and ST1L9 are recoded to “REC02 MISSING”.

This document is a research report submitted to the U.S. Department of Justice. This report has not been published by the Department. Opinions or points of view expressed are those of the author(s) and do not necessarily reflect the official position or policies of the U.S. Department of Justice.

(3) The third missing perpetrator initials are recoded to "REC03 MISSING". This becomes the 11th perpetrator identified by the respondent. ST1A8 and ST1L10 are recoded to "REC03 MISSING".

**103040011**

The respondent stopped the interview before providing perpetrator initials for SV1.

(1) The first missing perpetrator initials are recoded to "REC01 MISSING". This becomes the third perpetrator identified by the respondent. SV1A1 and SV1L1 are recoded to "REC01 MISSING".
(2) The second missing perpetrator initials are recoded to "REC02 MISSING". This becomes the fourth perpetrator identified by the respondent. SV1A2 and SV1L2 are recoded to "REC02 MISSING".
(3) The third missing perpetrator initials are recoded to "REC03 MISSING". This becomes the fifth perpetrator identified by the respondent. SV1A3 and SV1L3 are recoded to "REC03 MISSING".
(4) The fourth missing perpetrator initials are recoded to "REC04 MISSING". This becomes the sixth perpetrator identified by the respondent. SV1A4 and SV1L4 are recoded to "REC04 MISSING".
(5) The fifth missing perpetrator initials are recoded to "REC05 MISSING". This becomes the seventh perpetrator identified by the respondent. SV1A5 and SV1L5 are recoded to "REC05 MISSING".

**103057641**

The respondent provided initials in the ECCE3 section which had already been provided in the CCE10 section.

(1) The "[PERP 01]" perpetrator in sections CCE and PV is recoded to "10305764[REC01-PERP 01-GPOP]". This remains the first perpetrator identified by the respondent. CCE10A1, CCE10L1, PV2L1, PV3L1, and PV4L1 are all recoded to "10305764[REC01-PERP 01-GPOP]".
(2) The "[PERP 01]" perpetrator in section ECCE is recoded to "10305764[REC02-PERP 01-GPOP]". This remains the first perpetrator identified by the respondent in the elder abuse section and becomes the second perpetrator identified in the survey. ECCE3A3 and ECCE3Y3 are recoded to "10305764[REC02-PERP 01-GPOP]".

**103063931**

The respondent stopped the interview before providing all perpetrator initials for ST5.

(1) The first missing perpetrator initials are recoded to "REC01 MISSING". This becomes the eighth perpetrator identified by the respondent. ST5A2 and ST5L2 are recoded to "REC01 MISSING".
(2) The second missing perpetrator initials are recoded to "REC02 MISSING". This becomes the ninth perpetrator identified by the respondent. ST5A3 and ST5L3 are recoded to "REC02 MISSING".

**103071322**

The respondent stopped the interview before providing perpetrator initials for EPA1.

(1) The missing perpetrator initials are recoded to "REC01 MISSING". This becomes the first perpetrator identified by the respondent. EPA1A1 and EPA1Y1 are recoded to "REC01 MISSING".

This document is a research report submitted to the U.S. Department of Justice. This report has not been published by the Department. Opinions or points of view expressed are those of the author(s) and do not necessarily reflect the official position or policies of the U.S. Department of Justice.

**103071801**

The respondent stopped the interview before providing perpetrator initials for ST1.

(1) The first missing perpetrator initials are recoded to “REC01 MISSING”. This becomes the second perpetrator identified by the respondent. ST1A1 and ST1L1 are recoded to “REC01 MISSING”.
(2) The second missing perpetrator initials are recoded to “REC02 MISSING”. This becomes the third perpetrator identified by the respondent. ST1A2 and ST1L2 are recoded to “REC02 MISSING”.

**103072341**

The respondent stopped the interview before providing perpetrator initials for CCE1.

(2) The missing perpetrator initials are recoded to “REC01 MISSING”. This becomes the first perpetrator identified by the respondent. CCE1A1 and CCE1L1 are recoded to “REC01 MISSING”.

**103072532**

The respondent stopped the interview before providing all perpetrator initials for CCE2.

(1) The first missing perpetrator initials are recoded to “REC01 MISSING”. This becomes the third perpetrator identified by the respondent. CCE2A1 and CCE2L2 are recoded to “REC01 MISSING”.
(2) The second missing perpetrator initials are recoded to “REC02 MISSING”. This becomes the fourth perpetrator identified by the respondent. CCE2A2 and CCE2L3 are recoded to “REC02 MISSING”.

**103074401**

The respondent stopped the interview before providing perpetrator initials for ST5.

(1) The first missing perpetrator initials are recoded to “REC01 MISSING”. This becomes the third perpetrator identified by the respondent. ST5A1 and ST5L1 are recoded to “REC01 MISSING”.
(2) The second missing perpetrator initials are recoded to “REC02 MISSING”. This becomes the fourth perpetrator identified by the respondent. ST5A2 and ST5L2 are recoded to “REC02 MISSING”.

**103080641**

The respondent stopped the interview before providing all perpetrator initials for SV1.

(1) The missing perpetrator initials are recoded to “REC01 MISSING”. This becomes the fifth perpetrator identified by the respondent. SV1A2 and SV1L2 are recoded to “REC01 MISSING”.

This document is a research report submitted to the U.S. Department of Justice. This report has not been published by the Department. Opinions or points of view expressed are those of the author(s) and do not necessarily reflect the official position or policies of the U.S. Department of Justice.

**103084722**

The respondent stopped the interview before providing all perpetrator initials for CCE8.

(1) The first missing perpetrator initials are recoded to “REC01 MISSING”. This becomes the second perpetrator identified by the respondent. CCE8A2 and CCE8L2 are recoded to “REC01 MISSING”.
(2) The second missing perpetrator initials are recoded to “REC02 MISSING”. This becomes the third perpetrator identified by the respondent. CCE8A3 and CCE8L3 are recoded to “REC02 MISSING”.
(3) The third missing perpetrator initials are recoded to “REC03 MISSING”. This becomes the fourth perpetrator identified by the respondent. CCE8A4 and CCE8L4 are recoded to “REC03 MISSING”.
(4) The fourth missing perpetrator initials are recoded to “REC04 MISSING”. This becomes the fifth perpetrator identified by the respondent. CCE8A5 and CCE8L5 are recoded to “REC04 MISSING”.
(5) The fifth missing perpetrator initials are recoded to “REC05 MISSING”. This becomes the sixth perpetrator identified by the respondent. CCE8A6 and CCE8L6 are recoded to “REC05 MISSING”.

**103085632**

The respondent stopped the interview before providing all perpetrator initials for SV6.

(1) The missing perpetrator initials are recoded to “REC01 MISSING”. This becomes the fourth perpetrator identified by the respondent. SV6A3 and SV6L3 are recoded to “REC01 MISSING”.

**103094772**

The respondent stopped the interview before providing all perpetrator initials for PV10.

(1) The first missing perpetrator initials are recoded to “REC01 MISSING”. This becomes the second perpetrator identified by the respondent. PV10A1 and PV10L1 are recoded to “REC01 MISSING”.
(2) The second missing perpetrator initials are recoded to “REC02 MISSING”. This becomes the third perpetrator identified by the respondent. PV10A2 and PV10L2 are recoded to “REC02 MISSING”.

**103098642**

The respondent stopped the interview before providing all perpetrator initials for SV7.

(1) The missing perpetrator initials are recoded to “REC01 MISSING”. This becomes the 11$^{th}$ perpetrator identified by the respondent. SV7A1 and SV7L2 are recoded to “REC01 MISSING”.

**103101062**

The respondent stopped the interview before providing all perpetrator initials for ST1.

(1) The first missing perpetrator initials are recoded to “REC01 MISSING”. This becomes the second perpetrator identified by the respondent. ST1A2 and ST1L2 are recoded to “REC01 MISSING”.

This document is a research report submitted to the U.S. Department of Justice. This report has not been published by the Department. Opinions or points of view expressed are those of the author(s) and do not necessarily reflect the official position or policies of the U.S. Department of Justice.

(2) The second missing perpetrator initials are recoded to “REC02 MISSING”. This becomes the third perpetrator identified by the respondent. ST1A3 and ST1L3 are recoded to “REC02 MISSING”.
(3) The third missing perpetrator initials are recoded to “REC03 MISSING”. This becomes the fourth perpetrator identified by the respondent. ST1A4 and ST1L4 are recoded to “REC03 MISSING”.
(4) The fourth missing perpetrator initials are recoded to “REC04 MISSING”. This becomes the fifth perpetrator identified by the respondent. ST1A5 and ST1L5 are recoded to “REC04 MISSING”.
(5) The fifth missing perpetrator initials are recoded to “REC05 MISSING”. This becomes the sixth perpetrator identified by the respondent. ST1A6 and ST1L6 are recoded to “REC05 MISSING”.
(6) The sixth missing perpetrator initials are recoded to “REC06 MISSING”. This becomes the seventh perpetrator identified by the respondent. ST1A7 and ST1L7 are recoded to “REC06 MISSING”.
(7) The seventh missing perpetrator initials are recoded to “REC07 MISSING”. This becomes the eighth perpetrator identified by the respondent. ST1A8 and ST1L8 are recoded to “REC07 MISSING”.
(8) The eighth missing perpetrator initials are recoded to “REC08 MISSING”. This becomes the ninth perpetrator identified by the respondent. ST1A9 and ST1L9 are recoded to “REC08 MISSING”.
(9) The ninth missing perpetrator initials are recoded to “REC09 MISSING”. This becomes the 10$^{th}$ perpetrator identified by the respondent. ST1A10 and ST1L10 are recoded to “REC09 MISSING”.

**103102131**

The respondent stopped the interview before providing perpetrator initials for SV1.

(1) The first missing perpetrator initials are recoded to “REC01 MISSING”. This becomes the first perpetrator identified by the respondent. SV1A1 and SV1L1 are recoded to “REC01 MISSING”.
(2) The second missing perpetrator initials are recoded to “REC02 MISSING”. This becomes the second perpetrator identified by the respondent. SV1A2 and SV1L2 are recoded to “REC02 MISSING”.

**103106671**

The respondent stopped the interview before providing perpetrator initials for ST1.

(1) The first missing perpetrator initials are recoded to “REC01 MISSING”. This becomes the third perpetrator identified by the respondent. ST1A1 and ST1L1 are recoded to “REC01 MISSING”.
(2) The second missing perpetrator initials are recoded to “REC02 MISSING”. This becomes the fourth perpetrator identified by the respondent. ST1A2 and ST1L2 are recoded to “REC02 MISSING”.

**103108112**

The respondent experienced PV4 victimizations in the past year but did not provide perpetrator initials.

(1) PV4G1 to PV4G15 are recoded to system missing and PV4N12 is recoded to -9.

This document is a research report submitted to the U.S. Department of Justice. This report has not been published by the Department. Opinions or points of view expressed are those of the author(s) and do not necessarily reflect the official position or policies of the U.S. Department of Justice.

**103111512**

The respondent stopped the interview before providing perpetrator initials for CCE1.

(3) The first missing perpetrator initials are recoded to “REC01 MISSING”. This becomes the first perpetrator identified by the respondent. CCE1A1 and CCE1L1 are recoded to “REC01 MISSING”.
(4) The second missing perpetrator initials are recoded to “REC02 MISSING”. This becomes the second perpetrator identified by the respondent. CCE1A2 and CCE1L2 are recoded to “REC02 MISSING”.
(5) The third missing perpetrator initials are recoded to “REC03 MISSING”. This becomes the third perpetrator identified by the respondent. CCE1A3 and CCE1L3 are recoded to “REC03 MISSING”.
(6) The fourth missing perpetrator initials are recoded to “REC04 MISSING”. This becomes the fourth perpetrator identified by the respondent. CCE1A4 and CCE1L4 are recoded to “REC04 MISSING”.

**103116612**

The respondent provided initials in the EPA3 section which had already been provided in the PA1 section.

(1) The “[PERP 01]” perpetrator in sections PA, CCE, and PV is recoded to “10311661[REC01-PERP 01-AIAN]”. This remains the first perpetrator identified by the respondent. PA1A1, PA1L1, PA1Y1, PA2L1, PA2Y1, PA3L1, PA3Y1, PA4L1, PA4Y1, PA5L1, PA5Y1, CCE13L1, CCE14L1, PV1L1, PV1Y1, PV3L1, PV3Y1, PV4L1, PV5L1, PV6L1, PV9L1, and PV10L1 are all recoded to “10311661[REC01-PERP 01-AIAN]”.
(2) The “[PERP 01]” perpetrator in sections EPA and EPV is recoded to “10311661[REC02-PERP 01-AIAN]”. This remains the second perpetrator identified by the respondent in the elder abuse section and becomes the third perpetrator identified in the survey. EPA3A1, EPA3Y2, EPV1Y1, and EPV3Y1 are recoded to “10311661[REC02-PERP 01-AIAN]”

**103153781**

The respondent stopped the interview before providing all perpetrator initials for SV4.

(1) The missing perpetrator initials are recoded to “REC01 MISSING”. This becomes the second perpetrator identified by the respondent. SV4A2 and SV4L2 are recoded to “REC01 MISSING”.

**103182991**

The respondent provided fewer initials than expected (by referring to a previously identified perpetrator in ST5 that was not previously identified).

(1) The missing perpetrator initials are recoded to “REC01 MISSING”. This becomes the third perpetrator identified by the respondent. ST5I1 is recoded to system missing, ST5A1 is recoded to “REC01 MISSING”, and ST5L1 is recoded to “REC01 MISSING”.

This document is a research report submitted to the U.S. Department of Justice. This report has not been published by the Department. Opinions or points of view expressed are those of the author(s) and do not necessarily reflect the official position or policies of the U.S. Department of Justice.

**103189241**

The respondent stopped the interview before providing all perpetrator initials for ST6.

(1) The first missing perpetrator initials are recoded to “REC01 MISSING”. This becomes the seventh perpetrator identified by the respondent. ST6A2 and ST6L2 are recoded to “REC01 MISSING”.
(2) The second missing perpetrator initials are recoded to “REC02 MISSING”. This becomes the eighth perpetrator identified by the respondent. ST6A3 and ST6L3 are recoded to “REC02 MISSING”.

**103237511**

The respondent stopped the interview before providing perpetrator initials for SV6.

(1) The first missing perpetrator initials are recoded to “REC01 MISSING”. This becomes the second perpetrator identified by the respondent. SV6A1 and SV6L1 are recoded to “REC01 MISSING”.
(2) The second missing perpetrator initials are recoded to “REC02 MISSING”. This becomes the third perpetrator identified by the respondent. SV6A2 and SV6L2 are recoded to “REC02 MISSING”.

**103242011**

The respondent stopped the interview before providing perpetrator initials for SV2.

(1) The missing perpetrator initials are recoded to “REC01 MISSING”. This becomes the fourth perpetrator identified by the respondent. SV2A1 and SV2L1 are recoded to “REC01 MISSING”.

**103250301**

The respondent stopped the interview before providing all perpetrator initials for ST1.

(1) The first missing perpetrator initials are recoded to “REC01 MISSING”. This becomes the fourth perpetrator identified by the respondent. ST1A1 and ST1L4 are recoded to “REC01 MISSING”.
(2) The second missing perpetrator initials are recoded to “REC02 MISSING”. This becomes the fifth perpetrator identified by the respondent. ST1A2 and ST1L5 are recoded to “REC02 MISSING”.
(3) The third missing perpetrator initials are recoded to “REC03 MISSING”. This becomes the sixth perpetrator identified by the respondent. ST1A3 and ST1L6 are recoded to “REC03 MISSING”.
(4) The fourth missing perpetrator initials are recoded to “REC04 MISSING”. This becomes the seventh perpetrator identified by the respondent. ST1A4 and ST1L7 are recoded to “REC04 MISSING”.
(5) The fifth missing perpetrator initials are recoded to “REC05 MISSING”. This becomes the eighth perpetrator identified by the respondent. ST1A5 and ST1L8 are recoded to “REC05 MISSING”.
(6) The sixth missing perpetrator initials are recoded to “REC06 MISSING”. This becomes the ninth perpetrator identified by the respondent. ST1A6 and ST1L9 are recoded to “REC06 MISSING”.
(7) The seventh missing perpetrator initials are recoded to “REC07 MISSING”. This becomes the 10$^{th}$ perpetrator identified by the respondent. ST1A7 and ST1L10 are recoded to “REC07 MISSING”.

This document is a research report submitted to the U.S. Department of Justice. This report has not been published by the Department. Opinions or points of view expressed are those of the author(s) and do not necessarily reflect the official position or policies of the U.S. Department of Justice.

**103253481**

The respondent stopped the interview before providing perpetrator initials for CCE3.

(1) The first missing perpetrator initials are recoded to "REC01 MISSING". This becomes the first perpetrator identified by the respondent. CCE3A1 and CCE3L1 are recoded to "REC01 MISSING".
(2) The second missing perpetrator initials are recoded to "REC02 MISSING". This becomes the second perpetrator identified by the respondent. CCE3A2 and CCE3L2 are recoded to "REC02 MISSING".

**103256401**

The respondent stopped the interview before providing all perpetrator initials for ST1.

(1) The first missing perpetrator initials are recoded to "REC01 MISSING". This becomes the 11th perpetrator identified by the respondent. ST1A1 and ST1L2 are recoded to "REC01 MISSING".
(2) The second missing perpetrator initials are recoded to "REC02 MISSING". This becomes the 12th perpetrator identified by the respondent. ST1A2 and ST1L3 are recoded to "REC02 MISSING".
(3) The third missing perpetrator initials are recoded to "REC03 MISSING". This becomes the 13th perpetrator identified by the respondent. ST1A3 and ST1L4 are recoded to "REC03 MISSING".
(4) The fourth missing perpetrator initials are recoded to "REC04 MISSING". This becomes the 14th perpetrator identified by the respondent. ST1A4 and ST1L5 are recoded to "REC04 MISSING".
(5) The fifth missing perpetrator initials are recoded to "REC05 MISSING". This becomes the 15th perpetrator identified by the respondent. ST1A5 and ST1L6 are recoded to "REC05 MISSING".

**103260241**

The respondent stopped the interview before providing perpetrator initials for SV6.

(1) The missing perpetrator initials are recoded to "REC01 MISSING". This becomes the second perpetrator identified by the respondent. SV6A1 and SV6L1 are recoded to "REC01 MISSING".

**103296621**

The respondent stopped the interview before providing all perpetrator initials for PV2.

(1) The first missing perpetrator initials are recoded to "REC01 MISSING". This becomes the third perpetrator identified by the respondent. PV2A1 and PV2L3 are recoded to "REC01 MISSING".
(2) The second missing perpetrator initials are recoded to "REC02 MISSING". This becomes the fourth perpetrator identified by the respondent. PV2A2 and PV2L4 are recoded to "REC02 MISSING".
(3) The third missing perpetrator initials are recoded to "REC03 MISSING". This becomes the fifth perpetrator identified by the respondent. PV2A3 and PV2L5 are recoded to "REC03 MISSING".
(4) The fourth missing perpetrator initials are recoded to "REC04 MISSING". This becomes the sixth perpetrator identified by the respondent. PV2A4 and PV2L6 are recoded to "REC04 MISSING".
(5) The fifth missing perpetrator initials are recoded to "REC05 MISSING". This becomes the seventh perpetrator identified by the respondent. PV2A5 and PV2L7 are recoded to "REC05 MISSING".
(6) The sixth missing perpetrator initials are recoded to "REC06 MISSING". This becomes the eighth perpetrator identified by the respondent. PV2A6 and PV2L8 are recoded to "REC06 MISSING".

This document is a research report submitted to the U.S. Department of Justice. This report has not been published by the Department. Opinions or points of view expressed are those of the author(s) and do not necessarily reflect the official position or policies of the U.S. Department of Justice.

(7) The seventh missing perpetrator initials are recoded to “REC07 MISSING”. This becomes the ninth perpetrator identified by the respondent. PV2A7 and PV2L9 are recoded to “REC07 MISSING”.
(8) The eighth missing perpetrator initials are recoded to “REC08 MISSING”. This becomes the 10th perpetrator identified by the respondent. PV2A8 and PV2L10 are recoded to “REC08 MISSING”.
(9) The ninth missing perpetrator initials are recoded to “REC09 MISSING”. This becomes the 11th perpetrator identified by the respondent. PV2A9 and PV2L11 are recoded to “REC09 MISSING”.
(10) The 10th missing perpetrator initials are recoded to “REC10 MISSING”. This becomes the 12th perpetrator identified by the respondent. PV2A10 and PV2L12 are recoded to “REC10 MISSING”.
(11) The 11th missing perpetrator initials are recoded to “REC11 MISSING”. This becomes the 13th perpetrator identified by the respondent. PV2A11 and PV2L13 are recoded to “REC11 MISSING”.
(12) The 12th missing perpetrator initials are recoded to “REC12 MISSING”. This becomes the 14th perpetrator identified by the respondent. PV2A12 and PV2L14 are recoded to “REC12 MISSING”.
(13) The 13th missing perpetrator initials are recoded to “REC13 MISSING”. This becomes the 15th perpetrator identified by the respondent. PV2A13 and PV2L15 are recoded to “REC13 MISSING”.

**103313711**

The respondent provided initials in the ST2 section which had already been provided in the PV8 section.

(1) The “[PERP 05]” perpetrator in section PV is recoded to “10331371[REC01-PERP 05-GPOP]”. This remains the fifth perpetrator identified by the respondent. PV8A2 and PV8L2 are recoded to “10331371[REC01-PERP 05-GPOP]”.
(2) The “[PERP 05]” perpetrator in section ST2 is recoded to “10331371[REC02-PERP 05-GPOP]”. This remains the sixth perpetrator identified by the respondent. ST2A1, ST2L1, and ST2Y1 are recoded to “10331371[REC02-PERP 05-GPOP]”.
(3) The “[PERP 05]” perpetrator in section ST5 is recoded to “10331371[REC03-PERP 05-GPOP]”. This becomes the seventh perpetrator identified by the respondent. ST5I1 is recoded to system missing, ST5A1 is recoded to “10331371[REC03-PERP 05-GPOP]”, and ST5L1 is recoded to “10331371[REC03-PERP 05-GPOP]”.

**103318901**

The respondent stopped the interview before providing all perpetrator initials for ST1.

(1) The first missing perpetrator initials are recoded to “REC01 MISSING”. This becomes the fourth perpetrator identified by the respondent. ST1A2 and ST1L2 are recoded to “REC01 MISSING”.
(2) The second missing perpetrator initials are recoded to “REC02 MISSING”. This becomes the fifth perpetrator identified by the respondent. ST1A3 and ST1L3 are recoded to “REC02 MISSING”.
(3) The third missing perpetrator initials are recoded to “REC03 MISSING”. This becomes the sixth perpetrator identified by the respondent. ST1A4 and ST1L4 are recoded to “REC03 MISSING”.
(4) The fourth missing perpetrator initials are recoded to “REC04 MISSING”. This becomes the seventh perpetrator identified by the respondent. ST1A5 and ST1L5 are recoded to “REC04 MISSING”.
(5) The fifth missing perpetrator initials are recoded to “REC05 MISSING”. This becomes the eighth perpetrator identified by the respondent. ST1A6 and ST1L6 are recoded to “REC05 MISSING”.
(6) The sixth missing perpetrator initials are recoded to “REC06 MISSING”. This becomes the ninth perpetrator identified by the respondent. ST1A7 and ST1L7 are recoded to “REC06 MISSING”.

This document is a research report submitted to the U.S. Department of Justice. This report has not been published by the Department. Opinions or points of view expressed are those of the author(s) and do not necessarily reflect the official position or policies of the U.S. Department of Justice.

(7) The seventh missing perpetrator initials are recoded to “REC07 MISSING”. This becomes the 10th perpetrator identified by the respondent. ST1A8 and ST1L8 are recoded to “REC07 MISSING”.
(8) The eighth missing perpetrator initials are recoded to “REC08 MISSING”. This becomes the 11th perpetrator identified by the respondent. ST1A9 and ST1L9 are recoded to “REC08 MISSING”.
(9) The ninth missing perpetrator initials are recoded to “REC09 MISSING”. This becomes the 12th perpetrator identified by the respondent. ST1A10 and ST1L10 are recoded to “REC09 MISSING”.
(10) The 10th missing perpetrator initials are recoded to “REC10 MISSING”. This becomes the 13th perpetrator identified by the respondent. ST1A11 and ST1L11 are recoded to “REC10 MISSING”.
(11) The 11th missing perpetrator initials are recoded to “REC11 MISSING”. This becomes the 14th perpetrator identified by the respondent. ST1A12 and ST1L12 are recoded to “REC11 MISSING”.

**103321401**

The respondent stopped the interview before providing perpetrator initials for CCE3.

(1) The first missing perpetrator initials are recoded to “REC01 MISSING”. This becomes the first perpetrator identified by the respondent. CCE3A1 and CCE3L1 are recoded to “REC01 MISSING”.
(2) The second missing perpetrator initials are recoded to “REC02 MISSING”. This becomes the second perpetrator identified by the respondent. CCE3A2 and CCE3L2 are recoded to “REC02 MISSING”.
(3) The third missing perpetrator initials are recoded to “REC03 MISSING”. This becomes the third perpetrator identified by the respondent. CCE3A3 and CCE3L3 are recoded to “REC03 MISSING”.
(4) The fourth missing perpetrator initials are recoded to “REC04 MISSING”. This becomes the fourth perpetrator identified by the respondent. CCE3A4 and CCE3L4 are recoded to “REC04 MISSING”.
(5) The fifth missing perpetrator initials are recoded to “REC05 MISSING”. This becomes the fifth perpetrator identified by the respondent. CCE3A5 and CCE3L5 are recoded to “REC05 MISSING”.

**103335271**

The respondent provided initials in the EPA1 section which had already been provided in the PA4 section.

(1) The “[PERP 02]” perpetrator in sections PA and CCE is recoded to “10333527[REC01-PERP 02-GPOP]”. This remains the second perpetrator identified by the respondent. PA4A2, PA4L2, CCE1L1, CCE2L1, CCE3L1, and CCE13L1 are all recoded to “10333527[REC01-PERP 02-GPOP]”.
(2) The “[PERP 02]” perpetrator in sections EPA, ECCE, and EPV is recoded to “10333527[REC02-PERP 02-GPOP]”. This remains the first perpetrator identified by the respondent in the elder abuse section and becomes the fourth perpetrator identified in the survey. EPA1A1, EPA1Y1, EPA2Y1, ECCE1Y1, ECCE6Y1, and EPV1Y1 are recoded to “10333527[REC02-PERP 02-GPOP]”.
(3) SV19I1 is recoded to 7.

This document is a research report submitted to the U.S. Department of Justice. This report has not been published by the Department. Opinions or points of view expressed are those of the author(s) and do not necessarily reflect the official position or policies of the U.S. Department of Justice.

**103340631**

The respondent stopped the interview before providing perpetrator initials for ST1.

(1) The first missing perpetrator initials are recoded to “REC01 MISSING”. This becomes the first perpetrator identified by the respondent. ST1A1 and ST1L1 are recoded to “REC01 MISSING”.
(2) The second missing perpetrator initials are recoded to “REC02 MISSING”. This becomes the second perpetrator identified by the respondent. ST1A2 and ST1L2 are recoded to “REC02 MISSING”.
(3) The third missing perpetrator initials are recoded to “REC03 MISSING”. This becomes the third perpetrator identified by the respondent. ST1A3 and ST1L3 are recoded to “REC03 MISSING”.
(4) The fourth missing perpetrator initials are recoded to “REC04 MISSING”. This becomes the fourth perpetrator identified by the respondent. ST1A4 and ST1L4 are recoded to “REC04 MISSING”.
(5) The fifth missing perpetrator initials are recoded to “REC05 MISSING”. This becomes the fifth perpetrator identified by the respondent. ST1A5 and ST1L5 are recoded to “REC05 MISSING”.

**103361031**

The respondent stopped the interview before providing perpetrator initials for ST3.

(1) The first missing perpetrator initials are recoded to “REC01 MISSING”. This becomes the first perpetrator identified by the respondent. ST3A1 and ST3L1 are recoded to “REC01 MISSING”.
(2) The second missing perpetrator initials are recoded to “REC02 MISSING”. This becomes the second perpetrator identified by the respondent. ST3A2 and ST3L2 are recoded to “REC02 MISSING”.
(3) The third missing perpetrator initials are recoded to “REC03 MISSING”. This becomes the third perpetrator identified by the respondent. ST3A3 and ST3L3 are recoded to “REC03 MISSING”.

**103369231**

The respondent provided initials in the ECCE7 section which had already been provided in the PA1 section.

(1) The “[PERP 02]” perpetrator in section PA is recoded to “10336923[REC01-PERP 02-GPOP]”. This remains the second perpetrator identified by the respondent. PA1A2 and PA1L2 are recoded to “10336923[REC01-PERP 02-GPOP]”.
(2) The “[PERP 02]” perpetrator in section ECCE is recoded to “10336923[REC02-PERP 02-GPOP]”. This remains the first perpetrator identified by the respondent in the elder abuse section and becomes the third perpetrator identified in the survey. ECCE7A1 and ECCE7Y1 are recoded to “10336923[REC02-PERP 02-GPOP]”.

**103372941**

The respondent stopped the interview before providing perpetrator initials for ST1.

(1) The first missing perpetrator initials are recoded to “REC01 MISSING”. This becomes the third perpetrator identified by the respondent. ST1A1 and ST1L1 are recoded to “REC01 MISSING”.
(2) The second missing perpetrator initials are recoded to “REC02 MISSING”. This becomes the fourth perpetrator identified by the respondent. ST1A2 and ST1L2 are recoded to “REC02 MISSING”.

This document is a research report submitted to the U.S. Department of Justice. This report has not been published by the Department. Opinions or points of view expressed are those of the author(s) and do not necessarily reflect the official position or policies of the U.S. Department of Justice.

**103382581**

The respondent stopped the interview before providing perpetrator initials for ST1.

(1) The first missing perpetrator initials are recoded to “REC01 MISSING”. This becomes the first perpetrator identified by the respondent. ST1A1 and ST1L1 are recoded to “REC01 MISSING”.
(2) The second missing perpetrator initials are recoded to “REC02 MISSING”. This becomes the second perpetrator identified by the respondent. ST1A2 and ST1L2 are recoded to “REC02 MISSING”.

**103396561**

The respondent stopped the interview before providing all perpetrator initials for SV4.

(1) The first missing perpetrator initials are recoded to “REC01 MISSING”. This becomes the sixth perpetrator identified by the respondent. SV4A2 and SV4L2 are recoded to “REC01 MISSING”.
(2) The second missing perpetrator initials are recoded to “REC02 MISSING”. This becomes the seventh perpetrator identified by the respondent. SV4A3 and SV4L3 are recoded to “REC02 MISSING”.
(3) The third missing perpetrator initials are recoded to “REC03 MISSING”. This becomes the eighth perpetrator identified by the respondent. SV4A4 and SV4L4 are recoded to “REC03 MISSING”.
(4) The fourth missing perpetrator initials are recoded to “REC04 MISSING”. This becomes the ninth perpetrator identified by the respondent. SV4A5 and SV4L5 are recoded to “REC04 MISSING”.
(5) The fifth missing perpetrator initials are recoded to “REC05 MISSING”. This becomes the 10$^{th}$ perpetrator identified by the respondent. SV4A6 and SV4L6 are recoded to “REC05 MISSING”.
(6) The sixth missing perpetrator initials are recoded to “REC06 MISSING”. This becomes the 11$^{th}$ perpetrator identified by the respondent. SV4A7 and SV4L7 are recoded to “REC06 MISSING”.
(7) The seventh missing perpetrator initials are recoded to “REC07 MISSING”. This becomes the 12$^{th}$ perpetrator identified by the respondent. SV4A8 and SV4L8 are recoded to “REC07 MISSING”.
(8) The eighth missing perpetrator initials are recoded to “REC08 MISSING”. This becomes the 13$^{th}$ perpetrator identified by the respondent. SV4A9 and SV4L9 are recoded to “REC08 MISSING”.
(9) The ninth missing perpetrator initials are recoded to “REC09 MISSING”. This becomes the 14$^{th}$ perpetrator identified by the respondent. SV4A10 and SV4L10 are recoded to “REC09 MISSING”.

**103401631**

The respondent stopped the interview before providing perpetrator initials for CCE4.

(1) The missing perpetrator initials are recoded to “REC01 MISSING”. This becomes the first perpetrator identified by the respondent. CCE4A1 and CCE4L1 are recoded to “REC01 MISSING”.

**103406961**

The respondent stopped the interview before providing perpetrator initials for PV7.

(1) The missing perpetrator initials are recoded to “REC01 MISSING”. This becomes the fifth perpetrator identified by the respondent. PV7I1 is recoded to system missing. PV7A1 and PV7L1 are recoded to “REC01 MISSING”.

This document is a research report submitted to the U.S. Department of Justice. This report has not been published by the Department. Opinions or points of view expressed are those of the author(s) and do not necessarily reflect the official position or policies of the U.S. Department of Justice.

**103417781**

The respondent provided initials in the ECCE section which had already been provided in the CCE section.

(1) The “10341778[PERP 01-GPOP]” perpetrator in section CCE is recoded to “10341778[REC01-PERP 01-GPOP]”. This remains the first perpetrator identified by the respondent. CCE2A1, CCE2L1, CCE3L1, CCE3Y1, CCE12L1, and CCE12Y1 are all recoded to “10341778[REC01-PERP 01-GPOP]”.
(2) The “10341778[PERP 01-GPOP]” perpetrator in section ECCE is recoded to “10341778[REC02-PERP 01-GPOP]”. This remains the sixth perpetrator identified by the respondent in the elder abuse section and becomes the seventh perpetrator identified in the survey. ECCE2A1, ECCE2Y1, and ECCE3Y1 are recoded to “10341778[REC02-PERP 01-GPOP]”.
(3) The “10341778[PERP 01-GPOP]” perpetrator in section ST3 is recoded to “10341778[REC03-PERP 01-GPOP]”. This becomes a new perpetrator identified in ST3 and the 13th perpetrator identified by the respondent. ST3I1 is recoded to 2, ST3I2 is recoded to 3, ST3I3 is recoded to 4, ST3I4 is recoded to 5, ST3I5 is recoded to 8, ST3I6 is recoded to 9, ST3I7 is recoded to 10, ST3I8 is recoded to system missing, ST3A1 is recoded to “10341778[REC03-PERP 01-GPOP]”, ST3L1 is recoded to “10341778[PERP 02-GPOP]”, ST3L2 is recoded to “10341778[PERP 03-GPOP]”, ST3L3 is recoded to “10341778[PERP 04-GPOP]”, ST3L4 is recoded to “10341778[PERP 05-GPOP]”, ST3L5 is recoded to “10341778[PERP 07-GPOP]”, ST3L6 is recoded to “10341778[PERP 08-GPOP]”, ST3L7 is recoded to “10341778[PERP 09-GPOP]”, ST3L8 is recoded to “10341778[REC03-PERP 01-GPOP]”, ST3B1 is recoded to 1, ST3B2 is recoded to 2, ST3B3 is recoded to 1, ST3B4 is recoded to 2, ST3B5 is recoded to 1, ST3B6 is recoded to 2, ST3B7 is recoded to 1, ST3B8 is recoded to 2, ST3G1 is recoded to 8, ST3G2 is recoded to 1, ST3G3 is recoded to 2, ST3G4 is recoded to 3, ST3G5 is recoded to 4, ST3G6 is recoded to 5, ST3G7 is recoded to 6, and ST3Y1 is recoded to “10341778[REC03-PERP 01-GPOP]”.
(4) The “10341778[PERP 01-GPOP]” perpetrator in section ST5 is recoded to “10341778[REC04-PERP 01-GPOP]”. This becomes a new perpetrator identified in ST5 and the 14th perpetrator identified by the respondent. ST5I1 is recoded to 2, ST5I2 is recoded to 3, ST5I3 is recoded to 4, ST5I4 is recoded to 5, ST5I5 is recoded to 6, ST5I6 is recoded to 8, ST5I7 is recoded to 9, ST5I8 is recoded to system missing, ST5A1 is recoded to “10341778[REC04-PERP 01-GPOP]”, ST5L1 is recoded to “10341778[PERP 02-GPOP]”, ST5L2 is recoded to “10341778[PERP 03-GPOP]”, ST5L3 is recoded to “10341778[PERP 04-GPOP]”, ST5L4 is recoded to “10341778[PERP 05-GPOP]”, ST5L5 is recoded to “10341778[PERP 06-GPOP]”, ST5L6 is recoded to “10341778[PERP 07-GPOP]”, ST5L7 is recoded to “10341778[PERP 08-GPOP]”, ST5L8 is recoded to “10341778[REC04-PERP 01-GPOP]”, ST5B1 is recoded to 1, ST5B2 is recoded to 1, ST5B3 is recoded to 2, ST5B4 is recoded to 1, ST5B5 is recoded to 1, ST5B6 is recoded to 1, ST5B7 is recoded to 1, and ST5B8 is recoded to 2.
(5) The “10341778[PERP 01-GPOP]” perpetrator in section SV5 is recoded to “10341778[REC05-PERP 01-GPOP]”. This becomes a new perpetrator identified in SV5 and the 15th perpetrator identified by the respondent. SV5I1 is recoded to system missing and SV5A1 and SV5L1 are recoded to “10341778[REC05-PERP 01-GPOP]”.

**103441871**

The respondent stopped the interview before providing perpetrator initials for EPA1.

(4) The first missing perpetrator initials are recoded to “REC01 MISSING”. This becomes the second perpetrator identified by the respondent. EPA1A1 and EPA1Y1 are recoded to “REC01 MISSING”.
(5) The second missing perpetrator initials are recoded to “REC02 MISSING”. This becomes the third perpetrator identified by the respondent. EPA1A2 and EPA1Y2 are recoded to “REC02 MISSING”.

This document is a research report submitted to the U.S. Department of Justice. This report has not been published by the Department. Opinions or points of view expressed are those of the author(s) and do not necessarily reflect the official position or policies of the U.S. Department of Justice.

**103466791**

The respondent stopped the interview before providing perpetrator initials for PV2.

(1) The first missing perpetrator initials are recoded to “REC01 MISSING”. This becomes the third perpetrator identified by the respondent. PV2A1 and PV2L1 are recoded to “REC01 MISSING”.
(2) The second missing perpetrator initials are recoded to “REC02 MISSING”. This becomes the fourth perpetrator identified by the respondent. PV2A2 and PV2L2 are recoded to “REC02 MISSING”.
(3) The third missing perpetrator initials are recoded to “REC03 MISSING”. This becomes the fifth perpetrator identified by the respondent. PV2A3 and PV2L3 are recoded to “REC03 MISSING”.
(4) The fourth missing perpetrator initials are recoded to “REC04 MISSING”. This becomes the sixth perpetrator identified by the respondent. PV2A4 and PV2L4 are recoded to “REC04 MISSING”.

**103476381**

The respondent stopped the interview before providing all perpetrator initials for ST3.

(1) The missing perpetrator initials are recoded to “REC01 MISSING”. This becomes the second perpetrator identified by the respondent. ST3A1 and ST3L2 are recoded to “REC01 MISSING”.

**103506042**

The respondent stopped the interview before providing perpetrator initials for PV1.

(1) The missing perpetrator initials are recoded to “REC01 MISSING”. This becomes the first perpetrator identified by the respondent. PV1A1 and PV1L1 are recoded to “REC01 MISSING”.

**103509832**

The respondent stopped the interview before providing perpetrator initials for ST1.

(1) The first missing perpetrator initials are recoded to “REC01 MISSING”. This becomes the first perpetrator identified by the respondent. ST1A1 and ST1L1 are recoded to “REC01 MISSING”.
(2) The second missing perpetrator initials are recoded to “REC02 MISSING”. This becomes the second perpetrator identified by the respondent. ST1A2 and ST1L2 are recoded to “REC02 MISSING”.

**103518121**

The respondent provided fewer initials than expected (by referring to a previously identified perpetrator in PV3 that was not previously identified).

(3) The missing perpetrator initials are recoded to “REC01 MISSING”. This becomes the 11$^{th}$ perpetrator identified by the respondent. PV3I2 is recoded to system missing, PV3A1 is recoded to “REC01 MISSING”, and PV3L2 is recoded to “REC01 MISSING”.
(4) PV4L2 is recoded to “REC01 MISSING”.

This document is a research report submitted to the U.S. Department of Justice. This report has not been published by the Department. Opinions or points of view expressed are those of the author(s) and do not necessarily reflect the official position or policies of the U.S. Department of Justice.

**103531882**

The respondent stopped the interview before providing perpetrator initials for PV2.

(1) The first missing perpetrator initials are recoded to “REC01 MISSING”. This becomes the first perpetrator identified by the respondent. PV2A1 and PV2L1 are recoded to “REC01 MISSING”.
(2) The second missing perpetrator initials are recoded to “REC02 MISSING”. This becomes the second perpetrator identified by the respondent. PV2A2 and PV2L2 are recoded to “REC02 MISSING”.
(3) The third missing perpetrator initials are recoded to “REC03 MISSING”. This becomes the third perpetrator identified by the respondent. PV2A3 and PV2L3 are recoded to “REC03 MISSING”.
(4) The fourth missing perpetrator initials are recoded to “REC04 MISSING”. This becomes the fourth perpetrator identified by the respondent. PV2A4 and PV2L4 are recoded to “REC04 MISSING”.

**103538502**

The respondent stopped the interview before providing all perpetrator initials for SV5.

(1) The missing perpetrator initials are recoded to “REC01 MISSING”. This becomes the first perpetrator identified by the respondent. SV5A1 and SV5L1 are recoded to “REC01 MISSING”.

**103539131**

The respondent stopped the interview before providing all perpetrator initials for PV1.

(1) The missing perpetrator initials are recoded to “REC01 MISSING”. This becomes the sixth perpetrator identified by the respondent. PV1A1 and PV1L2 are recoded to “REC01 MISSING”.

**103544801**

The respondent provided initials in the EPA section which had already been provided in the PA section.

(1) The “[PERP 01]” perpetrator in sections PA, CCE, and PV is recoded to “10354480[REC01-PERP 01-GPOP]”. This remains the first perpetrator identified by the respondent. PA2A1, PA2L1, PA2Y1, PA4L1, PA4Y1, CCE2L1, CCE2Y1, CCE3L1, CCE3Y1, CCE4L1, PV3L1, and PV3Y1 are all recoded to “10354480[REC01-PERP 01-GPOP]”.
(2) The “[PERP 01]” perpetrator in sections EPA, ECCE, and EPV is recoded to “10354480[REC02-PERP 01-GPOP]”. This remains the first perpetrator identified by the respondent in the elder abuse section and becomes the third perpetrator identified in the survey. EPA2A1, EPA2Y1, EPA3Y1, EPA4Y1, ECCE2Y1, and EPV3Y1 are all recoded to “10354480[REC02-PERP 01-GPOP]”.

**103545682**

The respondent experienced PA2 victimizations by two perpetrators but did not provide perpetrator initials.

(1) The first missing perpetrator initials are recoded to “REC01 MISSING”. This remains the first perpetrator identified by the respondent. PA2A1, PA2L1, PA3L1, PA4L1, PA5L1, CCE1L1, CCE3L1, CCE5L1, CCE6L1, CCE7L1, CCE9L1, CCE10L1, CCE11L1, CCE12L1, CCE13L1, PV1L1, PV2L1, PV3L1, PV4L1, PV5L1, PV6L1, PV7L1, PV8L1, PV9L1, PV10L1, PV12L1, ST1L1, ST3L1, ST4L1, ST5L1, and ST7L1 are all recoded to “REC01 MISSING”.

This document is a research report submitted to the U.S. Department of Justice. This report has not been published by the Department. Opinions or points of view expressed are those of the author(s) and do not necessarily reflect the official position or policies of the U.S. Department of Justice.

(2) The second missing perpetrator initials are recoded to “REC02 MISSING”. This remains the second perpetrator identified by the respondent. PA2A2, PA2L2, PA3L2, PA4L2, CCE1L2, CCE3L2, CCE4L1, CCE7L2, CCE12L2, PV1L2, PV2L2, PV3L2, PV4L2, PV5L2, PV7L2, PV10L2, PV12L2, and ST1L2 are all recoded to “REC02 MISSING”.

**103550352**

The respondent provided fewer initials than expected (by referring to a previously identified perpetrator in CCE2 that was not previously identified).

(5) The missing perpetrator initials are recoded to “REC01 MISSING”. This becomes the third perpetrator identified by the respondent. CCE2I1 is recoded to system missing, CCE2A1 is recoded to “REC01 MISSING”, and CCE2L1 is recoded to “REC01 MISSING”.

**103571881**

The respondent stopped the interview before providing all perpetrator initials for CCE6.

(1) The missing perpetrator initials are recoded to “REC01 MISSING”. This becomes the fourth perpetrator identified by the respondent. CCE6A1 and CCE6L2 are recoded to “REC01 MISSING”.

**103584411**

The respondent stopped the interview before providing perpetrator initials for ST1.

(1) The missing perpetrator initials are recoded to “REC01 MISSING”. This becomes the third perpetrator identified by the respondent. ST1A1 and ST1L1 are recoded to “REC01 MISSING”.

**103591601**

The respondent experienced ST1 victimizations in the past year but did not provide perpetrator initials.

(1) ST1G1 is recoded to system missing and ST1N12 is recoded to -9.

**103593422**

The respondent stopped the interview before providing all perpetrator initials for SV5.

(1) The first missing perpetrator initials are recoded to “REC01 MISSING”. This becomes the seventh perpetrator identified by the respondent. SV5A3 and SV5L3 are recoded to “REC01 MISSING”.
(2) The second missing perpetrator initials are recoded to “REC02 MISSING”. This becomes the eighth perpetrator identified by the respondent. SV5A4 and SV5L4 are recoded to “REC02 MISSING”.
(3) The third missing perpetrator initials are recoded to “REC03 MISSING”. This becomes the ninth perpetrator identified by the respondent. SV5A5 and SV5L5 are recoded to “REC03 MISSING”.

This document is a research report submitted to the U.S. Department of Justice. This report has not been published by the Department. Opinions or points of view expressed are those of the author(s) and do not necessarily reflect the official position or policies of the U.S. Department of Justice.

**103598822**

The respondent provided too many initials in SV20.

(1) The number of lifetime perpetrators is changed. SV20 and SV20N99 are recoded to 14.

**103614031**

The respondent stopped the interview before providing perpetrator initials for PV2.

(1) The missing perpetrator initials are recoded to “REC01 MISSING”. This becomes the third perpetrator identified by the respondent. PV2A1 and PV2L1 are recoded to “REC01 MISSING”.

**103639282**

The respondent stopped the interview before providing all perpetrator initials for CCE12.

(1) The missing perpetrator initials are recoded to “REC01 MISSING”. This becomes the sixth perpetrator identified by the respondent. CCE12A3 and CCE12L6 are recoded to “REC01 MISSING”.

**103652462**

The respondent stopped the interview before providing perpetrator initials for CCE11.

(1) The missing perpetrator initials are recoded to “REC01 MISSING”. This becomes the first perpetrator identified by the respondent. CCE11A1 and CCE11L1 are recoded to “REC01 MISSING”.

**103660412**

The respondent stopped the interview before providing perpetrator initials for PV10.

(1) The missing perpetrator initials are recoded to “REC01 MISSING”. This becomes the second perpetrator identified by the respondent. PV10I1 is recoded to system missing. PV10A1 and PV10L1 are recoded to “REC01 MISSING”.

**103664952**

The respondent stopped the interview before providing perpetrator initials for ST3.

(1) The first missing perpetrator initials are recoded to “REC01 MISSING”. This becomes the fourth perpetrator identified by the respondent. ST3A1 and ST3L1 are recoded to “REC01 MISSING”.
(2) The second missing perpetrator initials are recoded to “REC02 MISSING”. This becomes the fifth perpetrator identified by the respondent. ST3A2 and ST3L2 are recoded to “REC02 MISSING”.
(3) The third missing perpetrator initials are recoded to “REC03 MISSING”. This becomes the sixth perpetrator identified by the respondent. ST3A3 and ST3L3 are recoded to “REC03 MISSING”.
(4) The fourth missing perpetrator initials are recoded to “REC04 MISSING”. This becomes the seventh perpetrator identified by the respondent. ST3A4 and ST3L4 are recoded to “REC04 MISSING”.
(5) The fifth missing perpetrator initials are recoded to “REC05 MISSING”. This becomes the eighth perpetrator identified by the respondent. ST3A5 and ST3L5 are recoded to “REC05 MISSING”.

This document is a research report submitted to the U.S. Department of Justice. This report has not been published by the Department. Opinions or points of view expressed are those of the author(s) and do not necessarily reflect the official position or policies of the U.S. Department of Justice.

(6) The sixth missing perpetrator initials are recoded to “REC06 MISSING”. This becomes the ninth perpetrator identified by the respondent. ST3A6 and ST3L6 are recoded to “REC06 MISSING”.
(7) The seventh missing perpetrator initials are recoded to “REC07 MISSING”. This becomes the 10th perpetrator identified by the respondent. ST3A7 and ST3L7 are recoded to “REC07 MISSING”.
(8) The eighth missing perpetrator initials are recoded to “REC08 MISSING”. This becomes the 11th perpetrator identified by the respondent. ST3A8 and ST3L8 are recoded to “REC08 MISSING”.
(9) The ninth missing perpetrator initials are recoded to “REC09 MISSING”. This becomes the 12th perpetrator identified by the respondent. ST3A9 and ST3L9 are recoded to “REC09 MISSING”.
(10) The 10th missing perpetrator initials are recoded to “REC10 MISSING”. This becomes the 13th perpetrator identified by the respondent. ST3A10 and ST3L10 are recoded to “REC10 MISSING”.
(11) The 11th missing perpetrator initials are recoded to “REC11 MISSING”. This becomes the 14th perpetrator identified by the respondent. ST3A11 and ST3L11 are recoded to “REC11 MISSING”.
(12) The 12th missing perpetrator initials are recoded to “REC12 MISSING”. This becomes the 15th perpetrator identified by the respondent. ST3A12 and ST3L12 are recoded to “REC12 MISSING”.
(13) The 13th missing perpetrator initials are recoded to “REC13 MISSING”. This becomes the 16th perpetrator identified by the respondent. ST3A13 and ST3L13 are recoded to “REC13 MISSING”.
(14) The 14th missing perpetrator initials are recoded to “REC14 MISSING”. This becomes the 17th perpetrator identified by the respondent. ST3A14 and ST3L14 are recoded to “REC14 MISSING”.
(15) The 15th missing perpetrator initials are recoded to “REC15 MISSING”. This becomes the 18th perpetrator identified by the respondent. ST3A15 and ST3L15 are recoded to “REC15 MISSING”.

**103671122**

The respondent stopped the interview before providing perpetrator initials for PV10.

(1) The missing perpetrator initials are recoded to “REC01 MISSING”. This becomes the second perpetrator identified by the respondent. PV10A1 and PV10L1 are recoded to “REC01 MISSING”.

**103681182**

The respondent stopped the interview before providing perpetrator initials for ECCE3.

(1) The first missing perpetrator initials are recoded to “REC01 MISSING”. This becomes the fourth perpetrator identified by the respondent. ECCE3A1 and ECCE3Y1 are recoded to “REC01 MISSING”.
(2) The second missing perpetrator initials are recoded to “REC02 MISSING”. This becomes the fifth perpetrator identified by the respondent. ECCE3A2 and ECCE3Y2 are recoded to “REC02 MISSING”.
(3) The third missing perpetrator initials are recoded to “REC03 MISSING”. This becomes the sixth perpetrator identified by the respondent. ECCE3A3 and ECCE3Y3 are recoded to “REC03 MISSING”.
(4) The fourth missing perpetrator initials are recoded to “REC04 MISSING”. This becomes the seventh perpetrator identified by the respondent. ECCE3A4 and ECCE3Y4 are recoded to “REC04 MISSING”.

This document is a research report submitted to the U.S. Department of Justice. This report has not been published by the Department. Opinions or points of view expressed are those of the author(s) and do not necessarily reflect the official position or policies of the U.S. Department of Justice.

**103684932**

The respondent stopped the interview before providing perpetrator initials for CCE11.

(5) The missing perpetrator initials are recoded to "REC01 MISSING". This becomes the first perpetrator identified by the respondent. CCE11A1 and CCE11L1 are recoded to "REC01 MISSING".

**103689262**

The respondent provided fewer initials than expected (by referring to a previously identified perpetrator in SV11 that was not previously identified).

(3) The missing perpetrator initials are recoded to "REC01 MISSING". This becomes the 13th perpetrator identified by the respondent. SV11I3 is recoded to system missing, SV11A1 is recoded to "REC01 MISSING", and SV11L3 is recoded to "REC01 MISSING".

**103689592**

The respondent stopped the interview before providing perpetrator initials for CCE3.

(1) The missing perpetrator initials are recoded to "REC01 MISSING". This becomes the first perpetrator identified by the respondent. CCE3A1 and CCE3L1 are recoded to "REC01 MISSING".

**103689891**

The respondent provided initials in the EPA section which had already been provided in the CCE section. In addition, the respondent experienced ST1 victimizations in the past year but did not provide perpetrator initials.

(1) The "[PERP 01]" perpetrator in sections CCE and PV is recoded to "10368989[REC01-PERP 01-GPOP]". This remains the first perpetrator identified by the respondent. CCE1A1, CCE1L1, CCE1Y1, CCE2L1, CCE2Y1, CCE3L1, CCE3Y1, CCE4L1, CCE4Y1, CCE9L1, PV1L1, PV1Y1, PV2L1, PV2Y1, PV3L1, PV3Y1, PV4L1, PV4Y1, PV5L1, PV5Y1, PV7L1, PV7Y1, PV8L1, PV8Y1, PV10L1, and PV10Y1 are all recoded to "10368989[REC01-PERP 01-GPOP]".
(2) The "[PERP 01]" perpetrator in sections EPA, ECCE, and EPV is recoded to "10368989[REC02-PERP 01-GPOP]". This remains the first perpetrator identified by the respondent in the elder abuse section and becomes the third perpetrator identified in the survey. EPA1A1, EPA1Y1, ECCE2Y1, ECCE3Y1, ECCE7Y1, ECCE9Y1, ECCE11Y1, EPV1Y1, EPV2Y1, EPV3Y1, EPV4Y1, EPV7Y1, EPV8Y1, and EPV10Y1 are all recoded to "10368989[REC02-PERP 01-GPOP]".
(3) The "[PERP 01]" perpetrator in section ST5 is recoded to "10368989[REC03-PERP 01-GPOP]". This becomes a new perpetrator identified in ST5 and the 25th perpetrator identified by the respondent. ST5I1 is recoded to system missing and ST5A1, ST5L1, and ST5Y1 are recoded to "10368989[REC03-PERP 01-GPOP]".
(4) The "[PERP 01]" perpetrator in section SV4 is recoded to "10368989[REC04-PERP 01-GPOP]". This becomes a new perpetrator identified in SV4 and the 27th perpetrator identified by the respondent. SV4I1 is recoded to system missing and SV4A1, SV4L1, and SV4Y1 are recoded to "10368989[REC04-PERP 01-GPOP]".
(5) The "[PERP 01]" perpetrator in section SV6 is recoded to "10368989[REC05-PERP 01-GPOP]". This becomes a new perpetrator identified in SV6 and the 28th perpetrator identified by the respondent. SV6I1 is recoded to 26, SV6I2 is recoded to system missing, SV6A1 is recoded to "10368989[REC05-PERP 01-GPOP]", SV6L1 is recoded to "10368989[PERP 24-GPOP]", SV6L2 is recoded to "10368989[REC05-PERP 01-GPOP]", SV6B1 is recoded to 1, SV6B2 is recoded

This document is a research report submitted to the U.S. Department of Justice. This report has not been published by the Department. Opinions or points of view expressed are those of the author(s) and do not necessarily reflect the official position or policies of the U.S. Department of Justice.

to 1, SV6G1 is recoded to 2, SV6Y1 is recoded to "10368989[REC05-PERP 01-GPOP]", SV6O1 is recoded to 4, SV6O2 is recoded to 1, SV6P1 is recoded to 4, and SV6P2 is recoded to 4.
(6) ST6I1 is recoded to 13 and ST7I1 is recoded to 14.
(7) ST1G1 is recoded to system missing and ST1N12 is recoded to -9.

**103694561**

The respondent stopped the interview before providing perpetrator initials for SV5.

(1) The missing perpetrator initials are recoded to "REC01 MISSING". This becomes the 19th perpetrator identified by the respondent. SV5A1 and SV5L1 are recoded to "REC01 MISSING".

**103705332**

The respondent stopped the interview before providing perpetrator initials for CCE13.

(1) The first missing perpetrator initials are recoded to "REC01 MISSING". This becomes the first perpetrator identified by the respondent. CCE13A1 and CCE13L1 are recoded to "REC01 MISSING".
(2) The second missing perpetrator initials are recoded to "REC02 MISSING". This becomes the second perpetrator identified by the respondent. CCE13A2 and CCE13L2 are recoded to "REC02 MISSING".
(3) The third missing perpetrator initials are recoded to "REC03 MISSING". This becomes the third perpetrator identified by the respondent. CCE13A3 and CCE13L3 are recoded to "REC03 MISSING".
(4) The fourth missing perpetrator initials are recoded to "REC04 MISSING". This becomes the fourth perpetrator identified by the respondent. CCE13A4 and CCE13L4 are recoded to "REC04 MISSING".

**103709011**

The respondent provided initials in the CCE4 section which had already been provided in the PA1 section.

(1) The "[PERP 01]" perpetrator in section PA1 is recoded to "10370901[REC01-PERP 01-GPOP]". This remains the first perpetrator identified by the respondent. PA1A1, PA1L1, PA1Y1, PA2L1, PA2Y1, CCE1L1, CCE1Y1, and CCE4L1 are recoded to "10370901[REC01-PERP 01-GPOP]".
(2) The "[PERP 01]" perpetrator in section CCE4 is recoded to "10370901[REC02-PERP 01-GPOP]". This remains the fourth perpetrator identified by the respondent. CCE4A2 and CCE4L3 are recoded to "10370901[REC02-PERP 01-GPOP]".

**103715141**

The respondent stopped the interview before providing perpetrator initials for SV10.

(1) The first missing perpetrator initials are recoded to "REC01 MISSING". This becomes the fourth perpetrator identified by the respondent. SV10A1 and SV10L1 are recoded to "REC01 MISSING".
(2) The second missing perpetrator initials are recoded to "REC02 MISSING". This becomes the fifth perpetrator identified by the respondent. SV10A2 and SV10L2 are recoded to "REC02 MISSING".

This document is a research report submitted to the U.S. Department of Justice. This report has not been published by the Department. Opinions or points of view expressed are those of the author(s) and do not necessarily reflect the official position or policies of the U.S. Department of Justice.

**103716291**

The respondent stopped the interview before providing all perpetrator initials for ST1.

(1) The missing perpetrator initials are recoded to “REC01 MISSING”. This becomes the third perpetrator identified by the respondent. ST1A2 and ST1L2 are recoded to “REC01 MISSING”.

**103716702**

The respondent experienced PV2 victimizations in the past year but did not provide perpetrator initials.

(1) PV2G1 to PV2G15 are recoded to system missing and PV2N12 is recoded to -9.

**103725882**

The respondent stopped the interview before providing perpetrator initials for CCE3.

(1) The missing perpetrator initials are recoded to “REC01 MISSING”. This becomes the first perpetrator identified by the respondent. CCE3A1 and CCE3L1 are recoded to “REC01 MISSING”.

**103726961**

The respondent provided initials in the EPA2 section which had already been provided in the PA4 section.

(1) The “[PERP 02]” perpetrator in section PA is recoded to “10372696[REC01-PERP 02-GPOP]”. This remains the second perpetrator identified by the respondent. PA4A2, PA4L2, and PA4Y1 are all recoded to “10372696[REC01-PERP 02-GPOP]”.
(2) The “[PERP 02]” perpetrator in section EPA is recoded to “10372696[REC02-PERP 02-GPOP]”. This remains the first perpetrator identified by the respondent in the elder abuse section and becomes the third perpetrator identified in the survey. EPA2A1 and EPA2Y1 are recoded to “10372696[REC02-PERP 02-GPOP]”.

**103731861**

The respondent provided initials in the ECCE2 section which had already been provided in the CCE2 section.

(1) The “[PERP 01]” perpetrator in section CCE is recoded to “10373186[REC01-PERP 01-GPOP]”. This remains the first perpetrator identified by the respondent. CCE2A1, CCE2L1, and CCE2Y1 are all recoded to “10373186[REC01-PERP 01-GPOP]”.
(2) The “[PERP 01]” perpetrator in section EPA is recoded to “10373186[REC02-PERP 01-GPOP]”. This remains the first perpetrator identified by the respondent in the elder abuse section and becomes the second perpetrator identified in the survey. ECCE2A1 and ECCE2Y1 are recoded to “10373186[REC02-PERP 01-GPOP]”.

**103734002**

The respondent stopped the interview before providing all perpetrator initials for CCE1.

(1) The first missing perpetrator initials are recoded to “REC01 MISSING”. This becomes the second perpetrator identified by the respondent. CCE1A2 and CCE1L2 are recoded to “REC01 MISSING”.

This document is a research report submitted to the U.S. Department of Justice. This report has not been published by the Department. Opinions or points of view expressed are those of the author(s) and do not necessarily reflect the official position or policies of the U.S. Department of Justice.

(2) The second missing perpetrator initials are recoded to “REC02 MISSING”. This becomes the third perpetrator identified by the respondent. CCE1A3 and CCE1L3 are recoded to “REC02 MISSING”.
(3) The third missing perpetrator initials are recoded to “REC03 MISSING”. This becomes the fourth perpetrator identified by the respondent. CCE1A4 and CCE1L4 are recoded to “REC03 MISSING”.
(4) The fourth missing perpetrator initials are recoded to “REC04 MISSING”. This becomes the fifth perpetrator identified by the respondent. CCE1A5 and CCE1L5 are recoded to “REC04 MISSING”.

**103777602**

The respondent stopped the interview before providing perpetrator initials for ST5.

(1) The first missing perpetrator initials are recoded to “REC01 MISSING”. This becomes the first perpetrator identified by the respondent. ST5A1 and ST5L1 are recoded to “REC01 MISSING”.
(2) The second missing perpetrator initials are recoded to “REC02 MISSING”. This becomes the second perpetrator identified by the respondent. ST5A2 and ST5L2 are recoded to “REC02 MISSING”.
(3) The third missing perpetrator initials are recoded to “REC03 MISSING”. This becomes the third perpetrator identified by the respondent. ST5A3 and ST5L3 are recoded to “REC03 MISSING”.
(4) The fourth missing perpetrator initials are recoded to “REC04 MISSING”. This becomes the fourth perpetrator identified by the respondent. ST5A4 and ST5L4 are recoded to “REC04 MISSING”.
(5) The fifth missing perpetrator initials are recoded to “REC05 MISSING”. This becomes the fifth perpetrator identified by the respondent. ST5A5 and ST5L5 are recoded to “REC05 MISSING”.

**103783612**

The respondent stopped the interview before providing all perpetrator initials for ST1.

(1) The first missing perpetrator initials are recoded to “REC01 MISSING”. This becomes the sixth perpetrator identified by the respondent. ST1A2 and ST1L2 are recoded to “REC01 MISSING”.
(2) The second missing perpetrator initials are recoded to “REC02 MISSING”. This becomes the seventh perpetrator identified by the respondent. ST1A3 and ST1L3 are recoded to “REC02 MISSING”.

**104044731**

The respondent provided fewer initials than expected (by referring to a previously identified perpetrator in SV6 that was not previously identified).

(1) The missing perpetrator initials are recoded to “REC01 MISSING”. This becomes the fifth perpetrator identified by the respondent. SV6I1 is recoded to system missing, SV6A1 is recoded to “REC01 MISSING”, and SV6L1 is recoded to “REC01 MISSING”.

This document is a research report submitted to the U.S. Department of Justice. This report has not been published by the Department. Opinions or points of view expressed are those of the author(s) and do not necessarily reflect the official position or policies of the U.S. Department of Justice.

**104050681**

The respondent stopped the interview before providing perpetrator initials for CCE3.

(1) The first missing perpetrator initials are recoded to "REC01 MISSING". This becomes the first perpetrator identified by the respondent. CCE3A1 and CCE3L1 are recoded to "REC01 MISSING".
(2) The second missing perpetrator initials are recoded to "REC02 MISSING". This becomes the second perpetrator identified by the respondent. CCE3A2 and CCE3L2 are recoded to "REC02 MISSING".

**104082011**

The respondent stopped the interview before providing all perpetrator initials for SV7.

(1) The missing perpetrator initials are recoded to "REC01 MISSING". This becomes the 23rd perpetrator identified by the respondent. SV7A3 and SV7L3 are recoded to "REC01 MISSING".

**104124171**

The respondent experienced ST5 victimizations in the past year but did not provide perpetrator initials.

(1) ST5G1 is recoded to system missing and ST5N12 is recoded to -9.

**104156741**

The respondent provided initials in the ECCE8 section which had already been provided in the CCE2 section.

(1) The "[PERP 01]" perpetrator in section CCE is recoded to "10415674[REC01-PERP 01-GPOP]". This remains the first perpetrator identified by the respondent. CCE2A1, CCE2L1, CCE3L1, CCE3Y1, and CCE8L1 are all recoded to "10415674[REC01-PERP 01-GPOP]".
(2) The "[PERP 01]" perpetrator in section ECCE is recoded to "10415674[REC02-PERP 01-GPOP]". This remains the first perpetrator identified by the respondent in the elder abuse section and becomes the ninth perpetrator identified in the survey. ECCE8A1 and ECCE8Y1 are recoded to "10415674[REC02-PERP 01-GPOP]".

**104311701**

The respondent stopped the interview before providing perpetrator initials for ST1.

(1) The missing perpetrator initials are recoded to "REC01 MISSING". This becomes the first perpetrator identified by the respondent. ST1A1 and ST1L1 are recoded to "REC01 MISSING".

**104326571**

The respondent stopped the interview before providing perpetrator initials for PV8.

(1) The first missing perpetrator initials are recoded to "REC01 MISSING". This becomes the first perpetrator identified by the respondent. PV8A1 and PV8L1 are recoded to "REC01 MISSING".
(2) The second missing perpetrator initials are recoded to "REC02 MISSING". This becomes the second perpetrator identified by the respondent. PV8A2 and PV8L2 are recoded to "REC02 MISSING".

This document is a research report submitted to the U.S. Department of Justice. This report has not been published by the Department. Opinions or points of view expressed are those of the author(s) and do not necessarily reflect the official position or policies of the U.S. Department of Justice.

**104341341**

The respondent provided fewer initials than expected (by referring to a previously identified perpetrator in SV2 that was not previously identified).

(1) The missing perpetrator initials are recoded to “REC01 MISSING”. This becomes the third perpetrator identified by the respondent. SV2I1 is recoded to system missing, SV2A1 is recoded to “REC01 MISSING”, and SV2L1 is recoded to “REC01 MISSING”.
(2) SV5L1 and SV6L1 are recoded to “REC01 MISSING”.
(3) SV17I1 and SV20I1 are recoded to 4.

**104505751**

The respondent stopped the interview before providing perpetrator initials for SV1.

(1) The missing perpetrator initials are recoded to “REC01 MISSING”. This becomes the second perpetrator identified by the respondent. SV1A1 and SV1L1 are recoded to “REC01 MISSING”.

**104528421**

The respondent stopped the interview before providing perpetrator initials for CCE4.

(1) The first missing perpetrator initials are recoded to “REC01 MISSING”. This becomes the fourth perpetrator identified by the respondent. CCE4I1 is recoded to system missing. CCE4A1 and CCE4L1 are recoded to “REC01 MISSING”.
(2) The second missing perpetrator initials are recoded to “REC02 MISSING”. This becomes the fifth perpetrator identified by the respondent. CCE4I2 is recoded to system missing. CCE4A2 and CCE4L2 are recoded to “REC02 MISSING”.

**104538661**

The respondent experienced ST1 victimizations in the past year but did not provide perpetrator initials.

(1) ST1G1 is recoded to system missing and ST1N12 is recoded to -9.

**104669681**

The respondent provided initials in the ST4 section which had already been provided in the ST1 section.
(1) The “[PEPR 07]” perpetrator in section ST1 is recoded to “10466968[REC01-PERP 07-GPOP]”. This remains the seventh perpetrator identified by the respondent. ST1A1, ST1L1, and ST4L2 are recoded to “10466968[REC01-PERP 07-GPOP]”.
(2) The “[PERP 07]” perpetrator in section ST4 is recoded to “10466968[REC02-PERP 07-GPOP]”. This remains the 18th perpetrator identified by the respondent. ST4A2 and ST4L5 are recoded to “10466968[REC02-PERP 07-GPOP]”.

**104703641**

The respondent stopped the interview before providing all perpetrator initials for PV4.

(1) The missing perpetrator initials are recoded to “REC01 MISSING”. This becomes the sixth perpetrator identified by the respondent. PV4A1 and PV4L5 are recoded to “REC01 MISSING”.

This document is a research report submitted to the U.S. Department of Justice. This report has not been published by the Department. Opinions or points of view expressed are those of the author(s) and do not necessarily reflect the official position or policies of the U.S. Department of Justice.

**104725741**

The respondent experienced ST1 victimizations in the past year but did not provide perpetrator initials.

(1) ST1G1 to ST1G15 are recoded to system missing and ST1N12 is recoded to -9.

**104745211**

The respondent stopped the interview before providing perpetrator initials for CCE11.

(1) The first missing perpetrator initials are recoded to “REC01 MISSING”. This becomes the second perpetrator identified by the respondent. CCE11A1 and CCE11L1 are recoded to “REC01 MISSING”.
(2) The second missing perpetrator initials are recoded to “REC02 MISSING”. This becomes the third perpetrator identified by the respondent. CCE11A2 and CCE11L2 are recoded to “REC02 MISSING”.
(3) The third missing perpetrator initials are recoded to “REC03 MISSING”. This becomes the fourth perpetrator identified by the respondent. CCE11A3 and CCE11L3 are recoded to “REC03 MISSING”.
(4) The fourth missing perpetrator initials are recoded to “REC04 MISSING”. This becomes the fifth perpetrator identified by the respondent. CCE11A4 and CCE11L4 are recoded to “REC04 MISSING”.
(5) The fifth missing perpetrator initials are recoded to “REC05 MISSING”. This becomes the sixth perpetrator identified by the respondent. CCE11A5 and CCE11L5 are recoded to “REC05 MISSING”.

**104841901**

The respondent stopped the interview before providing perpetrator initials for SV1.

(1) The missing perpetrator initials are recoded to “REC01 MISSING”. This becomes the fourth perpetrator identified by the respondent. SV1A1 and SV1L1 are recoded to “REC01 MISSING”.

**104895921**

The respondent stopped the interview before providing perpetrator initials for ST2.

(1) The first missing perpetrator initials are recoded to “REC01 MISSING”. This becomes the first perpetrator identified by the respondent. ST2A1 and ST2L1 are recoded to “REC01 MISSING”.
(2) The second missing perpetrator initials are recoded to “REC02 MISSING”. This becomes the second perpetrator identified by the respondent. ST2A2 and ST2L2 are recoded to “REC02 MISSING”.
(3) The third missing perpetrator initials are recoded to “REC03 MISSING”. This becomes the third perpetrator identified by the respondent. ST2A3 and ST2L3 are recoded to “REC03 MISSING”.
(4) The fourth missing perpetrator initials are recoded to “REC04 MISSING”. This becomes the fourth perpetrator identified by the respondent. ST2A4 and ST2L4 are recoded to “REC04 MISSING”.
(5) The fifth missing perpetrator initials are recoded to “REC05 MISSING”. This becomes the fifth perpetrator identified by the respondent. ST2A5 and ST2L5 are recoded to “REC05 MISSING”.
(6) The sixth missing perpetrator initials are recoded to “REC06 MISSING”. This becomes the sixth perpetrator identified by the respondent. ST2A6 and ST2L6 are recoded to “REC06 MISSING”.

This document is a research report submitted to the U.S. Department of Justice. This report has not been published by the Department. Opinions or points of view expressed are those of the author(s) and do not necessarily reflect the official position or policies of the U.S. Department of Justice.

(7) The seventh missing perpetrator initials are recoded to “REC07 MISSING”. This becomes the seventh perpetrator identified by the respondent. ST2A7 and ST2L7 are recoded to “REC07 MISSING”.
(8) The eighth missing perpetrator initials are recoded to “REC08 MISSING”. This becomes the eighth perpetrator identified by the respondent. ST2A8 and ST2L8 are recoded to “REC08 MISSING”.
(9) The ninth missing perpetrator initials are recoded to “REC09 MISSING”. This becomes the ninth perpetrator identified by the respondent. ST2A9 and ST2L9 are recoded to “REC09 MISSING”.
(10) The 10th missing perpetrator initials are recoded to “REC10 MISSING”. This becomes the 10th perpetrator identified by the respondent. ST2A10 and ST2L10 are recoded to “REC10 MISSING”.
(11) The 11th missing perpetrator initials are recoded to “REC11 MISSING”. This becomes the 11th perpetrator identified by the respondent. ST2A11 and ST2L11 are recoded to “REC11 MISSING”.
(12) The 12th missing perpetrator initials are recoded to “REC12 MISSING”. This becomes the 12th perpetrator identified by the respondent. ST2A12 and ST2L12 are recoded to “REC12 MISSING”.
(13) The 13th missing perpetrator initials are recoded to “REC13 MISSING”. This becomes the 13th perpetrator identified by the respondent. ST2A13 and ST2L13 are recoded to “REC13 MISSING”.
(14) The 14th missing perpetrator initials are recoded to “REC14 MISSING”. This becomes the 14th perpetrator identified by the respondent. ST2A14 and ST2L14 are recoded to “REC14 MISSING”.
(15) The 15th missing perpetrator initials are recoded to “REC15 MISSING”. This becomes the 15th perpetrator identified by the respondent. ST2A15 and ST2L15 are recoded to “REC15 MISSING”.

**104906501**

The respondent stopped the interview before providing perpetrator initials for ST1.

(1) The first missing perpetrator initials are recoded to “REC01 MISSING”. This becomes the third perpetrator identified by the respondent. ST1A1 and ST1L1 are recoded to “REC01 MISSING”.
(2) The second missing perpetrator initials are recoded to “REC02 MISSING”. This becomes the fourth perpetrator identified by the respondent. ST1A2 and ST1L2 are recoded to “REC02 MISSING”.
(3) The third missing perpetrator initials are recoded to “REC03 MISSING”. This becomes the fifth perpetrator identified by the respondent. ST1A3 and ST1L3 are recoded to “REC03 MISSING”.
(4) The fourth missing perpetrator initials are recoded to “REC04 MISSING”. This becomes the sixth perpetrator identified by the respondent. ST1A4 and ST1L4 are recoded to “REC04 MISSING”.
(5) The fifth missing perpetrator initials are recoded to “REC05 MISSING”. This becomes the seventh perpetrator identified by the respondent. ST1A5 and ST1L5 are recoded to “REC05 MISSING”.
(6) The sixth missing perpetrator initials are recoded to “REC06 MISSING”. This becomes the eighth perpetrator identified by the respondent. ST1A6 and ST1L6 are recoded to “REC06 MISSING”.
(7) The seventh missing perpetrator initials are recoded to “REC07 MISSING”. This becomes the ninth perpetrator identified by the respondent. ST1A7 and ST1L7 are recoded to “REC07 MISSING”.
(8) The eighth missing perpetrator initials are recoded to “REC08 MISSING”. This becomes the 10th perpetrator identified by the respondent. ST1A8 and ST1L8 are recoded to “REC08 MISSING”.
(9) The ninth missing perpetrator initials are recoded to “REC09 MISSING”. This becomes the 11th perpetrator identified by the respondent. ST1A9 and ST1L9 are recoded to “REC09 MISSING”.
(10) The 10th missing perpetrator initials are recoded to “REC10 MISSING”. This becomes the 12th perpetrator identified by the respondent. ST1A10 and ST1L10 are recoded to “REC10 MISSING”.

This document is a research report submitted to the U.S. Department of Justice. This report has not been published by the Department. Opinions or points of view expressed are those of the author(s) and do not necessarily reflect the official position or policies of the U.S. Department of Justice.

(11)The 11th missing perpetrator initials are recoded to “REC11 MISSING”. This becomes the 13th perpetrator identified by the respondent. ST1A11 and ST1L11 are recoded to “REC11 MISSING”.
(12)The 12th missing perpetrator initials are recoded to “REC12 MISSING”. This becomes the 14th perpetrator identified by the respondent. ST1A12 and ST1L12 are recoded to “REC12 MISSING”.
(13)The 13th missing perpetrator initials are recoded to “REC13 MISSING”. This becomes the 15th perpetrator identified by the respondent. ST1A13 and ST1L13 are recoded to “REC13 MISSING”.
(14)The 14th missing perpetrator initials are recoded to “REC14 MISSING”. This becomes the 16th perpetrator identified by the respondent. ST1A14 and ST1L14 are recoded to “REC14 MISSING”.
(15)The 15th missing perpetrator initials are recoded to “REC15 MISSING”. This becomes the 17th perpetrator identified by the respondent. ST1A15 and ST1L15 are recoded to “REC15 MISSING”.

## F. DATA CHECKS

To verify that the data recodes above had successfully addressed these problem cases, all data checks were performed again. These can be found in “PA DATA CHECKS 2.SPS”, “CCE DATA CHECKS 2.SPS”, “PV DATA CHECKS 2.SPS”, “EPA DATA CHECKS 2.SPS”, “ECCE DATA CHECKS 2.SPS”, “EPV DATA CHECKS 2.SPS”, “ST DATA CHECKS 2.SPS”, and “SV DATA CHECKS 2.SPS”. These eight syntax files were also combined into a single file (“ALL DATA CHECKS 2.SPS”). Note that some of the data checks required new code to account for the new values created in the data recodes. The data checks revealed that all problems were successfully addressed.

## G. SYNTAX AND DATA FILES

The “CLEAN NISVS” folder includes the syntax file to perform all recodes described above (“NISVS RECODES.SPS”) and the clean data files that it creates for the PA, CCE, PV, EPA, ECCE, EPV, SV, and ST sections:

| | | | |
|---|---|---|---|
| CLEAN CCE | 7/5/2013 3:45 PM | SPSS Statistics Data Document | 64,628 KB |
| CLEAN ECCE | 7/5/2013 3:45 PM | SPSS Statistics Data Document | 21,959 KB |
| CLEAN EPA | 7/5/2013 3:45 PM | SPSS Statistics Data Document | 10,012 KB |
| CLEAN EPV | 7/5/2013 3:45 PM | SPSS Statistics Data Document | 23,914 KB |
| CLEAN PA | 7/5/2013 3:45 PM | SPSS Statistics Data Document | 23,150 KB |
| CLEAN PV | 7/5/2013 3:45 PM | SPSS Statistics Data Document | 55,712 KB |
| CLEAN ST | 7/5/2013 3:45 PM | SPSS Statistics Data Document | 33,217 KB |
| CLEAN SV | 7/5/2013 3:45 PM | SPSS Statistics Data Document | 139,400 KB |

The “CLEAN PA.SAV” data file includes 21,378 observations and 766 variables. The “CLEAN CCE.SAV” data file includes 21,378 observations and 2,186 variables. The “CLEAN PV.SAV” data file includes 21,378 observations and 1,873 variables. The “CLEAN EPA.SAV” data file includes 21,378 observations and 297 variables. The “CLEAN ECCE.SAV” data file includes 21,378 observations and 684 variables. The “CLEAN EPV.SAV” data file includes 21,378 observations and 746 variables. The “CLEAN ST.SAV” data file includes 21,378 observations and 1,093 variables. The “CLEAN SV.SAV” data file includes 21,378 observations and 5,534 variables.

This document is a research report submitted to the U.S. Department of Justice. This report has not been published by the Department. Opinions or points of view expressed are those of the author(s) and do not necessarily reflect the official position or policies of the U.S. Department of Justice.

The “CLEAN NISVS” folder also includes all syntax files for the new data checks:

| | | | |
|---|---|---|---|
| SV DATA CHECKS 2 | 5/14/2013 7:19 AM | SPSS Statistics Syntax File | 109 KB |
| ST DATA CHECKS 2 | 5/14/2013 7:19 AM | SPSS Statistics Syntax File | 41 KB |
| PV DATA CHECKS 2 | 5/14/2013 7:23 AM | SPSS Statistics Syntax File | 63 KB |
| PA DATA CHECKS 2 | 5/14/2013 7:16 AM | SPSS Statistics Syntax File | 31 KB |
| NISVS RECODES | 1/28/2014 2:19 PM | SPSS Statistics Syntax File | 84 KB |
| EPV DATA CHECKS 2 | 5/14/2013 7:18 AM | SPSS Statistics Syntax File | 28 KB |
| EPA DATA CHECKS 2 | 5/14/2013 7:17 AM | SPSS Statistics Syntax File | 13 KB |
| ECCE DATA CHECKS 2 | 5/14/2013 7:18 AM | SPSS Statistics Syntax File | 26 KB |
| CCE DATA CHECKS 2 | 6/10/2013 10:27 AM | SPSS Statistics Syntax File | 75 KB |
| ALL DATA CHECKS 2 | 5/21/2014 6:40 AM | SPSS Statistics Syntax File | 393 KB |

Finally, it includes 60 files with clean perpetrator identifiers (“PA1 PERPS.SAV” to “PA1 TO SV22 PERPS.SAV”):

| | | | |
|---|---|---|---|
| PA1 PERPS | 11/15/2013 12:47 PM | SPSS Statistics Data Document | 199 KB |
| PA1 TO PA2 PERPS | 11/15/2013 12:47 PM | SPSS Statistics Data Document | 289 KB |
| PA1 TO PA3 PERPS | 11/15/2013 12:47 PM | SPSS Statistics Data Document | 370 KB |
| PA1 TO PA4 PERPS | 11/15/2013 12:47 PM | SPSS Statistics Data Document | 414 KB |
| PA1 TO PA5 PERPS | 11/15/2013 12:47 PM | SPSS Statistics Data Document | 426 KB |
| PA1 TO CCE1 PERPS | 11/15/2013 12:48 PM | SPSS Statistics Data Document | 455 KB |
| PA1 TO CCE2 PERPS | 11/15/2013 12:48 PM | SPSS Statistics Data Document | 486 KB |
| PA1 TO CCE3 PERPS | 11/15/2013 12:48 PM | SPSS Statistics Data Document | 540 KB |
| PA1 TO CCE4 PERPS | 11/15/2013 12:48 PM | SPSS Statistics Data Document | 563 KB |
| PA1 TO CCE5 PERPS | 11/15/2013 12:48 PM | SPSS Statistics Data Document | 565 KB |
| PA1 TO CCE6 PERPS | 11/15/2013 12:48 PM | SPSS Statistics Data Document | 566 KB |
| PA1 TO CCE7 PERPS | 11/15/2013 12:48 PM | SPSS Statistics Data Document | 569 KB |
| PA1 TO CCE8 PERPS | 11/15/2013 12:48 PM | SPSS Statistics Data Document | 575 KB |
| PA1 TO CCE9 PERPS | 11/15/2013 12:48 PM | SPSS Statistics Data Document | 579 KB |
| PA1 TO CCE10 PERPS | 11/15/2013 12:49 PM | SPSS Statistics Data Document | 582 KB |
| PA1 TO CCE11 PERPS | 11/15/2013 12:49 PM | SPSS Statistics Data Document | 591 KB |
| PA1 TO CCE12 PERPS | 11/15/2013 12:49 PM | SPSS Statistics Data Document | 597 KB |
| PA1 TO CCE13 PERPS | 11/15/2013 12:49 PM | SPSS Statistics Data Document | 609 KB |
| PA1 TO CCE14 PERPS | 11/15/2013 12:49 PM | SPSS Statistics Data Document | 618 KB |
| PA1 TO PV1 PERPS | 11/15/2013 12:57 PM | SPSS Statistics Data Document | 621 KB |
| PA1 TO PV2 PERPS | 11/15/2013 12:57 PM | SPSS Statistics Data Document | 640 KB |
| PA1 TO PV3 PERPS | 11/15/2013 12:57 PM | SPSS Statistics Data Document | 654 KB |
| PA1 TO PV4 PERPS | 11/15/2013 12:57 PM | SPSS Statistics Data Document | 657 KB |
| PA1 TO PV5 PERPS | 11/15/2013 12:57 PM | SPSS Statistics Data Document | 658 KB |
| PA1 TO PV6 PERPS | 11/15/2013 12:57 PM | SPSS Statistics Data Document | 659 KB |
| PA1 TO PV7 PERPS | 11/15/2013 12:57 PM | SPSS Statistics Data Document | 660 KB |
| PA1 TO PV8 PERPS | 11/15/2013 12:57 PM | SPSS Statistics Data Document | 668 KB |

This document is a research report submitted to the U.S. Department of Justice. This report has not been published by the Department. Opinions or points of view expressed are those of the author(s) and do not necessarily reflect the official position or policies of the U.S. Department of Justice.

| | | | |
|---|---|---|---|
| PA1 TO PV9 PERPS | 11/15/2013 12:57 PM | SPSS Statistics Data Document | 669 KB |
| PA1 TO PV10 PERPS | 11/15/2013 12:57 PM | SPSS Statistics Data Document | 670 KB |
| PA1 TO PV11 PERPS | 11/15/2013 12:57 PM | SPSS Statistics Data Document | 670 KB |
| PA1 TO PV12 PERPS | 11/15/2013 12:57 PM | SPSS Statistics Data Document | 672 KB |
| EPA1 PERPS | 11/15/2013 1:01 PM | SPSS Statistics Data Document | 3 KB |
| EPA1 TO EPA2 PERPS | 11/15/2013 1:01 PM | SPSS Statistics Data Document | 5 KB |
| EPA1 TO EPA3 PERPS | 11/15/2013 1:01 PM | SPSS Statistics Data Document | 6 KB |
| EPA1 TO EPA4 PERPS | 11/15/2013 1:01 PM | SPSS Statistics Data Document | 7 KB |
| EPA1 TO EPA5 PERPS | 11/15/2013 1:01 PM | SPSS Statistics Data Document | 7 KB |
| PA1 TO EPA5 PERPS | 11/15/2013 1:01 PM | SPSS Statistics Data Document | 677 KB |
| EPA1 TO ECCE1 PERPS | 11/15/2013 1:02 PM | SPSS Statistics Data Document | 7 KB |
| EPA1 TO ECCE2 PERPS | 11/15/2013 1:02 PM | SPSS Statistics Data Document | 8 KB |
| EPA1 TO ECCE3 PERPS | 11/15/2013 1:02 PM | SPSS Statistics Data Document | 10 KB |
| EPA1 TO ECCE4 PERPS | 11/15/2013 1:02 PM | SPSS Statistics Data Document | 11 KB |
| EPA1 TO ECCE5 PERPS | 11/15/2013 1:02 PM | SPSS Statistics Data Document | 11 KB |
| EPA1 TO ECCE6 PERPS | 11/15/2013 1:02 PM | SPSS Statistics Data Document | 11 KB |
| EPA1 TO ECCE7 PERPS | 11/15/2013 1:02 PM | SPSS Statistics Data Document | 13 KB |
| EPA1 TO ECCE8 PERPS | 11/15/2013 1:02 PM | SPSS Statistics Data Document | 14 KB |
| EPA1 TO ECCE9 PERPS | 11/15/2013 1:02 PM | SPSS Statistics Data Document | 14 KB |
| EPA1 TO ECCE10 PERPS | 11/15/2013 1:02 PM | SPSS Statistics Data Document | 14 KB |
| EPA1 TO ECCE11 PERPS | 11/15/2013 1:02 PM | SPSS Statistics Data Document | 14 KB |
| PA1 TO ECCE11 PERPS | 11/15/2013 1:02 PM | SPSS Statistics Data Document | 685 KB |
| EPA1 TO EPV1 PERPS | 11/15/2013 1:02 PM | SPSS Statistics Data Document | 15 KB |
| EPA1 TO EPV2 PERPS | 11/15/2013 1:02 PM | SPSS Statistics Data Document | 15 KB |
| EPA1 TO EPV3 PERPS | 11/15/2013 1:02 PM | SPSS Statistics Data Document | 15 KB |
| EPA1 TO EPV4 PERPS | 11/15/2013 1:02 PM | SPSS Statistics Data Document | 15 KB |
| EPA1 TO EPV5 PERPS | 11/15/2013 1:02 PM | SPSS Statistics Data Document | 15 KB |
| EPA1 TO EPV6 PERPS | 11/15/2013 1:02 PM | SPSS Statistics Data Document | 15 KB |
| EPA1 TO EPV7 PERPS | 11/15/2013 1:02 PM | SPSS Statistics Data Document | 15 KB |
| EPA1 TO EPV8 PERPS | 11/15/2013 1:02 PM | SPSS Statistics Data Document | 15 KB |
| EPA1 TO EPV9 PERPS | 11/15/2013 1:02 PM | SPSS Statistics Data Document | 15 KB |
| EPA1 TO EPV10 PERPS | 11/15/2013 1:02 PM | SPSS Statistics Data Document | 15 KB |
| EPA1 TO EPV11 PERPS | 11/15/2013 1:02 PM | SPSS Statistics Data Document | 15 KB |
| EPA1 TO EPV12 PERPS | 11/15/2013 1:02 PM | SPSS Statistics Data Document | 15 KB |
| PA1 TO EPV12 PERPS | 11/15/2013 1:02 PM | SPSS Statistics Data Document | 686 KB |
| PA1 TO ST1 PERPS | 11/15/2013 1:02 PM | SPSS Statistics Data Document | 945 KB |
| PA1 TO ST2 PERPS | 11/15/2013 1:02 PM | SPSS Statistics Data Document | 1,016 KB |
| PA1 TO ST3 PERPS | 11/15/2013 1:02 PM | SPSS Statistics Data Document | 1,038 KB |
| PA1 TO ST4 PERPS | 11/15/2013 1:02 PM | SPSS Statistics Data Document | 1,066 KB |
| PA1 TO ST5 PERPS | 11/15/2013 1:03 PM | SPSS Statistics Data Document | 1,094 KB |
| PA1 TO ST6 PERPS | 11/15/2013 1:03 PM | SPSS Statistics Data Document | 1.098 KB |

This document is a research report submitted to the U.S. Department of Justice. This report has not been published by the Department. Opinions or points of view expressed are those of the author(s) and do not necessarily reflect the official position or policies of the U.S. Department of Justice.

| | | | |
|---|---|---|---|
| PA1 TO ST7 PERPS | 11/15/2013 1:03 PM | SPSS Statistics Data Document | 1,107 KB |
| PA1 TO SV1 PERPS | 11/15/2013 1:04 PM | SPSS Statistics Data Document | 1,236 KB |
| PA1 TO SV2 PERPS | 11/15/2013 1:04 PM | SPSS Statistics Data Document | 1,255 KB |
| PA1 TO SV3 PERPS | 11/15/2013 1:04 PM | SPSS Statistics Data Document | 1,261 KB |
| PA1 TO SV4 PERPS | 11/15/2013 1:04 PM | SPSS Statistics Data Document | 1,325 KB |
| PA1 TO SV5 PERPS | 11/15/2013 1:04 PM | SPSS Statistics Data Document | 1,368 KB |
| PA1 TO SV6 PERPS | 11/15/2013 1:04 PM | SPSS Statistics Data Document | 1,442 KB |
| PA1 TO SV7 PERPS | 11/15/2013 1:04 PM | SPSS Statistics Data Document | 1,465 KB |
| PA1 TO SV8 PERPS | 11/15/2013 1:04 PM | SPSS Statistics Data Document | 1,466 KB |
| PA1 TO SV9 PERPS | 11/15/2013 1:04 PM | SPSS Statistics Data Document | 1,467 KB |
| PA1 TO SV10 PERPS | 11/15/2013 1:04 PM | SPSS Statistics Data Document | 1,468 KB |
| PA1 TO SV11 PERPS | 11/15/2013 1:04 PM | SPSS Statistics Data Document | 1,471 KB |
| PA1 TO SV12 PERPS | 11/15/2013 1:04 PM | SPSS Statistics Data Document | 1,477 KB |
| PA1 TO SV13 PERPS | 11/15/2013 1:04 PM | SPSS Statistics Data Document | 1,477 KB |
| PA1 TO SV14 PERPS | 11/15/2013 1:04 PM | SPSS Statistics Data Document | 1,478 KB |
| PA1 TO SV15 PERPS | 11/15/2013 1:05 PM | SPSS Statistics Data Document | 1,479 KB |
| PA1 TO SV16 PERPS | 11/15/2013 1:05 PM | SPSS Statistics Data Document | 1,479 KB |
| PA1 TO SV17 PERPS | 11/15/2013 1:05 PM | SPSS Statistics Data Document | 1,480 KB |
| PA1 TO SV18 PERPS | 11/15/2013 1:05 PM | SPSS Statistics Data Document | 1,481 KB |
| PA1 TO SV19 PERPS | 11/15/2013 1:05 PM | SPSS Statistics Data Document | 1,485 KB |
| PA1 TO SV20 PERPS | 11/15/2013 1:05 PM | SPSS Statistics Data Document | 1,492 KB |
| PA1 TO SV21 PERPS | 11/15/2013 1:05 PM | SPSS Statistics Data Document | 1,500 KB |
| PA1 TO SV22 PERPS | 11/15/2013 1:05 PM | SPSS Statistics Data Document | 1,503 KB |

This document is a research report submitted to the U.S. Department of Justice. This report has not been published by the Department. Opinions or points of view expressed are those of the author(s) and do not necessarily reflect the official position or policies of the U.S. Department of Justice.

# DOCUMENTATION FOR ANALYSIS OF VIOLENCE AGAINST AMERICAN INDIAN AND ALASKA NATIVE WOMEN AND MEN: 2010 FINDINGS FROM THE NATIONAL INTIMATE PARTNER AND SEXUAL VIOLENCE SURVEY (NISVS) BY THE NATIONAL INSTITUTE OF JUSTICE

## CHAPTER 14
## CORE RESPONDENT-LEVEL FILE

In this chapter, a core respondent level-file is created to include all respondent-level variables from the NISVS victimization core (PA1 to SV22). From the PA, CCE, PV, ST, and SV sections, this includes the respondents' answers to the number of lifetime perpetrators (in PA1 to CCE14, in ST1 to SV22, and in the N99 variables), victimization in the past three years (in the C variables), the number of perpetrators in the past three years (in the N36 variables), victimization in the past year (in the F variables), and the number of perpetrators in the past year (in the N12 variables). From the EPA, ECCE, and EPV sections, this includes the respondents' answers to the number of past year perpetrators (in EPA1 to EPV12, and in the N12 variables). Details on the creation of the core respondent-level file are included in Section A.

This chapter also provides a summary of the additional data cleaning that is necessary to recode missing values. This includes (a) cleaning the data in the PA, CCE, PV, ST, and SV sections and (b) cleaning the data in the EPA, ECCE, and EPV sections. Each type of data cleaning is described below. In addition, some final recodes are performed and new value labels are created.

### A. CREATION OF CORE RESPONDENT-LEVEL FILE

The core respondent-level files are built from the clean PA, CCE, PV, EPA, ECCE, EPV, ST, and SV data files (these files were created by the "NISVS RECODES.SPS" syntax file). These core respondent-level files include respondent-level variables only (all perpetrator-level variables are excluded). More specifically, the following nine respondent-level files are created (the last one includes the first eight):

PA CORE.SAV (21,378 observations x 31 variables)
CCE CORE.SAV (21,378 observations x 86 variables)
PV CORE.SAV (21,378 observations x 73 variables)
EPA CORE.SAV (21,378 observations x 12 variables)
ECCE CORE.SAV (21,378 observations x 23 variables)
EPV CORE.SAV (21,378 observations x 25 variables)
ST CORE.SAV (21,378 observations x 43 variables)
SV CORE.SAV (21,378 observations x 134 variables)
NISVS CORE.SAV (21,378 observations x 420 variables)

These files are created by the "CREATE NISVS CORE.SPS" syntax file.

### B. DATA CLEANING FOR PA, CCE, PV, ST, AND SV SECTIONS

Data cleaning was performed by examining the response patterns for each question (PA1 to CCE14 and ST1 to SV22). Response patterns were built by examining the number of lifetime perpetrators (in PA1 to CCE14, ST1 to SV22, and in N99), whether the respondent experienced victimizations in the past three

This document is a research report submitted to the U.S. Department of Justice. This report has not been published by the Department. Opinions or points of view expressed are those of the author(s) and do not necessarily reflect the official position or policies of the U.S. Department of Justice.

years (in C), the number of past three year perpetrators (in N36), whether the respondent experienced victimizations in the past year (in F), and the number of past year perpetrators (in N12).

There are 21,378 respondents and 60 questions, for a total of 1,282,680 response patterns. Across these 1,282,680 response patterns, we found 21 different (or unique) types of patterns.

**Table 14.1. Response Patterns in PA, CCE, PV, ST, and SV Sections**

| Pattern # | Frequency | PA1-SV22 | N99 | C | N36 | F | N12 |
|---|---|---|---|---|---|---|---|
| 1 | 43,429 | missing | missing | missing | missing | missing | missing |
| 2 | 8,842 | -3, -2, -1 | missing | missing | missing | missing | missing |
| 3 | 30,191 | -3, -2, -1 | missing | missing | missing | -3, -2, -1 | missing |
| 4 | 17,856 | -3, -2, -1 | missing | -3, -2, -1 | missing | -3, -2, -1 | missing |
| 5 | 1,060,429 | 0 | missing | missing | missing | missing | missing |
| 6 | 19 | 0 | missing | missing | missing | -3, -2, -1 | missing |
| 7 | 11 | 0 | missing | -3, -2, -1 | missing | -3, -2, -1 | missing |
| 8 | 316 | 1 to 15 | 1 to 15 | missing | missing | -3, -2, -1 | missing |
| 9 | 8 | 1 to 15 | 1 to 15 | missing | missing | 1 | -9 |
| 10 | 14,705 | 1 to 15 | 1 to 15 | missing | missing | 1 | 1 to 15 |
| 11 | 60,304 | 1 to 15 | 1 to 15 | missing | missing | 2 | missing |
| 12 | 60 | 1 to 15 | 1 to 15 | -3, -2, -1 | missing | missing | missing |
| 13 | 116 | 1 to 15 | 1 to 15 | -3, -2, -1 | missing | -3, -2, -1 | missing |
| 14 | 5 | 1 to 15 | 1 to 15 | 1 | -9 | -9 | -9 |
| 15 | 3 | 1 to 15 | 1 to 15 | 1 | -9 | 2 | missing |
| 16 | 49 | 1 to 15 | 1 to 15 | 1 | 1 to 15 | -3, -2, -1 | missing |
| 17 | 5 | 1 to 15 | 1 to 15 | 1 | 1 to 15 | 1 | -9 |
| 18 | 6,573 | 1 to 15 | 1 to 15 | 1 | 1 to 15 | 1 | 1 to 15 |
| 19 | 4,674 | 1 to 15 | 1 to 15 | 1 | 1 to 15 | 2 | missing |
| 20 | 35,082 | 1 to 15 | 1 to 15 | 2 | missing | missing | missing |
| 21 | 3 | 1 to 15 | 1 to 15 | 2 | missing | -3, -2, -1 | missing |
| **Total** | **1,282,680** | | | | | | |

Pattern #1 is established in the "NISVS RECODE.SPS" syntax file. It includes the respondents who were not asked CCE8 because they did not have children (n = 7,147), the respondents who were not asked SV8 because they were female (n = 12,094), the respondents who were not asked SV13 because they were female (n = 12,094), and the respondents who were not asked SV18 because they were female (n = 12,094). (Note: 7,147 + 12,094 + 12,094 + 12,094 = 43,429). For this response pattern, all data are recoded to -99.

Patterns #2 through #4 include respondents who were not administered the question on the number of lifetime perpetrators (PA1 to CCE14 and ST1 to SV22 questions), who refused to answer these questions, or who did not know the answer to these questions. As a result, the subsequent data (N99, C, N36, F, and N12) were coded as not administered, unknown, or missing. For these response patterns, all data are recoded to -9. If respondents were interviewed in the third or fourth quarter of 2010, C and N36 are subsequently recoded to -99 (see below).

Patterns #5 through #7 include respondents who indicated that the number of lifetime perpetrators (in the PA1 to CCE14 and ST1 to SV22 questions) was zero. For this response pattern, N99, N36, and N12 are recoded to 0 while C and F are recoded to 2. If respondents were interviewed in the third or fourth quarter of 2010, C and N36 are subsequently recoded to -99 (see below).

This document is a research report submitted to the U.S. Department of Justice. This report has not been published by the Department. Opinions or points of view expressed are those of the author(s) and do not necessarily reflect the official position or policies of the U.S. Department of Justice.

Patterns #8 through #21 include respondents who indicated that there was at least one lifetime perpetrator (in the PA1 to CCE14 and ST1 to SV22 questions). For these response patterns, missing data in C and N36 are recoded to -99 (these are respondents who were interviewed in the third or fourth quarter of 2010; see response patterns #8 through #11). If respondents indicated that they were not victimized in the past three years (i.e., if C = 2), N36 is recoded to 0, F is recoded to 2, and N12 is recoded to 0 (see response patterns #20 and #21). If respondents refused to answer C or didn't know the answer to C, C and N36 are recoded to -9 (see response patterns #12 and #13). If respondents indicated that they were not victimized in the past year, N12 is recoded to 0 (see response patterns #11, #15, and #19). Finally, if respondents refused to answer F or didn't know the answer to F (or F was missing), F and N12 are recoded to -9 (see response patterns #8, #12, #13, and #16; note that response pattern #21 is recoded above). No recodes are performed on response patterns #14, #17, or #18. If the respondents were interviewed during the third and fourth quarter of 2010, all C and N36 variables are recoded to -99. The following table identifies the final (recoded) response patterns in the PA, CCE, PV, ST, and SV sections.

**Table 14.2. Recoded Response Patterns in PA, CCE, PV, ST, and SV Sections**

| Pattern # | Frequency | PA1-SV22 | N99 | C | N36 | F | N12 |
|---|---|---|---|---|---|---|---|
| 1 | 43,429 | -99 | -99 | -99 | -99 | -99 | -99 |
| 2 | 35,359 | -9 | -9 | -99 | -99 | -9 | -9 |
| 3 | 21,530 | -9 | -9 | -9 | -9 | -9 | -9 |
| 4 | 617,064 | 0 | 0 | -99 | -99 | 2 | 0 |
| 5 | 443,395 | 0 | 0 | 2 | 0 | 2 | 0 |
| 6 | 316 | 1 to 15 | 1 to 15 | -99 | -99 | -9 | -9 |
| 7 | 8 | 1 to 15 | 1 to 15 | -99 | -99 | 1 | -9 |
| 8 | 14,705 | 1 to 15 | 1 to 15 | -99 | -99 | 1 | 1 to 15 |
| 9 | 60,304 | 1 to 15 | 1 to 15 | -99 | -99 | 2 | 0 |
| 10 | 176 | 1 | 1 | -9 | -9 | -9 | -9 |
| 11 | 5 | 1 to 15 | 1 to 15 | 1 | -9 | -9 | -9 |
| 12 | 3 | 1 to 15 | 1 to 15 | 1 | -9 | 2 | 0 |
| 13 | 49 | 1 to 15 | 1 to 15 | 1 | 1 to 15 | -9 | -9 |
| 14 | 5 | 1 to 15 | 1 to 15 | 1 | 1 to 15 | 1 | -9 |
| 15 | 6,573 | 1 to 15 | 1 to 15 | 1 | 1 to 15 | 1 | 1 to 15 |
| 16 | 4,674 | 1 to 15 | 1 to 15 | 1 | 1 to 15 | 2 | 0 |
| 17 | 35,085 | 1 to 15 | 1 to 15 | 2 | 0 | 2 | 0 |
| **Total** | **1,282,680** | | | | | | |

The syntax to identify the different response patterns can be found in the syntax file "CORE PATTERNS.SPS." All data recodes are included in the "CLEAN NISVS CORE.SPS" syntax file.

## C. DATA CLEANING FOR EPA, ECCE, AND EPV SECTIONS

Data cleaning was again performed by examining the response patterns for each question (EPA1 to EPV12). Response patterns were built by examining the number of past year perpetrators (in EPA1 to EPV12 and in N12). There are 21,378 respondents and 28 questions, for a total of 598,584 response patterns. Across these 598,584 response patterns, we found four different (or unique) types of patterns.

This document is a research report submitted to the U.S. Department of Justice. This report has not been published by the Department. Opinions or points of view expressed are those of the author(s) and do not necessarily reflect the official position or policies of the U.S. Department of Justice.

**Table 14.3. Response Patterns in EPA, ECCE, and EPV Sections**

| Pattern # | Frequency | EPA1-EPV12 | N12 |
|---|---|---|---|
| 1 | 527,520 | missing | missing |
| 2 | 3,581 | -3, -2, -1 | missing |
| 3 | 66,942 | 0 | missing |
| 4 | 541 | 1 | 1 |
| **Total** | **598,584** | | |

Pattern #1 is established in the "NISVS RECODE.SPS" syntax file. It includes the respondents who were not asked any of the EPA1 to EPV12 questions because they were under 70 years of age (18,840 respondents * 28 questions = 527,520 response patterns). For this response pattern, all data are recoded to -99. Pattern #2 includes respondents who were not administered the question on the number of past year perpetrators (EPA1 to EPV12 questions), who refused to answer these questions, or who did not know the answer to these questions. As a result, the subsequent data in N12 are missing. For this response pattern, all data are recoded to -9. Pattern #3 includes respondents who indicated that the number of past year perpetrators was zero. For this response pattern, the subsequent data in N12 are recoded to 0. Finally, pattern #4 includes respondents who indicated being victimized in the past year. For this response pattern, no data recodes are necessary. The following table identifies the final (recoded) response patterns in the EPA, ECCE, and EPV sections.

**Table 14.4. Recoded Response Patterns in EPA, ECCE, and EPV Sections**

| Pattern # | Frequency | EPA1-EPV12 | N12 |
|---|---|---|---|
| 1 | 527,520 | -99 | -99 |
| 2 | 3,581 | -9 | -9 |
| 3 | 66,942 | 0 | 0 |
| 4 | 541 | 1 | 1 |
| **Total** | **598,584** | | |

The syntax to identify these different response patterns can be found in the syntax file "ELDER PATTERNS.SPS." All data recodes are included in the "CLEAN NISVS CORE.SPS" syntax file.

The data checks in the previous chapters had established that the elder abuse section was only completed by respondents who were 70 years of age or older. However, there are 66 respondents with an unknown year of birth (i.e., RC1 = -9). Out of these 66 respondents, 60 completed at least a portion of the elder abuse sections and six did not (of those six, three had stopped the interview before the elder abuse section and one subsequently continued to the stalking section). In all of these cases, missing data are recoded to -9. It is very likely that some of these missing data should have been recoded to -99 (when respondents were less than 70 years of age). Even though 60 of these respondents did complete at least a portion of the elder abuse section, it is likely that they should not have done so. There was an error in the CATI system "that had allowed the questions to be administered to some respondents who did not meet the age requirements" (email from Mikel Walters, 3/6/2013). Analyses of the elder abuse data should consider the data problems that exist for these 66 respondents. The best strategy may be to delete these 66 cases. If any of these 66 respondents were actually less than 70 years of age, their data should have been recoded to -99, instead of -9. For these 66 respondents, a code of -9 actually means "-9 or -99."

This document is a research report submitted to the U.S. Department of Justice. This report has not been published by the Department. Opinions or points of view expressed are those of the author(s) and do not necessarily reflect the official position or policies of the U.S. Department of Justice.

## D. FINAL RECODES AND VALUE LABELS

To be consistent with other missing data codes, -1's and -2's in RC1 (respondent's year of birth) and H10 (whether the respondent has children) are recoded to -9.

All C and F variables are recoded so that YES responses are coded as 1 and NO responses are coded as 0. H10 is also recoded so that YES responses are coded as 1 and NO responses are coded as 0.

New value labels are created for the lifetime questions (-99 = Not Administered; -9 = Unknown; 15 = 15 or more). The -99 code is used to indicate instances where the question was not asked to respondents because it was inapplicable (e.g., female respondents were not asked if they were made to perform anal sex) or because it didn't exist (e.g., past three year questions in the third and fourth quarters of 2010). The -9 code is used to indicate instances where the respondent didn't know the answer to the question, didn't want to answer that question, skipped the question, or terminated the interview before that question.

New value labels are created for H10 (-9 = Unknown; 0 = No; 1 = Yes) and RC1 (-9 = Unknown). New value labels are also created for the C and F variables (-99 = Not Administered; -9 = Unknown; 0 = No; 1 = Yes). Finally, new value labels are created for the N36 and N12 variables (-99 = Not Administered; -9 = Unknown).

All data recodes are performed in the "CLEAN NISVS CORE.SPS" syntax file. The final data file is saved as "CLEAN NISVS CORE.SAV". It includes 21,378 observations and 420 variables.

## E. ANALYSIS FILE: RECODES FOR RESPONDENTS WITH 15 OR MORE LIFETIME PERPETRATORS

To develop an analysis file, additional recodes were necessary to address cases when a respondent was victimized in the lifetime by more than 15 perpetrators. In these cases, only 15 perpetrator initials were collected. These additional recodes are also performed in the "CLEAN NISVS CORE.SPS" syntax file. The "analysis file" is then saved as "CLEAN CORE ANALYSIS.SAV". It also includes 21,378 observations and 420 variables.

*First and Second Quarter Recodes*

Respondents in the first and second quarter of 2010 who indicated being victimized by 15 (or more) perpetrators in the lifetime were then asked question C:

> {Fill: **Has this person /Did any of these people**} {fill: behavior} **in the past three years, that is since** {fill: date, 3 years ago}?

Among respondents who were victimized in the lifetime by 15 or more perpetrators, 29 reported not being victimized in the past three years (in which case C = 0, N36 = 0, F = 0, and N12 = 0). There were 38 instances where N99 = 15 and C = 0 (for some of the 29 respondents, this occurred more than once). While we know that these respondents were not victimized in the past three years by any of the 15 perpetrators that were identified in the lifetime question, we do not know if (a) there were additional lifetime perpetrators and (b) any of these additional perpetrators victimized the respondent in the past three years or the past year. As a result, C, N36, F, and N12 are all recoded to -9.

This document is a research report submitted to the U.S. Department of Justice. This report has not been published by the Department. Opinions or points of view expressed are those of the author(s) and do not necessarily reflect the official position or policies of the U.S. Department of Justice.

Among respondents who were victimized in the lifetime by 15 or more perpetrators, 23 respondents reported being victimized in the past three years. There were 26 instances where N99 = 15 and C = 1 (for some of the 23 respondents, this occurred more than once). While we know that these respondents were victimized in the past three years by at least one of the 15 perpetrators identified in the lifetime question, we again do not know if (a) there were additional perpetrators and (b) any of these additional perpetrators victimized the respondent in the past three years or the past year. As a result, N36 is recoded to -9. If the respondent reported being victimized in the past year, N12 is recoded to -9. If the respondent reported not being victimized in the past year, both F and N12 are recoded to -9.

These recodes change the meaning of the C, N36, F, and N12 variables. While the C variables used to indicate if any of the identified lifetime perpetrators victimized the respondents in the past three years, the new C variables indicate if the respondents were victimized in the past three years (by either identified or unidentified perpetrators). While the N36 variables used to indicate how many of the identified lifetime perpetrators victimized the respondents in the past three years, the new N36 variables indicate the number of past three year perpetrators (both identified and unidentified). Similarly, while the F variables used to indicate if any of the identified past three year perpetrators victimized the respondents in the past year, the new F variables indicate if the respondents were victimized in the past year (by either identified or unidentified perpetrators). Finally, while the N12 variables used to indicate how many of the identified past three year perpetrators victimized the respondent in the past year, the new N12 variables indicate the number of past year perpetrators (both identified and unidentified). The original variables can be created again by aggregating the perpetrator-level file (and counting the number of aggregated records). This could be useful, for example, if interested in counting the number of respondents who were victimized by two or more perpetrators in the past year.

*Third and Fourth Quarter Recodes*

In the third and fourth quarters of 2010, respondents were asked question F (instead of question C):

> {Fill: **Has this person /Did any of these people**} {fill: behavior} **in the past 12 months, that is since** {fill: date, 12 months ago}?

Among respondents in the third or fourth quarter of 2010 who were victimized in the lifetime by 15 or more perpetrators, 55 reported not being victimized in the past year (in which case F = 0 and N12 = 0). There were 68 instances in the third and fourth quarter of 2010 where N99 = 15 and F = 0 (for some of the 55 respondents, this occurred more than once). While we know that these respondents were not victimized in the past year by any of the 15 perpetrators that were identified in the lifetime question, we do not know if (a) there were additional lifetime perpetrators and (b) any of these additional perpetrators victimized the respondent in the past year. As a result, F and N12 are recoded to -9.

Among respondents in the third or fourth quarter of 2010 who were victimized in the lifetime by 15 or more perpetrators, 53 reported being victimized in the past year. There were 59 instances where N99 = 15 and F = 1 (for some of the 53 respondents, this occurred more than once). While we know that these respondents were victimized in the past year by at least one of the 15 perpetrators identified in the lifetime question, we again do not know if (a) there were additional perpetrators and (b) any of these additional perpetrators victimized the respondent in the past year. As a result, N12 is recoded to -9.

This document is a research report submitted to the U.S. Department of Justice. This report has not been published by the Department. Opinions or points of view expressed are those of the author(s) and do not necessarily reflect the official position or policies of the U.S. Department of Justice.

This again changes the meaning of the F and N12 variables. For the respondents in the third or fourth quarter of 2010, the F variables used to indicate if any of the identified lifetime perpetrators victimized the respondents in the past year. The new F variables indicate if the respondents were victimized in the past year (by either identified or unidentified perpetrators). While the N12 variables used to indicate how many of the identified lifetime perpetrators victimized the respondent in the past year, the new N12 variables indicate the number of past year perpetrators (both identified and unidentified). Again, the original variables can be reproduced by aggregating the perpetrator-level file (and counting the number of aggregated records).

To summarize, the following recodes were performed:

(1) When N99 = 15 and C = 0: C, N36, F, and N12 are all recoded to -9.
(2) When N99 = 15, C = 1, and F = 0: N36, F, and N12 are recoded to -9.
(3) When N99 = 15, C = 1, and F = 1: N36 and N12 are recoded to -9.

For respondents in the third and fourth quarter of 2010, the following recodes were also performed:

(1) When N99 = 15 and F = 0: F and N12 are recoded to -9.
(2) When N99 = 15 and F = 1: N12 is recoded to -9.

All data recodes are performed in the "CLEAN NISVS CORE.SPS" syntax file. The final data file is saved as "CLEAN CORE ANALYSIS.SAV". It includes 21,378 observations and 420 variables.

Data & Files in the "NISVS CORE" folder:

| | | | |
|---|---|---|---|
| CCE CORE.SAV | 2/20/2013 5:16 PM | PASW Statistics Data Document | 2,161 KB |
| CLEAN CORE ANALYSIS.SAV | 4/29/2013 10:18 AM | PASW Statistics Data Document | 9,512 KB |
| CLEAN NISVS CORE.SAV | 4/29/2013 10:18 AM | PASW Statistics Data Document | 9,512 KB |
| CLEAN NISVS CORE.sps | 4/29/2013 10:16 AM | PASW Statistics Syntax File | 14 KB |
| CORE PATTERNS.sps | 2/19/2013 2:02 PM | PASW Statistics Syntax File | 26 KB |
| CREATE NISVS CORE.sps | 2/20/2013 5:24 PM | PASW Statistics Syntax File | 6 KB |
| ECCE CORE.SAV | 2/20/2013 5:16 PM | PASW Statistics Data Document | 839 KB |
| ELDER PATTERNS.sps | 2/19/2013 2:03 PM | PASW Statistics Syntax File | 11 KB |
| EPA CORE.SAV | 2/20/2013 5:16 PM | PASW Statistics Data Document | 774 KB |
| EPV CORE.SAV | 2/20/2013 5:16 PM | PASW Statistics Data Document | 881 KB |
| NISVS CORE.SAV | 2/20/2013 5:17 PM | PASW Statistics Data Document | 9,507 KB |
| PA CORE.SAV | 2/20/2013 5:16 PM | PASW Statistics Data Document | 1,007 KB |
| PV CORE.SAV | 2/20/2013 5:16 PM | PASW Statistics Data Document | 1,888 KB |
| ST CORE.SAV | 2/20/2013 5:16 PM | PASW Statistics Data Document | 1,259 KB |
| SV CORE.SAV | 2/20/2013 5:17 PM | PASW Statistics Data Document | 3,336 KB |

This document is a research report submitted to the U.S. Department of Justice. This report has not been published by the Department. Opinions or points of view expressed are those of the author(s) and do not necessarily reflect the official position or policies of the U.S. Department of Justice.

# DOCUMENTATION FOR ANALYSIS OF VIOLENCE AGAINST AMERICAN INDIAN AND ALASKA NATIVE WOMEN AND MEN: 2010 FINDINGS FROM THE NATIONAL INTIMATE PARTNER AND SEXUAL VIOLENCE SURVEY (NISVS) BY THE NATIONAL INSTITUTE OF JUSTICE

## CHAPTER 15
## INITIAL PERPETRATOR-LEVEL FILE

In this chapter, a perpetrator level-file is created to include all perpetrator-level variables from the NISVS victimization core (PA1 to SV22). From the PA, CCE, PV, ST, and SV sections, this includes the number of victimizations by each perpetrator over the lifetime (in the B variables), over the past three years (in the E variables), and over the past year (in the H variables). From the EPA, ECCE, and EPV sections, this includes the number of victimizations by each perpetrator over the past year (in the H variables).

The perpetrator-level files are built from the clean PA, CCE, PV, EPA, ECCE, EPV, ST, and SV data files (these files were created by the "NISVS RECODES.SPS" syntax file). More specifically, the following nine perpetrator-level files are created (the last one includes the first eight and includes respondent-level variables):

PA PERP.SAV (14,949 observations x 17 variables)
CCE PERP.SAV (16,409 observations x 44 variables)
PV PERP.SAV (11,730 observations x 38 variables)
EPA PERP.SAV (188 observations x 7 variables)
ECCE PERP.SAV (321 observations x 13 variables)
EPV PERP.SAV (62 observations x 14 variables)
ST PERP.SAV (18,953 observations x 23 variables)
SV PERP.SAV (18,415 observations x 68 variables)
NISVS PERP.SAV (51,450 observations x 541 variables)

These files are created by the "CREATE NISVS PERP.SPS" syntax file. Each file contains the B, E, and H variables for each question (PA1 to SV22), for all identified perpetrators. In addition, the respondent-level variables (N99, C, N36, F, and N12) are merged from the clean respondent-level file "CLEAN NISVS CORE.SAV" and are included in the "NISVS PERP.SAV" data file (these are necessary for subsequent data cleaning). For similar reasons, the perpetrator-level file also includes the respondent's gender, year of birth, and whether the respondent ever had any children under the age of 18 living with them (i.e., RSEX, RC1, and H10). This will become important, for example, to examine whether it is possible that a perpetrator made the respondent perform anal sex (in the NISVS survey, only male respondents can be made to perform anal sex).

A master list of NISVS perpetrators is saved in "NISVS PERP MASTER LIST.SAV." This file includes 51,450 perpetrators and 3 variables (ZRID, the respondent's gender, and the perpetrator's initials).

No data cleaning is performed in this chapter. Before data cleaning can occur, information from the relationship section of the survey needs to be merged to this initial perpetrator-level file. In particular, data cleaning requires information about the gender of the perpetrator (from the R section). In the

This document is a research report submitted to the U.S. Department of Justice. This report has not been published by the Department. Opinions or points of view expressed are those of the author(s) and do not necessarily reflect the official position or policies of the U.S. Department of Justice.

NISVS survey, female perpetrators cannot penetrate someone else (e.g., in the NISVS survey, a female perpetrator cannot make a respondent receive anal sex).

Data & Files in the “NISVS PERP” folder:

| | | | |
|---|---|---|---|
| CCE PERP.SAV | 4/17/2013 9:02 AM | PASW Statistics Data Document | 1,138 KB |
| CREATE NISVS PERP.sps | 4/9/2013 9:23 AM | PASW Statistics Syntax File | 67 KB |
| ECCE PERP.SAV | 4/17/2013 9:03 AM | PASW Statistics Data Document | 17 KB |
| EPA PERP.SAV | 4/17/2013 9:03 AM | PASW Statistics Data Document | 9 KB |
| EPV PERP.SAV | 4/17/2013 9:03 AM | PASW Statistics Data Document | 7 KB |
| NISVS PERP MASTER LIST.SAV | 4/17/2013 9:32 AM | PASW Statistics Data Document | 1,905 KB |
| NISVS PERP.SAV | 4/17/2013 9:32 AM | PASW Statistics Data Document | 23,394 KB |
| PA PERP.SAV | 4/17/2013 9:01 AM | PASW Statistics Data Document | 635 KB |
| PV PERP.SAV | 4/17/2013 9:03 AM | PASW Statistics Data Document | 746 KB |
| ST PERP.SAV | 4/17/2013 9:04 AM | PASW Statistics Data Document | 936 KB |
| SV PERP.SAV | 4/17/2013 9:32 AM | PASW Statistics Data Document | 1,730 KB |

This document is a research report submitted to the U.S. Department of Justice. This report has not been published by the Department. Opinions or points of view expressed are those of the author(s) and do not necessarily reflect the official position or policies of the U.S. Department of Justice.

# DOCUMENTATION FOR ANALYSIS OF VIOLENCE AGAINST AMERICAN INDIAN AND ALASKA NATIVE WOMEN AND MEN: 2010 FINDINGS FROM THE NATIONAL INTIMATE PARTNER AND SEXUAL VIOLENCE SURVEY (NISVS) BY THE NATIONAL INSTITUTE OF JUSTICE

## CHAPTER 16
## RELATIONSHIPS

Perpetrator-level information (e.g., gender and race) and information about the relationships between the respondents and the perpetrators are included in Section R (Relationships). This section includes the following questions, for all perpetrators (up to 94, in alphabetical order):

| | |
|---|---|
| R1 | Type of relationship at first victimization |
| R1A | Gender of perpetrator |
| R1_1 | Type of intimate partner at first victimization |
| R1_2 | Type of family member at first victimization |
| R1_3 | Type of acquaintance at first victimization |
| R2 | Type of relationship at last victimization |
| R2_1 | Type of intimate partner at last victimization |
| R2_2 | Type of family member at last victimization |
| R2_3 | Type of acquaintance at last victimization |
| R2A | Severity of violence before, during, after relationship ending |
| R3 | Current relationship |
| R3A | Type of current relationship |
| R3A_2 | Type of family member for current relationship |
| R3A_3 | Type of acquaintance for current relationship |
| R4 | Respondent age at time of first victimization |
| R5 | Perpetrator age at time of first victimization |
| R6 | Respondent age at time of last victimization |
| R7 | Perpetrator is Hispanic |
| R7A | Perpetrator Hispanic group |
| R8_1 | Perpetrator race: First answer |
| R8_2 | Perpetrator race: Second answer |
| R8_3 | Perpetrator race: Third answer |
| R8_4 | Perpetrator race: Fourth answer |
| R8_5 | Perpetrator race: Fifth answer |
| R8_6 | Perpetrator race: Sixth answer |

Data from additional follow-up questions asking respondents to specify another answer are available for R1, R1_2, R1_3 R2, R2_2, R2_3, R3A, R3A_2, R3A_3, R7A, and R8. These can be identified by the suffix "SP". The original data are at the respondent-level. For each respondent, Section R may have been completed for up to 94 perpetrators. Each variable name above is preceded by "R_I_#_", where # is the perpetrator number. That perpetrator number should be linked to "arAllInitials_#".

This document is a research report submitted to the U.S. Department of Justice. This report has not been published by the Department. Opinions or points of view expressed are those of the author(s) and do not necessarily reflect the official position or policies of the U.S. Department of Justice.

This chapter explains how a perpetrator-level relationship file was created and how data were checked and cleaned. The final product is a clean perpetrator-level relationship file with new variables, variable names, and value labels.

It appears that the selection criteria and skip patterns included in the survey are often documented incorrectly (or are not documented at all). In addition, some selection criteria and skip patterns changed during data collection, but these changes appear to be documented incorrectly (or not documented at all). As in other sections, it appears that missing data codes were inconsistently used. Section A (Perpetrator-Level File for Relationship Section) describes how the relationship data were extracted to create the "R PERP.SAV" data file. Section B (Data Checking and Data Cleaning) then explains all selection criteria and skip patterns. The selection criteria and skip patterns detailed Section B can be used to reproduce how the data were collected. However, there are likely to be multiple ways to reproduce how the data were collected. In other words, the criteria and patterns described in Section B may not be unique. Other solutions may exist. Finally, missing data are recoded.

## A. PERPETRATOR-LEVEL FILE FOR RELATIONSHIP SECTION

Data for the relationship sections from the 2010 NISVS general population sample and the 2010 AIAN oversample were combined. Cases were selected if the respondent had completed the psychological aggression section. Variables were renamed. New variable and value labels were created. Files were saved at both the respondent-level and the perpetrator-level. Perpetrator-level data from the NISVS core (i.e., from "NISVS PERP.SAV") were merged. The final data file is saved as "R PERP.SAV". It includes 51,482 observations and 48 variables.

Data & Files in the "MERGE R DATA" folder:

| | | | |
|---|---|---|---|
| R PERP | 5/15/2014 10:12 AM | SPSS Statistics Data Document | 7,941 KB |
| R PERP AIAN | 5/15/2014 10:09 AM | SPSS Statistics Data Document | 1,091 KB |
| R RESP AIAN | 5/15/2014 10:09 AM | SPSS Statistics Data Document | 48,873 KB |
| R PERP GENPOP | 5/15/2014 10:09 AM | SPSS Statistics Data Document | 6,415 KB |
| R RESP GENPOP | 5/15/2014 10:07 AM | SPSS Statistics Data Document | 241,789 KB |
| CREATE R FILES | 5/15/2014 10:06 AM | SPSS Statistics Syntax File | 96 KB |

The "R RESP GENPOP.SAV" data file (with 18,957 observations and 3,768 variables) and the "R RESP AIAN.SAV" data file (with 3,612 observations and 3,768 variables) are the respondent-level data files from the general population sample and the AIAN oversample. The "R PERP GENPOP.SAV" data file (with 44,008 observations and 41 variables) and the "R PERP AIAN.SAV" data file (with 7,285 observations and 41 variables) are the perpetrator-level data files.

Data from the "NISVS PERP.SAV" data file are used to create nine new variables (these become important in the next section to examine selection criteria and skip patterns). These variables include NUMVIC (whether perpetrators committed at least two different behaviors or the same behavior two or more times), INPA (whether perpetrators committed any of the PA behaviors), INCCE (whether perpetrators committed any of the CCE behaviors), INPV (whether perpetrators committed any of the PV behaviors, INELDER (whether perpetrators committed any of the EPA, ECCE, or EPV behaviors), INST (whether perpetrators committed any of the ST behaviors, INSV1TO6 (whether perpetrators committed any of the SV1 to SV6 behaviors, SV7TO17 (whether perpetrators committed any of the SV7 to SV17

This document is a research report submitted to the U.S. Department of Justice. This report has not been published by the Department. Opinions or points of view expressed are those of the author(s) and do not necessarily reflect the official position or policies of the U.S. Department of Justice.

behaviors), and SV18TO22 (whether perpetrators committed any of the SV18 to SV22 behaviors. The syntax to create these new variables is included in the "CREATE R FILES.SPS" syntax file.

When these data are matched to the data from the relationship section, there are 597 cases that do not match. There are 565 perpetrator initials that were previously recoded in the data cleaning chapter. These 565 perpetrator initials have some perpetration data, but no relationship data. There are also 32 perpetrator initials in the R data file that are not found in the master list of perpetrator initials. These 32 perpetrator initials have relationship data, but no perpetration data. They have no perpetration data because their initials were previously recoded in the data cleaning chapter. These respondents had provided duplicate initials in the PA to SV sections. For these 32 cases, it is not possible to determine which perpetrator the information belongs to. For example, respondent 103313711 identified two perpetrators with the same initials (these initials were recoded in the data cleaning chapter). One of the perpetrators was a former intimate partner the first time he victimized the respondent, while the other was a current intimate partner. In such cases, it is impossible to determine which relationship information belongs to which perpetrator (and we cannot link this relationship information to specific behaviors).

Following the same logic used in the data cleaning chapter, the initials for these 32 perpetrators (with relationship data but no perpetration data) are recoded as "REC## xxxx", where "xxxx" are the first four characters in the perpetrator's original initials and "##" is the ##$^{th}$ recode of these "xxxx" initials. It is important to note that these 'new' perpetrators will not be found in the NISVS perpetrator master file. Depending on the purpose of one's analysis, one may want to delete these 32 records or may want to aggregate them to the respondent level to obtain some information (e.g., were any of the perpetrators male?). Perpetration data for these 32 cases (i.e., NUMVIC, INPA, INCCE, INPV, INELDER, INST, INSV1TO6, INSV7TO17, and INSV18TO22) were recoded to -9.

All data merges and recodes are included in the "CREATE R FILES.SPS" syntax file. The final data file is saved as "R PERP.SAV". It includes 51,482 observations and 48 variables.

## B. DATA CHECKING AND CLEANING

As mentioned above, the majority of the selection criteria and skip patterns included in the survey appear to have been programmed or documented incorrectly. In addition, some of the mid-year changes do not appear to have been documented. Finally, it appears that missing data codes were inconsistently used.

All data checks and recodes are included in the "R DATA CHECKS.SPS" syntax file. Data are first checked to make sure that all values are within defined ranges. No problems were found. Missing relationship data for the 565 perpetrators with perpetration data but no relationship data are first recoded to -99. In the remainder of this section, each variable is checked to determine if selection criteria and skip patterns are correct (if applicable). In addition, all missing data are recoded.

A new variable "INR" was created to indicate whether perpetrators were included in the relationship section (recall that 565 were not, see section A). No problems were found with R1. Missing data in R1 are then recoded to -98 if R1 = -99 and to -9 if R1 = -3, -2, or -1. The following diagram shows how missing data in R1_1, R1_2, and R1_3 are then recoded based on the values in R1. In the original data, values of -3 are included in R1_1, R1_2, and R1_3 both when these follow-up variables are applicable

This document is a research report submitted to the U.S. Department of Justice. This report has not been published by the Department. Opinions or points of view expressed are those of the author(s) and do not necessarily reflect the official position or policies of the U.S. Department of Justice.

and when they are not. When R1_1, R1_2, and R1_3 are not applicable (e.g., when the perpetrator was a stranger), all missing data (including -3) are recoded to -98. When R1_1, R1_2, and R1_3 are applicable, all missing data are recoded to -9. The important point here is that some -3 values are recoded to -98 (when the variable is not applicable) while others are recoded to -9 (when the variable is applicable). All missing data values (i.e., system missing, -99, -3, -2, and -1) for R1_1, R1_2, and R1_3 are recoded. They are recoded to either -9 or -98. The -98 code is used to indicate questions that are not applicable (because they are part of a skip pattern). The -9 code is used to indicate questions that are applicable (but were not answered). Details are shown in Figure 16.1.

**Figure 16.1. Relationship When First Victimized (R1)**

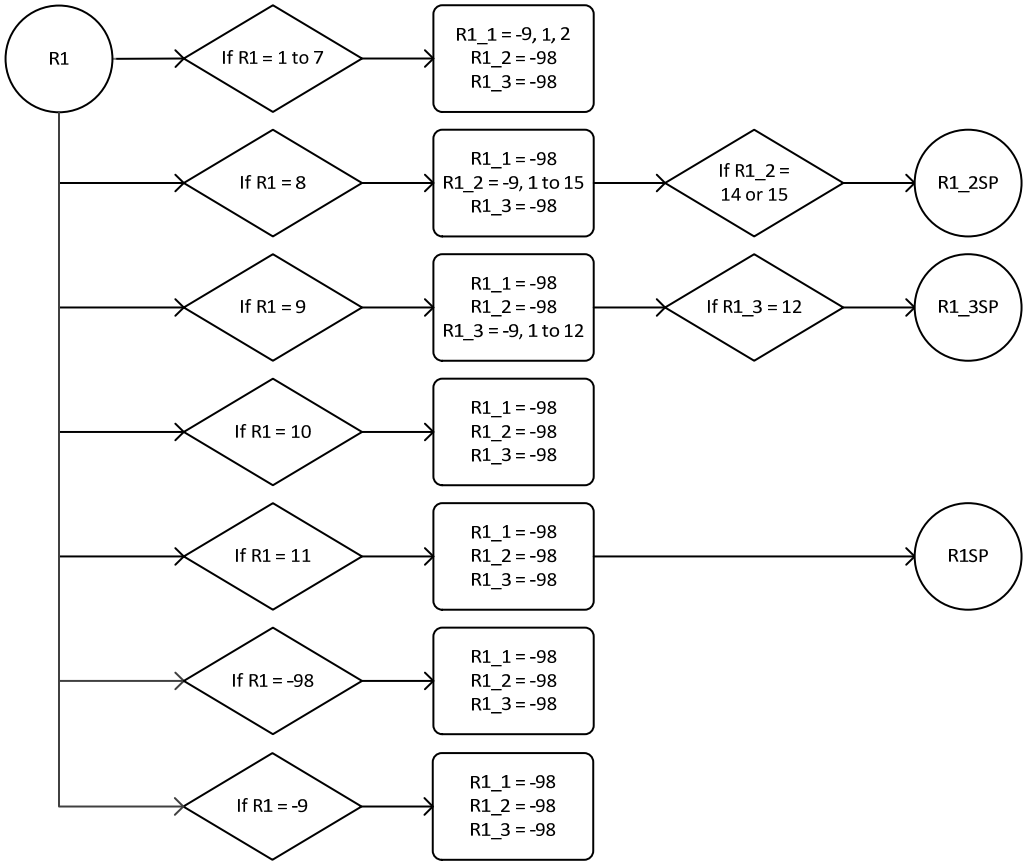


Missing data in R1_1 are recoded to -9 when R1 = 1, 2, 3, 4, 5, 6, or 7 (note, a new variable [IP1] is created and coded to 1 when R1 = 1, 2, 3, 4, 5, 6, or 7; and to 0 otherwise). All other missing data in R1_1 are recoded to -98 (i.e., when IP1 = 0). Missing data in R1_2 are recoded to -9 when R1 = 8. All other missing data in R1_2 are recoded to -98. Missing data in R1_3 are recoded to -9 when R1 = 9. All other missing data in R1_3 are recoded to -98. Finally, -3's that were included in R1SP are deleted when R1 ≠ 11, -3's that were included in R1_2SP are deleted when R1_2 ≠ 14 and R1_2 ≠ 15, and -3's that were included in R1_3SP are deleted when R1_3 ≠ 12.

After these questions, respondents were asked R1A (gender of perpetrator). Among the perpetrators included in the relationship section, 438 have no data in R1A. There is no explanation for these system missing data. Missing data in R1A are recoded to -98 when INR = 0 and to -9 when INR = 1.

This document is a research report submitted to the U.S. Department of Justice. This report has not been published by the Department. Opinions or points of view expressed are those of the author(s) and do not necessarily reflect the official position or policies of the U.S. Department of Justice.

Additional problems were noted with R1A. There are four perpetrators that were identified as being both female (R1A = 2) and another male relative (R1_2 = 14). There are three perpetrators that were identified as being both female (R1A = 2) and a son or step-son (R1_2 = 10). There are nine perpetrators that were identified as being both male (R1A = 1) and a sister or step-sister (R1_2 = 5). There are 28 perpetrators that were identified as being both male (R1A = 1) and a daughter or step-daughter (R1_2 = 11). There are 12 perpetrators that were identified as being both male (R1A = 1) and a granddaughter or step-granddaughter (R1_2 = 13). Finally, there are 22 perpetrators that were identified as being both male (R1A = 1) and another female relative (R1_2 = 15). These are important problems because they will impact the CDC estimates of sexual violence. In addition, 16% of perpetrators have an unknown gender (this too will impact the CDC estimates of sexual violence). It is likely that perpetrator gender can be determined by examining other variables such as R1_2, R2_2, and R3A_2. These problems are not addressed in this chapter. In addition, while some data checks were performed to examine the consistency of the information on perpetrator gender within this section, additional data checks should be performed. In particular, the perpetrators for SV7 and SV12 could only be male if the respondent was female and could only be female if the respondent was male. The perpetrators for SV9 and SV14 could only be male. The perpetrators for SV18 could only be female. Again, these data checks are not performed in this chapter. Anyone interested in using R1A will need to check and clean these data further.

Information about the relationship at the time of the last victimization (R2) should not have been collected if the respondent and the perpetrator were family members at the time of the first victimization (i.e., when R1 = 8). However, this selection criterion appears to be incorrect. Instead, it appears that R2 was asked only if R1 ≠ -98, R1 ≠ -9, R1 ≠ 8, and NUMVIC ≠ 1. Stated differently, R2 was only asked if the perpetrator was known to not be a family member and was known to have committed at least two different behaviors or the same behavior at least twice. Among perpetrators that satisfy this selection criterion, there are 1,178 with no data in R2. There is no explanation for these system missing data, but it should be noted that these system missing data only occur in the first and second quarters of 2010 (indicating that perhaps the selection criteria changed at the beginning of the third quarter).

A new variable "INR2" is created and is set to 0 when R1 = -98 or R1 = -9 or R1 = 8 or NUMVIC = 1 and to 1 when R1 ≠ -98 and R1 ≠ -9 and R1 ≠ 8 and NUMVIC ≠ 1. All missing data in R2 (i.e., system missing, -99, -3, -2, and -1) are then recoded to -98 when INR2 = 0 and to -9 when INR2 = 1. Following the same logic as that used for R1 (and as shown in Figure 16.2), missing data in R2_1, R2_2, and R2_3 are recoded to either -98 (when not applicable) or to -9 (when applicable). More specifically, missing data in R2_1 are recoded to -9 when R2 = 1, 2, 3, 4, 5, 6, or 7 (note, a new variable [IP2] is created and coded to 1 when R2 = 1, 2, 3, 4, 5, 6, or 7; and to 0 otherwise). All other missing data in R2_1 are recoded to -98 (i.e., when IP2 = 0). Missing data in R2_2 are recoded to -9 when R2 = 8. All other missing data in R2_2 are recoded to -98. Missing data in R2_3 are recoded to -9 when R2 = 9. All other missing data in R2_3 are recoded to -98. Finally, -3's that were included in R2SP are deleted when R2 ≠ 11, -3's that were included in R2_2SP are deleted when R2_2 ≠ 14 and R2_2 ≠ 15, and -3's that were included in R2_3SP are deleted when R1_3 ≠ 12.

If respondents indicated having a current intimate partner relationship at the time of the first victimization (i.e., R1_1 = 1) and a former intimate partner relationship at the time of the last victimization (i.e., R2_1 = 2), they were asked R2A (severity of violence before, during, after relationship

This document is a research report submitted to the U.S. Department of Justice. This report has not been published by the Department. Opinions or points of view expressed are those of the author(s) and do not necessarily reflect the official position or policies of the U.S. Department of Justice.

ending). A new variable "INR2A" is created and is set to 1 when R1_1 = 1 and R2_1 = 2, and to 0 otherwise. Missing data in R2A are then recoded to -9 when INR2A = 1 and to -98 when INR2A = 0.

**Figure 16.2. Relationship When Last Victimized (R2)**

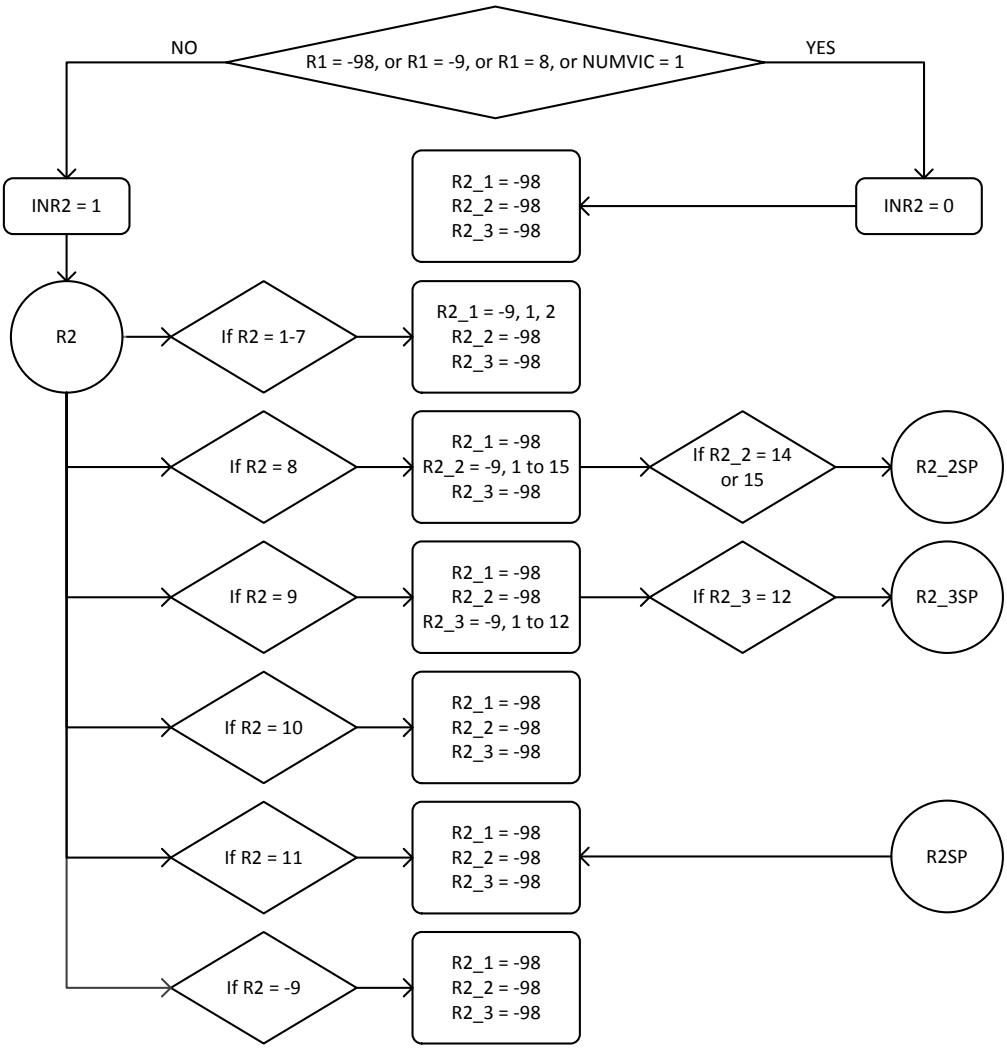


Respondents were then asked about the status of their current relationship (R3). According to the survey, this question was asked when the perpetrator was not a family member at the time of the first victimization (i.e., R1 ≠ 8) and the perpetrator was not a stranger at the time of the last victimization (i.e., R2 ≠ 10). However, it appears that this selection criterion was either programmed incorrectly or documented incorrectly. In addition, the selection criterion changed at the beginning of the third quarter of 2010. A new variable "INR3" is created to determine if perpetrators were included in R3. For the first and second quarters of 2010, INR3 is coded to 1 when R1 = {1, 2, 3, 4, 5, 6, 7, 9, or 11}. Perpetrators in the first two quarters of 2010 were selected for R3 if they were a husband/wife, live-in partner, fiancé, boy/girlfriend, dating partner, someone the respondent was seeing, someone the respondent was having sex with, an acquaintance, or a stranger at the time of the first victimization. For the third and fourth quarters of 2010, INR3 is coded to 1 when R1 = {1, 2, 3, 4, 5, 6, 7, 9, or 11} and R2 ≠ 10. Note that perpetrators with missing information on R1 are excluded from R3 but perpetrators with missing information on R2 are not necessarily excluded from R3. Perpetrators in the last two quarters of

This document is a research report submitted to the U.S. Department of Justice. This report has not been published by the Department. Opinions or points of view expressed are those of the author(s) and do not necessarily reflect the official position or policies of the U.S. Department of Justice.

2010 were selected for R3 if they were (a) a husband/wife, live-in partner, fiancé, boy/girlfriend, dating partner, someone the respondent was seeing, someone the respondent was having sex with, an acquaintance, or a stranger at the time of the first victimization and (b) anything but a stranger at the time of the last victimization (anything, including unknown relationships). Missing data in R3 are then recoded to -9 when INR3 = 1 and to -98 when INR3 = 0.

**Figure 16.3. Current Relationship (R3)**

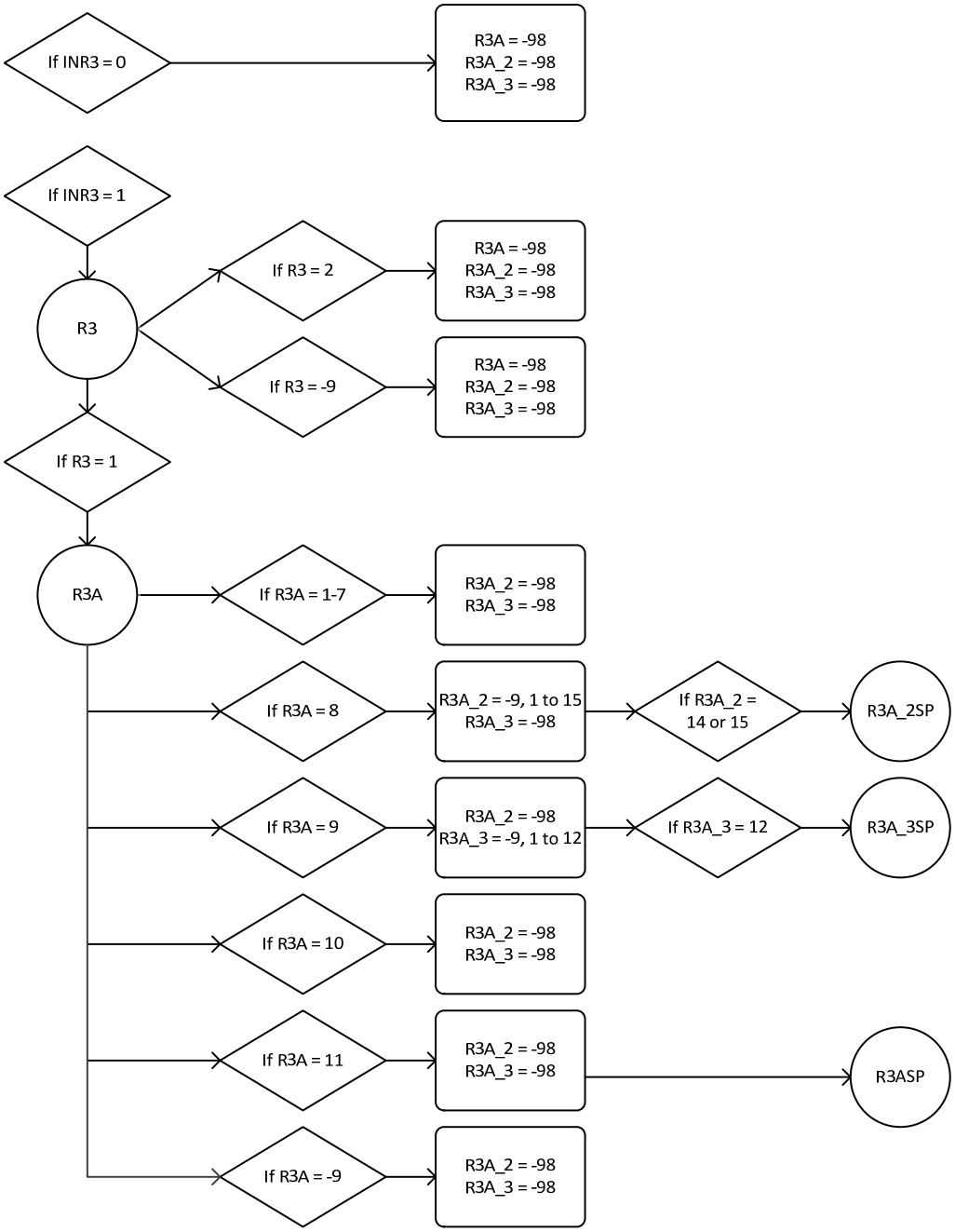


Recodes for R3A, R3ASP, R3A_2, R3A_2SP, R3A_3, and R3A_3SP are shown in Figure 16.3. Missing data in R3A are recoded to -9 when R3 = 1 and to -98 when INR3 = 0, R3 = 2, or R3 = -9. Missing data in

This document is a research report submitted to the U.S. Department of Justice. This report has not been published by the Department. Opinions or points of view expressed are those of the author(s) and do not necessarily reflect the official position or policies of the U.S. Department of Justice.

R3A_2 are recoded to -9 when R3A = 8 and to -98 when INR3 = 0, R3 = 2, R3 = -9, or R3A = {-9, 1, 2, 3, 4, 5, 6, 7, 9, 10, or 11}. Missing data in R3A_3 are recoded to -9 when R3A = 9 and to -98 when INR3 = 0, R3 = 2, R3 = -9, or R3A = {-9, 1, 2, 3, 4, 5, 6, 7, 8, 10, or 11}. Finally, -3's that were included in R3SP are deleted when R3 ≠ 11, -3's that were included in R3_2SP are deleted when R3_2 ≠ 14 and R3_2 ≠ 15, and -3's that were included in R3_3SP are deleted when R3_3 ≠ 12.

Respondents were then asked how old they were the first time any of these things happened with each perpetrator (R4). The selection criterion for this question appears to have been incorrectly programmed or incorrectly documented. Perpetrators were not included in R4 if they only committed behaviors in the EPA, ECCE, or EPV sections. In addition, they were not included in R4 if they only committed behaviors in the ST section and/or the SV7 to SV17 section. A new variable (INR4) is created to indicate whether perpetrators were selected for R4. More specifically, perpetrators were excluded from R4 (INR4 = 0) when (a) INPA = 0, INCCE = 0, INPV = 0, INELDER = 1, INST = 0, INSV1TO6 = 0, INSV7TO17 = 0, and INSV18TO22 = 0, (b) INPA = 0, INCCE = 0, INPV = 0, INELDER = 0, INST = 1, INSV1TO6 = 0, INSV7TO17 = 0, and INSV18TO22 = 0, (c) INPA = 0, INCCE = 0, INPV = 0, INELDER = 0, INST = 0, INSV1TO6 = 0, INSV7TO17 = 1, and INSV18TO22 = 0, or (d) INPA = 0, INCCE = 0, INPV = 0, INELDER = 0, INST = 1, INSV1TO6 = 0, INSV7TO17 = 1, and INSV18TO22 = 0. All other perpetrators were included in R4 (INR4 = 1). Among the 32 perpetrators with R information but no perpetration data, two ("10466968[REC03-PERP 07-GPOP]" and "10466968[REC04-PERP 07-GPOP]") could not have been selected for R4 (all "[PERP 07]" perpetrators for this respondent only committed ST behaviors). As a result, for these two perpetrators, INR4 is set to 0. Missing data in R4 are then recoded to -9 when INR4 = 1 and to -98 when INR4 = 0.

R5 was then asked to determine how old the perpetrators were the first time they victimized the respondents. Again, the selection criterion for this question appears to have been incorrectly programmed or incorrectly documented. Perpetrators were not included in R5 if they only committed behaviors in the ST and/or the SV7 to SV17 section. A new variable (INR5) is created to indicate whether perpetrators were selected for R5. More specifically, perpetrators were excluded from R5 (INR5 = 0) when (a) INPA = 0, INCCE = 0, INPV = 0, INELDER = 0, INST = 1, INSV1TO6 = 0, INSV7TO17 = 0, and INSV18TO22 = 0, (b) INPA = 0, INCCE = 0, INPV = 0, INELDER = 0, INST = 0, INSV1TO6 = 0, INSV7TO17 = 1, and INSV18TO22 = 0, or (c) INPA = 0, INCCE = 0, INPV = 0, INELDER = 0, INST = 1, INSV1TO6 = 0, INSV7TO17 = 1, and INSV18TO22 = 0. All other perpetrators were included in R5 (INR5 = 5). As with R4, the "10466968[REC03-PERP 07-GPOP]" and "10466968[REC04-PERP 07-GPOP]" perpetrators could not have been selected for R5 (all "[PERP 07]" perpetrators for this respondent only committed ST behaviors). As a result, for these two perpetrators, INR5 is set to 0. Missing data in R5 are then recoded to -9 when INR5 = 1 and to -98 when INR5 = 0. Note, there are 4,709 perpetrators with INR5 = 1 but no data in R5. There is no explanation for these system missing data. A disproportionate number of these perpetrators committed SV1 to SV6 behaviors, but the relevance of this finding remains unknown.

The selection criterion for R6 also appears to be incorrect. A new variable (INR6) is created to indicate whether perpetrators were included in R6 (age of respondent at perpetrator's last victimization). Perpetrators were included in R6 if INR5 = 1 and NUMVIC ≠ 1. In these cases, INR6 = 1. In all others, INR6 = 0. Missing data in R6 are then recoded to -9 when INR6 = 1 and to -98 when INR6 = 0. Note, there are 2,388 perpetrators in INR6 = 1 but no data in R6. There is again no explanation for these system missing data. They are recoded to -9, but analysts should re-examine these selection criteria and skip patterns carefully before using these data. Furthermore, there are data inconsistencies that are not addressed in this chapter. For example, R6 should never be less than R4 (but it sometimes is, probably because of data entry errors). Furthermore, there are also cases where the respondent's age at the

This document is a research report submitted to the U.S. Department of Justice. This report has not been published by the Department. Opinions or points of view expressed are those of the author(s) and do not necessarily reflect the official position or policies of the U.S. Department of Justice.

time of the last victimization exceeds the respondent's age at the time of the survey (based on their year of birth, as reported in RC1). These problems are neither checked nor addressed in this chapter.

No problems were found with the R7 variables (other than the apparent inconsistent use of missing data codes). All missing data in R7 are recoded to -98 when INR = 0 and to -9 when INR = 1. Missing data in R7A are recoded to -98 when R7 ≠ 1 and to -9 when R7 = 1. Values of -3 that were included in R7ASP are deleted when R7A ≠ 7.

No problems were found with the R8 variables either (other than again the apparent inconsistent use of missing data codes). All missing data in R8_1 are recoded to -98 when INR = 0 and to -9 when INR = 1. Missing data in R8_2 are then recoded to -98 when R8_1 = -98 and R8_2 = -99 (i.e., when INR = 0), to -9 when R8_1 = -9, to -8 when R8_1 ≠ -9 and R8_2 is system missing, and to -9 when R8_1 ≠ -9 and R8_2 = -3, -2, or -1. When a valid answer was found in R8_1 (i.e., when R8_1 ≠ -9), system missing data in R8_2 were interpreted to mean that the respondent did not have a second answer. Other missing data (i.e., -3, -2, and -1) were interpreted to mean that it is unknown if the respondent had a second answer. This occurred when the question was not asked, the respondent refused to provide a second answer, or the respondent did not know the second answer. A similar process was used to recode missing data in R8_3, R8_4, R8_5, and R8_6. For all, missing data are recoded to -98 when INR = 0, to -9 when the previous variable is -9, and to -8 when the previous variable is -8. When the previous variable includes a valid (non-missing) value, system missing data are recoded to -8 and all other missing data (i.e., -3, -2, and -1) are recoded to -9. Finally, "-3" values in R8SP are deleted when none of the R8 variables equaled 6 (i.e., when R8_1 ≠ 6, R8_2 ≠ 6, R8_3 ≠ 6, R8_4 ≠ 6, R8_5 ≠ 6, and R8_6 ≠ 6).

To summarize, the following recodes are performed:

(1) Missing data in R1 are recoded to -98 when INR = 0 and to -9 when INR = 1.
(2) Missing data in R1SP are recoded to system missing when R1 ≠ 11.
(3) Missing data in R1_1 are recoded to -98 when IP1 = 0 and to -9 when IP1 = 1 (IP1 = 1 when R1 = 1, 2, 3, 4, 5, 6, or 7; and = 0 otherwise).
(4) Missing data in R1_2 are recoded to -98 when R1 ≠ 8 and to -9 when R1 = 8.
(5) Missing data in R1_2SP are recoded to system missing when R1_2 ≠ 14 and R1_2 ≠ 15.
(6) Missing data in R1_3 are recoded to -98 when R1 ≠ 9 and to -9 when R1 = 9.
(7) Missing data in R1_3SP are recoded to system missing when R1_3 ≠ 12.
(8) Missing data in R2 are recoded to -98 when INR2 = 0 and to -9 when INR2 = 1.
(9) Missing data in R2SP are recoded to system missing when R2 ≠ 11.
(10) Missing data in R2_1 are recoded to -98 when IP2 = 0 and to -9 when IP2 = 1 (IP2 = 1 when R2 = 1, 2, 3, 4, 5, 6, or 7; and = 0 otherwise).
(11) Missing data in R2_2 are recoded to -98 when R2 ≠ 8 and to -9 when R2 = 8.
(12) Missing data in R2_2SP are recoded to system missing when R2_2 ≠ 14 and R2_2 ≠ 15.
(13) Missing data in R2_3 are recoded to -98 when R2 ≠ 9 and to -9 when R2 = 9.
(14) Missing data in R2_3SP are recoded to system missing when R2_3 ≠ 12.
(15) Missing data in R2A are recoded to -98 when INR2A = 0 and to -9 when INR2A = 1.
(16) Missing data in R3 are recoded to -98 when INR3 = 0 and to -9 when INR3 = 1.
(17) Missing data in R3A are recoded to -98 when R3 ≠ 1 and to -9 when R3 = 1.
(18) Missing data in R3ASP are recoded to system missing when R3A ≠ 11.
(19) Missing data in R3A_2 are recoded to -98 when R3A ≠ 8 and to -9 when R3A = 8.
(20) Missing data in R3A_2SP are recoded to system missing when R3A_2 ≠ 14 and R3A_2 ≠ 15.
(21) Missing data in R3A_3 are recoded to -98 when R3A ≠ 9 and to -9 when R3A = 9.
(22) Missing data in R3A_3SP are recoded to system missing when R3A_3 ≠ 12.

This document is a research report submitted to the U.S. Department of Justice. This report has not been published by the Department. Opinions or points of view expressed are those of the author(s) and do not necessarily reflect the official position or policies of the U.S. Department of Justice.

(23) Missing data in R4 are recoded to -98 when INR4 = 0 and to -9 when INR4 = 1.
(24) Missing data in R5 are recoded to -98 when INR5 = 0 and to -9 when INR5 = 1.
(25) Missing data in R6 are recoded to -98 when INR6 = 0 and to -9 when INR6 = 1.
(26) Missing data in R7 are recoded to -98 when INR = 0 and to -9 when INR = 1.
(27) Missing data in R7A are recoded to -98 when R7 ≠ 1 and to -9 when R7 = 1.
(28) Missing data in R7ASP are recoded to system missing when R7A ≠ 7.
(29) Missing data in R8_1 are recoded to -98 when INR = 0 and to -9 when INR = 1.
(30) Missing data in R8_2 are recoded to -98 when R8_1 = -98 and R8_2 = -99, and to -9 when R8_1 = -9. When R8_1 ≠ -9, system missing data in R8_2 are recoded to -8 and other missing data (i.e., -3, -2, and -1) are recoded to -9.
(31) Missing data in R8_3 are recoded to -98 when R8_2 = -98 and R8_3 = -99, to -9 when R8_2 = -9, and to -8 when R8_2 = -8. When R8_2 ≠ -9 and R8_2 ≠ -8, system missing data in R8_3 are recoded to -8 and other missing data (i.e., -3, -2, and -1) are recoded to -9.
(32) Missing data in R8_4 are recoded to -98 when R8_3 = -98 and R8_4 = -99, to -9 when R8_3 = -9, and to -8 when R8_3 = -8. When R8_3 ≠ -9 and R8_3 ≠ -8, system missing data in R8_4 are recoded to -8 and other missing data (i.e., -3, -2, and -1) are recoded to -9.
(33) Missing data in R8_5 are recoded to -98 when R8_4 = -98 and R8_5 = -99, to -9 when R8_4 = -9, and to -8 when R8_4 = -8. When R8_4 ≠ -9 and R8_4 ≠ -8, system missing data in R8_5 are recoded to -8 and other missing data (i.e., -3, -2, and -1) are recoded to -9.
(34) Missing data in R8_6 are recoded to -98 when R8_5 = -98 and R8_6 = -99, to -9 when R8_5 = -9, and to -8 when R8_5 = -8. When R8_5 ≠ -9 and R8_5 ≠ -8, system missing data in R8_6 are recoded to -8 and other missing data (i.e., -3, -2, and -1) are recoded to -9.
(35) Missing data in R8SP are recoded to system missing when R8_1 ≠ 6, R8_2 ≠ 6, R8_3 ≠ 6, R8_4 ≠ 6, R8_5 ≠ 6, and R8_1 ≠ 6.

All data recodes are included in the "R DATA CHECKS.SPS" syntax file.

The final data are saved in "CLEAN R.SAV". This file includes 51,482 perpetrators and 56 variables. Out of these 51,482 perpetrators:

(1) 50,885 are found in both the R section and the NISVS perpetrator master file.
(2) 565 are not found in the R section (these 565 were created in the data cleaning chapter and were merged into the "FINAL R.SAV" data file). All missing R data for these 565 perpetrators were initially recoded to -99 (in "CREATE R FILES.SPS") but were subsequently recoded to -98 (in "R DATA CHECKS.SPS").
(3) 32 are not found in the NISVS perpetrator master file (the data for these 32 additional perpetrators include perpetrator level information provided by the respondents, but this information cannot be linked to previously identified perpetrators or their behaviors). For these 32 cases, INR was set to 1 and missing data were recoded as described above except for respondent 104669681 (PERP = "10466968[REC03-PERP 07-GPOP]" and "10466968[REC04-PERP 07-GPOP]"). The "[PERP 07]" perpetrators for that respondent only committed ST behaviors. As a result, INR4 and INR5 were set to 0 (and, as a consequence, R6 was also set to 0).

Data & Files in the "R DATA CHECKS" folder:

| | | | |
|---|---|---|---|
| CLEAN R | 5/19/2014 6:11 AM | SPSS Statistics Data Document | 7,425 KB |
| R DATA CHECKS | 5/19/2014 6:10 AM | SPSS Statistics Syntax File | 35 KB |

This document is a research report submitted to the U.S. Department of Justice. This report has not been published by the Department. Opinions or points of view expressed are those of the author(s) and do not necessarily reflect the official position or policies of the U.S. Department of Justice.

# DOCUMENTATION FOR ANALYSIS OF VIOLENCE AGAINST AMERICAN INDIAN AND ALASKA NATIVE WOMEN AND MEN: 2010 FINDINGS FROM THE NATIONAL INTIMATE PARTNER AND SEXUAL VIOLENCE SURVEY (NISVS) BY THE NATIONAL INSTITUTE OF JUSTICE

## CHAPTER 17
## FINAL PERPETRATOR-LEVEL FILE

Details on the creation of the initial perpetrator-level file were included in a previous chapter. In this chapter, information about relationships (from the R section) is merged to the initial perpetrator-level file. Additional data cleaning is then performed to recode missing values. This includes (1) cleaning the data in the SV section by perpetrator gender (certain behaviors are not applicable for both male and female perpetrators), (2) cleaning the first and second quarter data in the PA, CCE, PV, ST, and SV sections, (3) cleaning the third and fourth quarter data in the PA, CCE, PV, ST, and SV sections, and (4) cleaning the data in the EPA, ECCE, and EPV sections. Each type of data cleaning is described below. It is important to note that many of the recodes in this chapter are changed in Chapter 25 (this is particularly true for cleaning the data in the SV section by perpetrator gender in Section B below).

### A. CREATION OF FINAL PERPETRATOR-LEVEL FILE

The "CREATE FINAL NISVS PERP.SPS" syntax file simply merges the "NISVS PERP.SAV" data file (created by "CREATE NISVS PERP.SPS") and the "CLEAN R.SAV" data file (created by "R DATA CHECKS.SPS") to create a final perpetrator-level file that includes perpetrator-level (and some respondent-level) information from the victimization core and information from the relationship section. (Note, it does not include perpetrator-level data from the stalking or sexual violence follow-up sections).

All 51,450 perpetrators in the "NISVS PERP.SAV" data file are found in the "CLEAN R.SAV" data file. However, there are 32 perpetrators in the "CLEAN R.SAV" data file which are not found in the "NISVS PERP.SAV" data file. These perpetrators have relationship information, but no information from the victimization core. These 32 perpetrators were created in the "CREATE R FILES.SPS" syntax file (the data for these 32 additional perpetrators include perpetrator level information provided by the respondents, but this information cannot be linked to previously identified perpetrators or their behaviors). For these 32 perpetrators, all missing respondent-level data (i.e., RSEX, RC1, H10, and all N99, N36, C, N12, and F variables) are recoded to the original respondent-level values (e.g., if the respondent is female, the missing value in RSEX was recoded to "2").

The "FINAL NISVS PERP.SAV" data file includes 51,482 observations and 595 variables.

### B. DATA CLEANING BY GENDER OF PERPETRATOR

In some situations, there are questions in the sexual violence section that are only applicable for male perpetrators or for female perpetrators. These questions are SV7, SV9, SV12, SV14, and SV18.

This document is a research report submitted to the U.S. Department of Justice. This report has not been published by the Department. Opinions or points of view expressed are those of the author(s) and do not necessarily reflect the official position or policies of the U.S. Department of Justice.

When you were drunk, high, drugged, or passed out and unable to consent, how many people have ever…

**SV7** For female respondents only: Had vaginal sex with you? By vaginal sex, we mean that a man or boy put his penis in your vagina.
For male respondents only: Had vaginal sex with you? By vaginal sex, we mean that a woman or girl made you put your penis in her vagina.

**SV9** Made you receive anal sex, meaning that they put their penis into your anus?

How many people have ever used physical force or threats to physically harm you to make you…

**SV12** Have vaginal sex?

**SV14** Receive anal sex?

How many people have ever used physical force or threats of physical harm to…

**SV18** For male respondents only: Try to make you have vaginal sex with them, but sex did not happen?

In the NISVS survey, vaginal sex is between a man and a woman ("a man or boy put his penis in your vagina" or "a woman or girl made you put your penis in her vagina"). When the respondents are female, the perpetrators for SV7 and SV12 can only be male. In addition, when the respondents are male, the perpetrators for SV7 and SV12 can only be female. In other words, female respondents cannot be victimized by female perpetrators and male respondents cannot be victimized by male perpetrators. In addition, only male perpetrators can make a respondent receive anal sex ("they put their penis into your anus"). As a result, for SV9 and SV14, the perpetrators can only be male. Because SV18 is for male respondents only, the perpetrators can only be female.

There are 12 cases where SV7 occurs between respondents and perpetrators of the same gender. There are five cases where the SV9 perpetrator is female. There are 25 cases where SV12 occurs between respondents and perpetrators of the same gender. There are six cases where the SV14 perpetrator is female. There are 11 cases where the SV18 perpetrator is male. There are also perpetrators whose gender is unknown (R1A = -9) but whose gender could be determined based on the answers provided in SV7, SV9, SV12, SV14, and SV18. The syntax to find these problems is included in the "SV PERP PATTERNS.SPS" file. These problems are not addressed in this chapter. To successfully address these problems, analysts may want to examine additional variables (such as the relationship between perpetrators and respondents).

In this chapter, only missing data are recoded (but again, these recodes are changed in Chapter 25). More specifically, the following recodes were performed:

(1) When the respondent and the perpetrator are both female, missing data in SV7B, SV7E, SV7H, SV12B, SV12E, and SV12H are recoded to -99.
(2) When the respondent and the perpetrator are both male, missing data in SV7B, SV7E, SV7H, SV12B, SV12E, and SV12H are recoded to -99.
(3) When the perpetrator is female, missing data in SV9B, SV9E, SV9H, SV14B, SV14E, and SV14H are recoded to -99.
(4) When the perpetrator is male, missing data in SV18B, SV18E, and SV18H are recoded to -99.

These missing data recodes are accomplished in the "CLEAN NISVS PERP 1.SPS" syntax file located in the "FINAL NISVS PERP" folder. Recoded data are saved in the "HALF CLEAN NISVS PERP.SAV" data file. It includes 51,482 observations and 595 variables.

This document is a research report submitted to the U.S. Department of Justice. This report has not been published by the Department. Opinions or points of view expressed are those of the author(s) and do not necessarily reflect the official position or policies of the U.S. Department of Justice.

## C. DATA CLEANING FOR PA, CCE, PV, ST, AND SV SECTIONS – FIRST AND SECOND QUARTERS

Response patterns (across all 60 questions in the PA, CCE, PV, ST, and SV sections) were built by examining the number of lifetime perpetrators (N99), the number of lifetime victimizations by each perpetrator (in B), whether the respondent was victimized in the past three years (C), the number of past three year perpetrators (N36), the number of past three year victimizations by each perpetrator (in E), whether the respondent was victimized in the past year (F), the number of past year perpetrators (N12), and the number of past year victimizations by each perpetrator (in H). There are 20,779 perpetrators in the first and second quarters and 60 questions in the PA, CCE, PV, ST, and SV sections, for a total of 1,246,740 response patterns. Across these 1,246,740 response patterns, we found 79 different (or unique) types of patterns (see Table 17.1).

**Table 17.1. Response Patterns in PA, CCE, PV, ST, and SV Sections (1st and 2nd Quarters)**

| Pattern | Freq. | N99 | B | C | N36 | E | F | N12 | H |
|---|---|---|---|---|---|---|---|---|---|
| 1 | 34,744 | -99 | missing | -99 | -99 | missing | -99 | -99 | missing |
| 2 | 54,742 | -9 | missing | -9 | -9 | missing | -9 | -9 | missing |
| 3 | 892,872 | 0 | missing | 0 | 0 | missing | 0 | 0 | missing |
| 4 | 489 | 1 to 14 | missing | -9 | -9 | missing | -9 | -9 | missing |
| 5 | 128,566 | 1 to 14 | missing | 0 | 0 | missing | 0 | 0 | missing |
| 6 | 4 | 1 to 14 | missing | 1 | -9 | missing | -9 | -9 | missing |
| 7 | 15 | 1 to 14 | missing | 1 | -9 | missing | 0 | 0 | missing |
| 8 | 215 | 1 to 14 | missing | 1 | 1 to 14 | missing | -9 | -9 | missing |
| 9 | 16,251 | 1 to 14 | missing | 1 | 1 to 14 | missing | 0 | 0 | missing |
| 10 | 27 | 1 to 14 | missing | 1 | 1 to 14 | missing | 1 | -9 | missing |
| 11 | 24,064 | 1 to 14 | missing | 1 | 1 to 14 | missing | 1 | 1 to 14 | missing |
| 12 | 243 | 1 to 14 | -3, -2, -1 | -9 | -9 | missing | -9 | -9 | missing |
| 13 | 433 | 1 to 14 | -3, -2, -1 | 0 | 0 | missing | 0 | 0 | missing |
| 14 | 2 | 1 to 14 | -3, -2, -1 | 1 | -9 | missing | -9 | -9 | missing |
| 15 | 5 | 1 to 14 | -3, -2, -1 | 1 | -9 | missing | 0 | 0 | missing |
| 16 | 3 | 1 to 14 | -3, -2, -1 | 1 | 1 to 14 | missing | -9 | -9 | missing |
| 17 | 23 | 1 to 14 | -3, -2, -1 | 1 | 1 to 14 | missing | 0 | 0 | missing |
| 18 | 22 | 1 to 14 | -3, -2, -1 | 1 | 1 to 14 | missing | 1 | 1 to 14 | missing |
| 19 | 3 | 1 to 14 | -3, -2, -1 | 1 | 1 to 14 | -3, -2, -1 | -9 | -9 | missing |
| 20 | 7 | 1 to 14 | -3, -2, -1 | 1 | 1 to 14 | -3, -2, -1 | 0 | 0 | missing |
| 21 | 4 | 1 to 14 | -3, -2, -1 | 1 | 1 to 14 | -3, -2, -1 | 1 | 1 to 14 | missing |
| 22 | 12 | 1 to 14 | -3, -2, -1 | 1 | 1 to 14 | -3, -2, -1 | 1 | 1 to 14 | -3, -2, -1 |
| 23 | 3 | 1 to 14 | -3, -2, -1 | 1 | 1 to 14 | -3, -2, -1 | 1 | 1 to 14 | 1 to 100 |
| 24 | 1 | 1 to 14 | -3, -2, -1 | 1 | 1 to 14 | 1 to 100 | -9 | -9 | missing |
| 25 | 8 | 1 to 14 | -3, -2, -1 | 1 | 1 to 14 | 1 to 100 | 0 | 0 | missing |
| 26 | 2 | 1 to 14 | -3, -2, -1 | 1 | 1 to 14 | 1 to 100 | 1 | 1 to 14 | -3, -2, -1 |
| 27 | 6 | 1 to 14 | -3, -2, -1 | 1 | 1 to 14 | 1 to 100 | 1 | 1 to 14 | 1 to 100 |
| 28 | 126 | 1 to 14 | 1 to 100 | -9 | -9 | missing | -9 | -9 | missing |
| 29 | 45,761 | 1 to 14 | 1 to 100 | 0 | 0 | missing | 0 | 0 | missing |
| 30 | 9 | 1 to 14 | 1 to 100 | 1 | -9 | missing | -9 | -9 | missing |
| 31 | 8 | 1 to 14 | 1 to 100 | 1 | -9 | missing | 0 | 0 | missing |
| 32 | 24 | 1 to 14 | 1 to 100 | 1 | 1 to 14 | missing | -9 | -9 | missing |
| 33 | 1,690 | 1 to 14 | 1 to 100 | 1 | 1 to 14 | missing | 0 | 0 | missing |
| 34 | 14 | 1 to 14 | 1 to 100 | 1 | 1 to 14 | missing | 1 | -9 | missing |

Note: Table continued on next page.

This document is a research report submitted to the U.S. Department of Justice. This report has not been published by the Department. Opinions or points of view expressed are those of the author(s) and do not necessarily reflect the official position or policies of the U.S. Department of Justice.

**Table 17.1 Continued. Response Patterns in PA, CCE, PV, ST, and SV Sections (1st and 2nd Quarters)**

| Pattern | Freq. | N99 | B | C | N36 | E | F | N12 | H |
|---|---|---|---|---|---|---|---|---|---|
| 35 | 3,107 | 1 to 14 | 1 to 100 | 1 | 1 to 14 | missing | 1 | 1 to 14 | missing |
| 36 | 22 | 1 to 14 | 1 to 100 | 1 | 1 to 14 | -3, -2, -1 | -9 | -9 | missing |
| 37 | 22 | 1 to 14 | 1 to 100 | 1 | 1 to 14 | -3, -2, -1 | 0 | 0 | missing |
| 38 | 1 | 1 to 14 | 1 to 100 | 1 | 1 to 14 | -3, -2, -1 | 1 | 1 to 14 | missing |
| 39 | 8 | 1 to 14 | 1 to 100 | 1 | 1 to 14 | -3, -2, -1 | 1 | 1 to 14 | -3, -2, -1 |
| 40 | 5 | 1 to 14 | 1 to 100 | 1 | 1 to 14 | -3, -2, -1 | 1 | 1 to 14 | 1 to 100 |
| 41 | 49 | 1 to 14 | 1 to 100 | 1 | 1 to 14 | 1 to 100 | -9 | -9 | missing |
| 42 | 5,121 | 1 to 14 | 1 to 100 | 1 | 1 to 14 | 1 to 100 | 0 | 0 | missing |
| 43 | 16 | 1 to 14 | 1 to 100 | 1 | 1 to 14 | 1 to 100 | 1 | -9 | missing |
| 44 | 670 | 1 to 14 | 1 to 100 | 1 | 1 to 14 | 1 to 100 | 1 | 1 to 14 | missing |
| 45 | 29 | 1 to 14 | 1 to 100 | 1 | 1 to 14 | 1 to 100 | 1 | 1 to 14 | -3, -2, -1 |
| 46 | 7,056 | 1 to 14 | 1 to 100 | 1 | 1 to 14 | 1 to 100 | 1 | 1 to 14 | 1 to 100 |
| 47 | 33 | 15 | missing | -9 | -9 | missing | -9 | -9 | missing |
| 48 | 261 | 15 | missing | 0 | 0 | missing | 0 | 0 | missing |
| 49 | 158 | 15 | missing | 1 | 1 to 14 | missing | 1 | 1 to 14 | missing |
| 50 | 28 | 15 | missing | 1 | 15 | missing | 0 | 0 | missing |
| 51 | 5 | 15 | missing | 1 | 15 | missing | 1 | 1 to 14 | missing |
| 52 | 5 | 15 | missing | 1 | 15 | missing | 1 | 15 | missing |
| 53 | 123 | 15 | -3, -2, -1 | -9 | -9 | missing | -9 | -9 | missing |
| 54 | 42 | 15 | -3, -2, -1 | 0 | 0 | missing | 0 | 0 | missing |
| 55 | 13 | 15 | -3, -2, -1 | 1 | -9 | missing | -9 | -9 | missing |
| 56 | 42 | 15 | 1 to 100 | -9 | -9 | missing | -9 | -9 | missing |
| 57 | 528 | 15 | 1 to 100 | 0 | 0 | missing | 0 | 0 | missing |
| 58 | 2 | 15 | 1 to 100 | 1 | -9 | missing | -9 | -9 | missing |
| 59 | 23 | 15 | 1 to 100 | 1 | 1 to 14 | missing | 0 | 0 | missing |
| 60 | 160 | 15 | 1 to 100 | 1 | 1 to 14 | missing | 1 | 1 to 14 | missing |
| 61 | 7 | 15 | 1 to 100 | 1 | 1 to 14 | 1 to 100 | 0 | 0 | missing |
| 62 | 48 | 15 | 1 to 100 | 1 | 1 to 14 | 1 to 100 | 1 | 1 to 14 | missing |
| 63 | 2 | 15 | 1 to 100 | 1 | 1 to 14 | 1 to 100 | 1 | 1 to 14 | -3, -2, -1 |
| 64 | 45 | 15 | 1 to 100 | 1 | 1 to 14 | 1 to 100 | 1 | 1 to 14 | 1 to 100 |
| 65 | 30 | 15 | 1 to 100 | 1 | 15 | 1 to 100 | 0 | 0 | missing |
| 66 | 7 | 15 | 1 to 100 | 1 | 15 | 1 to 100 | 1 | 1 to 14 | missing |
| 67 | 8 | 15 | 1 to 100 | 1 | 15 | 1 to 100 | 1 | 1 to 14 | 1 to 100 |
| 68 | 15 | 15 | 1 to 100 | 1 | 15 | 1 to 100 | 1 | 15 | -3, -2, -1 |
| 69 | 30 | 15 | 1 to 100 | 1 | 15 | 1 to 100 | 1 | 15 | 1 to 100 |
| 70 | 10,084 | -99 | -99 | -99 | -99 | -99 | -99 | -99 | -99 |
| 71 | 64 | -9 | -99 | -9 | -9 | -99 | -9 | -9 | -99 |
| 72 | 17,883 | 0 | -99 | 0 | 0 | -99 | 0 | 0 | -99 |
| 73 | 473 | 1 to 14 | -99 | 0 | 0 | -99 | 0 | 0 | -99 |
| 74 | 40 | 1 to 14 | -99 | 1 | 1 to 14 | -99 | 0 | 0 | -99 |
| 75 | 45 | 1 to 14 | -99 | 1 | 1 to 14 | -99 | 1 | 1 to 14 | -99 |
| 76 | 26 | 1 to 14 | 1 to 100 | 0 | 0 | -99 | 0 | 0 | -99 |
| 77 | 1 | 1 to 14 | 1 to 100 | 1 | 1 to 14 | -99 | 1 | 1 to 14 | -99 |
| 78 | 1 | 1 to 14 | 1 to 100 | 1 | 1 to 14 | 1 to 100 | 0 | 0 | -99 |
| 79 | 4 | 15 | -99 | 0 | 0 | -99 | 0 | 0 | -99 |
| **Total** | **1,246,740** | | | | | | | | |

The first three patterns are created in "CLEAN NISVS CORE.SPS," where missing data in N99 are recoded to -99 (when not applicable), -9 (when unknown), or 0 (when not victimized). Pattern #1 includes the perpetrators of respondents without children and the perpetrators of female respondents (respondents without children were not asked CCE8 and female respondents were not asked SV8, SV13, or SV18). For

This document is a research report submitted to the U.S. Department of Justice. This report has not been published by the Department. Opinions or points of view expressed are those of the author(s) and do not necessarily reflect the official position or policies of the U.S. Department of Justice.

pattern #1, missing data in B, E, and H are recoded to -99. Pattern #2 includes perpetrators of respondents who stopped the interview or skipped questions. For these perpetrators, missing data in B, E, and H are recoded to -9. Pattern #3 includes perpetrators of respondents that reported not experiencing a particular type of victimization. For these perpetrators, missing data in B, E, and H are recoded to 0.

In patterns #4 through #11, respondents were victimized in the lifetime, but they were not victimized by the perpetrators included in these response patterns (they were victimized by other perpetrators). For the perpetrators in these response patterns, missing data in B, E, and H are recoded to 0.

Patterns #12 through #46 include perpetrators who victimized the respondents in the lifetime (when the total number of perpetrators was less than 15). Patterns #12 and #28 include perpetrators who victimized respondents in the lifetime, but it is unknown if they victimized the respondent in the past three years (C = -9) or the past year (F = -9). For these perpetrators, missing data in E and H are recoded to -9. Patterns #13 and #29 include perpetrators who victimized respondents in the lifetime, but the respondents were not victimized in the past three years (C = 0) or the past year (F = 0). For these perpetrators, missing data in E and H are recoded to 0. In patterns #14, #15, #30, and #31, respondents were victimized in the past three years (C = 1), but they did not provide perpetrator initials. As a result, missing data in E are recoded to -9. When these respondents did not answer whether they were victimized in the past year (F = -9), missing data in H are recoded to -9 (see patterns #14 and #30). When these respondents reported no past year victimizations (F = 0), missing data in H are recoded to 0 (see patterns #15 and #31). Patterns #16 through #18 and patterns #32 through #35 include perpetrators who victimized the respondent in the lifetime, but not in the past three years (the respondents were victimized in the past three years by other perpetrators). For these perpetrators, missing data in E and H are recoded to 0. Patterns #19, #24, #36, and #41 are for perpetrators who victimized the respondents in the past three years, but it is unknown if they victimized the respondents in the past year (F = -9). For these perpetrators, missing data in H are recoded to -9. Patterns #20, #25, #37, and #42 are for perpetrators who victimized the respondents in the past three years but not in the past year (F = 0). For these perpetrators, missing data in H are recoded to 0. In patterns #21, #38 and #44, respondents were victimized in the past year, but not by the perpetrators in these response patterns (the respondents were victimized by other perpetrators). As a result, missing data in H are recoded to 0. In pattern #43, respondents were victimized in the past year (F = 1), but they did not provide perpetrator initials (N12 = -9). As a result, missing data in H are recoded to -9.

In patterns #47 through #69, respondents were victimized in the lifetime by 15 or more perpetrators. Patterns #47 through #52 include perpetrators that were not included in the list of 15 lifetime perpetrators. In these cases, it is impossible to know if these perpetrators victimized the respondent (only 15 perpetrator initials were collected). As a result, missing data in B, E, and H are recoded to -9. Patterns #53 through #69 include perpetrators that were included in the list of 15 lifetime perpetrators. Patterns #53 and #56 include perpetrators who victimized respondents in the lifetime, but it is unknown if they victimized the respondent in the past three years (C = -9) or the past year (F = -9). For these perpetrators, missing data in E and H are recoded to -9. Patterns #54 and #57 include perpetrators who victimized respondents in the lifetime, but the respondents were not victimized by these perpetrators in the past three years (C = 0) or the past year (F = 0). For these perpetrators, missing data in E and H are recoded to 0. In patterns #55 and #58, the respondents were victimized in the past three years (C = 1), but they did not provide perpetrator initials (N36 = -9). In addition, the respondents did not indicate whether they were victimized in the past year (F = -9). As a result, missing data in E and H are recoded to -9. In pattern #56, the respondents did not indicate whether they were victimized in the past three

This document is a research report submitted to the U.S. Department of Justice. This report has not been published by the Department. Opinions or points of view expressed are those of the author(s) and do not necessarily reflect the official position or policies of the U.S. Department of Justice.

years (C = -9) or the past year (F = -9). For this response pattern, missing data in E and H are recoded to -9. Patterns #59 and #60 include perpetrators who victimized the respondent in the lifetime, but not in the past three years (these respondents were victimized in the past three years by other perpetrators). For these perpetrators, missing data in E and H are recoded to 0. Patterns #61 and #65 include perpetrators who victimized the respondent in the past three years, but the respondent was not victimized by these perpetrators in the past year (F = 0). For these perpetrators, missing data in H are recoded to 0. Patterns #62 and #66 include perpetrators who victimized respondents in the past three years, but not in the past year (these respondents were victimized in the past year by other perpetrators). For this response pattern, missing data in H are again recoded to 0.

The last 10 patterns (#70 to #79) were created in Section B above (in the "CLEAN NISVS PERP 1.SPS" syntax file). Missing data in these patterns were already recoded. (Again, these recodes are changed in Chapter 25). Recoded response patterns are shown in the following table.

**Table 17.2. Recoded Response Patterns in PA, CCE, PV, ST, and SV Sections (1st and 2nd Quarters)**

| Pattern | Freq. | N99 | B | C | N36 | E | F | N12 | H |
|---|---|---|---|---|---|---|---|---|---|
| 1 | 34,744 | -99 | -99 | -99 | -99 | -99 | -99 | -99 | -99 |
| 2 | 54,742 | -9 | -9 | -9 | -9 | -9 | -9 | -9 | -9 |
| 3 | 892,872 | 0 | 0 | 0 | 0 | 0 | 0 | 0 | 0 |
| 4 | 489 | 1 to 14 | 0 | -9 | -9 | 0 | -9 | -9 | 0 |
| 5 | 128,566 | 1 to 14 | 0 | 0 | 0 | 0 | 0 | 0 | 0 |
| 6 | 4 | 1 to 14 | 0 | 1 | -9 | 0 | -9 | -9 | 0 |
| 7 | 15 | 1 to 14 | 0 | 1 | -9 | 0 | 0 | 0 | 0 |
| 8 | 215 | 1 to 14 | 0 | 1 | 1 to 14 | 0 | -9 | -9 | 0 |
| 9 | 16,251 | 1 to 14 | 0 | 1 | 1 to 14 | 0 | 0 | 0 | 0 |
| 10 | 27 | 1 to 14 | 0 | 1 | 1 to 14 | 0 | 1 | -9 | 0 |
| 11 | 24,064 | 1 to 14 | 0 | 1 | 1 to 14 | 0 | 1 | 1 to 14 | 0 |
| 12 | 243 | 1 to 14 | -3, -2, -1 | -9 | -9 | -9 | -9 | -9 | -9 |
| 13 | 433 | 1 to 14 | -3, -2, -1 | 0 | 0 | 0 | 0 | 0 | 0 |
| 14 | 2 | 1 to 14 | -3, -2, -1 | 1 | -9 | -9 | -9 | -9 | -9 |
| 15 | 5 | 1 to 14 | -3, -2, -1 | 1 | -9 | -9 | 0 | 0 | 0 |
| 16 | 3 | 1 to 14 | -3, -2, -1 | 1 | 1 to 14 | 0 | -9 | -9 | 0 |
| 17 | 23 | 1 to 14 | -3, -2, -1 | 1 | 1 to 14 | 0 | 0 | 0 | 0 |
| 18 | 22 | 1 to 14 | -3, -2, -1 | 1 | 1 to 14 | 0 | 1 | 1 to 14 | 0 |
| 19 | 3 | 1 to 14 | -3, -2, -1 | 1 | 1 to 14 | -3, -2, -1 | -9 | -9 | -9 |
| 20 | 7 | 1 to 14 | -3, -2, -1 | 1 | 1 to 14 | -3, -2, -1 | 0 | 0 | 0 |
| 21 | 4 | 1 to 14 | -3, -2, -1 | 1 | 1 to 14 | -3, -2, -1 | 1 | 1 to 14 | 0 |
| 22 | 12 | 1 to 14 | -3, -2, -1 | 1 | 1 to 14 | -3, -2, -1 | 1 | 1 to 14 | -3, -2, -1 |
| 23 | 3 | 1 to 14 | -3, -2, -1 | 1 | 1 to 14 | -3, -2, -1 | 1 | 1 to 14 | 1 to 100 |
| 24 | 1 | 1 to 14 | -3, -2, -1 | 1 | 1 to 14 | 1 to 100 | -9 | -9 | -9 |
| 25 | 8 | 1 to 14 | -3, -2, -1 | 1 | 1 to 14 | 1 to 100 | 0 | 0 | 0 |
| 26 | 2 | 1 to 14 | -3, -2, -1 | 1 | 1 to 14 | 1 to 100 | 1 | 1 to 14 | -3, -2, -1 |
| 27 | 6 | 1 to 14 | -3, -2, -1 | 1 | 1 to 14 | 1 to 100 | 1 | 1 to 14 | 1 to 100 |
| 28 | 126 | 1 to 14 | 1 to 100 | -9 | -9 | -9 | -9 | -9 | -9 |
| 29 | 45,761 | 1 to 14 | 1 to 100 | 0 | 0 | 0 | 0 | 0 | 0 |
| 30 | 9 | 1 to 14 | 1 to 100 | 1 | -9 | -9 | -9 | -9 | -9 |
| 31 | 8 | 1 to 14 | 1 to 100 | 1 | -9 | -9 | 0 | 0 | 0 |
| 32 | 24 | 1 to 14 | 1 to 100 | 1 | 1 to 14 | 0 | -9 | -9 | 0 |
| 33 | 1,690 | 1 to 14 | 1 to 100 | 1 | 1 to 14 | 0 | 0 | 0 | 0 |

Note: Table continued on next page.

This document is a research report submitted to the U.S. Department of Justice. This report has not been published by the Department. Opinions or points of view expressed are those of the author(s) and do not necessarily reflect the official position or policies of the U.S. Department of Justice.

**Table 17.2 Continued. Recoded Response Patterns in PA, CCE, PV, ST, and SV Sections (1st and 2nd Quarters)**

| Pattern | Freq. | N99 | B | C | N36 | E | F | N12 | H |
|---|---|---|---|---|---|---|---|---|---|
| 34 | 14 | 1 to 14 | 1 to 100 | 1 | 1 to 14 | 0 | 1 | -9 | 0 |
| 35 | 3,107 | 1 to 14 | 1 to 100 | 1 | 1 to 14 | 0 | 1 | 1 to 14 | 0 |
| 36 | 22 | 1 to 14 | 1 to 100 | 1 | 1 to 14 | -3, -2, -1 | -9 | -9 | -9 |
| 37 | 22 | 1 to 14 | 1 to 100 | 1 | 1 to 14 | -3, -2, -1 | 0 | 0 | 0 |
| 38 | 1 | 1 to 14 | 1 to 100 | 1 | 1 to 14 | -3, -2, -1 | 1 | 1 to 14 | 0 |
| 39 | 8 | 1 to 14 | 1 to 100 | 1 | 1 to 14 | -3, -2, -1 | 1 | 1 to 14 | -3, -2, -1 |
| 40 | 5 | 1 to 14 | 1 to 100 | 1 | 1 to 14 | -3, -2, -1 | 1 | 1 to 14 | 1 to 100 |
| 41 | 49 | 1 to 14 | 1 to 100 | 1 | 1 to 14 | 1 to 100 | -9 | -9 | -9 |
| 42 | 5,121 | 1 to 14 | 1 to 100 | 1 | 1 to 14 | 1 to 100 | 0 | 0 | 0 |
| 43 | 16 | 1 to 14 | 1 to 100 | 1 | 1 to 14 | 1 to 100 | 1 | -9 | -9 |
| 44 | 670 | 1 to 14 | 1 to 100 | 1 | 1 to 14 | 1 to 100 | 1 | 1 to 14 | 0 |
| 45 | 29 | 1 to 14 | 1 to 100 | 1 | 1 to 14 | 1 to 100 | 1 | 1 to 14 | -3, -2, -1 |
| 46 | 7,056 | 1 to 14 | 1 to 100 | 1 | 1 to 14 | 1 to 100 | 1 | 1 to 14 | 1 to 100 |
| 47 | 33 | 15 | -9 | -9 | -9 | -9 | -9 | -9 | -9 |
| 48 | 261 | 15 | -9 | 0 | 0 | -9 | 0 | 0 | -9 |
| 49 | 158 | 15 | -9 | 1 | 1 to 14 | -9 | 1 | 1 to 14 | -9 |
| 50 | 28 | 15 | -9 | 1 | 15 | -9 | 0 | 0 | -9 |
| 51 | 5 | 15 | -9 | 1 | 15 | -9 | 1 | 1 to 14 | -9 |
| 52 | 5 | 15 | -9 | 1 | 15 | -9 | 1 | 15 | -9 |
| 53 | 123 | 15 | -3, -2, -1 | -9 | -9 | -9 | -9 | -9 | -9 |
| 54 | 42 | 15 | -3, -2, -1 | 0 | 0 | 0 | 0 | 0 | 0 |
| 55 | 13 | 15 | -3, -2, -1 | 1 | -9 | -9 | -9 | -9 | -9 |
| 56 | 42 | 15 | 1 to 100 | -9 | -9 | -9 | -9 | -9 | -9 |
| 57 | 528 | 15 | 1 to 100 | 0 | 0 | 0 | 0 | 0 | 0 |
| 58 | 2 | 15 | 1 to 100 | 1 | -9 | -9 | -9 | -9 | -9 |
| 59 | 23 | 15 | 1 to 100 | 1 | 1 to 14 | 0 | 0 | 0 | 0 |
| 60 | 160 | 15 | 1 to 100 | 1 | 1 to 14 | 0 | 1 | 1 to 14 | 0 |
| 61 | 7 | 15 | 1 to 100 | 1 | 1 to 14 | 1 to 100 | 0 | 0 | 0 |
| 62 | 48 | 15 | 1 to 100 | 1 | 1 to 14 | 1 to 100 | 1 | 1 to 14 | 0 |
| 63 | 2 | 15 | 1 to 100 | 1 | 1 to 14 | 1 to 100 | 1 | 1 to 14 | -3, -2, -1 |
| 64 | 45 | 15 | 1 to 100 | 1 | 1 to 14 | 1 to 100 | 1 | 1 to 14 | 1 to 100 |
| 65 | 30 | 15 | 1 to 100 | 1 | 15 | 1 to 100 | 0 | 0 | 0 |
| 66 | 7 | 15 | 1 to 100 | 1 | 15 | 1 to 100 | 1 | 1 to 14 | 0 |
| 67 | 8 | 15 | 1 to 100 | 1 | 15 | 1 to 100 | 1 | 1 to 14 | 1 to 100 |
| 68 | 15 | 15 | 1 to 100 | 1 | 15 | 1 to 100 | 1 | 15 | -3, -2, -1 |
| 69 | 30 | 15 | 1 to 100 | 1 | 15 | 1 to 100 | 1 | 15 | 1 to 100 |
| 70 | 10,084 | -99 | -99 | -99 | -99 | -99 | -99 | -99 | -99 |
| 71 | 64 | -9 | -99 | -9 | -9 | -99 | -9 | -9 | -99 |
| 72 | 17,883 | 0 | -99 | 0 | 0 | -99 | 0 | 0 | -99 |
| 73 | 473 | 1 to 14 | -99 | 0 | 0 | -99 | 0 | 0 | -99 |
| 74 | 40 | 1 to 14 | -99 | 1 | 1 to 14 | -99 | 0 | 0 | -99 |
| 75 | 45 | 1 to 14 | -99 | 1 | 1 to 14 | -99 | 1 | 1 to 14 | -99 |
| 76 | 26 | 1 to 14 | 1 to 100 | 0 | 0 | -99 | 0 | 0 | -99 |
| 77 | 1 | 1 to 14 | 1 to 100 | 1 | 1 to 14 | -99 | 1 | 1 to 14 | -99 |
| 78 | 1 | 1 to 14 | 1 to 100 | 1 | 1 to 14 | 1 to 100 | 0 | 0 | -99 |
| 79 | 4 | 15 | -99 | 0 | 0 | -99 | 0 | 0 | -99 |
| **Total** | **1,245,009** | | | | | | | | |

This document is a research report submitted to the U.S. Department of Justice. This report has not been published by the Department. Opinions or points of view expressed are those of the author(s) and do not necessarily reflect the official position or policies of the U.S. Department of Justice.

To summarize, the following recodes are performed for respondents in the first and second quarters:

(1) If N99 = -99, missing data in B, E, and H are recoded to -99 (because questions are not applicable).

(2) If N99 = -9, missing data in B, E, and H are recoded to -9 (because questions were not answered).

(3) If N99 = 0, missing data in B, E, and H are recoded to 0 (because respondent was not victimized).

(4) If 0 ≤ N99 ≤ 14 and B is missing, missing data in B, E, and H are recoded to 0 (because respondent was not victimized by these perpetrators, respondent was victimized by other perpetrators).

(5) If N99 = 15 and B is missing, missing data in B, E, and H are recoded to -9 (because respondent was victimized, but perpetrator was not included in the list of 15).

(6) If 1 ≤ N99 ≤ 15, B ≠ 0, B ≠ -9, and E is missing:
   a. If N36 = -9, missing data in E are recoded to -9 (because respondent did not provide past three year initials).
   b. If N36 ≠ -9, missing data in E are recoded to 0 (because respondent was not victimized in the past three years or was victimized by other perpetrators).
   c. If E is recoded to 0, missing data in H are recoded to 0 (because respondent was not victimized in the past year).
   d. If E is recoded to -9:
      i. If F = -9, missing data in H are recoded to -9 (because respondent did not answer past year questions).
      ii. If F = 0, missing data in H are recoded to 0 (because respondent was not victimized in the past year).

(7) If 1 ≤ N99 ≤ 15, B ≠ 0, B ≠ -9, E ≠ 0, E ≠ -9, and H is missing:
   a. If N12 = -9, H is recoded to -9 (because respondent did not provide past year initials).
   b. If N12 ≠ -9, H is recoded to 0 (because respondent was not victimized in the past year or was victimized by other perpetrators).

The syntax to identify the different response patterns can be found in the syntax file "Q1&2 PERP PATTERNS.SPS." All data recodes are included in the "CLEAN NISVS PERP 2.SPS" syntax file.

## D. DATA CLEANING FOR PA, CCE, PV, ST, AND SV SECTIONS – THIRD AND FOURTH QUARTERS

A similar strategy was used to clean the data from the PA, CCE, PV, ST, and SV sections from the third and fourth quarters of 2010. Response patterns (across all 60 questions in the PA, CCE, PV, ST, and SV sections) were built by examining the number of lifetime perpetrators (N99), the number of lifetime victimizations by each perpetrator (in B), whether the respondent was victimized in the past three years (C), the number of past three year perpetrators (N36), the number of past three year victimizations by each perpetrator (in E), whether the respondent was victimized in the past year (F), the number of past year perpetrators (N12), and the number of past year victimizations by each perpetrator (in H).

This document is a research report submitted to the U.S. Department of Justice. This report has not been published by the Department. Opinions or points of view expressed are those of the author(s) and do not necessarily reflect the official position or policies of the U.S. Department of Justice.

There are 30,703 perpetrators in the third and fourth quarters and 60 questions in the PA, CCE, PV, ST, and SV sections, for a total of 1,842,180 response patterns. Across these 1,842,180 response patterns, we found 43 different (or unique) types of patterns.

**Table 17.3. Response Patterns in PA, CCE, PV, ST, and SV Sections (3rd and 4th Quarters)**

| Pattern | Freq. | N99 | B | C | N36 | E | F | N12 | H |
|---|---|---|---|---|---|---|---|---|---|
| 1 | 51,579 | -99 | missing | -99 | -99 | missing | -99 | -99 | missing |
| 2 | 84,417 | -9 | missing | -99 | -99 | missing | -9 | -9 | missing |
| 3 | 1,289,899 | 0 | missing | -99 | -99 | missing | 0 | 0 | missing |
| 4 | 770 | 1 to 14 | missing | -99 | -99 | missing | -9 | -9 | missing |
| 5 | 214,532 | 1 to 14 | missing | -99 | -99 | missing | 0 | 0 | missing |
| 6 | 16 | 1 to 14 | missing | -99 | -99 | missing | 1 | -9 | missing |
| 7 | 51,226 | 1 to 14 | missing | -99 | -99 | missing | 1 | 1 to 14 | missing |
| 8 | 402 | 1 to 14 | -3, -2, -1 | -99 | -99 | missing | -9 | -9 | missing |
| 9 | 668 | 1 to 14 | -3, -2, -1 | -99 | -99 | missing | 0 | 0 | missing |
| 10 | 46 | 1 to 14 | -3, -2, -1 | -99 | -99 | missing | 1 | 1 to 14 | missing |
| 11 | 29 | 1 to 14 | -3, -2, -1 | -99 | -99 | missing | 1 | 1 to 14 | -3, -2, -1 |
| 12 | 34 | 1 to 14 | -3, -2, -1 | -99 | -99 | missing | 1 | 1 to 14 | 1 to 100 |
| 13 | 253 | 1 to 14 | 1 to 100 | -99 | -99 | missing | -9 | -9 | missing |
| 14 | 79,811 | 1 to 14 | 1 to 100 | -99 | -99 | missing | 0 | 0 | missing |
| 15 | 21 | 1 to 14 | 1 to 100 | -99 | -99 | missing | 1 | -9 | missing |
| 16 | 6,995 | 1 to 14 | 1 to 100 | -99 | -99 | missing | 1 | 1 to 14 | missing |
| 17 | 60 | 1 to 14 | 1 to 100 | -99 | -99 | missing | 1 | 1 to 14 | -3, -2, -1 |
| 18 | 16,518 | 1 to 14 | 1 to 100 | -99 | -99 | missing | 1 | 1 to 14 | 1 to 100 |
| 19 | 35 | 15 | missing | -99 | -99 | missing | -9 | -9 | missing |
| 20 | 363 | 15 | missing | -99 | -99 | missing | 0 | 0 | missing |
| 21 | 16 | 15 | missing | -99 | -99 | missing | 1 | -9 | missing |
| 22 | 143 | 15 | missing | -99 | -99 | missing | 1 | 1 to 14 | missing |
| 23 | 37 | 15 | missing | -99 | -99 | missing | 1 | 15 | missing |
| 24 | 113 | 15 | -3, -2, -1 | -99 | -99 | missing | -9 | -9 | missing |
| 25 | 41 | 15 | -3, -2, -1 | -99 | -99 | missing | 0 | 0 | missing |
| 26 | 1 | 15 | -3, -2, -1 | -99 | -99 | missing | 1 | 1 to 14 | missing |
| 27 | 1 | 15 | -3, -2, -1 | -99 | -99 | missing | 1 | 1 to 14 | -3, -2, -1 |
| 28 | 22 | 15 | 1 to 100 | -99 | -99 | missing | -9 | -9 | missing |
| 29 | 979 | 15 | 1 to 100 | -99 | -99 | missing | 0 | 0 | missing |
| 30 | 30 | 15 | 1 to 100 | -99 | -99 | missing | 1 | -9 | missing |
| 31 | 525 | 15 | 1 to 100 | -99 | -99 | missing | 1 | 1 to 14 | missing |
| 32 | 10 | 15 | 1 to 100 | -99 | -99 | missing | 1 | 1 to 14 | -3, -2, -1 |
| 33 | 138 | 15 | 1 to 100 | -99 | -99 | missing | 1 | 1 to 14 | 1 to 100 |
| 34 | 11 | 15 | 1 to 100 | -99 | -99 | missing | 1 | 15 | -3, -2, -1 |
| 35 | 169 | 15 | 1 to 100 | -99 | -99 | missing | 1 | 15 | 1 to 100 |
| 36 | 14,293 | -99 | -99 | -99 | -99 | -99 | -99 | -99 | -99 |
| 37 | 182 | -9 | -99 | -99 | -99 | -99 | -9 | -9 | -99 |
| 38 | 26,801 | 0 | -99 | -99 | -99 | -99 | 0 | 0 | -99 |
| 39 | 882 | 1 to 14 | -99 | -99 | -99 | -99 | 0 | 0 | -99 |
| 40 | 81 | 1 to 14 | -99 | -99 | -99 | -99 | 1 | 1 to 14 | -99 |
| 41 | 3 | 1 to 14 | -3, -2, -1 | -99 | -99 | -99 | 0 | 0 | -99 |
| 42 | 26 | 1 to 14 | 1 to 100 | -99 | -99 | -99 | 0 | 0 | -99 |
| 43 | 2 | 1 to 14 | 1 to 100 | -99 | -99 | -99 | 1 | 1 to 14 | 1 to 100 |
| **Total** | **1,842,180** | | | | | | | | |

This document is a research report submitted to the U.S. Department of Justice. This report has not been published by the Department. Opinions or points of view expressed are those of the author(s) and do not necessarily reflect the official position or policies of the U.S. Department of Justice.

As expected, all C and N36 values equal -99 (there are no measures of victimization in the past three years for respondents interviewed in the third and fourth quarters of 2010). All E variables are recoded to -99.

The first three patterns are created in "CLEAN NISVS CORE.SPS," where missing data in N99 are recoded to -99 (when not applicable), -9 (when unknown), or 0 (when not victimized). Pattern #1 includes the perpetrators of respondents without children and the perpetrators of female respondents (respondents without children were not asked CCE8 and female respondents were not asked SV8, SV13, or SV18). For pattern #1, missing data in B and H are recoded to -99. Pattern #2 includes perpetrators of respondents who stopped the interview or skipped questions. For these perpetrators, missing data in B and H are recoded to -9. Pattern #3 includes perpetrators of respondents that reported not experiencing a particular type of victimization. For these perpetrators, missing data in B and H are recoded to 0.

In patterns #4 through #7, respondents were victimized in the lifetime, but they were not victimized by the perpetrators included in these response patterns (they were victimized by other perpetrators). For the perpetrators in these response patterns, missing data in B and H are recoded to 0.

Patterns #8 through #18 include perpetrators who victimized the respondents in the lifetime (when the total number of perpetrators was less than 15). Patterns #8 and #13 include perpetrators who victimized respondents in the lifetime, but it is unknown if they victimized the respondent in the past year (F = -9). For these perpetrators, missing data in H are recoded to -9. Patterns #9 and #14 include perpetrators who victimized respondents in the lifetime, but the respondents were not victimized in the past year (F = 0). For these perpetrators, missing data in H are recoded to 0. In pattern #15, respondents were victimized in the past year (F = 1), but they did not provide perpetrator initials. As a result, missing data in H are recoded to -9. Patterns #10 and #16 include perpetrators who victimized the respondent in the lifetime, but not in the past year (the respondents were victimized in the past year by other perpetrators). For these perpetrators, missing data in H are recoded to 0.

In patterns #19 through #35, respondents were victimized in the lifetime by 15 or more perpetrators. Patterns #19 through #23 include perpetrators that were not included in the list of 15 lifetime perpetrators. In these cases, it is impossible to know if these perpetrators victimized the respondent (only 15 perpetrator initials were collected). As a result, missing data in B and H are recoded to -9.

Patterns #24 through #35 include perpetrators that were included in the list of 15 lifetime perpetrators. Patterns #24 and #28 include perpetrators who victimized respondents in the lifetime, but it is unknown if they victimized the respondent in the past year (F = -9). For these perpetrators, missing data in H are recoded to -9. Patterns #25 and #29 include perpetrators who victimized respondents in the lifetime, but the respondents were not victimized by these perpetrators in the past year (F = 0). For these perpetrators, missing data in H are recoded to 0. Patterns #26 and #31 include perpetrators who victimized the respondent in the lifetime, but not in the past year (these respondents were victimized in the past year by other perpetrators). For these perpetrators, missing data in H are recoded to 0. In pattern #30, the respondents were victimized in the past year (F = 1), but they did not provide perpetrator initials (N12 = -9). As a result, missing data in H are recoded to -9.

The last eight patterns (#36 to #43) were created in Section B above (in the "CLEAN NISVS PERP 1.SPS" syntax file). Missing data in these patterns were already recoded. (Again, these recodes are changed in Chapter 25). Recoded response patterns are shown in the following table.

This document is a research report submitted to the U.S. Department of Justice. This report has not been published by the Department. Opinions or points of view expressed are those of the author(s) and do not necessarily reflect the official position or policies of the U.S. Department of Justice.

**Table 17.4. Recoded Response Patterns in PA, CCE, PV, ST, and SV Sections (3rd and 4th Quarters)**

| Pattern | Freq. | N99 | B | C | N36 | E | F | N12 | H |
|---|---|---|---|---|---|---|---|---|---|
| 1 | 51,579 | -99 | -99 | -99 | -99 | -99 | -99 | -99 | -99 |
| 2 | 84,417 | -9 | -9 | -99 | -99 | -99 | -9 | -9 | -9 |
| 3 | 1,289,899 | 0 | 0 | -99 | -99 | -99 | 0 | 0 | 0 |
| 4 | 770 | 1 to 14 | 0 | -99 | -99 | -99 | -9 | -9 | 0 |
| 5 | 214,532 | 1 to 14 | 0 | -99 | -99 | -99 | 0 | 0 | 0 |
| 6 | 16 | 1 to 14 | 0 | -99 | -99 | -99 | 1 | -9 | 0 |
| 7 | 51,226 | 1 to 14 | 0 | -99 | -99 | -99 | 1 | 1 to 14 | 0 |
| 8 | 402 | 1 to 14 | -3, -2, -1 | -99 | -99 | -99 | -9 | -9 | -9 |
| 9 | 668 | 1 to 14 | -3, -2, -1 | -99 | -99 | -99 | 0 | 0 | 0 |
| 10 | 46 | 1 to 14 | -3, -2, -1 | -99 | -99 | -99 | 1 | 1 to 14 | 0 |
| 11 | 29 | 1 to 14 | -3, -2, -1 | -99 | -99 | -99 | 1 | 1 to 14 | -3, -2, -1 |
| 12 | 34 | 1 to 14 | -3, -2, -1 | -99 | -99 | -99 | 1 | 1 to 14 | 1 to 100 |
| 13 | 253 | 1 to 14 | 1 to 100 | -99 | -99 | -99 | -9 | -9 | -9 |
| 14 | 79,811 | 1 to 14 | 1 to 100 | -99 | -99 | -99 | 0 | 0 | 0 |
| 15 | 21 | 1 to 14 | 1 to 100 | -99 | -99 | -99 | 1 | -9 | -9 |
| 16 | 6,995 | 1 to 14 | 1 to 100 | -99 | -99 | -99 | 1 | 1 to 14 | 0 |
| 17 | 60 | 1 to 14 | 1 to 100 | -99 | -99 | -99 | 1 | 1 to 14 | -3, -2, -1 |
| 18 | 16,518 | 1 to 14 | 1 to 100 | -99 | -99 | -99 | 1 | 1 to 14 | 1 to 100 |
| 19 | 35 | 15 | -9 | -99 | -99 | -99 | -9 | -9 | -9 |
| 20 | 363 | 15 | -9 | -99 | -99 | -99 | 0 | 0 | -9 |
| 21 | 16 | 15 | -9 | -99 | -99 | -99 | 1 | -9 | -9 |
| 22 | 143 | 15 | -9 | -99 | -99 | -99 | 1 | 1 to 14 | -9 |
| 23 | 37 | 15 | -9 | -99 | -99 | -99 | 1 | 15 | -9 |
| 24 | 113 | 15 | -3, -2, -1 | -99 | -99 | -99 | -9 | -9 | -9 |
| 25 | 41 | 15 | -3, -2, -1 | -99 | -99 | -99 | 0 | 0 | 0 |
| 26 | 1 | 15 | -3, -2, -1 | -99 | -99 | -99 | 1 | 1 to 14 | 0 |
| 27 | 1 | 15 | -3, -2, -1 | -99 | -99 | -99 | 1 | 1 to 14 | -3, -2, -1 |
| 28 | 22 | 15 | 1 to 100 | -99 | -99 | -99 | -9 | -9 | -9 |
| 29 | 979 | 15 | 1 to 100 | -99 | -99 | -99 | 0 | 0 | 0 |
| 30 | 30 | 15 | 1 to 100 | -99 | -99 | -99 | 1 | -9 | -9 |
| 31 | 525 | 15 | 1 to 100 | -99 | -99 | -99 | 1 | 1 to 14 | 0 |
| 32 | 10 | 15 | 1 to 100 | -99 | -99 | -99 | 1 | 1 to 14 | -3, -2, -1 |
| 33 | 138 | 15 | 1 to 100 | -99 | -99 | -99 | 1 | 1 to 14 | 1 to 100 |
| 34 | 11 | 15 | 1 to 100 | -99 | -99 | -99 | 1 | 15 | -3, -2, -1 |
| 35 | 169 | 15 | 1 to 100 | -99 | -99 | -99 | 1 | 15 | 1 to 100 |
| 36 | 14,293 | -99 | -99 | -99 | -99 | -99 | -99 | -99 | -99 |
| 37 | 182 | -9 | -99 | -99 | -99 | -99 | -9 | -9 | -99 |
| 38 | 26,801 | 0 | -99 | -99 | -99 | -99 | 0 | 0 | -99 |
| 39 | 882 | 1 to 14 | -99 | -99 | -99 | -99 | 0 | 0 | -99 |
| 40 | 81 | 1 to 14 | -99 | -99 | -99 | -99 | 1 | 1 to 14 | -99 |
| 41 | 3 | 1 to 14 | -3, -2, -1 | -99 | -99 | -99 | 0 | 0 | -99 |
| 42 | 26 | 1 to 14 | 1 to 100 | -99 | -99 | -99 | 0 | 0 | -99 |
| 43 | 2 | 1 to 14 | 1 to 100 | -99 | -99 | -99 | 1 | 1 to 14 | 1 to 100 |
| **Total** | **1,842,180** | | | | | | | | |

To summarize, the following recodes are performed for respondents in the third and fourth quarters:

(1) All missing data in E are recoded to -99 (because past three year questions were not asked in third and fourth quarter of 2010).

(2) If N99 = -99, missing data in B and H are recoded to -99 (because questions are not applicable).

This document is a research report submitted to the U.S. Department of Justice. This report has not been published by the Department. Opinions or points of view expressed are those of the author(s) and do not necessarily reflect the official position or policies of the U.S. Department of Justice.

(3) If N99 = -9, missing data in B and H are recoded to -9 (because questions were not answered).

(4) If N99 = 0, missing data in B and H are recoded to 0 (because respondent was not victimized).

(5) If 0 ≤ N99 ≤ 14 and B is missing, missing data in B and H are recoded to 0 (because respondent was not victimized by these perpetrators, respondent was victimized by other perpetrators).

(6) If N99 = 15 and B is missing, missing data in B and H are recoded to -9 (because respondent was victimized, but perpetrator was not included in the list of 15).

(7) If 1 ≤ N99 ≤ 15, B ≠ 0, B ≠ -9, and H is missing:
   a. If N12 = -9, missing data in H are recoded to -9 (because respondent did not provide past year initials).
   b. If N12 ≠ -9, missing data in H are recoded to 0 (because respondent was not victimized in the past year or was victimized by other perpetrators).

The syntax to identify the different response patterns can be found in the syntax file "Q3&4 PERP PATTERNS.SPS." All data recodes are included in the "CLEAN NISVS PERP 2.SPS" syntax file.

## E. DATA CLEANING FOR EPA, ECCE, AND EPV SECTIONS

Data cleaning was performed by examining the response pattern for each perpetrator-level variables (H) across all questions (EPA1 to EPV12).

Response patterns were built by examining the number of past year perpetrators (in N12) and the number of past year victimizations by each perpetrator (in H). The syntax to produce these response patterns is included in the "PERP ELDER PATTERNS.SPS" file. There are 28 questions in the EPA, ECCE, and EPV sections and a total of 51,482 perpetrators in the NISVS data, for a total of 1,441,496 response patterns (i.e., 28 x 51,482). Across these 1,441,496 response patterns, we found six different (or unique) types of patterns.

**Table 17.5. Response Patterns in EPA, ECCE, and EPV Sections**

| Pattern # | Frequency | N12 | H |
|---|---|---|---|
| 1 | 1,348,144 | -99 | missing |
| 2 | 2,941 | -9 | missing |
| 3 | 85,614 | 0 | missing |
| 4 | 3,991 | 1 to 14 | missing |
| 5 | 19 | 1 to 14 | -3, -2, -1 |
| 6 | 787 | 1 to 14 | 1 to 4 |
| **Total** | **1,441,496** | | |

Pattern #1 is established in the "NISVS RECODE.SPS" syntax file. It includes the perpetrators of the respondents who were not asked any of the EPA1 to EPV12 questions (because the respondents were under than 70 years of age). There are 18,840 respondents who were under 70 years of age. Together,

This document is a research report submitted to the U.S. Department of Justice. This report has not been published by the Department. Opinions or points of view expressed are those of the author(s) and do not necessarily reflect the official position or policies of the U.S. Department of Justice.

they reported information on 48,148 perpetrators (48,148 perpetrators * 28 questions = 1,348,144 response patterns). For this response pattern, H is recoded to -99.

Pattern #2 includes perpetrators of respondents who stopped the interview or skipped questions. For these perpetrators, missing data in H are recoded to -9. Pattern #3 includes perpetrators of respondents that reported not experiencing a particular type of victimization. For these perpetrators, missing data in H are recoded to 0. In pattern #4, respondents were victimized in the past year, but they were not victimized by the perpetrators included in these response patterns (they were victimized by perpetrators in response patterns #5 and #6). For the perpetrators in these response patterns, missing data in H are recoded to 0. Recoded response patterns are shown in the following table.

**Table 17.6. Recoded Response Patterns in EPA, ECCE, and EPV Sections**

| Pattern # | Frequency | N12 | H |
|---|---|---|---|
| 1 | 1,348,144 | -99 | -99 |
| 2 | 2,941 | -9 | -9 |
| 3 | 85,614 | 0 | 0 |
| 4 | 3,991 | 1 to 14 | 0 |
| 5 | 19 | 1 to 14 | -3, -2, -1 |
| 6 | 787 | 1 to 14 | 1 to 4 |
| **Total** | **1,441,496** | | |

All data recodes (from Sections C, D, and E) are included in the "CLEAN NISVS PERP 2.SPS" syntax file. This syntax file then produces the final perpetrator level data file "FINAL CLEAN NISVS PERP.SAV". It includes 51,482 observations and 596 variables.

Data & Files in the "FINAL NISVS PERP" folder:

| | | | |
|---|---|---|---|
| FINAL CLEAN NISVS PERP | 5/19/2014 7:11 AM | SPSS Statistics Data Document | 35,879 KB |
| CLEAN NISVS PERP 2 | 5/19/2014 7:11 AM | SPSS Statistics Syntax File | 9 KB |
| PERP ELDER PATTERNS | 5/19/2014 7:10 AM | SPSS Statistics Data Document | 1 KB |
| PERP ELDER PATTERNS | 5/19/2014 7:09 AM | SPSS Statistics Syntax File | 11 KB |
| Q3&4 PATTERNS | 5/19/2014 7:08 AM | SPSS Statistics Data Document | 3 KB |
| Q3&4 PERP PATTERNS | 5/19/2014 7:06 AM | SPSS Statistics Syntax File | 36 KB |
| Q1&2 PATTERNS | 5/19/2014 7:06 AM | SPSS Statistics Data Document | 3 KB |
| Q1&2 PERP PATTERNS | 5/19/2014 7:05 AM | SPSS Statistics Syntax File | 36 KB |
| HALF CLEAN NISVS PERP | 5/19/2014 7:04 AM | SPSS Statistics Data Document | 35,426 KB |
| CLEAN NISVS PERP 1 | 5/19/2014 7:04 AM | SPSS Statistics Syntax File | 2 KB |
| SV PERP PATTERNS | 5/19/2014 7:03 AM | SPSS Statistics Syntax File | 2 KB |
| FINAL NISVS PERP | 5/19/2014 7:03 AM | SPSS Statistics Data Document | 35,426 KB |
| CREATE FINAL NISVS PERP | 5/19/2014 6:58 AM | SPSS Statistics Syntax File | 11 KB |

## F. LIMITATIONS OF DATA CLEANING

There are four types of data problems that are not addressed in this chapter. The first, with perpetrator gender, is described in the previous section. There are male perpetrators that victimized the respondents in ways that are not possible (e.g., male perpetrators do not have a vagina). There are

This document is a research report submitted to the U.S. Department of Justice. This report has not been published by the Department. Opinions or points of view expressed are those of the author(s) and do not necessarily reflect the official position or policies of the U.S. Department of Justice.

female perpetrators that victimized the respondents in ways that are not possible (e.g., female perpetrators do not have a penis). There are perpetrators whose gender is unknown, but could be determined based on how they victimized the respondents. These data problems are not addressed in this chapter.

Second, when the number of lifetime perpetrators is 15, missing data in B, E, and H are recoded to -9 (see patterns #47 through #52 in tables 17.1 and 17.2 and patterns #19 through #24 in tables 17.3 and 17.4). The CATI system only collected 15 perpetrator initials for each lifetime question. Data were then collected for these 15 perpetrators. We argued and assumed that it was impossible to know if the other perpetrators did or did not victimize the respondents. As a result, data for these other perpetrators (i.e., the ones not included in the list of 15) are recoded to -9. According to the survey instrument, respondents provided initials for previously identified perpetrators before providing initials for new perpetrators (i.e., respondents were asked the **I*** questions before the **A*** questions). The **A*** questions would only be asked if fewer than 15 initials were provided in **I***. If that were true, one could then assume that if new perpetrators are identified in **A***, missing data for previously identified perpetrators not included in **I*** could then be recoded to 0 instead of -9. In these cases, we would know that these perpetrators did not victimize the respondent because the respondent identified new perpetrators (which implies that data from all previously identified perpetrators were collected). However, it is clear that interviewers did not always follow the script provided in the survey to collect perpetrator initials (this explains, for example, why the order of the perpetrators in **L***, **T***, and **Y*** changes). If all interviewers had followed the script provided in the survey, the order of the perpetrators (within behaviors and across behaviors) would never change. If "X" was the first perpetrator identified by the respondent, anytime "X" was a perpetrator, s/he would be the first in the list of perpetrators. However, the data are structured differently (see Chapter 2, Section B; see also CDC's "Orientation to the Analysis of 2010 NISVS Raw Data"). As a result, it raises questions about how perpetrator initials were really collected. Given these uncertainties, when the number of lifetime perpetrators was 15, missing data in B, E, and H are recoded to -9.

Third, new perpetrators were created in Chapters 13 and 16. In this chapter, missing data for these new perpetrators are recoded the same way that missing data for other perpetrators are recoded. More specifically, no attempt was made to determine if missing data recodes should be different for these new perpetrators than for other perpetrators. Depending on the scope of one's analysis, one may need a more refined plan to recode missing data. For example, when a new perpetrator is created in the R section, there are no data in the victimization sections for that perpetrator. When the respondent reported no lifetime victimizations for a particular behavior (e.g., PV1N99 = 0), analysts could recode the victimization data for the new perpetrator to 0. When the respondent did report lifetime victimizations for a particular behavior (e.g., PV2N99 > 0), analysts could potentially recode the victimization data for the new perpetrator to -9. These types of recodes are not necessary for the scope of NIJ's analysis and are therefore not included in this chapter.

Fourth, there are incongruences in the answers provided by respondents in the **B***, **E***, and **H*** questions. By definition, the number of past year victimizations should be less than or equal to the number of victimizations in the past three years. Similarly, the number of past three year victimizations should be less than or equal to the number of lifetime victimizations. The CATI system was not programmed to prevent respondents from providing incongruent answers. There are perpetrators in the first and second quarters for whom **H*** > **E*** or **E*** > **B***. There are also perpetrators in the third and fourth quarters for whom **H*** > **B***. In addition, there are missing data in **B***, **E***, and **H*** that could be recoded by examining response patterns. For example, if a perpetrator victimized a respondent more

This document is a research report submitted to the U.S. Department of Justice. This report has not been published by the Department. Opinions or points of view expressed are those of the author(s) and do not necessarily reflect the official position or policies of the U.S. Department of Justice.

than 50 times in the past year (e.g., **PA1H*** = 4), then any missing data in **B*** could be recoded to 4 (i.e., "more than 50 times"). These data problems are not addressed in this chapter.

Fifth, data from the stalking and sexual violence follow-up sections are not examined or cleaned in this chapter. The perpetrator-level stalking follow-up data is cleaned in Chapter 18 and the perpetrator-level sexual violence follow-up data is cleaned in Chapter 20.

This document is a research report submitted to the U.S. Department of Justice. This report has not been published by the Department. Opinions or points of view expressed are those of the author(s) and do not necessarily reflect the official position or policies of the U.S. Department of Justice.

# DOCUMENTATION FOR ANALYSIS OF VIOLENCE AGAINST AMERICAN INDIAN AND ALASKA NATIVE WOMEN AND MEN: 2010 FINDINGS FROM THE NATIONAL INTIMATE PARTNER AND SEXUAL VIOLENCE SURVEY (NISVS) BY THE NATIONAL INSTITUTE OF JUSTICE

## CHAPTER 18
## STALKING FOLLOW-UP SECTION

The stalking data include nine follow-up questions (at the perpetrator level). Perpetrator initials (in alphabetical order) are identified in STFU_# (where # = 1 to 94). (Note, there are no respondents with 31 or more perpetrators, so STFU_# and all follow-up questions are only defined for STFU_1 to STFU_30). The nine follow-up questions are:

| | |
|---|---|
| STFU1_# | Age at first victimization by perpetrator STFU_# |
| STFU2_# | Age at last victimization by perpetrator STFU_# |
| STFU3_# | <u>If STFU1_# = STFU2_#</u>: Length of stalking (#) by perpetrator STFU_# |
| STFU4_# | <u>If STFU1_# = STFU2_#</u>: Length of stalking (unit) by perpetrator STFU_# |
| STFU5_# | Ever fearful because of perpetrator STFU_# |
| STFU6_# | <u>If STFU5_# = 1</u>: Maximum amount of fear because of perpetrator STFU_# |
| STFU7_# | Property damaged by perpetrator STFU_# |
| STFU8_# | Threats of physical harm by perpetrator STFU_# |
| STFU9_# | Believed serious harm or killing by perpetrator STFU_# |

The NISVS surveys and codebooks from RTI and CDC state that:

> "(NOTE: one behavior, one time gets no follow-up questions – for stalking either has to be more than one behavior at least one time, or one behavior more than one time)."

This appears to be incorrect because follow-up questions were asked for every perpetrator initials collected in the stalking section.

This chapter extracts the stalking follow-up data, cleans the stalking follow-up data, and merges the stalking follow-up data to the perpetrator-level file created in the previous chapter.

### A. EXTRACTING THE STALKING FOLLOW-UP DATA

The stalking follow-up data are included in the "FINAL ST.SAV" data file (see Chapter 11). The data (STFU_# to STFU9_#) were restructured so that each perpetrator (STFU_#) would have his/her own case (with STFU1 to STFU9 as variables). The restructured data file is created by the "CREATE ST PERP.SPS" syntax file. The restructured data file is saved as "ST PERP.SAV". It includes 18,723 observations (perpetrators) and 11 variables.

### B. DATA CLEANING

Data checks were performed to ensure that all values were within valid ranges. In addition, data checks were performed to check the logical consistency of the data (e.g., skip patterns). More specifically, the following data checks were performed:

This document is a research report submitted to the U.S. Department of Justice. This report has not been published by the Department. Opinions or points of view expressed are those of the author(s) and do not necessarily reflect the official position or policies of the U.S. Department of Justice.

(1) There are no duplicate initials in STFU
(2) Data values for STFU1 and STFU2 are in valid range (-3 to 100)
(3) STFU2 is greater than or equal to STFU1
(4) STFU1 and STFU2 are both less than or equal to the respondent's age
(5) Data values for STFU3 are in valid range (-3, -2, -1, 1 to 365)
(6) STFU3 has a value when STFU1 = STFU2, and only when STFU1 = STFU2
(7) Data values for STFU4 are in valid range (-3, -2, -1, 1 to 4)
(8) STFU4 has a value when STFU3 has a value, and only when STFU3 has a value
(9) Data values for STFU5 are in valid range (-3, -2, -1, 1, 2)
(10) Data values for STFU6 are in valid range (-3, -2, -1, 1 to 3)
(11) STFU6 has a value when STFU5 = 1, and only when STFU5 = 1
(12) Data values for STFU7 are in valid range (-3, -2, -1, 1, 2)
(13) Data values for STFU8 are in valid range (-3, -2, -1, 1, 2)
(14) Data values for STFU9 are in valid range (-3, -2, -1, 1, 2)

All data checks are included in the "ST PERP DATA CHECKS.SPS" syntax file.

Two respondents have duplicate perpetrator initials in the stalking follow-up data. Respondent 103313711 identified two perpetrators with the initials "[PERP 05]" (one for ST2 and one for ST5). In Chapter 13, the "[PERP 05]" perpetrator in section ST2 was recoded to "10331371[REC02-PERP 05-GPOP]" and the "[PERP 05]" perpetrator in section ST5 was recoded to "10331371[REC03-PERP 05-GPOP]". Similar recodes are executed in this chapter. The first perpetrator initials are recoded to "10331371[REC02-PERP 05-GPOP]" and the second perpetrator initials are recoded to "10331371[REC03-PERP 05-GPOP]". The links to the previous stalking data were maintained because the stalking follow-up data are the same for both perpetrators. Respondent 104669681 identified two perpetrators with the initials "[PERP 07]" (one for ST1 and one for ST4). In Chapter 13, the "[PERP 07]" perpetrator in ST1 was recoded to "10466968[REC01-PERP 07-GPOP]" and the "[PERP 07]" perpetrator in section ST4 was recoded to "10466968[REC02-PERP 07-GPOP]". Similar recodes are executed in this chapter (again, the links to the previous stalking data were maintained because the stalking follow-up data are the same for both perpetrators). The first perpetrator initials are recoded to "10466968[REC01-PERP 07-GPOP]" and the second perpetrator initials are recoded to "10466968[REC02-PERP 07-GPOP]".

There are 12 respondents who were older at the time of the first victimization than they were at the time of the last victimization (i.e., STFU2 > STFU1). There are also 86 instances where the respondent was younger at time of the survey than they were when first or last victimized. These problems are not addressed in this chapter (or anywhere else). Analysts who wish to use STFU1 or STFU2 will likely need to perform more comprehensive data checks before implementing a solution.

As in previous data files, it appears that missing data codes are inconsistently used. There are 566 instances where STFU3 is coded as -3 (when STFU1 and STFU2 are also coded as -3). There are also 576 instances where a value for STFU6 is defined when STFU5 is not equal to 1 (when STFU5 and STFU6 are both coded as -3).

For STFU1, STFU2, STFU5, STFU7, STFU8, and STFU9, all system missing values and all values for missing data (i.e., -3, -2, and -1) are recoded to -9. For STFU3, STFU4, and STFU6, all system missing values and all values for missing data (i.e., -3, -2, -1) are initially recoded to -99. Missing data (-99's) in STFU3 and STFU4 are then recoded to -9 when STFU1 = STFU2 (and STFU1 ≠ -9). Missing data (-99s) in STFU6 are then recoded to -9 when STFU5 = 1. For these variables (STFU3, STFU4, and STFU6), the -99 code indicates that this question was not applicable while the -9 code indicates that the question was applicable but there is no answer.

This document is a research report submitted to the U.S. Department of Justice. This report has not been published by the Department. Opinions or points of view expressed are those of the author(s) and do not necessarily reflect the official position or policies of the U.S. Department of Justice.

All recodes are included in the "ST PERP DATA CLEANING.SPS" syntax file. New variable and value labels are created. The cleaned data file is then saved as "CLEAN ST PERP.SAV". It includes 18,723 observations (perpetrators) and 11 variables. Data checks were performed again to make sure that all data recodes were executed successfully (these data checks are included in the "ST PERP DATA CHECKS 2.SPS" syntax file). Again, problems with incongruent answers for STFU1 and STFU2 (age at first and last victimizations) were not addressed in this chapter.

## C. FULL PERPETRATOR-LEVEL STALKING DATA FILE

One additional data file is created to combine the clean perpetrator-level stalking data (in "FINAL CLEAN NISVS PERP.SAV") with the clean perpetrator-level stalking follow-up data (in "CLEAN ST PERP.SAV"). There are four perpetrators included in the "CLEAN ST PERP.SAV" data file that are not included in the "FINAL CLEAN NISVS PERP.SAV" data file. The initials for these four perpetrators (for respondents 102262241, 102290271, 103417781, and 103689891) were recoded in chapter 13 because the respondents had provided duplicate initials. In two of these cases (for ZRID 102290271 and 103689891), the respondent experienced stalking behaviors by only one recoded perpetrator. In these cases, the stalking follow-up data are linked to that perpetrator. More specifically, the stalking followup data for perpetrator "[PERP 02]" (ZRID = 102290271) are linked to the stalking data for "10229027[REC03-PERP 02-GPOP]" and the stalking follow-up data for perpetrator "[PERP 01]" (ZRID = 103689891) are linked to the stalking data for "10368989[REC01-PERP 01-GPOP]." In the other two cases (for ZRID 102262241 and 103417781), the respondent experienced stalking behaviors by more than one recoded perpetrator. In these cases, it is impossible to know with certainty which perpetrator(s) the respondents were referring to. As a result, it is not possible to link the follow-up data for these two perpetrators to the other stalking data. As a result, perpetrator initials are recoded. More specifically, perpetrator "[PERP 01]" is recoded to "10226224[REC23-PERP 01-GPOP]" (ZRID = 102262241) and perpetrator "[PERP 01]" is recoded to "10341778[REC07-PERP 01-GPOP]" (ZRID = 103417781).

For these two new perpetrators ("10226224[REC23-PERP 01-GPOP]" and "10341778[REC07-PERP 01-GPOP]"), all missing respondent-level data (i.e., RSEX, RC1, H10, and all N99, N36, and N12 variables) are recoded to the original respondent-level values (e.g., if the respondent is female, the missing value in RSEX was recoded to "2"). The perpetrator-level stalking data (ST1N99 to ST7H) are recoded using the logic in the previous chapter. For respondent 102262241 (who was interviewed in the second quarter of 2010):

(1) If N99 = -99, missing data in B, E, and H are recoded to -99 (because questions are not applicable).
(2) If N99 = -9, missing data in B, E, and H are recoded to -9 (because questions were not answered).
(3) If N99 = 0, missing data in B, E, and H are recoded to 0 (because respondent was not victimized).
(4) If 0 ≤ N99 ≤ 14 and B is missing, missing data in B, E, and H are recoded to 0 (because respondent was not victimized by these perpetrators, respondent was victimized by other perpetrators).
(5) If N99 = 15 and B is missing, missing data in B, E, and H are recoded to -9 (because respondent was victimized, but perpetrator was not included in the list of 15).
(6) If 1 ≤ N99 ≤ 15, B ≠ 0, B ≠ -9, and E is missing:
    a. If N36 = -9, missing data in E are recoded to -9 (because respondent did not provide past three year initials).
    b. If N36 ≠ -9, missing data in E are recoded to 0 (because respondent was not victimized in the past three years or was victimized by other perpetrators).

This document is a research report submitted to the U.S. Department of Justice. This report has not been published by the Department. Opinions or points of view expressed are those of the author(s) and do not necessarily reflect the official position or policies of the U.S. Department of Justice.

c. If E is recoded to 0, missing data in H are recoded to 0 (because respondent was not victimized in the past year).
d. If E is recoded to -9:
    i. If F = -9, missing data in H are recoded to -9 (because respondent did not answer past year questions).
    ii. If F = 0, missing data in H are recoded to 0 (because respondent was not victimized in the past year).

(7) If 1 ≤ N99 ≤ 15, B ≠ 0, B ≠ -9, E ≠ 0, E ≠ -9, and H is missing:
    a. If N12 = -9, H is recoded to -9 (because respondent did not provide past year initials).
    b. If N12 ≠ -9, H is recoded to 0 (because respondent was not victimized in the past year or was victimized by other perpetrators).

For respondent 103417781 (who was interviewed in the third quarter of 2010):

(1) All missing data in E are recoded to -99 (because past three year questions were not asked in third and fourth quarter of 2010).
(2) If N99 = -99, missing data in B and H are recoded to -99 (because questions are not applicable).
(3) If N99 = -9, missing data in B and H are recoded to -9 (because questions were not answered).
(4) If N99 = 0, missing data in B and H are recoded to 0 (because respondent was not victimized).
(5) If 0 ≤ N99 ≤ 14 and B is missing, missing data in B and H are recoded to 0 (because respondent was not victimized by these perpetrators, respondent was victimized by other perpetrators).
(6) If N99 = 15 and B is missing, missing data in B and H are recoded to -9 (because respondent was victimized, but perpetrator was not included in the list of 15).
(7) If 1 ≤ N99 ≤ 15, B ≠ 0, B ≠ -9, and H is missing:
    a. If N12 = -9, missing data in H are recoded to -9 (because respondent did not provide past year initials).
    b. If N12 ≠ -9, missing data in H are recoded to 0 (because respondent was not victimized in the past year or was victimized by other perpetrators).

Note that not all of these recodes apply (e.g., -99 is not a valid value for ST#N99). There are different ways to recode the perpetrator-level data. These different ways will have no impact on stalking estimates (all four of these respondents were stalked by other perpetrators).

Data files are merged in the "CREATE FULL ST PERP.SPS" syntax file. Of the 51,482 perpetrators in the "FINAL CLEAN NISVS PERP.SAV" data file, 32,761 have no stalking follow-up data. Of the 32,761 that have no stalking data, 232 should have stalking data but their initials were previously recoded. The other 32,529 perpetrators did not meet the selection criterion for the STFU section. Because the selection criterion appears to be incorrectly described in the surveys, a new variable (INSTFU) was created to indicate if the perpetrator should be included in the STFU section. INSTFU was coded as 1 (for "yes") when at least one of the lifetime stalking behaviors (i.e., ST1B, ST2B, ST3B, ST4B, ST5B, ST6B, or ST7B) equaled -3, -2, -1, 1, 2, 3, or 4. More specifically, INSTFU was coded as 1 when any of the following conditions were met: ST1B > 0, ST2B > 0, ST3B > 0, ST4B > 0, ST5B > 0, ST6B > 0, ST7B > 0, ST1B = -3, ST1B = -2, ST1B = -1, ST2B = -3, ST2B = -2, ST2B = -1, ST3B = -3, ST3B = -2, ST3B = -1, ST4B = -3, ST4B = -2, ST4B = -1, ST5B = -3, ST5B = -2, ST5B = -1, ST6B = -3, ST6B = -2, ST6B = -1, ST7B = -3, ST7B = -2, or ST7B = -1. For the 32,529 perpetrators that did not meet the selection criterion for the STFU section, system missing data in STFU1 to STFU9 are recoded to -98. For the 232 perpetrators that should have been included but weren't because their initials had been recoded, system missing data in STFU1, STFU2, STFU5, STFU7, STFU8, and STFU9 are recoded to -9 while system missing data in STFU3, STFU4,

This document is a research report submitted to the U.S. Department of Justice. This report has not been published by the Department. Opinions or points of view expressed are those of the author(s) and do not necessarily reflect the official position or policies of the U.S. Department of Justice.

and STFU6 are recoded to -99 (following the logic in the previous section). (Note, these recodes are changed in Chapter 25).

The resulting data file ("FULL ST PERP.SAV") includes 51,484 observations and 71 variables.

Data & Files in "ST PERP" folder:

| | | | |
|---|---|---|---|
| FULL ST PERP | 8/17/2014 5:27 AM | SPSS Statistics Data Document | 5,738 KB |
| CREATE FULL ST PERP | 8/17/2014 5:21 AM | SPSS Statistics Syntax File | 7 KB |
| ST PERP DATA CHECKS 2 | 5/19/2014 10:01 AM | SPSS Statistics Syntax File | 5 KB |
| CLEAN ST PERP | 5/19/2014 9:57 AM | SPSS Statistics Data Document | 699 KB |
| ST PERP DATA CLEANING | 5/19/2014 9:57 AM | SPSS Statistics Syntax File | 3 KB |
| ST PERP DATA CHECKS | 5/19/2014 8:30 AM | SPSS Statistics Syntax File | 5 KB |
| ST PERP | 5/19/2014 8:29 AM | SPSS Statistics Data Document | 699 KB |
| CREATE ST PERP | 5/19/2014 8:29 AM | SPSS Statistics Syntax File | 2 KB |

This document is a research report submitted to the U.S. Department of Justice. This report has not been published by the Department. Opinions or points of view expressed are those of the author(s) and do not necessarily reflect the official position or policies of the U.S. Department of Justice.

# DOCUMENTATION FOR ANALYSIS OF VIOLENCE AGAINST AMERICAN INDIAN AND ALASKA NATIVE WOMEN AND MEN: 2010 FINDINGS FROM THE NATIONAL INTIMATE PARTNER AND SEXUAL VIOLENCE SURVEY (NISVS) BY THE NATIONAL INSTITUTE OF JUSTICE

## CHAPTER 19
## CORE MEASURES OF VICTIMIZATION

The core measures of victimization analyzed by CDC include measures of sexual violence, stalking, and violence by intimate partners. Measures of sexual violence include both rape and other sexual violence. The measure of rape includes measures of completed forced penetration, attempted forced penetration, and completed alcohol / drug facilitated penetration. The measure of other sexual violence includes being made to penetrate, sexual coercion, unwanted sexual contact, and non-contact unwanted sexual experiences. The measure of violence by intimate partners includes psychological aggression (which includes expressive aggression and coercive control), control of reproductive or sexual health, physical violence (which includes being slapped, pushed or shoved and severe physical violence), stalking, and sexual violence (which again includes both rape and other sexual violence).

The core measures of victimization analyzed by CDC are described further in Sections A, B, and C of this chapter. Additional details are available in CDC's "Orientation to the Analysis of 2010 NISVS Raw Data" and in the 2010 Summary Report. Sections A, B, and C also provide details on the NIJ analysis plan and explain the differences between the NIJ and CDC analysis plans. Key differences in data analysis are summarized in Section D. Details on the NIJ analysis plan for each composite are then provided in sections E through U:

E. Completed Forced Penetration
F. Completed Alcohol or Drug Facilitated Penetration
G. Attempted Forced Penetration
H. Sexual Violence with Penetration
I. Sexual Coercion
J. Unwanted Sexual Contact
K. Non-Contact Unwanted Sexual Experiences
L. Other Sexual Violence
M. Sexual Violence
N. Stalking
O. Being Slapped, Pushed or Shoved by Intimate Partners
P. Severe Physical Violence by Intimate Partners
Q. Physical Violence by Intimate Partners
R. Psychological Aggression by Intimate Partners
S. Coercive Control by Intimate Partners
T. Expressive Aggression by Intimate Partners
U. Control of Reproductive or Sexual Health by Intimate Partners

When results are somewhat comparable, side-by-side comparisons of the NIJ and CDC estimates are provided. The NIJ estimates are different than the CDC estimates because of differences in data cleaning (documented in previous chapters) and data analysis (documented in this chapter).

This document is a research report submitted to the U.S. Department of Justice. This report has not been published by the Department. Opinions or points of view expressed are those of the author(s) and do not necessarily reflect the official position or policies of the U.S. Department of Justice.

## A. DIFFERENCES BETWEEN CDC AND NIJ ANALYSIS PLANS FOR SEXUAL VIOLENCE

The NIJ analysis plan for sexual violence is drastically different than CDC's (additional details are included in Sections E through M). The CDC sexual violence measures include three measures of rape (completed forced penetration, completed alcohol/drug facilitated penetration, and attempted forced penetration) and four measures of other sexual violence (being made to penetrate someone else, sexual coercion, unwanted sexual contact, and non-contact unwanted sexual experiences).

**Figure 19.1. Sexual Violence Composites in CDC Analysis Plan**

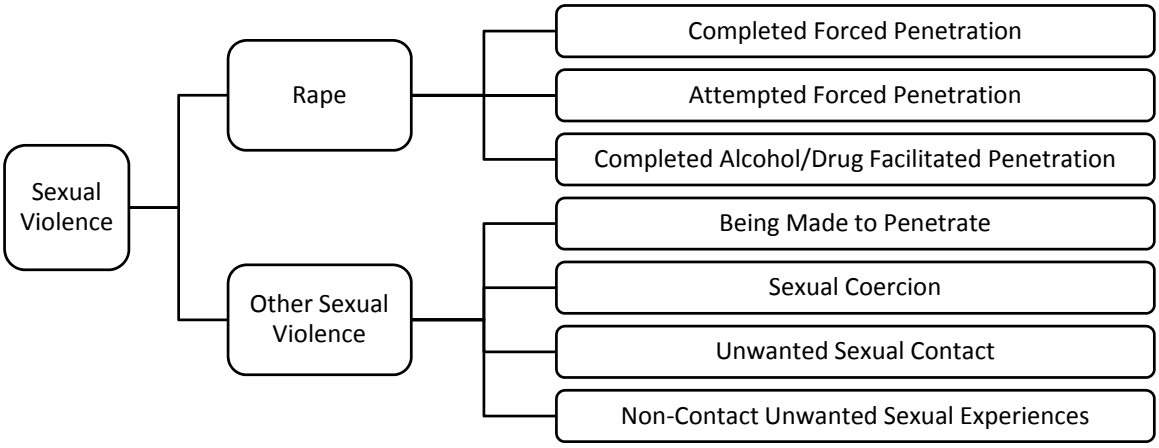


More specifically, the CDC analysis plan for sexual violence victimization includes seven first-order composites created from the variables in the sexual violence (SV) section (see Figure 19.1). These include completed forced penetration, attempted forced penetration, completed alcohol/drug facilitated penetration, being made to penetrate, sexual coercion, unwanted sexual contact, and non-contact unwanted sexual experiences. The first three composites (completed forced penetration, attempted forced penetration, completed alcohol/drug facilitated penetration) are combined to create a second-order composite for rape. The last four composites (being made to penetrate, sexual coercion, unwanted sexual contact, and non-contact unwanted sexual experiences) are combined to create a second-order composite for other sexual violence. Finally, rape and other sexual violence are combined to create a third-order composite for sexual violence.

There are two important differences between the CDC and the NIJ analysis plans. First, the NIJ analysis plan for sexual violence was developed to create mutually exclusive composites (i.e., composites that did not include variables that belong to other composites). This difference impacts CDC's measures of completed forced penetration, completed alcohol or drug involved penetration, attempted forced penetration, and being made to penetrate someone else.

Under the CDC analysis plan:

(1) When the perpetrator was male, "being made to perform oral sex" was classified as a measure of rape, when in fact it could measure both rape (when they put their penis in your mouth) and being made to penetrate someone else (when they made you penetrate their vagina or anus).
(2) When the respondent was male, "being made to receive oral sex" was classified as a measure of being made to penetrate someone else, when in fact it could measure both being made to

This document is a research report submitted to the U.S. Department of Justice. This report has not been published by the Department. Opinions or points of view expressed are those of the author(s) and do not necessarily reflect the official position or policies of the U.S. Department of Justice.

penetrate someone else (when they put their mouth on your penis) and rape (when they put their mouth on your anus).

(3) When the perpetrator and respondent were both female or both male, "someone trying to have vaginal, oral, or anal sex" was classified as a measure of rape, when in fact it could measure both rape and being made to penetrate someone else (having oral sex includes both being made to perform oral sex and being made to receive oral sex, and having anal sex includes both being made to perform anal sex and being made to receive anal sex).

The CDC composites are not mutually exclusive because the composites for completed forced penetration, completed alcohol or drug involved penetration, and attempted forced penetration include elements of being made to penetrate someone else. Similarly, the composite for being made to penetrate someone else includes elements of completed forced penetration, completed alcohol or drug involved penetration, and attempted forced penetration. Additional details are shown in Table 19.1.

**Table 19.1. Sexual Violence Questions and Composites in the CDC Analysis Plan**

| Questions | Female Respondents | | Male Respondents | |
|---|---|---|---|---|
| | Male Perpetrators | Female Perpetrators | Male Perpetrators | Female Perpetrators |
| **"Perform oral sex" (SV10 & SV15)** | | | | |
| • Someone put their penis in your mouth | Rape | N/A | Rape | N/A |
| • Someone made you penetrate their vagina with your mouth | N/A | Being made to penetrate | N/A | Being made to penetrate |
| • Someone made you penetrate their anus with your mouth | ***Rape*[1]** | Being made to penetrate | ***Rape*[1]** | Being made to penetrate |
| **"Receive oral sex" (SV11 & SV16)** | | | | |
| • Someone put their mouth on your penis | N/A | N/A | Being made to penetrate | Being made to penetrate |
| • Someone put their mouth on your vagina | Rape | Rape | N/A | N/A |
| • Someone put their mouth on your anus | Rape | Rape | ***Being made to penetrate*[2]** | ***Being made to penetrate*[2]** |
| **"Try to have vaginal, oral, or anal sex" (SV19)** | | | | |
| • Someone tried to have vaginal sex with you | Rape | N/A | N/A | N/A |
| • Someone tried to have oral sex with you | Rape | ***Rape*[3]** | ***Rape*[3]** | Being made to penetrate |
| • Someone tried to have anal sex with you | Rape | N/A | ***Rape*[4]** | Being made to penetrate |

*Notes: 1 – Incorrectly classified as rape; should be classified as being made to penetrate.*
*2 – Incorrectly classified as being made to penetrate; should be classified as rape.*
*3 – Classification is unclear; may include someone making the respondent perform oral sex (being made to penetrate) and someone making the respondent receive oral sex (rape).*
*4 – Classification is unclear; may include someone making the respondent perform anal sex (being made to penetrate) and someone making the respondent receive anal sex (rape).*
*N/A – Not asked or deemed not applicable and not included in any definition.*

This document is a research report submitted to the U.S. Department of Justice. This report has not been published by the Department. Opinions or points of view expressed are those of the author(s) and do not necessarily reflect the official position or policies of the U.S. Department of Justice.

Under the CDC analysis plan, there are five questions that could be included in multiple measures of sexual violence (SV10, SV11, SV15, SV16, and SV19). These five questions are about being made to perform oral sex by force or threats of physical harm; being made to receive oral sex by force or threats of physical harm; being made to perform oral sex when alcohol or drug intoxicated and unable to consent; being made to receive oral sex when alcohol or drug intoxicated and unable to consent; and someone trying to have vaginal, oral, or anal sex with you. These five questions could measure both rape (completed force penetration, completed alcohol or drug facilitated penetration, or attempted forced penetration) and other sexual violence (being made to penetrate someone else). The NIJ analysis plan was developed to avoid these misclassifications.

The NIJ analysis plan also excluded variables that were not related to sexual violence. The CDC analysis plan includes one variable (SV4, "being harassed in a public place in a way that makes you feel unsafe") as a measure of non-contact unwanted sexual experiences. However, this question is about general harassment (not unwanted sexual experiences). It is therefore excluded from the NIJ analysis plan.

To summarize, the CDC analysis plan for sexual violence includes the following problems:

(1) The measure for non-contact unwanted sexual experiences includes SV4 ("How many people have ever verbally harassed you while you were in a public place in a way that made you feel unsafe?"), but this question is not about unwanted sexual experiences.
(2) The measure for rape includes SV10 and SV15 (performing oral sex). Performing oral sex includes someone making you penetrate their anus with your mouth (see note #1 in Figure 19.1). This should not be included in the measure of rape. Instead, it should be included in the measure of being made to penetrate someone else.
(3) The measure for being made to penetrate someone else includes SV11 and SV16 (receiving oral sex). Receiving oral sex includes someone putting their mouth on your anus (see note #2 in Figure 19.1). This should not be included in the measure of being made to penetrate someone else. Instead, it should be included in the measure of rape.
(4) The measure for rape includes SV19 (trying to have vaginal, oral, or anal sex). In some cases, trying to have vaginal, oral, or anal sex could include either rape or being made to penetrate someone else (see notes #3 and #4 in Figure 19.1). In these cases, SV19 was arbitrarily included in the measure of rape (but it measures both rape and being made to penetrate someone else).

These differences are important because they bias the estimates of sexual violence. Estimates of non-contract unwanted sexual experiences are biased because they include SV4, but this question is not about sexual violence. Estimates of rape are biased because they include SV10, SV15, and SV19 when these questions sometimes measure being made to penetrate someone else. They are also biased because they exclude SV11 and SV16 when these questions sometimes measure rape. Estimates of being made to penetrate someone else are biased because they include SV11 and SV16 when these questions sometimes measure rape. They are also biased because they exclude SV10, SV15, and SV19 when these questions sometimes measure being made to penetrate someone else.

Regardless of the magnitude of the bias in these estimates, the NIJ plan was developed to avoid these problems. As a result, a different categorization was used, as shown in Figure 19.2. Contrary to the CDC plan, "being made to penetrate" is not included in other sexual violence. Under the NIJ analysis plan, "being made to penetrate" is always included in sexual violence with penetration (because being made to penetrate includes penetration, and because it is impossible to separate "being made to penetrate" from the other questions on penetration). SV15 and SV16 are included in completed forced penetration, SV19 is included in attempted forced penetration, and SV10 and SV11 are included in

This document is a research report submitted to the U.S. Department of Justice. This report has not been published by the Department. Opinions or points of view expressed are those of the author(s) and do not necessarily reflect the official position or policies of the U.S. Department of Justice.

completed alcohol or drug facilitated penetration. While it would be advantageous to keep "being made to penetrate" as a separate composite, it is not possible to do so. Some questions include both "being made to penetrate" and being penetrated (see Table 19.1).

**Figure 19.2. Composites for Sexual Violence in NIJ Analysis Plan**

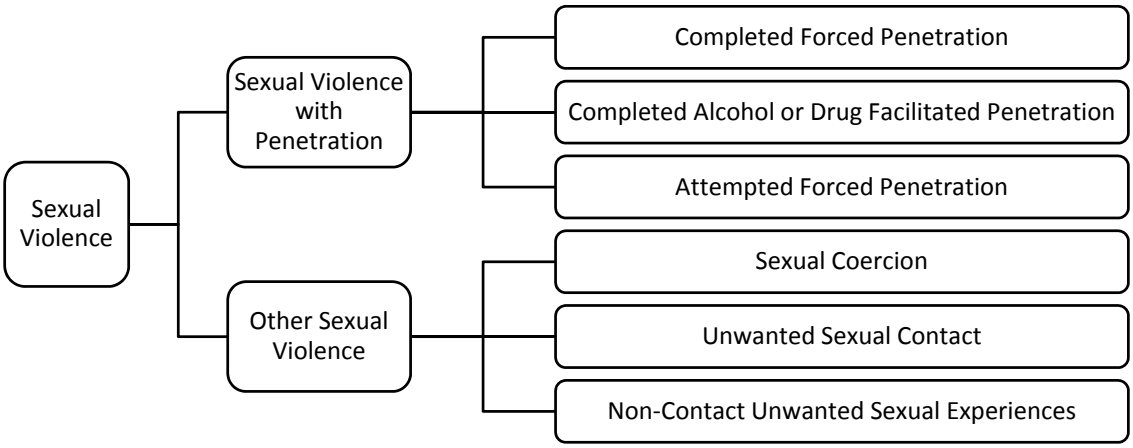


**Table 19.2. Behaviors Included in NIJ's Measure of Completed Forced Penetration**

| Question / Behavior | | Female Respondents | Male Respondents |
|---|---|---|---|
| SV12 | A man or boy put his penis in your vagina | Made to receive vaginal sex | (Not included) |
| | A woman or girl made you put your penis in her vagina | (Not included) | Made to perform vaginal sex |
| SV13 | Someone made you put your penis into their anus | (Not included) | Made to perform anal sex |
| SV14 | A man or boy put his penis into your anus | Made to receive anal sex | Made to receive anal sex |
| SV15 | A man or boy put his penis in your mouth | Made to perform oral sex | Made to perform oral sex |
| | Someone made you penetrate their vagina with your mouth | Made to perform oral sex | Made to perform oral sex |
| | Someone made you penetrate their anus with your mouth | Made to perform oral sex | Made to perform oral sex |
| SV16 | Someone put their mouth on your penis | (Not included) | Made to receive oral sex |
| | Someone put their mouth on your vagina | Made to receive oral sex | (Not included) |
| | Someone put their mouth on your anus | Made to receive oral sex | Made to receive oral sex |
| SV17 | Someone put their fingers or an object in your vagina | Made to receive vaginal sex | (Not included) |
| | Someone put their fingers or an object in your anus | Made to receive anal sex | Made to receive anal sex |

The NIJ analysis plan for sexual violence includes sexual violence with penetration and other sexual violence. Sexual violence with penetration includes completed forced penetration, completed alcohol

This document is a research report submitted to the U.S. Department of Justice. This report has not been published by the Department. Opinions or points of view expressed are those of the author(s) and do not necessarily reflect the official position or policies of the U.S. Department of Justice.

or drug facilitated penetration, and attempted forced penetration. Other sexual violence includes sexual coercion, unwanted sexual contact, and non-contract unwanted sexual experiences. Details on the NIJ measure of completed forced penetration are shown in Table 19.2.

Completed forced penetration includes all questions that measure being made to receive or perform vaginal sex, anal sex, and oral sex. The NIJ plan maintains the behaviorally-specific nature of the questions. It does not try to differentiate between being penetrated and being made to penetrate (because it is not possible to accurately do so). Being made to receive vaginal sex is defined for female respondents only. It includes instances when a man or a boy put his penis in the respondent's vagina (SV12) and instances when someone else (either male or female) to put their fingers or an object in the respondent's vagina (SV17). Being made to receive anal sex includes instances when a man or a boy put his penis in the respondent's anus (SV14) and instances when someone else (either male or female) put their fingers or an object in the respondent's anus (SV17). For female respondents, being made to receive oral sex includes instances when someone else put his or her mouth on the respondent's vagina or anus (SV16). For male respondents, being made to receive oral sex includes instances when someone else put his or her mouth on the respondent's penis or anus (SV16). Being made to perform vaginal sex and being made to perform anal sex are defined for male respondents only. Being made to perform vaginal sex includes instances when the respondent was made to put his penis into someone else's vagina (SV12). Being made perform anal sex includes instances when the respondent was made to put his penis into someone else's anus (SV13). Being made to perform oral sex includes instances when a man or a boy put his penis in the respondent's mouth and instances when the respondents were made to put their mouth on someone else's vagina or anus (SV15).

In the NIJ plan, SV15 measures being made to perform oral sex and SV16 measures being made to receive oral sex (and both are included in the measure of completed forced penetration). This is consistent with the behaviorally-specific survey questions. The CDC analysis plan excluded SV15 when the perpetrator was female (because these were considered to be forms of being made to penetrate), but did not exclude SV15 when the perpetrator was male (because these were considered to be forms of completed forced penetration). This is incorrect, because SV15 includes instances when respondents were made to put their mouth on a male perpetrator's anus. These instances should not have been included in CDC's measure of completed forced penetration. The CDC analysis plan excluded SV16 when the respondent was male (again because these were considered to be forms of being made to penetrate). This is also incorrect, because it includes instances when a perpetrator put his or her mouth on a male respondent's anus. These instances should have been included in CDC's measure of completed forced penetration, but they were not. It is not possible to split SV15 or SV16 to differentiate between being penetrated and being made to penetrate (even when considering different combinations of respondents and perpetrators by gender). As a result, the NIJ analysis plan keeps all behaviors within SV15 together as a measure of being made to perform oral sex and all behaviors within SV16 together as a measure of being made to receive oral sex.

The NIJ structure for completed alcohol or drug facilitated penetration is very similar to the NIJ structure for completed forced penetration. A summary of all behaviors and questions included in NIJ's measure of completed alcohol or drug facilitated penetration is included in Table 19.3. Completed alcohol or drug facilitated penetration includes being made to receive vaginal sex, being made to receive anal sex, being made to receive oral sex, being made to perform vaginal sex, being made to perform anal sex, and being made to perform oral sex. Being made to receive vaginal sex is defined for female respondents only. It includes instances when a man or a boy put his penis in the respondent's vagina (SV7). Being made to receive anal sex includes instances when a man or a boy put his penis in the respondent's anus

This document is a research report submitted to the U.S. Department of Justice. This report has not been published by the Department. Opinions or points of view expressed are those of the author(s) and do not necessarily reflect the official position or policies of the U.S. Department of Justice.

(SV9). For female respondents, being made to receive oral sex includes instances when someone else put his or her mouth on the respondent's vagina or anus (SV11). For male respondents, being made to receive oral sex includes instances when someone else put his or her mouth on the respondent's penis or anus (SV11). Being made to perform vaginal sex and being made to perform anal sex are defined for male respondents only. Being made to perform vaginal sex includes instances when the respondent was made to put his penis into someone else's vagina (SV7). Being made perform anal sex includes instances when the respondent was made to put his penis into someone else's anus (SV8). Being made to perform oral sex includes instances when a man or a boy put his penis in the respondent's mouth and instances when the respondents were made to put their mouth on someone else's vagina or anus (SV10).

**Table 19.3. Behaviors Included in NIJ's Measure of Completed Alcohol or Drug Facilitated Penetration**

| Question / Behavior | | Female Respondents | Male Respondents |
|---|---|---|---|
| SV7 | A man or boy put his penis your vagina | Made to receive vaginal sex | (Not included) |
| | A woman or girl made you put your penis in her vagina | (Not included) | Made to perform vaginal sex |
| SV8 | Someone made you put your penis into their anus | (Not included) | Made to perform anal sex |
| SV9 | A man or boy put his penis into your anus | Made to receive anal sex | Made to receive anal sex |
| SV10 | A man or boy put his penis in your mouth | Made to perform oral sex | Made to perform oral sex |
| | Someone made you penetrate their vagina with your mouth | Made to perform oral sex | Made to perform oral sex |
| | Someone made you penetrate their anus with your mouth | Made to perform oral sex | Made to perform oral sex |
| SV11 | Someone put their mouth on your penis | (Not included) | Made to receive oral sex |
| | Someone put their mouth on your vagina | Made to receive oral sex | (Not included) |
| | Someone put their mouth on your anus | Made to receive oral sex | Made to receive oral sex |

The CDC analysis plan excluded SV10 when the perpetrator was female (because these were considered to be forms of being made to penetrate), but did not exclude SV10 when the perpetrator was male (because these were considered to be forms of completed forced penetration). This is incorrect (as it was for SV15), because it includes instances when respondents were made to put their mouth on a male perpetrator's anus. These instances should not have been included in CDC's measure of completed alcohol or drug facilitated penetration. The CDC analysis plan excluded SV11 when the respondent was male (again because these were considered to be forms of being made to penetrate). This is also incorrect (as it was for SV16), because it includes instances when a perpetrator put his or her mouth on a male respondent's anus. These instances should have been included in CDC's measure of completed alcohol or drug facilitated penetration, but they were not. It is not possible to split SV10 or SV11 to differentiate between being penetrated and being made to penetrate (even when considering different combinations of respondents and perpetrators by gender). As a result, the NIJ analysis plan keeps all behaviors within SV10 together as a measure of being made to perform oral sex and all behaviors within SV11 together as a measure of being made to receive oral sex.

This document is a research report submitted to the U.S. Department of Justice. This report has not been published by the Department. Opinions or points of view expressed are those of the author(s) and do not necessarily reflect the official position or policies of the U.S. Department of Justice.

Finally, the NIJ measure of attempted forced penetration includes the behaviorally-specific measures of attempts to make the respondent receive vaginal, anal, and oral sex, as well as the behaviorally-specific measures of attempts to make the respondent perform vaginal, anal, and oral sex. Details are shown in Table 19.4. Being made to perform vaginal sex is defined for male respondents only. It includes instances when attempts were made to make the respondent put his penis into someone else's vagina (SV18). SV19 includes all other behaviors (within a single question). For female respondents, SV19 includes being made to receive vaginal sex (when a man or boy tried to put his penis in the respondent's vagina), being made to receive anal sex (when a man or a boy tried to put his penis in the respondent's anus), being made to receive oral sex (when someone tried to put their mouth on the respondent's vagina or anus), and being made to perform oral sex (when a man or a boy tried to put his penis in the respondent's mouth, and when someone tried to make the respondent put her mouth on their vagina or anus). For male respondents, SV19 includes being made to receive anal sex (when a man or boy tried to put his penis in the respondent's anus), being made to receive oral sex (when someone tried to put their mouth on the respondent's penis or anus), being made to perform anal sex (when someone tried to make the respondent put his penis into their anus), and being made to perform oral sex (when a man or a boy tried to put his penis in the respondent's mouth, and when someone tried to make the respondent put his mouth on their vagina or anus).

**Table 19.4. Behaviors Included in NIJ's Measure of Attempted Forced Penetration**

| Question / Behavior | | Female Respondents | Male Respondents |
|---|---|---|---|
| SV18 | A woman or girl tried to make you put your penis in her vagina | (Not included) | Made to perform vaginal sex |
| SV19 | A man or boy tried to put his penis in your vagina | Made to receive vaginal sex | (Not included) |
| | A man or boy tried to put his penis in your mouth | Made to perform oral sex | Made to perform oral sex |
| | Someone tried to make you penetrate their vagina with your mouth | Made to perform oral sex | Made to perform oral sex |
| | Someone tried to make you penetrate their anus with your mouth | Made to perform oral sex | Made to perform oral sex |
| | Someone tried to put their mouth on your penis | (Not included) | Made to receive oral sex |
| | Someone tried put their mouth on your vagina | Made to receive oral sex | (Not included) |
| | Someone tried put their mouth on your anus | Made to receive oral sex | Made to receive oral sex |
| | A man or boy tried to put his penis into your anus | Made to receive anal sex | Made to receive anal sex |
| | Someone tried to make you put your penis into their anus | (Not included) | Made to perform anal sex |

The CDC analysis plan excluded SV19 when the respondent was male and the perpetrator was female (because these were considered to be forms of being made to penetrate). The CDC plan did not exclude SV19 when the respondent was female or when the respondent and the perpetrator were both male (because these were considered to be forms of completed forced penetration). This is incorrect,

This document is a research report submitted to the U.S. Department of Justice. This report has not been published by the Department. Opinions or points of view expressed are those of the author(s) and do not necessarily reflect the official position or policies of the U.S. Department of Justice.

because it includes instances when respondents (both male and female) were made to put their mouth on a male perpetrator's anus and instances when a male respondent was made to put his penis into a male perpetrator's anus. These instances should not have been included in CDC's measure of completed forced penetration. It is not possible to split SV19 to differentiate between being penetrated and being made to penetrate (even when considering different combinations of respondents and perpetrators by gender). As a result, the NIJ analysis plan keeps all behaviors within SV19 together. In addition, note that the 2010 NISVS survey did not include questions about attempted penetration with fingers or objects.

To summarize, the NIJ measure of sexual violence with penetration includes completed forced penetration, completed alcohol or drug facilitated penetration, and attempted forced penetration. These composites were developed to be mutually exclusive, so that no composite includes elements that should have been included in another composite. To achieve this, the NIJ plan focuses on the behaviorally-specific nature of the survey questions. It does not focus on the distinction between being made to penetrate and being penetrated. There may be valid concerns about ignoring this important distinction. Unfortunately, it is not possible to accurately make this distinction using the 2010 NISVS data (and the CDC analysis plan was not able to accomplish this either). It is important to emphasize that the CDC measures of rape do include some forms of being made to penetrate someone else (and the CDC measures of being made to penetrate someone else do include some forms of rape). A significant limitation with the 2010 NISVS survey is that some questions measure both penetration and being made to penetrate. The key difference between the CDC and NIJ plans is that the CDC plan excludes some (but not all) forms of being made to penetrate from the CDC measure of rape, while the NIJ plan does not. The NIJ plan includes all forms of being made to penetrate under sexual violence with penetration. It also uses the behaviorally specific questions in NISVS to develop behaviorally specific composites (this should reduce the misinterpretation of the composites, just as it reduces the respondents' misinterpretation of the questions). For example, rather than using the term "being made to penetrate," the NIJ plan specifically identifies what was penetrated. (Note, however, that it does not specifically identify what it was penetrated by; i.e., a penis, fingers, or an object).

There are some additional limitations that are important to emphasize. For obvious reasons, the NISVS survey did not ask male respondents if they had been vaginally penetrated. As a result, it is important to emphasize that the measures of penetration include different questions for males and females (based on how respondents identified themselves). For respondents who identified themselves as being female, penetration (both by force and by alcohol or drug facilitation) includes penetration of their vagina or anus. For respondents who identified themselves as being male, penetration (both by force and by alcohol or drug facilitation) is limited to penetration of their anus. In addition, the NISVS survey did not ask female respondents if they had been made to penetrate someone else. All questions on being made to penetrate someone else are about instances when the respondent was made to penetrate another with his penis (there are no questions about being made to penetrate with fingers or an object). Penetration by fingers or an object is only included in the measure of completed forced penetration. The NISVS survey did not ask respondents if they had been vaginally or anally penetrated by fingers or an object when they were drunk, high, drugged, or passed out and unable to consent. The NISVS survey also did not ask how many people had use force or threats of physical harm to try to put fingers or objects in the respondent's vagina or anus. These limitations apply to both the CDC and NIJ analysis plans. These are particularly important to consider when comparing results between males and females or between different types of penetration (because the measures for females and males are different, as are the measures for completed forced penetration and alcohol or drug facilitated penetration).

This document is a research report submitted to the U.S. Department of Justice. This report has not been published by the Department. Opinions or points of view expressed are those of the author(s) and do not necessarily reflect the official position or policies of the U.S. Department of Justice.

Other sexual violence in the NIJ analysis plan includes sexual coercion, unwanted sexual contact, and non-contact unwanted sexual experiences (see Table 19.5). It does not include being made to penetrate. In addition, it does not include SV4 (being harassed in a public place in a way that made the respondent feel unsafe). With the exceptions just noted, the other sexual violence measures are identical to the measures developed by CDC. (Recall that SV19 was renamed to SV20, SV20 was renamed to SV21, and SV21 was renamed to SV22; see Chapter 2).

**Table 19.5. Behaviors Included in NIJ's Measure of Other Sexual Violence**

| Question / Behavior | | Composite |
|---|---|---|
| SV1 | Exposed sexual body parts, flashed you, or masturbated in front of you? | Non-contact unwanted sexual experiences |
| SV2 | Made you show your sexual body parts to them? | Non-contact unwanted sexual experiences |
| SV3 | Made you look at or participate in sexual photos or movies? | Non-contact unwanted sexual experiences |
| SV5 | Kissed you in a sexual way? | Unwanted sexual contact |
| SV6 | Fondled or grabbed your sexual body parts? | Unwanted sexual contact |
| SV20 | Pressured to have sex after being told lies, false promises, etc.? | Sexual coercion |
| SV21 | Pressured to have sex after being worn down or showing unhappiness? | Sexual coercion |
| SV22 | Pressured to have sex after using their influence or authority over you? | Sexual Coercion |

The remainder of this section provides additional details on each composite within the NIJ sexual violence analysis plan.

For females, completed forced penetration is a composite that combines SV12, SV14, SV15, SV16, and SV17. For males, completed forced penetration also includes SV13. Additional details are provided in Section E.

SV12 Made you have vaginal sex? (Using physical force or threats of physical harm).
SV13 Made you perform anal sex? (Using physical force or threats of physical harm).
SV14 Made you receive anal sex? (Using physical force or threats of physical harm).
SV15 Made you perform oral sex? (Using physical force or threats of physical harm).
SV16 Made you receive oral sex? (Using physical force or threats of physical harm).
SV17 Put their fingers or an object in your vagina or anus? (Using physical force or threats of physical harm).

For females, additional estimates are provided for being made to receive vaginal or anal sex (SV12, SV14, and SV17), being made to receive oral sex (SV16), and being made to perform oral sex (SV15). For males, additional estimates are provided for being made to receive anal sex (SV14 and SV17), being made to receive oral sex (SV16), being made to perform vaginal or anal sex (SV12 and SV13), and being made to perform oral sex (SV15). Additional details are included in Section E.

This document is a research report submitted to the U.S. Department of Justice. This report has not been published by the Department. Opinions or points of view expressed are those of the author(s) and do not necessarily reflect the official position or policies of the U.S. Department of Justice.

For females, completed alcohol or drug facilitated penetration is a composite that combines SV7, SV9, SV10, and SV11. For males, completed forced penetration also includes SV8. Additional details are provided in Section F.

- SV7 Had vaginal sex with you? (When you were drunk, high, drugged, or passed out and unable to consent)
- SV8 Made you perform anal sex? (When you were drunk, high, drugged, or passed out and unable to consent)
- SV9 Made you receive anal sex? (When you were drunk, high, drugged, or passed out and unable to consent)
- SV10 Made you perform oral sex? (When you were drunk, high, drugged, or passed out and unable to consent)
- SV11 Made you receive oral sex? (When you were drunk, high, drugged, or passed out and unable to consent)

For females, additional estimates are provided for being made to receive vaginal or anal sex (SV7 and SV9), being made to receive oral sex (SV11), and being made to perform oral sex (SV10). For males, additional estimates are provided for being made to receive anal sex (SV9), being made to receive oral sex (SV11), being made to perform vaginal or anal sex (SV7 and SV8), and being made to perform oral sex (SV10). Additional details are included in Section F.

For females, attempted forced penetration includes SV19. For males, attempted forced penetration includes both SV18 and SV19. Additional details are provided in Section G.

- SV18 Tried to make you have vaginal sex with them, but sex did not happen? (Using physical force or threats of physical harm).
- SV19 Tried to have vaginal, oral, or anal sex with you, but sex did not happen? (Using physical force or threats of physical harm).

Sexual violence with penetration is then a second-order composite that combines completed forced penetration, completed alcohol or drug facilitated penetration, and attempted forced penetration. Additional details are included in Section H.

For both males and females, sexual coercion is a composite that combines SV20, SV21, and SV22. Additional details are shown in Section I. (Recall that SV19 was renamed to SV20, SV20 was renamed to SV21, and SV21 was renamed to SV22; see Chapter 2).

- SV20 Pressured you to have vaginal, oral, or anal sex by doing things like telling you lies, making promises about the future they knew were untrue, threatening to end your relationship, or threatening to spread rumors about you?
- SV21 Pressured you to have vaginal, oral, or anal sex by wearing you down by repeatedly asking for sex, or showing they were unhappy?
- SV22 Pressured you to have vaginal, oral, or anal sex by using their influence or authority over you, for example, your boss or your teacher?

Unwanted sexual contact is a composite that combines SV5 and SV6. Additional details are shown in Section J.

- SV5 Kissed you in a sexual way?
- SV6 Fondled or grabbed your sexual body parts?

This document is a research report submitted to the U.S. Department of Justice. This report has not been published by the Department. Opinions or points of view expressed are those of the author(s) and do not necessarily reflect the official position or policies of the U.S. Department of Justice.

Non-contact unwanted sexual experiences is a composite that combines SV1, SV2, and SV3. Additional details are shown in Section K.

SV1 Exposed their sexual body parts to you, flashed you, or masturbated in front of you?
SV2 Made you show your sexual body parts to them?
SV3 Made you look at or participate in sexual photos or movies?

Other sexual violence is then a second-order composite that combines sexual coercion, unwanted sexual contact, and non-contact unwanted sexual experiences. Additional details are shown in Section L.

Finally, sexual violence is a composite that combines sexual violence with penetration and other sexual violence. Additional details are shown in Section M.

## B. DIFFERENCES BETWEEN CDC AND NIJ ANALYSIS PLANS FOR STALKING

The CDC analysis plan for stalking victimization included one first-order composite (stalking). It was created from the variables in the stalking (ST) section (ST1 through ST7):

ST1 Made unwanted phone calls to you or left you messages?
ST2 Sent you unwanted emails, instant messages, or sent messages through websites like MySpace or Facebook?
ST3 Left you cards, letters, flowers, or presents when they knew you didn't want them to?
ST4 Watched or followed you from a distance, or spied on you with a listening device, camera, or GPS?
ST5 Approached you or showed up in places, such as your home, workplace, or school when you didn't want them to be there?
ST6 Left strange or potentially threatening items for you to find?
ST7 Sneaked into your home or car and did things to scare you by letting you know they had been there?

The NIJ analysis plan uses the same seven stalking behaviors (ST1 to ST7). Both the NIJ and CDC analysis plans requires that respondents experience (a) two different types of stalking behaviors by the same perpetrator or (b) the same stalking behavior by the same perpetrator multiple times.

Contrary to the CDC analysis plan, the NIJ stalking measure does not require respondents to feel very fearful or to believe that they or someone close to them would be harmed or killed. Instead, the NIJ stalking measure requires respondents to report that (a) they felt fear (any level of fear, from a little fearful to very fearful), (b) the perpetrator damaged their personal property or belongings, such as in their home or car, (c) the perpetrator made threats to physically harm them, or (d) they believed that they or someone close to them would be seriously harmed or killed. More specifically, fear is measured by four follow-up variables:

STFU5 Were you ever fearful?
STFU7 Ever had damage to your personal property or belongings, such as in your home or car?
STFU8 Ever had threats of physical harm?
STFU9 Ever believed you or someone close to you would be seriously harmed or killed?

Under any of these conditions, a reasonable person would be afraid and the perpetrator's course of conduct would meet the definition of stalking. Because stalking is measured at the perpetrator-level, the measure of stalking is developed from the perpetrator-level data set ("FULL ST PERP.SAV").

This document is a research report submitted to the U.S. Department of Justice. This report has not been published by the Department. Opinions or points of view expressed are those of the author(s) and do not necessarily reflect the official position or policies of the U.S. Department of Justice.

Additional details are provided in Section N. The following diagram illustrates the NIJ coding plan for lifetime and past year stalking (and how it accounts for missing data, see additional details in Section D below).

**Figure 19.3. NIJ Analysis Plan for Stalking**

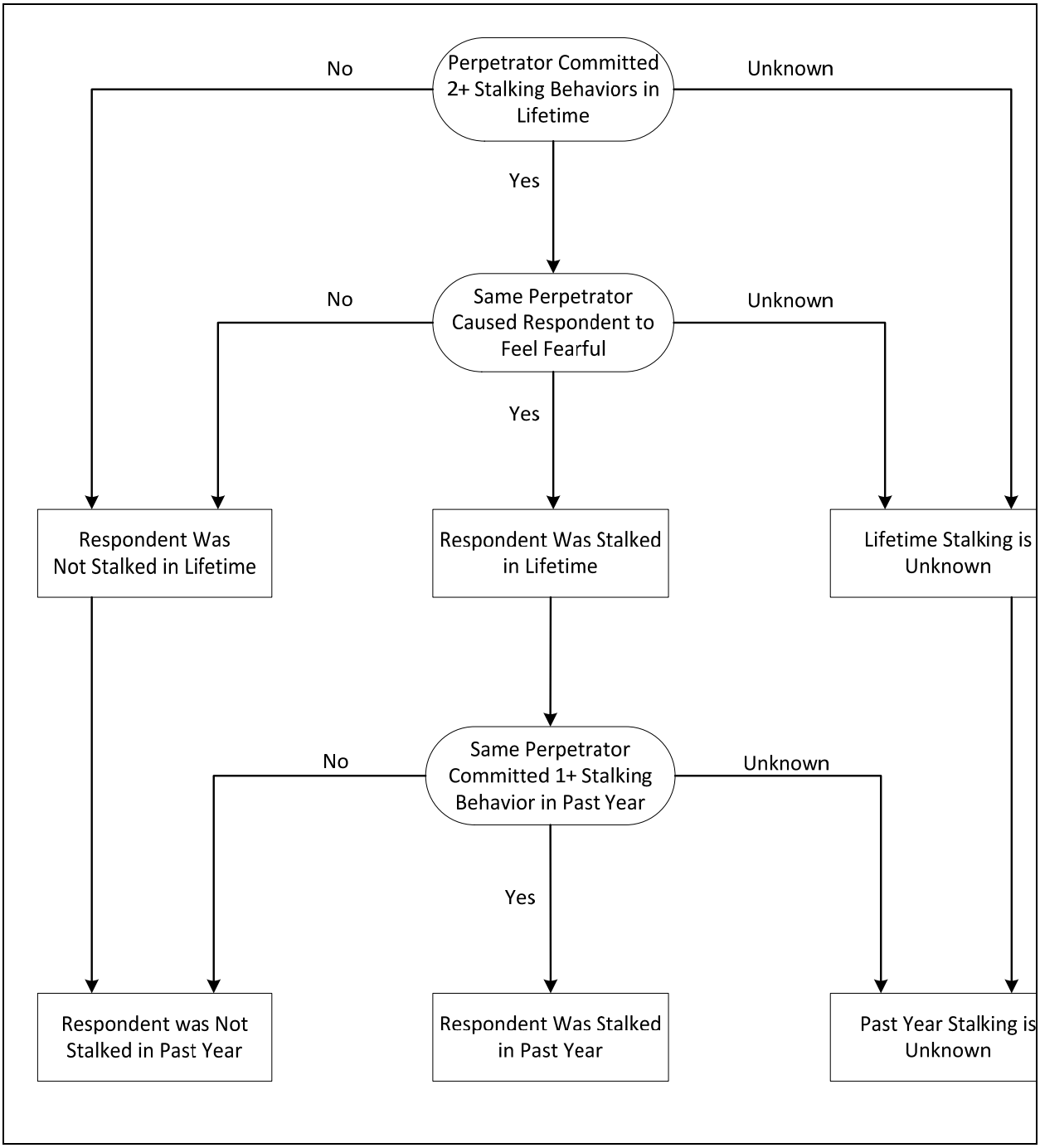


This document is a research report submitted to the U.S. Department of Justice. This report has not been published by the Department. Opinions or points of view expressed are those of the author(s) and do not necessarily reflect the official position or policies of the U.S. Department of Justice.

## C. DIFFERENCES BETWEEN THE CDC AND NIJ ANALYSIS PLANS FOR INTIMATE PARTNER VIOLENCE

The CDC analysis plan for violence by an intimate partner includes six first-order composites (being slapped, pushed, or shoved; severe physical violence; expressive aggression; coercive control; stalking; and control of reproductive or sexual health), four second-order composites (rape, other sexual violence, physical violence, and psychological aggression), one third-order composite (sexual violence), and one fourth-order composite (violence by an intimate partner; see Figure 19.3).

**Figure 19.4. Intimate Partner Violence Composites in CDC Analysis Plan**

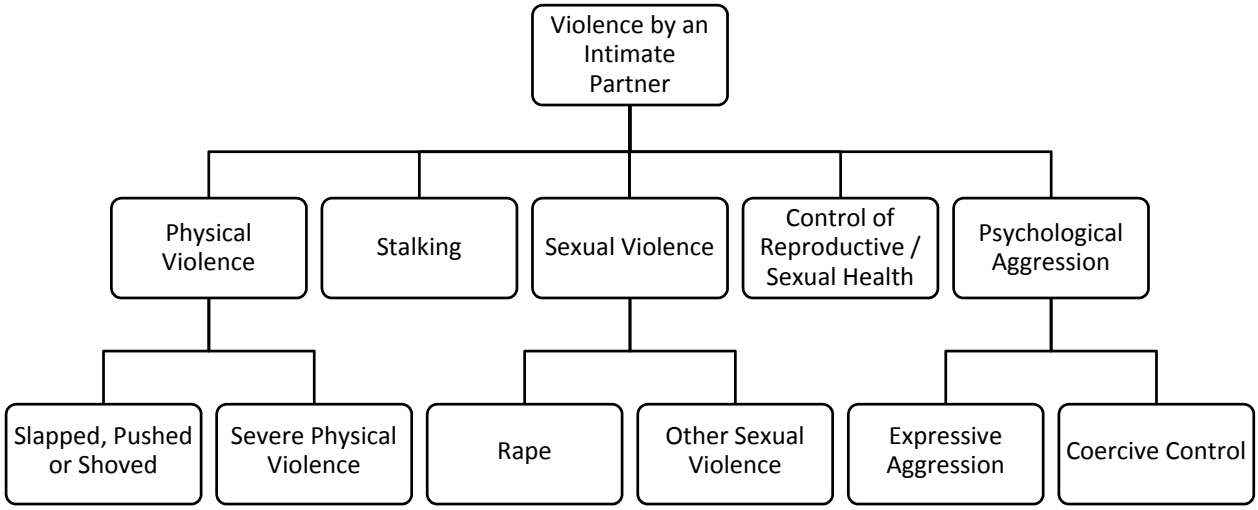


*Note: the composites for rape and other sexual violence are described further in Figure 19.1.*

Sexual violence includes rape and other sexual violence (as defined in Figure 19.1); physical violence includes being slapped, pushed, or shoved and severe physical violence; and psychological aggression includes expressive aggression and coercive control. Measures of physical violence (slapped, pushed or shoved and severe physical violence), control of reproductive or sexual health, and psychological aggression (expressive aggression and coercive control) are limited to intimate partners (current or former romantic or sexual partners). For these measures, respondents were asked about the behaviors that they experienced from romantic or sexual partners. Measures of sexual violence and stalking are not limited to intimate partners. In these sections, respondents were asked about the behaviors that they experienced from anyone. To measure whether sexual violence and stalking were committed by intimate partners, respondents were asked about their relationship to the perpetrator the first time s/he committed any of the behaviors in the psychological aggression, coercive control and entrapment, physical violence, stalking, or sexual violence sections. If perpetrators were not intimate partners the first time they did any of these behaviors, they are not counted as intimate partners (even if they subsequently became intimate partners prior to sexually assaulting or stalking the respondent). Because it is impossible to determine with certainty whether stalking and sexual violence were committed by current or former intimate partners, these measures are not included in the NIJ measure of intimate partner violence.

Instead, the NIJ measure of intimate partner violence focuses on physical violence. Physical violence includes being slapped, pushed or shoved and severe physical violence. Aside from differences in data cleaning and analysis, these composites are the same in the NIJ analysis plan as they are in the CDC

This document is a research report submitted to the U.S. Department of Justice. This report has not been published by the Department. Opinions or points of view expressed are those of the author(s) and do not necessarily reflect the official position or policies of the U.S. Department of Justice.

analysis plan. More specifically, being slapped, pushed or shoved is a composite that combines PV2 and PV3 (additional details are shown in Section O):

PV2 Slapped you?
PV3 Pushed or shoved you?

Severe physical violence is a composite that combines PV4, PV5, PV6, PV7, PV9, PV10, PV11, and PV12 (additional details are available in Section P):

PV4 Hit you with a fist or something hard?
PV5 Kicked you?
PV6 Hurt you by pulling your hair?
PV7 Slammed you against something?
PV9 Tried to hurt you by choking or suffocating you?
PV10 Beaten you?
PV11 Burned you on purpose?
PV12 Used a knife or gun on you?

Physical violence is a second-order composite that combines being slapped, pushed or shoved and severe physical violence. Additional details are shown in Section Q.

The remaining measures that are included in the CDC measure of intimate partner violence are not included in the NIJ measure of intimate partner violence. Instead, these are included as separate measures. Aside from differences in data cleaning and analysis, these composites are the same in the NIJ analysis plan as they are in the CDC analysis plan.

Expressive aggression is a composite that combines PA1, PA2, PA3, PA4, and PA5 (additional details are available in Section R):

PA1 Acted very angry towards you in a way that seemed dangerous?
PA2 Told you that you were a loser, a failure, or not good enough?
PA3 Called you names like ugly, fat, crazy, or stupid?
PA4 Insulted, humiliated, or made fun of you in front of others?
PA5 Told you that no one else would want you?

Coercive control is a composite that combines CCE1, CCE2, CCE3, CCE4, CCE5, CCE6, CCE7, CCE8, CCE9, CCE10, CCE11, CCE12, and PV1 (additional details are available in Section S):

CCE1 Tried to keep you from seeing or talking to your family or friends?
CCE2 Made decisions for you that should have been yours to make, such as the clothes you wear, things you eat, or the friends you have?
CCE3 Kept track of you by demanding to know where you were and what you were doing?
CCE4 Threatened to hurt him or herself or commit suicide when he or she was upset with you?
CCE5 Threatened to hurt a pet or threatened to take a pet away from you?
CCE6 Threatened to hurt someone you love?
CCE7 Hurt someone you love?
CCE8 Threatened to take your children away from you?
CCE9 Kept you from leaving the house when you wanted to go?
CCE10 Kept you from having money for your own use?
CCE11 Destroyed something that was important to you?
CCE12 Said things like “If I can’t have you, then no one can”?
PV1 Made threats to physically harm you?

This document is a research report submitted to the U.S. Department of Justice. This report has not been published by the Department. Opinions or points of view expressed are those of the author(s) and do not necessarily reflect the official position or policies of the U.S. Department of Justice.

Psychological aggression is then a composite that combines expressive aggression and coercive control. Additional details are available in Section T. (Note: in Chapter 26, the control of reproductive or sexual health is added as a third component of psychological aggression).

Control of reproductive or sexual health is a composite that combines CCE13 and CCE14 (additional details are available in Section U:

CCE13 Tried to get you pregnant when you did not want to become pregnant or tried to stop you from using birth control? / Tried to get pregnant when you did not want them to get pregnant or tried to stop you from using birth control?

CCE14 Refused to use a condom when you wanted them to use one?

## D. KEY DIFFERENCE IN DATA ANALYSIS

All of the NIJ analyses are different because of differences in data cleaning and data analysis. NIJ's data cleaning is thoroughly documented in previous chapters. Data analysis is documented in this chapter. The primary difference in data analysis is that CDC's analysis recoded all missing data in the lifetime and past year variables to zero. As a result, the CDC estimates can be interpreted as the proportion of respondents who disclosed being victimized, versus (1) disclosing not being victimized or (2) disclosing nothing (e.g., refusing to answer the question or not knowing the answer to the question). This interpretation is not consistent with how survey estimates are generally or commonly interpreted. (It also appears to be inconsistent with the interpretations found in the 2010 Summary Report). Instead, the estimates will generally be (and have been) interpreted as the proportion of respondents disclosing being victimized versus disclosing not being victimized. This interpretation requires an analysis plan that does not recode missing data to zero. When the interpretation is about the proportion of respondents disclosing being victimized versus disclosing not being victimized, recoding missing data to zero produces bias because this strategy assumes that respondents disclosing nothing would have all disclosed not being victimized.

This distinction becomes particularly salient when interpreting the estimated number of victims. For example, estimates from the 2010 general population sample show that "1.3 million women were raped during the year preceding the survey" (CDC Fact Sheet). A better interpretation is that if all women in the United States had been surveyed, 1.3 million would have disclosed at least one rape in the past year and the remainder would have either disclosed not being raped in the past year or would have disclosed nothing (either because they were not asked this question, did not know the answer to this question, or refused to answer this question).

Although the SV weights provide some control for unit nonresponse, they do not control for item nonresponse. The amount of bias that occurs from item nonresponse is a function of the item nonresponse rate and the difference in means between respondents and non-respondents. The amount of bias will also be impacted by the weight of the observations with item nonresponse (this bias can be substantial given the distribution of weights in the NISVS data). Ideally, NIJ would have controlled for item nonresponse by re-weighting the data, to account for both unit and item nonresponse. Unfortunately, too little documentation was provided (particularly on the details of the sampling frames) to compute new sampling weights. As explained in the sampling and weighting chapter, there is insufficient documentation to verify (or adjust) the weights.

This document is a research report submitted to the U.S. Department of Justice. This report has not been published by the Department. Opinions or points of view expressed are those of the author(s) and do not necessarily reflect the official position or policies of the U.S. Department of Justice.

The general procedure used by NIJ was to code a composite as zero when all of its indicators were zero, as one when at least one of its indicators was more than zero (regardless of missing data), and as missing when at least one of its indicators was missing and none were greater than zero. The example in Table 19.6 describes this process for the composite of lifetime non-contact unwanted sexual experiences.

**Table 19.6. Differences in Coding Plans**

| SV1 | SV2 | SV3 | CDC Composite | NIJ Composite |
|---|---|---|---|---|
| 0 | 0 | 0 | No | No |
| 0 | Missing | 0 | No | Missing |
| 0 | 0 | Missing | No | Missing |
| 0 | Missing | Missing | No | Missing |
| 0 | 1 to 15 | 0 | Yes | Yes |
| 0 | 0 | 1 to 15 | Yes | Yes |
| 0 | 1 to 15 | 1 to 15 | Yes | Yes |
| 0 | Missing | 1 to 15 | Yes | Yes |
| 0 | 1 to 15 | Missing | Yes | Yes |
| 1 to 15 | 0 | 0 | Yes | Yes |
| 1 to 15 | Missing | 0 | Yes | Yes |
| 1 to 15 | 0 | Missing | Yes | Yes |
| 1 to 15 | Missing | Missing | Yes | Yes |
| 1 to 15 | 1 to 15 | 0 | Yes | Yes |
| 1 to 15 | 0 | 1 to 15 | Yes | Yes |
| 1 to 15 | 1 to 15 | 1 to 15 | Yes | Yes |
| 1 to 15 | Missing | 1 to 15 | Yes | Yes |
| 1 to 15 | 1 to 15 | Missing | Yes | Yes |
| Missing | 0 | 0 | No | Missing |
| Missing | Missing | 0 | No | Missing |
| Missing | 0 | Missing | No | Missing |
| Missing | Missing | Missing | No | Missing |
| Missing | 1 to 15 | 0 | Yes | Yes |
| Missing | 0 | 1 to 15 | Yes | Yes |
| Missing | 1 to 15 | 1 to 15 | Yes | Yes |
| Missing | Missing | 1 to 15 | Yes | Yes |
| Missing | 1 to 15 | Missing | Yes | Yes |

Rather than assuming that non-respondents were not victimized, the NIJ plan assumes that the non-respondents were victimized at the same (weighted) rate as the respondents. In other words, rather than assuming that non-respondents were non-victims, we assumed that non-respondents represented the average (weighted) respondent. It is important to note that this is an untested assumption (but it is better than making the untested assumption that non-respondents were not victimized).

All NIJ estimates in this chapter were produced in SAS 9.3 (SAS/STAT 12.1), using the SURVEYMEANS procedure, with the following specifications:

```
PROCSURVEYMEANS DATA=***; DOMAIN ***; VAR ***; WEIGHT ***; RUN;
```

This document is a research report submitted to the U.S. Department of Justice. This report has not been published by the Department. Opinions or points of view expressed are those of the author(s) and do not necessarily reflect the official position or policies of the U.S. Department of Justice.

Estimates were calculated on the sample of respondents who completed the sexual violence section. The WTGENSV weights were therefore used to produce weighted estimates.

It is important to note that while these commands produce the weighted estimates included in this chapter, variance estimates are incorrect and are not included in this chapter. (Correct variance estimates are not calculated until Chapter 26).

All data files and syntax files to create and analyze the NIJ core measures of victimization are in the "CORE ANALYSIS" folder:

| | | | |
|---|---|---|---|
| STALKING ESTIMATES | 1/8/2015 11:45 AM | Adobe Acrobat Document | 120 KB |
| STALKING WEIGHTED MEANS | 1/8/2015 11:44 AM | SAS System Program | 1 KB |
| STALKING CORE WITH WEIGHTS | 1/8/2015 11:44 AM | SPSS Statistics Data Document | 2,069 KB |
| STALKINGCORE.POR | 1/8/2015 11:44 AM | POR File | 1,319 KB |
| STALKING COMPOSITES | 1/8/2015 11:42 AM | SPSS Statistics Syntax File | 14 KB |
| CORE ESTIMATES | 10/7/2014 10:26 AM | Adobe Acrobat Document | 213 KB |
| WEIGHTED MEANS | 10/7/2014 10:26 AM | SAS System Program | 4 KB |
| CORE WITH WEIGHTS | 10/7/2014 9:59 AM | SPSS Statistics Data Document | 10,954 KB |
| COREWITHWEIGHTS.POR | 10/7/2014 9:59 AM | POR File | 7,536 KB |
| CORE WITH COMPOSITES | 10/7/2014 9:58 AM | SPSS Statistics Data Document | 10,518 KB |
| CORE COMPOSITES | 10/7/2014 9:51 AM | SPSS Statistics Syntax File | 20 KB |

"CORE COMPOSITES.SPS" is a syntax file that creates each composite. Results are saved in "CORE WITH COMPOSITES.SAV". The "CORE COMPOSITES.SPS" syntax file also adds the sampling weights for the general population sample and the combined American Indian and Alaska Native sample. Results are saved in "CORE WITH WEIGHTS.SAV" (21,378 observations and 473 variables) and in "COREWITHWEIGHTS.POR" (21,378 observations and 160 variables). The "WEIGHTED MEANS" syntax file produces all statistics for Tables 19.7 to 19.28 in this Chapter (results are saved in "CORE ESTIMATES.pdf"). The stalking composites are created and analyzed separately. The stalking composites are created in the "STALKING COMPOSITES.SPS" syntax file. Results are saved in "STALKING CORE WITH WEIGHTS.SAV" (21,378 observations and 58 variables) and in "STALKINGCORE.POR" (21,378 observations and 15 variables). The "STALKING WEIGHTED MEANS" syntax file produces all statistics for the stalking estimates (Tables 19.18 and 19.19). Results are saved in "STALKING ESTIMATES.pdf".

## E. COMPLETED FORCED PENETRATION

The composite for completed forced penetration includes both lifetime (CFP_99) and past year (CFP_12) measures. The composite is based on five SV variables for females (SV12, SV14, SV15, SV16, and SV17) and six SV variables for males (SV12, SV13, SV14, SV15, SV16, and SV17).

SV12 Made you have vaginal sex? (Using physical force or threats of physical harm).
SV13 Made you perform anal sex? (Using physical force or threats of physical harm).
SV14 Made you receive anal sex? (Using physical force or threats of physical harm).
SV15 Made you perform oral sex? (Using physical force or threats of physical harm).
SV16 Made you receive oral sex? (Using physical force or threats of physical harm).

This document is a research report submitted to the U.S. Department of Justice. This report has not been published by the Department. Opinions or points of view expressed are those of the author(s) and do not necessarily reflect the official position or policies of the U.S. Department of Justice.

SV17 Put their fingers or an object in your vagina or anus? (Using physical force or threats of physical harm).

CFP_99 LIFETIME COMPLETED FORCED PENETRATION

| | | |
|---|---|---|
| 0 | No | If (RSEX=1 and (SV12=0 and SV13=0 and SV14=0 and SV15=0 and SV16=0 and SV17=0)) or (RSEX=2 and (SV12=0 and SV14=0 and SV15=0 and SV16=0 and SV17=0)) |
| 1 | Yes | If (RSEX=1 and (SV12>0 or SV13>0 or SV14>0 or SV15>0 or SV16>0 or SV17>0)) or (RSEX=2 and (SV12>0 or SV14>0 or SV15>0 or SV16>0 or SV17>0)) |
| -9 | Unknown | If (RSEX=1 and (SV12=-9 or SV13=-9 or SV14=-9 or SV15=-9 or SV16=-9 or SV17=-9) and not (SV12>0 or SV13>0 or SV14>0 or SV15>0 or SV16>0 or SV17>0)) or (RSEX=2 and (SV12=-9 or SV14=-9 or SV15=-9 or SV16=-9 or SV17=-9) and not (SV12>0 or SV14>0 or SV15>0 or SV16>0 or SV17>0)) |

CFP_12 PAST YEAR COMPLETED FORCED PENETRATION

| | | |
|---|---|---|
| 0 | No | If (RSEX=1 and (SV12F=0 and SV13F=0 and SV14F=0 and SV15F=0 and SV16F=0 and SV17F=0)) or (RSEX=2 and (SV12F=0 and SV14F=0 and SV15F=0 and SV16F=0 and SV17F=0)) |
| 1 | Yes | If (RSEX=1 and (SV12F=1 or SV13F=1 or SV14F=1 or SV15F=1 or SV16F=1 or SV17F=1)) or (RSEX=2 and (SV12F=1 or SV14F=1 or SV15F=1 or SV16F=1 or SV17F=1)) |
| -9 | Unknown | If (RSEX=1 and (SV12F=-9 or SV13F=-9 or SV14F=-9 or SV15F=-9 or SV16F=-9 or SV17F=-9) and not (SV12F=1 or SV13F=1 or SV14F=1 or SV15F=1 or SV16F=1 or SV17F=1)) or (RSEX=2 and (SV12F=-9 or SV14F=-9 or SV15F=-9 or SV16F=-9 or SV17F=-9) and not (SV12F=1 or SV14F=1 or SV15F=1 or SV16F=1 or SV17F=1)) |

**Table 19.7. CDC and NIJ Weighted Estimates of Completed Forced Penetration: 2010 General Population Sample**

| **Completed Forced Penetration** | **Women** | | **Men** | |
|---|---|---|---|---|
| | CDC | NIJ | CDC | NIJ |
| Lifetime Estimate | 12.3% | 12.7% | 0.9% | 1.9% |
| Past Year Estimate | 0.5% | 0.5% | NR | 0.2% |

*Note: NR, not reported (relative standard error > 30% or cell size ≤ 20).*

The previous table provides the lifetime and past year estimates from the 2010 general population sample for the completed forced penetration composite. Estimates are provided for both men and women, and include both the CDC and NIJ estimates. All estimates were produced from the subsample of respondents who completed the sexual violence section. There are differences between the NIJ estimates and the CDC estimates. As previously explained, the NIJ estimates include SV15 and SV16. The CDC estimates include SV15 when the perpetrator is male, but exclude SV15 when the perpetrator is female (this impacts the estimates for both men and women). The CDC estimates include SV16 when

This document is a research report submitted to the U.S. Department of Justice. This report has not been published by the Department. Opinions or points of view expressed are those of the author(s) and do not necessarily reflect the official position or policies of the U.S. Department of Justice.

the respondent is female, but exclude SV16 when the respondent is male (this impacts the estimates for men). In addition, there are differences in both data cleaning and analysis.

The NIJ analyses provide additional details on completed forced penetration by examining four additional (sub)composites – being made to receive vaginal or anal sex, being made to receive oral sex, being made to perform vaginal or anal sex (for males only), and being made to perform oral sex. For females, being made to receive vaginal or anal sex is measured by SV12, SV14, and SV17. For males, it is measured by SV14 and SV17. For both males and females, being made to receive oral sex is measured by SV16 and being made to perform oral sex is measured by SV15. For males, being made to perform vaginal or anal sex is measured by SV12 and SV13.

RVAF_99 LIFETIME MADE TO RECEIVE VAGINAL OR ANAL SEX BY FORCE

| | | |
|---|---|---|
| 0 | No | If (RSEX=1 and (SV14=0 and SV17=0)) or (RSEX=2 and (SV12=0 and SV14=0 and SV17=0)) |
| 1 | Yes | If (RSEX=1 and (SV14>0 or SV17>0)) or (RSEX=2 and (SV12>0 or SV14>0 or SV17>0)) |
| -9 | Unknown | If (RSEX=1 and (SV14=-9 or SV17=-9) and not (SV14>0 or SV17>0)) or (RSEX=2 and (SV12=-9 or SV14=-9 or SV17=-9) and not (SV12>0 or SV14>0 or SV17>0)) |

RVAF_12 PAST YEAR MADE TO RECEIVE VAGINAL OR ANAL SEX BY FORCE

| | | |
|---|---|---|
| 0 | No | If (RSEX=1 and (SV14F=0 and SV17F=0)) or (RSEX=2 and (SV12F=0 and SV14F=0 and SV17F=0)) |
| 1 | Yes | If (RSEX=1 and (SV14F=1 or SV17F=1)) or (RSEX=2 and (SV12F=1 or SV14F=1 or SV17F=1)) |
| -9 | Unknown | If (RSEX=1 and (SV14F=-9 or SV17F=-9) and not (SV14F=1 or SV17F=1)) or (RSEX=2 and (SV12F=-9 or SV14F=-9 or SV17F=-9) and not (SV12F=1 or SV14F=1 or SV17F=1)) |

ROF_99 LIFETIME MADE TO RECEIVE ORAL SEX BY FORCE

| | | |
|---|---|---|
| 0 | No | If SV16=0 |
| 1 | Yes | If SV16>0 |
| -9 | Unknown | If SV16=-9 |

ROF_12 PAST YEAR MADE TO RECEIVE ORAL SEX BY FORCE

| | | |
|---|---|---|
| 0 | No | If SV16F=0 |
| 1 | Yes | If SV16F=1 |
| -9 | Unknown | If SV16F=-9 |

PVAF_99 LIFETIME MADE TO PERFORM VAGINAL OR ANAL SEX BY FORCE

| | | |
|---|---|---|
| 0 | No | If (RSEX=1 and (SV12=0 and SV13=0)) |
| 1 | Yes | If (RSEX=1 and (SV12>0 or SV13>0)) |
| -9 | Unknown | If (RSEX=1 and (SV12=-9 or SV13=-9) and not (SV12>0 or SV13>0)) |
| -99 | N/A | If RSEX=2 |

PVAF_12 PAST YEAR MADE TO PERFORM VAGINAL OR ANAL SEX BY FORCE

| | | |
|---|---|---|
| 0 | No | If (RSEX=1 and (SV12F=0 and SV13F=0)) |
| 1 | Yes | If (RSEX=1 and (SV12F=1 or SV13F=1)) |

This document is a research report submitted to the U.S. Department of Justice. This report has not been published by the Department. Opinions or points of view expressed are those of the author(s) and do not necessarily reflect the official position or policies of the U.S. Department of Justice.

| | | |
|---|---|---|
| -9 | Unknown | If (RSEX=1 and (SV12F=-9 or SV13F=-9) and not (SV12F=1 or SV13F=1)) |
| -99 | N/A | If RSEX=2 |

POF_99 LIFETIME MADE TO PERFORM ORAL SEX BY FORCE

| | | |
|---|---|---|
| 0 | No | If SV15=0 |
| 1 | Yes | If SV15>0 |
| -9 | Unknown | If SV15=-9 |

POF_12 PAST YEAR MADE TO PERFORM ORAL SEX BY FORCE

| | | |
|---|---|---|
| 0 | No | If SV15F=0 |
| 1 | Yes | If SV15F=1 |
| -9 | Unknown | If SV15F=-9 |

**Table 19.8. NIJ Weighted Estimates of Completed Forced Penetration: 2010 General Population Sample**

| Completed Forced Penetration | Women | Men |
|---|---|---|
| **Lifetime Estimate** | **12.7%** | **1.9%** |
| Made to receive vaginal or anal sex | 12.1% | 0.7% |
| Made to receive oral sex | 2.4% | 0.5% |
| Made to perform vaginal or anal sex | N/A | 1.1% |
| Made to perform oral sex | 3.4% | 0.6% |
| **Past Year Estimate** | **0.5%** | **0.2%** |
| Made to receive vaginal or anal sex | 0.5% | 0.0% |
| Made to receive oral sex | 0.1% | 0.1% |
| Made to perform vaginal or anal sex | N/A | 0.1% |
| Made to perform oral sex | 0.0% | 0.0% |

*Note: N/A, not applicable.*

## F. COMPLETED ALCOHOL OR DRUG FACILITATED PENETRATION

The composite for completed alcohol or drug facilitated penetration includes both lifetime (CADFP_99) and past year (CADFP_12) measures. The composite is based on four SV variables for females (SV7, SV9, SV10, and SV11) and five SV variables for males (SV7, SV8, SV9, SV10, and SV11).

| | |
|---|---|
| SV7 | Had vaginal sex with you? (When you were drunk, high, drugged, or passed out and unable to consent) |
| SV8 | Made you perform anal sex? (When you were drunk, high, drugged, or passed out and unable to consent) |
| SV9 | Made you receive anal sex? (When you were drunk, high, drugged, or passed out and unable to consent) |
| SV10 | Made you perform oral sex? (When you were drunk, high, drugged, or passed out and unable to consent) |

This document is a research report submitted to the U.S. Department of Justice. This report has not been published by the Department. Opinions or points of view expressed are those of the author(s) and do not necessarily reflect the official position or policies of the U.S. Department of Justice.

SV11 Made you receive oral sex? (When you were drunk, high, drugged, or passed out and unable to consent)

CADFP_99 LIFETIME COMPLETED ALCOHOL OR DRUG FACILITATED PENETRATION

| | | |
|---|---|---|
| 0 | No | If (RSEX=1 and (SV7=0 and SV8=0 and SV9=0 and SV10=0 and SV11=0)) or (RSEX=2 and (SV7=0 and SV9=0 and SV10=0 and SV11=0)) |
| 1 | Yes | If (RSEX=1 and (SV7>0 or SV8>0 or SV9>0 or SV10>0 or SV11>0)) or (RSEX=2 and (SV7>0 or SV9>0 or SV10>0 or SV11>0)) |
| -9 | Unknown | If (RSEX=1 and (SV7=-9 or SV8=-9 or SV9=-9 or SV10=-9 or SV11=-9) and not (SV7>0 or SV8>0 or SV9>0 or SV10>0 or SV11>0)) or (RSEX=2 and (SV7=-9 or SV9=-9 or SV10=-9 or SV11=-9) and not (SV7>0 or SV9>0 or SV10>0 or SV11>0)) |

CADFP_12 PAST YEAR COMPLETED ALCOHOL OR DRUG FACILITATED PENETRATION

| | | |
|---|---|---|
| 0 | No | If (RSEX=1 and (SV7F=0 and SV8F=0 and SV9F=0 and SV10F=0 and SV11F=0)) or (RSEX=2 and (SV7F=0 and SV9F=0 and SV10F=0 and SV11F=0)) |
| 1 | Yes | If (RSEX=1 and (SV7F=1 or SV8F=1 or SV9F=1 or SV10F=1 or SV11F=1)) or (RSEX=2 and (SV7F=1 or SV9F=1 or SV10F=1 or SV11F=1)) |
| -9 | Unknown | If (RSEX=1 and (SV7F=-9 or SV8F=-9 or SV9F=-9 or SV10F=-9 or SV11F=-9) and not (SV7F=1 or SV8F=1 or SV9F=1 or SV10F=1 or SV11F=1)) or (RSEX=2 and (SV7F=-9 or SV9F=-9 or SV10F=-9 or SV11F=-9) and not (SV7F=1 or SV9F=1 or SV10F=1 or SV11F=1)) |

The following table provides the lifetime and past year estimates from the 2010 general population sample for the completed alcohol or drug facilitated penetration composite. Estimates are provided for both men and women, and include both the CDC and NIJ estimates. All estimates were produced from the subsample of respondents who completed the sexual violence section.

**Table 19.9. CDC and NIJ Weighted Estimates of Completed Alcohol or Drug Facilitated Penetration: 2010 General Population Sample**

| Completed Alcohol/Drug Facilitated Penetration | Women | | Men | |
|---|---|---|---|---|
| | CDC | NIJ | CDC | NIJ |
| Lifetime Estimate | 8.0% | 8.2% | 0.6% | 4.3% |
| Past Year Estimate | 0.7% | 0.7% | NR | 1.0% |

*Note: NR, not reported (relative standard error > 30% or cell size ≤ 20).*

There are differences between the NIJ estimates and the CDC estimates. As previously explained, the NIJ estimates include SV10 and SV11. The CDC estimates include SV10 when the perpetrator is male, but exclude SV10 when the perpetrator is female (this impacts the estimates for both men and women). The CDC estimates include SV11 when the respondent is female, but exclude SV11 when the respondent is male (this impacts the estimates for men). In addition, there are differences in both data cleaning and analysis.

This document is a research report submitted to the U.S. Department of Justice. This report has not been published by the Department. Opinions or points of view expressed are those of the author(s) and do not necessarily reflect the official position or policies of the U.S. Department of Justice.

The NIJ analyses provide additional details on completed alcohol or drug facilitated penetration by examining four additional (sub)composites – being made to receive vaginal or anal sex, being made to receive oral sex, being made to perform vaginal or anal sex (for males only), and being made to perform oral sex. For females, being made to receive vaginal or anal sex is measured by SV7 and SV9. For males, it is measured by SV9 only. For both males and females, being made to receive oral sex is measured by SV11 and being made to perform oral sex is measured by SV10. For males, being made to perform vaginal or anal sex is measured by SV7 and SV8.

RVAI_99 LIFETIME MADE TO RECEIVE VAGINAL OR ANAL SEX BY INTOXICATION

| | | |
|---|---|---|
| 0 | No | If (RSEX=1 and SV9=0) or (RSEX=2 and (SV7=0 and SV9=0)) |
| 1 | Yes | If (RSEX=1 and SV9>0) or (RSEX=2 and (SV7>0 or SV9>0)) |
| -9 | Unknown | If (RSEX=1 and SV9=-9) or (RSEX=2 and (SV7=-9 or SV9=-9) and not (SV7>0 or SV9>0)) |

RVAI_12 PAST YEAR MADE TO RECEIVE VAGINAL OR ANAL SEX BY INTOXICATION

| | | |
|---|---|---|
| 0 | No | If (RSEX=1 and SV9F=0) or (RSEX=2 and (SV7F=0 and SV9F=0)) |
| 1 | Yes | If (RSEX=1 and SV9F=1) or (RSEX=2 and (SV7F=1 or SV9F=1)) |
| -9 | Unknown | If (RSEX=1 and SV9F=-9) or (RSEX=2 and (SV7F=-9 or SV9F=-9) and not (SV7F=1 or SV9F=1)) |

ROI_99 LIFETIME MADE TO RECEIVE ORAL SEX BY INTOXICATION

| | | |
|---|---|---|
| 0 | No | If SV11=0 |
| 1 | Yes | If SV11>0 |
| -9 | Unknown | If SV11=-9 |

ROI_12 PAST YEAR MADE TO RECEIVE ORAL SEX BY INTOXICATION

| | | |
|---|---|---|
| 0 | No | If SV11F=0 |
| 1 | Yes | If SV11F=1 |
| -9 | Unknown | If SV11F=-9 |

POI_99 LIFETIME MADE TO PERFORM ORAL SEX BY INTOXICATION

| | | |
|---|---|---|
| 0 | No | If SV10=0 |
| 1 | Yes | If SV10>0 |
| -9 | Unknown | If SV10=-9 |

POI_12 PAST YEAR MADE TO PERFORM ORAL SEX BY INTOXICATION

| | | |
|---|---|---|
| 0 | No | If SV10F=0 |
| 1 | Yes | If SV10F=1 |
| -9 | Unknown | If SV10F=-9 |

PVAI_99 LIFETIME MADE TO PERFORM VAGINAL OR ANAL SEX BY INTOXICATION

| | | |
|---|---|---|
| 0 | No | If (RSEX=1 and (SV7=0 and SV8=0)) |
| 1 | Yes | If (RSEX=1 and (SV7>0 or SV8>0)) |
| -9 | Unknown | If (RSEX=1 and (SV7=-9 or SV8=-9) and not (SV7>0 or SV8>0)) |
| -99 | N/A | If RSEX=2 |

This document is a research report submitted to the U.S. Department of Justice. This report has not been published by the Department. Opinions or points of view expressed are those of the author(s) and do not necessarily reflect the official position or policies of the U.S. Department of Justice.

PVAI_12 PAST YEAR MADE TO PERFORM VAGINAL OR ANAL SEX BY INTOXICATION

| | | |
|---|---|---|
| 0 | No | If (RSEX=1 and (SV7F=0 and SV8F=0)) |
| 1 | Yes | If (RSEX=1 and (SV7F=1 or SV8F=1)) |
| -9 | Unknown | If (RSEX=1 and (SV7F=-9 or SV8F=-9) and not (SV7F=1 or SV8F=1)) |
| -99 | N/A | If RSEX=2 |

**Table 19.10. NIJ Weighted Estimates of Completed Alcohol or Drug Facilitated Penetration: 2010 General Population Sample**

| Completed Alcohol or Drug Facilitated Penetration | Women | Men |
|---|---|---|
| **Lifetime Estimate** | **8.2%** | **4.3%** |
| Made to receive vaginal or anal sex | 7.4% | 0.6% |
| Made to receive oral sex | 1.9% | 2.0% |
| Made to perform vaginal or anal sex | N/A | 2.3% |
| Made to perform oral sex | 1.8% | 0.8% |
| **Past Year Estimate** | **0.7%** | **1.0%** |
| Made to receive vaginal or anal sex | 0.5% | 0.0% |
| Made to receive oral sex | 0.2% | 0.7% |
| Made to perform vaginal or anal sex | N/A | 0.4% |
| Made to perform oral sex | 0.1% | 0.1% |

*Note: N/A, not applicable.*

## G. ATTEMPTED FORCED PENETRATION

The composite for attempted forced penetration includes both lifetime (AFP_99) and past year (AFP_12) measures. The composite is based on one SV variable for females (SV19) and two SV variables for males (S18 and SV19).

SV18 Tried to make you have vaginal sex with them, but sex did not happen? (Using physical force or threats of physical harm).

SV19 Tried to have vaginal, oral, or anal sex with you, but sex did not happen? (Using physical force or threats of physical harm).

AFP_99 LIFETIME ATTEMPTED FORCED PENETRATION

| | | |
|---|---|---|
| 0 | No | If (RSEX=1 and (SV18=0 and SV19=0)) or (RSEX=2 and SV19=0) |
| 1 | Yes | If (RSEX=1 and (SV18>0 or SV19>0)) or (RSEX=2 and SV19>0) |
| -9 | Unknown | If (RSEX=1 and (SV18=-9 or SV19=-9) and not (SV18>0 or SV19>0)) or if (RSEX=2 and SV19=-9) |

AFP_12 PAST YEAR ATTEMPTED FORCED PENETRATION

| | | |
|---|---|---|
| 0 | No | If (RSEX=1 and (SV18F=0 and SV19F=0)) or (RSEX=2 and SV19F=0) |
| 1 | Yes | If (RSEX=1 and (SV18F=1 or SV19F=1)) or (RSEX=2 and SV19F=1) |
| -9 | Unknown | If (RSEX=1 and (SV18F=-9 or SV19F=-9) and not (SV18F=1 or SV19F=1)) or if (RSEX=2 and SV19F=-9) |

This document is a research report submitted to the U.S. Department of Justice. This report has not been published by the Department. Opinions or points of view expressed are those of the author(s) and do not necessarily reflect the official position or policies of the U.S. Department of Justice.

The following table provides the lifetime and past year estimates from the 2010 general population sample for the attempted forced penetration composite. Estimates are provided for both men and women, and include both the CDC and NIJ estimates. All estimates were produced from the subsample of respondents who completed the sexual violence section.

**Table 19.11. CDC and NIJ Weighted Estimates of Attempted Forced Penetration: 2010 General Population Sample**

| Attempted Forced Penetration | Women | | Men | |
|---|---|---|---|---|
| | CDC | NIJ | CDC | NIJ |
| Lifetime Estimate | 5.2% | 5.4% | 0.4% | 1.6% |
| Past Year Estimate | 0.4% | 0.4% | NR | 0.2% |

*Note: NR, not reported (relative standard error > 30% or cell size ≤ 20).*

There are differences between the NIJ estimates and the CDC estimates. As previously explained, the NIJ estimates include SV19. The CDC estimates include SV19 when the respondent is female. They also include SV19 when the respondent and the perpetrator are both male, but exclude SV19 when the respondent is male and the perpetrator is female. This impacts the estimates for men. In addition, there are differences in both data cleaning and analysis.

## H. SEXUAL VIOLENCE WITH PENETRATION

The composite for sexual violence with penetration includes both lifetime (SVP_99) and past year (SVP_12) measures. The lifetime composite combines the lifetime composites on completed forced penetration (CFP_99), attempted forced penetration (AFP_99), and completed alcohol or drug facilitated penetration (CADFP_99). Similarly, the past year composite combines the past year composites on completed forced penetration (CFP_12), attempted forced penetration (AFP_12), and completed alcohol or drug facilitated penetration (CADFP_12).

SVP_99 LIFETIME SEXUAL VIOLENCE WITH PENETRATION

| | | |
|---|---|---|
| 0 | No | If CFP_99=0 and AFP_99=0 and CADFP_99=0 |
| 1 | Yes | If CFP_99=1 or AFP_99=1 or CADFP_99=1 |
| -9 | Unknown | If (CFP_99=-9 or AFP_99=-9 or CADFP_99=-9) and not (CFP_99=1 or AFP_99=1 or CADFP_99=1) |

SVP_12 PAST YEAR SEXUAL VIOLENCE WITH PENETRATION

| | | |
|---|---|---|
| 0 | No | If CFP_12=0 and AFP_12=0 and CADFP_12=0 |
| 1 | Yes | If CFP_12=1 or AFP_12=1 or CADFP_12=1 |
| -9 | Unknown | If (CFP_12=-9 or AFP_12=-9 or CADFP_12=-9) and not (CFP_12=1 or AFP_12=1 or CADFP_12=1) |

The following table provides the lifetime and past year estimates from the 2010 general population sample for the sexual violence with penetration composite (and the composites for completed forced penetration, attempted forced penetration, and completed alcohol or drug facilitated penetration previously reported in the tables above). Estimates are provided for both men and women, and include

This document is a research report submitted to the U.S. Department of Justice. This report has not been published by the Department. Opinions or points of view expressed are those of the author(s) and do not necessarily reflect the official position or policies of the U.S. Department of Justice.

both the CDC and NIJ estimates. All estimates were produced from the subsample of respondents who completed the sexual violence section.

**Table 19.12. Weighted Estimates of CDC's Rape and NIJ's Sexual Violence with Penetration: 2010 General Population Sample**

| | Women | | Men | |
|---|---|---|---|---|
| **Rape / Sexual Violence with Penetration** | CDC | NIJ | CDC | NIJ |
| **Lifetime Estimate** | **18.3%** | **19.0%** | **1.4%** | **6.1%** |
| Completed forced penetration | 12.3% | 12.7% | 0.9% | 1.9% |
| Attempted forced penetration | 5.2% | 5.4% | 0.4% | 1.6% |
| Completed alcohol/drug facilitated penetration | 8.0% | 8.2% | 0.6% | 4.3% |
| **Past Year Estimate** | **1.1%** | **1.1%** | **NR** | **1.2%** |
| Completed forced penetration | 0.5% | 0.5% | NR | 0.2% |
| Attempted forced penetration | 0.4% | 0.4% | NR | 0.2% |
| Completed alcohol/drug facilitated penetration | 0.7% | 0.7% | NR | 1.0% |

*Note: NR, not reported (relative standard error > 30% or cell size ≤ 20).*

There are differences between the NIJ estimates and the CDC estimates because the NIJ estimates always include SV10, SV11, SV15, SV16, and SV19 (whereas the CDC estimates exclude SV10 and SV15 when the perpetrator is female, exclude SV11 and SV16 when the respondent is male, and exclude SV19 when the respondent is male and the perpetrator is female). In addition, there are differences in both data cleaning and analysis.

## I. SEXUAL COERCION

The composite for sexual coercion includes both lifetime (SC_99) and past year (SC_12) measures. The composite is based on three SV variables (SV20, SV21, and SV22):

SV20 Pressured you to have vaginal, oral, or anal sex by doing things like telling you lies, making promises about the future they knew were untrue, threatening to end your relationship, or threatening to spread rumors about you?

SV21 Pressured you to have vaginal, oral, or anal sex by wearing you down by repeatedly asking for sex, or showing they were unhappy?

SV22 Pressured you to have vaginal, oral, or anal sex by using their influence or authority over you, for example, your boss or your teacher?

Recall that SV19 was renamed to SV20, SV20 was renamed to SV21, and SV21 was renamed to SV22 (see Chapter 2).

SC_99 LIFETIME SEXUAL COERCION

| | | |
|---|---|---|
| 0 | No | If SV20=0 and SV21=0 and SV22=0 |
| 1 | Yes | If SV20>0 or SV21>0 or SV22>0 |
| -9 | Unknown | If (SV20=-9 or SV21=-9 or SV22=-9) and not (SV20>0 or SV21>0 or SV22>0) |

This document is a research report submitted to the U.S. Department of Justice. This report has not been published by the Department. Opinions or points of view expressed are those of the author(s) and do not necessarily reflect the official position or policies of the U.S. Department of Justice.

SC_12 PAST YEAR SEXUAL COERCION

| | | |
|---|---|---|
| 0 | No | If SV20F=0 and SV21F=0 and SV22F=0 |
| 1 | Yes | If SV20F=1 or SV21F=1 or SV22F=1 |
| -9 | Unknown | If (SV20F=-9 or SV21F=-9 or SV22F=-9) and not (SV20F=1 or SV21F=1 or SV22F=1) |

The following table provides the lifetime and past year estimates from the 2010 general population sample for the composite measure of sexual coercion. Estimates are provided for both men and women, and include both the CDC and NIJ estimates. All estimates were produced from the subsample of respondents who completed the sexual violence section.

**Table 19.13. CDC and NIJ Weighted Estimates of Sexual Coercion: 2010 General Population Sample**

| | Women | | Men | |
|---|---|---|---|---|
| **Sexual Coercion** | CDC | NIJ | CDC | NIJ |
| Lifetime Estimate | 13.0% | 13.1% | 6.0% | 6.1% |
| Past Year Estimate | 2.0% | 2.0% | 1.5% | 1.5% |

There are some very minor differences between the NIJ estimates and the CDC estimates, and these are likely due to differences in both data cleaning and analysis.

## J. UNWANTED SEXUAL CONTACT

The composite for unwanted sexual contact includes both lifetime (USC_99) and past year (USC_12) measures. The composite is based on two SV variables (SV5 and SV6):

| | |
|---|---|
| SV5 | Kissed you in a sexual way? |
| SV6 | Fondled or grabbed your sexual body parts? |

USC_99 LIFETIME UNWANTED SEXUAL CONTACT

| | | |
|---|---|---|
| 0 | No | If SV5=0 and SV6=0 |
| 1 | Yes | If SV5>0 or SV6>0 |
| -9 | Unknown | If (SV5=-9 or SV6=-9) and not (SV5>0 or SV6>0) |

USC_12 PAST YEAR UNWANTED SEXUAL CONTACT

| | | |
|---|---|---|
| 0 | No | If SV5F=0 and SV6F=0 |
| 1 | Yes | If SV5F=1 or SV6F=1 |
| -9 | Unknown | If (SV5F=-9 or SV6F=-9) and not (SV5F=1 or SV6F=1) |

The following table provides the lifetime and past year estimates from the 2010 general population sample for the composite measure of unwanted sexual contact. Estimates are provided for both men and women, and include both the CDC and NIJ estimates. All estimates were produced from the subsample of respondents who completed the sexual violence section.

This document is a research report submitted to the U.S. Department of Justice. This report has not been published by the Department. Opinions or points of view expressed are those of the author(s) and do not necessarily reflect the official position or policies of the U.S. Department of Justice.

**Table 19.14. CDC and NIJ Weighted Estimates of Unwanted Sexual Contact: 2010 General Population Sample**

| | Women | | Men | |
|---|---|---|---|---|
| **Unwanted Sexual Contact** | CDC | NIJ | CDC | NIJ |
| Lifetime Estimate | 27.2% | 27.6% | 11.7% | 11.8% |
| Past Year Estimate | 2.2% | 2.2% | 2.3% | 2.3% |

There are again some very minor differences between the NIJ estimates and the CDC estimates, and these are likely due to differences in both data cleaning and analysis.

## K. NON-CONTACT UNWANTED SEXUAL EXPERIENCES

The composite for non-contact unwanted sexual experiences includes both lifetime (NCUSE_99) and past year (NCUSE_12) measures. The composite is based on three SV variables (SV1, SV2, and SV3):

SV1 Exposed their sexual body parts to you, flashed you, or masturbated in front of you?
SV2 Made you show your sexual body parts to them?
SV3 Made you look at or participate in sexual photos or movies?

Contrary to the CDC analyses, the NIJ analyses did not include SV4 (i.e., harassed you while you were in a public place in a way that made you feel unsafe). This question is about general harassment (not unwanted sexual experiences). It was therefore excluded from the NIJ analyses.

NCUSE_99 LIFETIME NON-CONTACT UNWANTED SEXUAL EXPERIENCES

| | | |
|---|---|---|
| 0 | No | If SV1=0 and SV2=0 and SV3=0 |
| 1 | Yes | If SV1>0 or SV2>0 or SV3>0 |
| -9 | Unknown | If (SV1=-9 or SV2=-9 or SV3=-9) and not (SV1>0 or SV2>0 or SV3>0) |

NCUSE_12 PAST YEAR NON-CONTACT UNWANTED SEXUAL EXPERIENCES

| | | |
|---|---|---|
| 0 | No | If SV1F=0 and SV2F=0 and SV3F=0 |
| 1 | Yes | If SV1F=1 or SV2F=1 or SV3F=1 |
| -9 | Unknown | If (SV1F=-9 or SV2F=-9 or SV3F=-9) and not (SV1F=1 or SV2F=1 or SV3F=1) |

The following table provides the lifetime and past year estimates from the 2010 general population sample for the composite measure of non-contact unwanted sexual experiences. Estimates are provided for both men and women, and include both the CDC and NIJ estimates. All estimates were produced from the subsample of respondents who completed the sexual violence section.

This document is a research report submitted to the U.S. Department of Justice. This report has not been published by the Department. Opinions or points of view expressed are those of the author(s) and do not necessarily reflect the official position or policies of the U.S. Department of Justice.

**Table 19.15. CDC and NIJ Weighted Estimates of Non-Contact Unwanted Sexual Experiences: 2010 General Population Sample**

| Non-Contact Unwanted Sexual Experiences | Women | | Men | |
|---|---|---|---|---|
| | CDC | NIJ | CDC | NIJ |
| Lifetime Estimate | 33.7% | 28.6% | 12.8% | 9.8% |
| Past Year Estimate | 3.0% | 1.6% | 2.7% | 1.9% |

There are differences between the NIJ estimates and the CDC estimates because the NIJ estimates exclude SV4. In addition, there are differences in both data cleaning and analysis.

## L. OTHER SEXUAL VIOLENCE

The composite for other sexual violence includes both lifetime (OSV_99) and past year (OSV_12) measures. The lifetime composite combines the lifetime composites on sexual coercion (SC_99), unwanted sexual contact (USC_99), and non-contact unwanted sexual experiences (NCUSE_99). Similarly, the past year composite combines the past year composites on sexual coercion (SC_12), unwanted sexual contact (USC_12), and non-contact unwanted sexual experiences (NCUSE_12).

OSV_99 LIFETIME OTHER SEXUAL VIOLENCE

| | | |
|---|---|---|
| 0 | No | If SC_99=0 and USC_99=0 and NCUSE_99=0 |
| 1 | Yes | If SC_99=1 or USC_99=1 or NCUSE_99=1 |
| -9 | Unknown | If (SC_99=-9 or USC_99=-9 or NCUSE_99=-9) and not (SC_99=1 or USC_99=1 or NCUSE_99=1) |

OSV_12 PAST YEAR OTHER SEXUAL VIOLENCE

| | | |
|---|---|---|
| 0 | No | If SC_12=0 and USC_12=0 and NCUSE_12=0 |
| 1 | Yes | If SC_12=1 or USC_12=1 or NCUSE_12=1 |
| -9 | Unknown | If (SC_12=-9 or USC_12=-9 or NCUSE_12=-9) and not (SC_12=1 or USC_12=1 or NCUSE_12=1) |

The following table provides the lifetime and past year estimates from the 2010 general population sample for the other sexual violence composite (and the composites for sexual coercion, unwanted sexual contact, and non-contact unwanted sexual experiences previously reported in the tables above). Estimates are provided for both men and women, and include both the CDC and NIJ estimates. All estimates were produced from the subsample of respondents who completed the sexual violence section.

This document is a research report submitted to the U.S. Department of Justice. This report has not been published by the Department. Opinions or points of view expressed are those of the author(s) and do not necessarily reflect the official position or policies of the U.S. Department of Justice.

**Table 19.16. CDC and NIJ Weighted Estimates of Other Sexual Violence: 2010 General Population Sample**

| | Women | | Men | |
|---|---|---|---|---|
| **Other Sexual Violence** | CDC | NIJ | CDC | NIJ |
| **Lifetime Estimate** | **44.6%** | **42.5%** | **22.2%** | **19.5%** |
| Sexual coercion | 13.0% | 13.1% | 6.0% | 6.1% |
| Unwanted sexual contact | 27.2% | 27.6% | 11.7% | 11.8% |
| Non-contact unwanted sexual experiences | 33.7% | 28.6% | 12.8% | 9.8% |
| **Past Year Estimate** | **5.6%** | **4.8%** | **5.3%** | **4.4%** |
| Sexual coercion | 2.0% | 2.0% | 1.5% | 1.5% |
| Unwanted sexual contact | 2.2% | 2.2% | 2.3% | 2.3% |
| Non-contact unwanted sexual experiences | 3.0% | 1.6% | 2.7% | 1.9% |

There are differences between the NIJ estimates and the CDC estimates. The NIJ estimates for other sexual violence do not include estimates for "being made to penetrate" (see details in previous sections). More specifically, SV10, SV11, SV15, SV16, and SV19 are never included in the measures of other sexual violence. In addition, SV4 is not included in the measure of non-contact unwanted sexual experiences. Finally, there are differences in both data cleaning and analysis.

## M. SEXUAL VIOLENCE

The composite for sexual violence includes both lifetime (SV_99) and past year (SV_12) measures. The lifetime composite combines the lifetime composites on sexual violence with penetration (SVP_99) and other sexual violence (OSV_99). Similarly, the past year composite combines the past year composites on sexual violence with penetration (SVP_12) and other sexual violence (OSV_12).

SV_99 LIFETIME SEXUAL VIOLENCE

| | | |
|---|---|---|
| 0 | No | If SVP_99=0 and OSV_99=0 |
| 1 | Yes | If SVP_99=1 or OSV_99=1 |
| -9 | Unknown | If (SVP_99=-9 or OSV_99=-9) and not (SVP_99=1 or OSV_99=1) |

SV_12 PAST YEAR SEXUAL VIOLENCE

| | | |
|---|---|---|
| 0 | No | If SVP_12=0 and OSV_12=0 |
| 1 | Yes | If SVP_12=1 or OSV_12=1 |
| -9 | Unknown | If (SVP_12=-9 or OSV_12=-9) and not (SVP_12=1 or OSV_12=1) |

The following table provides the lifetime and past year estimates from the 2010 general population sample for the sexual violence composite (and the composites for rape and other sexual violence previously reported in the tables above). Estimates are provided for both men and women, and include both the CDC and NIJ estimates. All estimates were produced from the subsample of respondents who completed the sexual violence section.

This document is a research report submitted to the U.S. Department of Justice. This report has not been published by the Department. Opinions or points of view expressed are those of the author(s) and do not necessarily reflect the official position or policies of the U.S. Department of Justice.

**Table 19.17. CDC and NIJ Weighted Estimates of Sexual Violence: 2010 General Population Sample**

| | Women | | Men | |
|---|---|---|---|---|
| **Sexual Violence** | CDC | NIJ | CDC | NIJ |
| **Lifetime Estimate** | -- | **45.6%** | -- | **21.1%** |
| Sexual violence with penetration | 18.3% | 19.0% | 1.4% | 6.1% |
| Other sexual violence | 44.6% | 42.5% | 22.2% | 19.5% |
| **Past Year Estimate** | -- | **5.2%** | -- | **4.9%** |
| Sexual violence with penetration | 1.1% | 1.1% | NR | 1.2% |
| Other sexual violence | 5.6% | 4.8% | 5.3% | 4.4% |

*Notes: --, not included in 2010 Summary Report.*

There are differences between the NIJ estimates and the CDC estimates (see details in previous sections). In addition, there are differences in both data cleaning and analysis.

## N. STALKING

The composite for stalking includes both lifetime (STALK_99) and past year (STALK_12) measures. The composite is first computed at the perpetrator level. It is based on seven stalking behaviors (ST1 to ST7):

- ST1 Made unwanted phone calls or left you messages? This includes hang-ups, text or voice messages.
- ST2 Sent you unwanted emails, instant messages, or sent messages through websites like MySpace or Facebook?
- ST3 Left you cards, letters, flowers, or presents when they knew you didn't want them to?
- ST4 Watched or followed you from a distance, or spied on you with a listening device, camera, or GPS [Global Positioning System]?
- ST5 Approached you or showed up in places, such as your home, workplace, or school when you didn't want them to be there?
- ST6 Left strange or potentially threatening items for you to find?
- ST7 Sneaked into your home or car and did things to scare you by letting you know they had been there?

Perpetrators committed stalking if (a) they committed the same stalking behavior two or more times or committed two or more different stalking behaviors and (b) their behaviors would cause a reasonable person to be afraid. Fear is measured through four stalking follow-up questions:

- STFU5 Were you ever fearful?
- STFU7 Ever had damage to your personal property or belongings, such as in your home or car?
- STFU8 Ever had threats of physical harm?
- STFU9 Ever believed you or someone close to you would be seriously harmed or killed?

Lifetime and past year stalking composites were calculated by first determining if each perpetrator committed stalking behaviors that established a course of conduct in the respondent's lifetime

This document is a research report submitted to the U.S. Department of Justice. This report has not been published by the Department. Opinions or points of view expressed are those of the author(s) and do not necessarily reflect the official position or policies of the U.S. Department of Justice.

(P_MULT99). A course of conduct was established if the perpetrator committed at least two different stalking behaviors in the lifetime, or the same stalking behavior at least twice in the lifetime. Then, a variable was created to determine if each perpetrator committed any stalking behaviors in the past year (P_PASTYR). A third variable was created (P_MULT12), by combining P_MULT99 and P_PASTYR, to determine if the perpetrator's lifetime course of conduct extended in to the past year (i.e., to determine if at least one of the behaviors in the course of conduct occurred in the past year). A fourth variable was created to determine if each perpetrator caused the respondent to experience fear in the lifetime (P_FEAR). Perpetrator-level stalking composites were then created. The lifetime perpetrator-level stalking composite combined P_MULT99 and P_FEAR to determine if the perpetrator's lifetime course of conduct caused the respondent to experience fear. Finally, the past year perpetrator-level stalking composite combined P_MULT12 and P_FEAR to determine if the perpetrator's course of conduct (which extended into the past year) caused the respondent to experience fear.

| | | | |
|---|---|---|---|
| P_MULT99 | PERPETRATOR STALKING COURSE OF CONDUCT IN THE LIFETIME | | |
| | 0 | No | If NUM0=7 or (NUM0=6 and NUM1=1) |
| | 1 | Yes | If NUM2≥1 or NUM1≥2 or NUMLT0≥2 or (NUM1=1 and NUMLT0=1) |
| | -9 | Unknown | If (NUMM>0 or NUMLT0>0) and not (NUM2≥1 or NUM1≥2 or NUMLT0≥2 or (NUM1=1 and NUMLT0=1)) |

NUM0 is the number of ST1B to ST7B values at zero; NUM1 is the number of ST1B to ST7B values at 1; NUM2 is the number of ST1B to ST7B values at 2, 3, or 4; NUMLT0 is the number of ST1B to ST7B values at -3, -2, or -1; and NUMM is the number of ST1B to ST7B values at -9. A course of conduct was established if (a) the perpetrator committed any of the ST1 to ST7 behaviors two or more times (i.e., if NUM2 ≥ 1) or (b) the perpetrator committed two or more of the ST1 to ST7 behaviors (i.e., if NUM1 = 2, or NUMLT0 = 2, or NUM1 = 1 and NUMLT0 = 1). With this coding scheme, perpetrators committed a course of conduct when they committed two or more different stalking behaviors, even if the number of times they committed each behavior is unknown.

| | | | |
|---|---|---|---|
| P_PASTYR | PERPETRATOR STALKING BEHAVIOR IN THE PAST YEAR | | |
| | 0 | No | If ST1H=0 and ST2H=0 and ST3H=0 and ST4H=0 and ST5H=0 and ST6H=0 and ST7H=0 |
| | 1 | Yes | If ST1H=-3 or ST1H=-2 or ST1H=-1 or ST1H>0 or ST2H=-3 or ST2H=-2 or ST2H=-1 or ST2H>0 or ST3H=-3 or ST3H=-2 or ST3H=-1 or ST3H>0 or ST4H=-3 or ST4H=-2 or ST4H=-1 or ST4H>0 or ST5H=-3 or ST5H=-2 or ST5H=-1 or ST5H>0 or ST6H=-3 or ST6H=-2 or ST6H=-1 or ST6H>0 or ST7H=-3 or ST7H=-2 or ST7H=-1 or ST7H>0 |
| | -9 | Unknown | If (ST1H=-9 or ST2H=-9 or ST3H=-9 or ST4H=-9 or ST5H=-9 or ST6H=-9 or ST7H=-9) and not (ST1H=-3 or ST1H=-2 or ST1H=-1 or ST1H>0 or ST2H=-3 or ST2H=-2 or ST2H=-1 or ST2H>0 or ST3H=-3 or ST3H=-2 or ST3H=-1 or ST3H>0 or ST4H=-3 or ST4H=-2 or ST4H=-1 or ST4H>0 or ST5H=-3 or ST5H=-2 or ST5H=-1 or ST5H>0 or ST6H=-3 or ST6H=-2 or ST6H=-1 or ST6H>0 or ST7H=-3 or ST7H=-2 or ST7H=-1 or ST7H>0) |

| | | | |
|---|---|---|---|
| P_MULT12 | PERPETRATOR STALKING COURSE OF CONDUCT IN PAST YEAR | | |
| | 0 | No | If P_MULT99=0 or (P_MULT99=1 and P_PASTYR=0) or (P_MULT99=-9 and P_PASTYR=0) |
| | 1 | Yes | If P_MULT99=1 and P_PASTYR=1 |

This document is a research report submitted to the U.S. Department of Justice. This report has not been published by the Department. Opinions or points of view expressed are those of the author(s) and do not necessarily reflect the official position or policies of the U.S. Department of Justice.

| | | | |
|---|---|---|---|
| | -9 | Unknown | If (P_MULT99=1 and P_PASTYR=-9) or (P_MULT99=-9 and (P_PASTYR=-9 or P_PASTYR=1)) |

P_FEAR PERPETRATOR CAUSED RESPONDENT TO FEEL FEARFUL

| | | |
|---|---|---|
| 0 | No | If STFU5=2 and STFU7=2 and STFU8=2 and STFU9=2 |
| 1 | Yes | If STFU5=1 or STFU7=1 or STFU8=1 or STFU9=1 |
| -9 | Unknown | If (STFU5=-9 or STFU7=-9 or STFU8=-9 or STFU9=-9) and not (STFU5=1 or STFU7=1 or STFU8=1 or STFU9=1) |
| -99 | N/A | If STFU5=-98 and STFU7=-98 and STFU8=-98 and STFU9=-98 |

P_STALK99 PERPETRATOR STALKED RESPONDENT IN LIFETIME

| | | |
|---|---|---|
| 0 | No | If P_MULT99=0 or (P_MULT99=-9 and P_FEAR=0) or (P_MULT99=1 and P_FEAR=0) |
| 1 | Yes | If P_MULT99=1 and P_FEAR=1 |
| -9 | Unknown | If (P_MULT99=1 and P_FEAR=-9) or (P_MULT99=-9 and P_FEAR≠0) |

P_STALK12 PERPETRATOR STALKED RESPONDENT IN PAST YEAR

| | | |
|---|---|---|
| 0 | No | If P_MULT12=0 or (P_MULT12=-9 and P_FEAR=0) or (P_MULT12=1 and P_FEAR=0) |
| 1 | Yes | If P_MULT12=1 and P_FEAR=1 |
| -9 | Unknown | If (P_MULT12=1 and P_FEAR=-9) or (P_MULT12=-9 and P_FEAR≠0) |

Seven additional variables are created to keep track of which behaviors were committed by the stalking perpetrators (note: these variables are only defined for stalking perpetrators). If a perpetrator was identified as a lifetime stalking perpetrator (i.e., if P_STALK99 = 1), seven new variables were created to keep track of whether that perpetrator committed ST1, ST2, ST3, ST4, ST5, ST6, and ST7.

P_ST1 STALKING PERPETRATOR COMMITTED ST1

| | | |
|---|---|---|
| 0 | No | If P_STALK99=1 and ST1B=0 |
| 1 | Yes | If P_STALK99=1 and (ST1B=-3 or ST1B=-2 or ST1B=-1 or ST1B>0) |
| -9 | Unknown | If P_STALK99=1 and ST1B=-9 |
| -99 | N/A | If P_STALK99=0 or P_STALK99=-9 |

P_ST2 STALKING PERPETRATOR COMMITTED ST2

| | | |
|---|---|---|
| 0 | No | If P_STALK99=1 and ST2B=0 |
| 1 | Yes | If P_STALK99=1 and (ST2B=-3 or ST2B=-2 or ST2B=-1 or ST2B>0) |
| -9 | Unknown | If P_STALK99=1 and ST2B=-9 |
| -99 | N/A | If P_STALK99=0 or P_STALK99=-9 |

P_ST3 STALKING PERPETRATOR COMMITTED ST3

| | | |
|---|---|---|
| 0 | No | If P_STALK99=1 and ST3B=0 |
| 1 | Yes | If P_STALK99=1 and (ST3B=-3 or ST3B=-2 or ST3B=-1 or ST3B>0) |
| -9 | Unknown | If P_STALK99=1 and ST3B=-9 |
| -99 | N/A | If P_STALK99=0 or P_STALK99=-9 |

P_ST4 STALKING PERPETRATOR COMMITTED ST4

| | | |
|---|---|---|
| 0 | No | If P_STALK99=1 and ST4B=0 |
| 1 | Yes | If P_STALK99=1 and (ST4B=-3 or ST4B=-2 or ST4B=-1 or ST4B>0) |

This document is a research report submitted to the U.S. Department of Justice. This report has not been published by the Department. Opinions or points of view expressed are those of the author(s) and do not necessarily reflect the official position or policies of the U.S. Department of Justice.

| | | |
|---|---|---|
| -9 | Unknown | If P_STALK99=1 and ST4B=-9 |
| -99 | N/A | If P_STALK99=0 or P_STALK99=-9 |

P_ST5 STALKING PERPETRATOR COMMITTED ST5

| | | |
|---|---|---|
| 0 | No | If P_STALK99=1 and ST5B=0 |
| 1 | Yes | If P_STALK99=1 and (ST5B=-3 or ST5B=-2 or ST5B=-1 or ST5B>0) |
| -9 | Unknown | If P_STALK99=1 and ST5B=-9 |
| -99 | N/A | If P_STALK99=0 or P_STALK99=-9 |

P_ST6 STALKING PERPETRATOR COMMITTED ST6

| | | |
|---|---|---|
| 0 | No | If P_STALK99=1 and ST6B=0 |
| 1 | Yes | If P_STALK99=1 and (ST6B=-3 or ST6B=-2 or ST6B=-1 or ST6B>0) |
| -9 | Unknown | If P_STALK99=1 and ST6B=-9 |
| -99 | N/A | If P_STALK99=0 or P_STALK99=-9 |

P_ST7 STALKING PERPETRATOR COMMITTED ST7

| | | |
|---|---|---|
| 0 | No | If P_STALK99=1 and ST7B=0 |
| 1 | Yes | If P_STALK99=1 and (ST7B=-3 or ST7B=-2 or ST7B=-1 or ST7B>0) |
| -9 | Unknown | If P_STALK99=1 and ST7B=-9 |
| -99 | N/A | If P_STALK99=0 or P_STALK99=-9 |

These perpetrator-level variables are then aggregated at the respondent-level, while counting the number of 0's, 1's, and -9's in P_STALK99 (in STALK99_0, STALK99_1, and STALK99_M, respectively), in P_STALK12 (STALK12_0, STALK12_1, and STALK12_M), in P_ST1 (ST1_0, ST1_1, and ST1_M), in P_ST2 (ST2_0, ST2_1, and ST2_M), in P_ST3 (ST3_0, ST3_1, and ST3_M), in P_ST4 (ST4_0, ST4_1, and ST4_M), in P_ST5 (ST5_0, ST5_1, and ST5_M), in P_ST6 (ST6_0, ST6_1, and ST6_M), and in P_ST7 (ST7_0, ST7_1, and ST7_M). Respondent-level measures of lifetime and past year stalking were then computed. Respondent-level measures of stalking behaviors experienced by stalking perpetrators were also computed (again, these are only defined for stalking victims).

STALK_99 LIFETIME STALKING

| | | |
|---|---|---|
| 0 | No | If STALK99_0>0 and not (STALK99_1>0 or STALK99_M>0) |
| 1 | Yes | If STALK99_1>0 |
| -9 | Unknown | If STALK99_M>0 and not (STALK99_1>0) |

STALK_12 PAST YEAR STALKING

| | | |
|---|---|---|
| 0 | No | If STALK12_0>0 and not (STALK12_1>0 or STALK12_M>0) |
| 1 | Yes | If STALK12_1>0 |
| -9 | Unknown | If STALK12_M>0 and not (STALK12_1>0) |

ST1_99 STALKING VICTIM EXPERIENCED ST1 BY STALKING PERPETRATOR

| | | |
|---|---|---|
| 0 | No | If STALK_99=1 and ST1_0>0 and ST1_1=0 and ST1_M=0 |
| 1 | Yes | If STALK_99=1 and ST1_1>0 |
| -9 | Unknown | If STALK_99=1 and ST1_M>0 and not (ST1_1>0) |
| -99 | N/A | If STALK_99=0 or STALK_99=-9 |

ST2_99 STALKING VICTIM EXPERIENCED ST2 BY STALKING PERPETRATOR

| | | |
|---|---|---|
| 0 | No | If STALK_99=1 and ST2_0>0 and ST2_1=0 and ST2_M=0 |

This document is a research report submitted to the U.S. Department of Justice. This report has not been published by the Department. Opinions or points of view expressed are those of the author(s) and do not necessarily reflect the official position or policies of the U.S. Department of Justice.

| | | | |
|---|---|---|---|
| | 1 | Yes | If STALK_99=1 and ST2_1>0 |
| | -9 | Unknown | If STALK_99=1 and ST2_M>0 and not (ST2_1>0) |
| | -99 | N/A | If STALK_99=0 or STALK_99=-9 |
| ST3_99 | STALKING VICTIM EXPERIENCED ST3 BY STALKING PERPETRATOR | | |
| | 0 | No | If STALK_99=1 and ST3_0>0 and ST3_1=0 and ST3_M=0 |
| | 1 | Yes | If STALK_99=1 and ST3_1>0 |
| | -9 | Unknown | If STALK_99=1 and ST3_M>0 and not (ST3_1>0) |
| | -99 | N/A | If STALK_99=0 or STALK_99=-9 |
| ST4_99 | STALKING VICTIM EXPERIENCED ST4 BY STALKING PERPETRATOR | | |
| | 0 | No | If STALK_99=1 and ST4_0>0 and ST4_1=0 and ST4_M=0 |
| | 1 | Yes | If STALK_99=1 and ST4_1>0 |
| | -9 | Unknown | If STALK_99=1 and ST4_M>0 and not (ST4_1>0) |
| | -99 | N/A | If STALK_99=0 or STALK_99=-9 |
| ST5_99 | STALKING VICTIM EXPERIENCED ST5 BY STALKING PERPETRATOR | | |
| | 0 | No | If STALK_99=1 and ST5_0>0 and ST5_1=0 and ST5_M=0 |
| | 1 | Yes | If STALK_99=1 and ST5_1>0 |
| | -9 | Unknown | If STALK_99=1 and ST5_M>0 and not (ST5_1>0) |
| | -99 | N/A | If STALK_99=0 or STALK_99=-9 |
| ST6_99 | STALKING VICTIM EXPERIENCED ST6 BY STALKING PERPETRATOR | | |
| | 0 | No | If STALK_99=1 and ST6_0>0 and ST6_1=0 and ST6_M=0 |
| | 1 | Yes | If STALK_99=1 and ST6_1>0 |
| | -9 | Unknown | If STALK_99=1 and ST6_M>0 and not (ST6_1>0) |
| | -99 | N/A | If STALK_99=0 or STALK_99=-9 |
| ST7_99 | STALKING VICTIM EXPERIENCED ST7 BY STALKING PERPETRATOR | | |
| | 0 | No | If STALK_99=1 and ST7_0>0 and ST7_1=0 and ST7_M=0 |
| | 1 | Yes | If STALK_99=1 and ST7_1>0 |
| | -9 | Unknown | If STALK_99=1 and ST7_M>0 and not (ST7_1>0) |
| | -99 | N/A | If STALK_99=0 or STALK_99=-9 |

Data were then merged with the final "CORE WITH WEIGHTS.SAV" data file. Additional recodes were necessary to handle system missing data in STALK_99, STALK_12, and ST1_99 to ST7_99 (for respondents with no perpetrator-level data in the stalking section). System missing data in STALK_99 are recoded to 0 when ST1 = 0 and ST2 = 0 and ST3 = 0 and ST4 = 0 and ST5 = 0 and ST6 = 0 and ST7 = 0, and are recoded to -9 when ST1 = -9 or ST2 = -9 or ST3 = -9 or ST4 = -9 or ST5 = -9 or ST6 = -9 or ST7 = -9. System missing data in STALK_12 are recoded to 0 when ST1F = 0 and ST2F = 0 and ST3F = 0 and ST4F = 0 and ST5F = 0 and ST6F = 0 and ST7F = 0, and are recoded to -9 when ST1F = -9 or ST2F = -9 or ST3F = -9 or ST4F = -9 or ST5F = -9 or ST6F = -9 or ST7F = -9. All system missing data in ST1_99 to ST7_99 are recoded to -99. Recodes were also necessary for respondents with 15 or more lifetime perpetrators. When these respondents reported not being stalked (i.e., when STALK_99 = 0 or STALK_12 = 0), data are recoded to -9 (because these respondents may have been stalked by other perpetrators whose initials were not collected). Finally, recodes were necessary for respondents with missing data in ST1, ST2, ST3, ST4, ST5, ST6, or ST7. For these respondents, there are no perpetrator-level data. As a result, STALK_99 = 0 and STALK_12 = 0. STALK_99 and STALK_12 were recoded from 0 to -9 when ST1 = -9 or ST2 = -9 or

This document is a research report submitted to the U.S. Department of Justice. This report has not been published by the Department. Opinions or points of view expressed are those of the author(s) and do not necessarily reflect the official position or policies of the U.S. Department of Justice.

ST3 = -9 or ST4 = -9 or ST5 = -9 or ST6 = -9 or ST7 = -9. Final results were saved in the "STALKING CORE WITH WEIGHTS.SAV" data file and were exported in the "STALKINGCORE.POR" data file.

Additional checks were performed to make sure that respondents were not classified as non-victims because of how perpetrator initials were recoded in Chapter 13. There were two respondents with duplicate initials in the stalking section (103313711 and 104669681). The first reported ST2 and ST5 victimizations by different perpetrators with the same initials. This respondent was not a lifetime victim or a past year victim. In the follow-up data, neither of these perpetrators caused the respondent to experience fear. As a result, no recodes were necessary. The second reported ST1 and ST4 victimizations by different perpetrators with the same initials. This respondent was a lifetime victim, but not a past year victim. This respondent did not experience stalking behaviors in the past year. As a result, no recodes were necessary. In Chapter 18, two perpetrator initials were recoded. Again, these did not impact stalking estimates and no additional recodes were necessary.

The following table provides the lifetime and past year estimates from the 2010 general population sample for the composite measure of stalking. Estimates are provided for both men and women, and include both the CDC and NIJ estimates. Table 19.19 provides the lifetime estimates of each behavior among female victims and male victims (and again includes both the CDC and NIJ estimates). All estimates were produced from the subsample of respondents who completed the sexual violence section.

**Table 19.18. CDC and NIJ Weighted Estimates of Stalking: 2010 General Population Sample**

| | Women | | Men | |
|---|---|---|---|---|
| **Stalking** | CDC | NIJ | CDC | NIJ |
| Lifetime Estimate | 16.2% | 27.2% | 5.2% | 13.4% |
| Past Year Estimate | 4.3% | 7.8% | 1.3% | 4.0% |

**Table 19.19. Lifetime Reports of Stalking Among Victims: CDC and NIJ Weighted Estimates from the 2010 General Population Sample**

| | Women | | Men | |
|---|---|---|---|---|
| **Stalking Among Victims** | CDC | NIJ | CDC | NIJ |
| Unwanted phone calls | 78.8% | 82.1% | 75.9% | 81.4% |
| Unwanted emails or messages | 12.9% | 13.9% | 12.3% | 18.5% |
| Unwanted gifts | 26.4% | 25.4% | 11.6% | 13.9% |
| Watched or followed | 38.6% | 33.8% | 31.0% | 25.9% |
| Approached or showed up | 57.6% | 52.5% | 43.5% | 43.0% |
| Left strange items | 12.2% | 9.1% | 9.0% | 5.9% |
| Snuck into home or car | 22.9% | 18.1% | 16.6% | 13.3% |

There are again some differences between the NIJ estimates and the CDC estimates, and these are likely due to differences in both data cleaning and analysis.

This document is a research report submitted to the U.S. Department of Justice. This report has not been published by the Department. Opinions or points of view expressed are those of the author(s) and do not necessarily reflect the official position or policies of the U.S. Department of Justice.

## O. BEING SLAPPED, PUSHED OR SHOVED BY INTIMATE PARTNERS

The composite for being slapped, pushed, or shoved includes both lifetime (PV_99) and past year (PV_12) measures. The composite is based on two PV variables (PV2 and PV3):

PV2 Slapped you?
PV3 Pushed or shoved you?

SPS_99 LIFETIME SLAPPED PUSHED SHOVED BY INTIMATE PARTNERS

| | | |
|---|---|---|
| 0 | No | If PV2=0 and PV3=0 |
| 1 | Yes | If PV2>0 or PV3>0 |
| -9 | Unknown | If (PV2=-9 or PV3=-9) and not (PV2>0 or PV3>0) |

SPS_12 PAST YEAR SLAPPED PUSHED SHOVED BY INTIMATE PARTNERS

| | | |
|---|---|---|
| 0 | No | If PV2F=0 and PV3F=0 |
| 1 | Yes | If PV2F=1 or PV3F=1 |
| -9 | Unknown | If (PV2F=-9 or PV3F=-9) and not (PV2F=1 or PV3F=1) |

The following table provides the lifetime and past year estimates from the 2010 general population sample for the composite measure of being slapped, pushed, or shoved and the two PV variables included in this composite. Estimates are provided for both men and women, and include both the CDC and NIJ estimates. All estimates were produced from the subsample of respondents who completed the sexual violence section.

**Table 19.20. CDC and NIJ Weighted Estimates of Being Slapped, Pushed or Shoved: 2010 General Population Sample**

| | Women | | Men | |
|---|---|---|---|---|
| **Being Slapped, Pushed or Shoved** | CDC | NIJ | CDC | NIJ |
| **Lifetime Estimate** | **30.3%** | **32.0%** | **25.7%** | **27.8%** |
| Slapped | 20.4% | 21.3% | 18.3% | 19.8% |
| Pushed or Shoved | 27.5% | 29.0% | 19.4% | 20.9% |
| **Past Year Estimate** | **3.6%** | **3.9%** | **4.5%** | **5.2%** |
| Slapped | 1.6% | 1.6% | 2.7% | 3.2% |
| Pushed or Shoved | 3.4% | 3.6% | 3.8% | 4.2% |

There are again some differences between the NIJ estimates and the CDC estimates, and these are likely due to differences in both data cleaning and analysis.

## P. SEVERE PHYSICAL VIOLENCE BY INTIMATE PARTNERS

The composite for severe physical violence includes both lifetime (SPV_99) and past year (SPV_12) measures. The composite is based on eight PV variables (PV4 to PV7 and PV9 to PV12):

PV4 Hit you with a fist or something hard?

This document is a research report submitted to the U.S. Department of Justice. This report has not been published by the Department. Opinions or points of view expressed are those of the author(s) and do not necessarily reflect the official position or policies of the U.S. Department of Justice.

| | |
|---|---|
| PV5 | Kicked you? |
| PV6 | Hurt you by pulling your hair? |
| PV7 | Slammed you against something? |
| PV9 | Tried to hurt you by choking or suffocating you? |
| PV10 | Beaten you? |
| PV11 | Burned you on purpose? |
| PV12 | Used a knife or gun on you? |

SPV_99 LIFETIME SEVERE PHYSICAL VIOLENCE BY INTIMATE PARTNERS

| | | |
|---|---|---|
| 0 | No | If PV4=0 and PV5=0 and PV6=0 and PV7=0 and PV9=0 and PV10=0 and PV11=0 and PV12=0 |
| 1 | Yes | If PV4>0 or PV5>0 or PV6>0 or PV7>0 or PV9>0 or PV10>0 or PV11>0 or PV12>0 |
| -9 | Unknown | If (PV4=-9 or PV5=-9 or PV6=-9 or PV7=-9 or PV9=-9 or PV10=-9 or PV11=-9 or PV12=-9) and not (PV4>0 or PV5>0 or PV6>0 or PV7>0 or PV9>0 or PV10>0 or PV11>0 or PV12>0) |

SPV_12 PAST YEAR SEVERE PHYSICAL VIOLENCE BY INTIMATE PARTNERS

| | | |
|---|---|---|
| 0 | No | If PV4F=0 and PV5F=0 and PV6F=0 and PV7F=0 and PV9F=0 and PV10F=0 and PV11F=0 and PV12F=0 |
| 1 | Yes | If PV4F=1 or PV5F=1 or PV6F=1 or PV7F=1 or PV9F=1 or PV10F=1 or PV11F=1 or PV12F=1 |
| -9 | Unknown | If (PV4F=-9 or PV5F=-9 or PV6F=-9 or PV7F=-9 or PV9F=-9 or PV10F=-9 or PV11F=-9 or PV12F=-9) and not (PV4F=1 or PV5F=1 or PV6F=1 or PV7F=1 or PV9F=1 or PV10F=1 or PV11F=1 or PV12F=1) |

The following table provides the lifetime and past year estimates from the 2010 general population sample for the composite measure of severe physical violence and the eight PV variables that are included in this composite. Estimates are provided for both men and women, and include both the CDC and NIJ estimates. All estimates were produced from the subsample of respondents who completed the sexual violence section.

There are again some differences between the NIJ estimates and the CDC estimates, and these are likely due to differences in both data cleaning and analysis.

This document is a research report submitted to the U.S. Department of Justice. This report has not been published by the Department. Opinions or points of view expressed are those of the author(s) and do not necessarily reflect the official position or policies of the U.S. Department of Justice.

**Table 19.21. CDC and NIJ Weighted Estimates of Severe Physical Violence: 2010 General Population Sample**

| | Women | | Men | |
|---|---|---|---|---|
| **Severe Physical Violence** | CDC | NIJ | CDC | NIJ |
| **Lifetime Estimate** | **24.3%** | **25.6%** | **13.8%** | **14.9%** |
| Hurt by having hair pulled | 10.4% | 11.2% | 2.9% | 3.2% |
| Hit with a fist or something hard | 14.2% | 15.1% | 9.4% | 10.2% |
| Kicked | 7.1% | 7.7% | 4.3% | 4.7% |
| Slammed against something | 17.2% | 18.2% | 2.7% | 3.0% |
| Hurt by being choked or suffocated | 9.7% | 10.3% | 1.1% | 1.2% |
| Beaten | 11.2% | 11.9% | 2.6% | 2.9% |
| Burned on purpose | 1.1% | 1.2% | 0.6% | 0.7% |
| Had a knife or gun used on them | 4.6% | 5.2% | 2.8% | 3.0% |
| **Past Year Estimate** | **2.7%** | **2.9%** | **2.0%** | **2.4%** |
| Hurt by having hair pulled | 0.8% | 0.9% | 0.3% | 0.4% |
| Hit with a fist or something hard | 1.1% | 1.2% | 1.4% | 1.7% |
| Kicked | 0.3% | 0.3% | 0.7% | 0.8% |
| Slammed against something | 1.5% | 1.8% | 0.4% | 0.4% |
| Hurt by being choked or suffocated | 0.9% | 1.0% | NR | 0.1% |
| Beaten | 0.7% | 0.8% | 0.3% | 0.4% |
| Burned on purpose | NR | 0.0% | NR | 0.0% |
| Had a knife or gun used on them | NR | 0.3% | NR | 0.1% |

*Note: NR, not reported (relative standard error > 30% or cell size ≤ 20).*

## Q. PHYSICAL VIOLENCE BY INTIMATE PARTNERS

The composite for physical violence includes both lifetime (PV_99) and past year (PV_12) measures. The lifetime composite combines the lifetime composite for being slapped, pushed, or shoved (SPS_99) and the lifetime composite for severe physical violence (SPV_99). Similarly, the past year composite combines the past year composite for being slapped, pushed, or shoved (SPS_12) and the past year composite for severe physical violence (SPV_12).

PV_99 LIFETIME PHYSICAL VIOLENCE BY INTIMATE PARTNERS

| | | |
|---|---|---|
| 0 | No | If SPS_99=0 and SPV_99=0 |
| 1 | Yes | If SPS_99=1 or SPV_99=1 |
| -9 | Unknown | If (SPS_99=-9 or SPV_99=-9) and not (SPS_99=1 or SPV_99=1) |

PV_12 PAST YEAR PHYSICAL VIOLENCE BY INTIMATE PARTNERS

| | | |
|---|---|---|
| 0 | No | If SPS_12=0 and SPV_12=0 |
| 1 | Yes | If SPS_12=1 or SPV_12=1 |
| -9 | Unknown | If (SPS_12=-9 or SPV_12=-9) and not (SPS_12=1 or SPV_12=1) |

This document is a research report submitted to the U.S. Department of Justice. This report has not been published by the Department. Opinions or points of view expressed are those of the author(s) and do not necessarily reflect the official position or policies of the U.S. Department of Justice.

The following table provides the lifetime and past year estimates from the 2010 general population sample for the physical violence composite (and the composite for being slapped, pushed or shoved and the composite for severe physical violence that were previously reported in the tables above). Estimates are provided for both men and women, and include both the CDC and NIJ estimates. All estimates were produced from the subsample of respondents who completed the sexual violence section.

**Table 19.22. CDC and NIJ Weighted Estimates of Physical Violence: 2010 General Population Sample**

| | Women | | Men | |
|---|---|---|---|---|
| **Physical Violence** | CDC | NIJ | CDC | NIJ |
| **Lifetime Estimate** | **32.9%** | **34.7%** | **28.2%** | **30.6%** |
| Being slapped, pushed or shoved | 30.3% | 32.0% | 25.7% | 27.8% |
| Severe physical violence | 24.3% | 25.6% | 13.8% | 14.9% |
| **Past Year Estimate** | **4.0%** | **4.3%** | **4.7%** | **5.6%** |
| Being slapped, pushed or shoved | 3.6% | 3.9% | 4.5% | 5.2% |
| Severe physical violence | 2.7% | 2.9% | 2.0% | 2.4% |

There are again some differences between the NIJ estimates and the CDC estimates, and these are likely due to differences in both data cleaning and analysis.

## R. EXPRESSIVE AGGRESSION BY INTIMATE PARTNERS

The composite for expressive aggression includes both lifetime (EA_99) and past year (EA_12) measures. The composite is based on five PA variables (PA1 to PA5):

PA1 Acted very angry towards you in a way that seemed dangerous?
PA2 Told you that you were a loser, a failure, or not good enough?
PA3 Called you names like ugly, fat, crazy, or stupid?
PA4 Insulted, humiliated, or made fun of you in front of others?
PA5 Told you that no one else would want you?

EA_99 LIFETIME EXPRESSIVE AGGRESSION BY INTIMATE PARTNERS

| | | |
|---|---|---|
| 0 | No | If PA1=0 and PA2=0 and PA3=0 and PA4=0 and PA5=0 |
| 1 | Yes | If PA1>0 or PA2>0 or PA3>0 or PA4>0 or PA5>0 |
| -9 | Unknown | If (PA1=-9 or PA2=-9 or PA3=-9 or PA4=-9 or PA5=-9) and not (PA1>0 or PA2>0 or PA3>0 or PA4>0 or PA5>0) |

EA_12 PAST YEAR EXPRESSIVE AGGRESSION BY INTIMATE PARTNERS

| | | |
|---|---|---|
| 0 | No | If PA1F=0 and PA2F=0 and PA3F=0 and PA4F=0 and PA5F=0 |
| 1 | Yes | If PA1F=1 or PA2F=1 or PA3F=1 or PA4F=1 or PA5F=1 |
| -9 | Unknown | If (PA1F=-9 or PA2F=-9 or PA3F=-9 or PA4F=-9 or PA5F=-9) and not (PA1F=1 or PA2F=1 or PA3F=1 or PA4F=1 or PA5F=1) |

This document is a research report submitted to the U.S. Department of Justice. This report has not been published by the Department. Opinions or points of view expressed are those of the author(s) and do not necessarily reflect the official position or policies of the U.S. Department of Justice.

The following table provides the lifetime and past year estimates from the 2010 general population sample for the expressive aggression composite. Estimates are provided for both men and women, and include both the CDC and NIJ estimates. Table 19.24 provides the lifetime estimates of each behavior among female victims and male victims (and again includes both the CDC and NIJ estimates). All estimates were produced from the subsample of respondents who completed the sexual violence section.

**Table 19.23. CDC and NIJ Weighted Estimates of Expressive Aggression: 2010 General Population Sample**

| | Women | | Men | |
|---|---|---|---|---|
| **Expressive Aggression** | CDC | NIJ | CDC | NIJ |
| Lifetime Estimate | 40.3% | 42.8% | 31.9% | 35.4% |
| Past Year Estimate | 10.4% | 11.5% | 9.3% | 11.1% |

**Table 19.24. Lifetime Reports of Expressive Aggression Among Victims: CDC and NIJ Weighted Estimates from the 2010 General Population Sample**

| | Women | | Men | |
|---|---|---|---|---|
| **Expressive Aggression Among Victims** | CDC | NIJ | CDC | NIJ |
| Experienced very angry actions that seemed dangerous | 57.9% | 60.3% | 40.4% | 41.3% |
| Told they were a loser, a failure or not good enough | 48.9% | 49.6% | 42.4% | 42.6% |
| Called names like ugly, fat, crazy, stupid | 64.3% | 64.5% | 51.6% | 52.1% |
| Insulted, humiliated, made fun of | 58.0% | 59.1% | 39.4% | 40.7% |
| Told no one else would want them | 39.1% | 38.9% | 23.0% | 23.2% |

There are differences between the NIJ estimates and the CDC estimates, and these are likely due to differences in both data cleaning and analysis.

## S. COERCIVE CONTROL BY INTIMATE PARTNERS

The composite for coercive control includes both lifetime (CC_99) and past year (CC_12) measures. The composite is based on 12 CCE variables (CCE1 to CCE12) and one PV variable (PV1):

- CCE1 Tried to keep you from seeing or talking to your family or friends?
- CCE2 Made decisions for you that should have been yours to make, such as the clothes you wear, things you eat, or the friends you have?
- CCE3 Kept track of you by demanding to know where you were and what you were doing?
- CCE4 Threatened to hurt him or herself or commit suicide when he or she was upset with you?
- CCE5 Threatened to hurt a pet or threatened to take a pet away from you?
- CCE6 Threatened to hurt someone you love?
- CCE7 Hurt someone you love?
- CCE8 Threatened to take your children away from you?
- CCE9 Kept you from leaving the house when you wanted to go?

This document is a research report submitted to the U.S. Department of Justice. This report has not been published by the Department. Opinions or points of view expressed are those of the author(s) and do not necessarily reflect the official position or policies of the U.S. Department of Justice.

| | |
|---|---|
| CCE10 | Kept you from having money for your own use? |
| CCE11 | Destroyed something that was important to you? |
| CCE12 | Said things like "If I can't have you, then no one can"? |
| PV1 | Made threats to physically harm you? |

| | | | |
|---|---|---|---|
| CC_99 | LIFETIME COERCIVE CONTROL BY INTIMATE PARTNERS | | |
| | 0 | No | If CCE1=0 and CCE2=0 and CCE3=0 and CCE4=0 and CCE5=0 and CCE6=0 and CCE7=0 and (CCE8=0 or CCE8=-99) and CCE9=0 and CCE10=0 and CCE11=0 and CCE12=0 and PV1=0 |
| | 1 | Yes | If CCE1>0 or CCE2>0 or CCE3>0 or CCE4>0 or CCE5>0 or CCE6>0 or CCE7>0 or CCE8>0 or CCE9>0 or CCE10>0 or CCE11>0 or CCE12>0 or PV1>0 |
| | -9 | Unknown | If (CCE1=-9 or CCE2=-9 or CCE3=-9 or CCE4=-9 or CCE5=-9 or CCE6=-9 or CCE7=-9 or CCE8=-9 or CCE9=-9 or CCE10=-9 or CCE11=-9 or CCE12=-9 or PV1=-9) and not (CCE1>0 or CCE2>0 or CCE3>0 or CCE4>0 or CCE5>0 or CCE6>0 or CCE7>0 or CCE8>0 or CCE9>0 or CCE10>0 or CCE11>0 or CCE12>0 or PV1>0) |
| CC_12 | PAST YEAR COERCIVE CONTROL BY INTIMATE PARTNERS | | |
| | 0 | No | If CCE1F=0 and CCE2F=0 and CCE3F=0 and CCE4F=0 and CCE5F=0 and CCE6F=0 and CCE7F=0 and (CCE8F=0 or CCE8F=-99) and CCE9F=0 and CCE10F=0 and CCE11F=0 and CCE12F=0 and PV1F=0 |
| | 1 | Yes | If CCE1F=1 or CCE2F=1 or CCE3F=1 or CCE4F=1 or CCE5F=1 or CCE6F=1 or CCE7F=1 or CCE8F=1 or CCE9F=1 or CCE10F=1 or CCE11F=1 or CCE12F=1 or PV1F=1 |
| | -9 | Unknown | If (CCE1F=-9 or CCE2F=-9 or CCE3F=-9 or CCE4F=-9 or CCE5F=-9 or CCE6F=-9 or CCE7F=-9 or CCE8F=-9 or CCE9F=-9 or CCE10F=-9 or CCE11F=-9 or CCE12F=-9 or PV1F=-9) and not (CCE1F=1 or CCE2F=1 or CCE3F=1 or CCE4F=1 or CCE5F=1 or CCE6F=1 or CCE7F=1 or CCE8F=1 or CCE9F=1 or CCE10F=1 or CCE11F=1 or CCE12F=1 or PV1F=1) |

Table 19.25 provides the lifetime and past year estimates from the 2010 general population sample for the coercive control composite. Estimates are provided for both men and women, and include both the CDC and NIJ estimates. Table 19.26 provides the lifetime estimates of each behavior among female victims and male victims (and again includes both the CDC and NIJ estimates). All estimates were produced from the subsample of respondents who completed the sexual violence section.

**Table 19.25. CDC and NIJ Weighted Estimates of Coercive Control: 2010 General Population Sample**

| | Women | | Men | |
|---|---|---|---|---|
| **Coercive Control** | CDC | NIJ | CDC | NIJ |
| Lifetime Estimate | 41.1% | 43.2% | 42.5% | 45.6% |
| Past Year Estimate | 10.7% | 11.7% | 15.2% | 17.1% |

This document is a research report submitted to the U.S. Department of Justice. This report has not been published by the Department. Opinions or points of view expressed are those of the author(s) and do not necessarily reflect the official position or policies of the U.S. Department of Justice.

**Table 19.26. Lifetime Reports of Coercive Control Among Victims: CDC and NIJ Weighted Estimates from the 2010 General Population Sample**

| | Women | | Men | |
|---|---|---|---|---|
| **Coercive Control Among Victims** | CDC | NIJ | CDC | NIJ |
| Kept from seeing or talking to family or friends | 43.7% | 44.5% | 28.3% | 29.0% |
| Had decisions made that should have been theirs to make | 41.2% | 41.4% | 35.5% | 36.3% |
| Were tracked by being asked about locations and actions | 61.7% | 62.7% | 63.1% | 64.2% |
| Threatened with being physically harmed | 45.5% | 45.5% | 20.1% | 20.8% |
| Threatened with others hurting themselves when upset | 37.1% | 37.3% | 24.8% | 25.7% |
| Threatened with having pets hurt or taken away | 11.4% | 11.9% | 4.2% | 4.2% |
| Threatened with having loved ones hurt | 14.5% | 14.9% | 4.0% | 4.3% |
| Had loved ones who were hurt | 13.4% | 13.9% | 5.3% | 5.7% |
| Threatened with having children taken away | 21.5% | 21.5% | 13.0% | 13.1% |
| Kept from leaving the house when they wanted to go | 36.0% | 35.9% | 19.4% | 19.9% |
| Kept from having their own money to use | 22.2% | 22.5% | 12.9% | 12.9% |
| Had something that was important to them destroyed | 39.7% | 40.1% | 28.8% | 30.2% |
| Told things like "if I can't have you then no one can" | 27.4% | 28.1% | 15.4% | 15.6% |

There are differences between the NIJ estimates and the CDC estimates, and these are likely due to differences in both data cleaning and analysis.

## T. PSYCHOLOGICAL AGGRESSION BY INTIMATE PARTNERS

The composite for psychological aggression includes both lifetime (PA_99) and past year (PA_12) measures. The lifetime composite combines the lifetime composite on expressive aggression (EA_99) and the lifetime composite on coercive control (CC_99). Similarly, the past year composite combines the past year composite on expressive aggression (EA_12) and the past year composite on coercive control (CC_12). (Note: in Chapter 26, the control of reproductive or sexual health is added as a third component of psychological aggression).

PA_99 LIFETIME PSYCHOLOGICAL AGGRESSION BY INTIMATE PARTNERS

| | | |
|---|---|---|
| 0 | No | If EA_99=0 and CC_99=0 |
| 1 | Yes | If EA_99=1 or CC_99=1 |
| -9 | Unknown | If (EA_99=-9 or CC_99=-9) and not (EA_99=1 or CC_99=1) |

PA_12 PAST YEAR PSYCHOLOGICAL AGGRESSION BY INTIMATE PARTNERS

| | | |
|---|---|---|
| 0 | No | If EA_12=0 and CC_12=0 |
| 1 | Yes | If EA_12=1 or CC_12=1 |
| -9 | Unknown | If (EA_12=-9 or CC_12=-9) and not (EA_12=1 or CC_12=1) |

The following table provides the lifetime and past year estimates from the 2010 general population sample for the psychological aggression composite (and the expressive aggression and coercive control composites previously reported in the tables above). Estimates are provided for both men and women,

This document is a research report submitted to the U.S. Department of Justice. This report has not been published by the Department. Opinions or points of view expressed are those of the author(s) and do not necessarily reflect the official position or policies of the U.S. Department of Justice.

and include both the CDC and NIJ estimates. All estimates were produced from the subsample of respondents who completed the sexual violence section.

**Table 19.27. CDC and NIJ Weighted Estimates of Psychological Aggression: 2010 General Population Sample**

| | Women | | Men | |
|---|---|---|---|---|
| **Psychological Aggression** | CDC | NIJ | CDC | NIJ |
| **Lifetime Estimate** | **48.4%** | **51.4%** | **48.8%** | **53.0%** |
| Expressive aggression | 40.3% | 42.8% | 31.9% | 35.4% |
| Coercive control | 41.1% | 43.2% | 42.5% | 45.6% |
| **Past Year Estimate** | **13.9%** | **15.6%** | **18.1%** | **20.8%** |
| Expressive aggression | 10.4% | 11.5% | 9.3% | 11.1% |
| Coercive control | 10.7% | 11.7% | 15.2% | 17.1% |

There are differences between the NIJ estimates and the CDC estimates, and these are likely due to differences in both data cleaning and analysis.

## U. CONTROL OF REPRODUCTIVE OR SEXUAL HEALTH BY INTIMATE PARTNERS

The composite for control of reproductive or sexual health by intimate partners includes both lifetime (CRSH_99) and past year (CRSH_12) measures. The composite is based on two CCE variables (CCE13 and CCE14):

CCE13 Tried to get you pregnant when you did not want to become pregnant or tried to stop you from using birth control? / Tried to get pregnant when you did not want them to get pregnant or tried to stop you from using birth control?

CCE14 Refused to use a condom when you wanted them to use one?

CRSH_99 LIFETIME CONTROL OF REPRODUCTIVE OR SEXUAL HEALTH BY INTIMATE PARTNERS

| | | |
|---|---|---|
| 0 | No | If CCE13=0 and CCE14=0 |
| 1 | Yes | If CCE13>0 or CCE14>0 |
| -9 | Unknown | If (CCE13=-9 or CCE14=-9) and not (CCE13=1 or CCE14=1) |

CRSH_12 PAST YEAR CONTROL OF REPRODUCTIVE OR SEXUAL HEALTH BY INTIMATE PARTNERS

| | | |
|---|---|---|
| 0 | No | If CCE13F=0 and CCE14F=0 |
| 1 | Yes | If CCE13F=1 or CCE14F=1 |
| -9 | Unknown | If (CCE13F=-9 or CCE14F=-9) and not (CCE13F=1 or CCE14F=1) |

The following table provides the lifetime and past year estimates from the 2010 general population sample for the control of reproductive or sexual health composite. Estimates are provided for both men and women, and include both the CDC and NIJ estimates. All estimates were produced from the subsample of respondents who completed the sexual violence section.

This document is a research report submitted to the U.S. Department of Justice. This report has not been published by the Department. Opinions or points of view expressed are those of the author(s) and do not necessarily reflect the official position or policies of the U.S. Department of Justice.

**Table 19.28. CDC and NIJ Weighted Estimates of Control of Reproductive or Sexual Health: 2010 General Population Sample**

| | Women | | Men | |
|---|---|---|---|---|
| **Control of Reproductive or Sexual Health** | CDC | NIJ | CDC | NIJ |
| **Lifetime Estimate** | **8.6%** | **9.9%** | **10.4%** | **11.7%** |
| Tried to start unwanted pregnancy | 4.8% | 5.2% | 8.7% | 9.7% |
| Refused to wear condom | 6.7% | 7.8% | 3.8% | 4.5% |
| **Past Year Estimate** | **--** | **2.0%** | **--** | **2.0%** |
| Tried to start unwanted pregnancy | -- | 0.9% | -- | 1.4% |
| Refused to wear condom | -- | 1.6% | -- | 1.3% |

*Note: --, not included in 2010 Summary Report.*

There are again some differences between the NIJ estimates and the CDC estimates, and these are likely due to differences in both data cleaning and analysis.

This document is a research report submitted to the U.S. Department of Justice. This report has not been published by the Department. Opinions or points of view expressed are those of the author(s) and do not necessarily reflect the official position or policies of the U.S. Department of Justice.

# DOCUMENTATION FOR ANALYSIS OF VIOLENCE AGAINST AMERICAN INDIAN AND ALASKA NATIVE WOMEN AND MEN: 2010 FINDINGS FROM THE NATIONAL INTIMATE PARTNER AND SEXUAL VIOLENCE SURVEY (NISVS) BY THE NATIONAL INSTITUTE OF JUSTICE

## CHAPTER 20
## SEXUAL VIOLENCE FOLLOW-UP SECTION

The sexual violence follow-up section includes a variety of questions, at both the respondent- and perpetrator-levels. These follow-up questions were included in "FINAL SV.SAV" data file, but were not included in any of the data checks. In this chapter, the sexual violence follow-up data are extracted, checked, and cleaned.

### A. DATA EXTRACTIONS

The "CREATE RESP SVFU.SPS" syntax file merges the respondent-level sexual violence follow-up data from the "FINAL SV.SAV" data file (created in Chapter 12) and the clean sexual violence data from the "CLEAN SV.SAV" data file (created in Chapter 13). A new variable (NUMP) is created to identify the respondents with multiple perpetrators in SV7 to SV17. Results are saved in the "RESP SVFU.SAV" data file. This data file has 21,378 observations and 5,542 variables.

The "CREATE PERP SVFU.SPS" syntax file first verifies that SV#P* is not defined for SV7 to SV11 (# = 7 to 11, * = 1 to 15) and that SV#Q*, SV#R*, and SV#S* are not defined for SV1 to SV6 or for SV12 to SV22 (# = 1 to 6 and 12 to 22, * = 1 to 15). No problems were found. It then creates a perpetrator-level data set by merging the clean perpetrator-level sexual violence follow-up data from the "CLEAN SV.SAV" data file (created in Chapter 13) and the final clean perpetrator-level file "FINAL CLEAN NISVS PERP.SAV" (created in Chapter 17). There are three perpetrators in the "FINAL CLEAN NISVS PERP.SAV" data file that are not included in the "CLEAN SV.SAV" data file (their initials were recoded in Chapter 13). It is not possible to link the sexual violence follow-up data to these recoded initials. For these cases, perpetrator initials were recoded (see details in the "CREATE PERP SVFU.SPS" syntax file) and all core data were recoded using the logic from Chapter 17 (note: the same logic was also used to recode the core stalking data in Chapter 18). More specifically, missing data in the B variables were recoded to -99 when N = -99 (because questions are not applicable), to -9 when N99 = -9 (because questions were not answered), to 0 when N99 = 0 (because the respondent was not victimized), to 0 when 1 ≤ N99 ≤ 14 (because the respondent was not victimized by these perpetrators; the respondent was victimized by other perpetrators), and to -9 when N99 = 15 (because the respondent was victimized, but the perpetrator was not included in the list of 15).

The "CREATE PERP SVFU.SPS" syntax file also adds all B variables (SV1B to SV22B), the respondent's gender, and a variable to indicate whether the respondent was American Indian or Alaska Native (AIAN). Finally, new variables are created to indicate whether the perpetrator committed at least one SV7 to SV17 behavior (SV7TO17) and whether the perpetrator committed at least two SV7 to SV17 behaviors (i.e., at least two different behaviors or the same behavior at least twice; MULT7TO17). New variable and value labels are created, and results are saved in the "PERP SVFU.SAV" data file which has 51,485 observations and 119 variables.

This document is a research report submitted to the U.S. Department of Justice. This report has not been published by the Department. Opinions or points of view expressed are those of the author(s) and do not necessarily reflect the official position or policies of the U.S. Department of Justice.

Data & Files in the "GET SVFU DATA" folder:

| | | | |
|---|---|---|---|
| PERP SVFU | 1/8/2015 12:49 PM | SPSS Statistics Data Document | 7,754 KB |
| CREATE PERP SVFU | 1/8/2015 12:48 PM | SPSS Statistics Syntax File | 36 KB |
| CREATE RESP SVFU | 1/8/2015 12:47 PM | SPSS Statistics Syntax File | 4 KB |
| RESP SVFU | 1/8/2015 11:50 AM | SPSS Statistics Data Document | 149,026 KB |
| SV7 TO SV17 PERPS | 1/8/2015 11:50 AM | SPSS Statistics Data Document | 58 KB |

## B. DATA CHECKS AND DATA CLEANING FOR RESPONDENT-LEVEL DATA

The respondent-level sexual violence follow-up data include seven questions about the number of perpetrators for the incidents where the respondent experienced SV7 to SV17 victimizations. If the respondents reported more than one perpetrator in SV7 to SV17, respondents were asked:

| | |
|---|---|
| SVFU_O | Did any of these things involve more than one person having sex with you on the same occasion? |
| SVFU_P | How many times has more than one person had sex with you on the same occasion? |
| SVFU_Q1 | How many people were involved the first time this happened? |
| SVFU_Q2 | How many people were involved the second time this happened? |
| SVFU_Q3 | How many people were involved the third time this happened? |
| SVFU_Q4 | How many people were involved the fourth time this happened? |
| SVFU_Q5 | How many people were involved the fifth time this happened? |

Data recodes for these seven follow-up variables are limited to recoding missing data. Analysts who wish to use these seven variables will need to perform additional data checks and recodes. For example, there are three respondents who indicated that only one perpetrator was involved the first time multiple people had sex with them on the same occasion. These data are incongruent ('one' is not a valid answer for SVFU_Q1). These types of problems were neither checked nor corrected. Instead, data cleaning was limited to recoding all missing data values.

Data checks were performed to make sure that SVFU_O had a value when the respondent identified two or more different perpetrators in SV7 to SV17 (and did not have a value when the respondent didn't). There are 1,918 cases where SVFU_O is coded as not administered (i.e., SVFU_O = -3) when the respondent did not identify two or more different perpetrators in SV7 to SV17. There are 30 cases where SVFU_O is missing, but the respondent did identify two or more different perpetrators in SV7 to SV17. All missing data and values for SVFU_O are recoded. When the respondent identified two or more different perpetrators in SV7 to SV17, all missing data are recoded to -9 (i.e., unknown). When the respondent did not identify two or more different perpetrators in SV7 to SV17, all missing data are recoded to -99 (i.e., not applicable). No additional data cleaning was performed. In some cases, when there are missing data in SV7 to SV17, SVFU_O could be recoded to -9 instead of -99. Analysts who wish to examine these data further should perform additional data checks. For now, SVFU_O was recoded based on whether the respondents identified two or more different perpetrators in SV7 to SV17. Respondents who did not identify two or more different perpetrators in SV7 to SV17 either had fewer than two different perpetrators or had two or more perpetrators but did not identify them.

This document is a research report submitted to the U.S. Department of Justice. This report has not been published by the Department. Opinions or points of view expressed are those of the author(s) and do not necessarily reflect the official position or policies of the U.S. Department of Justice.

Data checks were then performed to make sure that SVFU_P had a value when SVFU_O = 1, and only when SVFU_O = 1. There are 1,970 cases where SVFU_P is coded as not administered (i.e., SVFU_P = -3) when SVFU_O = -9 or SVFU_O = -99. Missing data in SVFU_P are recoded to -9 (unknown) when SVFU_O = 1, and are recoded to -99 (not applicable) when SVFU_O = -99, SVFU_O = -9, or SVFU_O = 2. Again, analysts who wish to examine these data further should perform additional data checks.

Finally, data checks were performed to make sure that SVFU_Q1 had a value when SVFU_P > 0 (and only when SVFU_P > 0), that SVFU_Q2 had a value when SVFU_P > 1 (and only when SVFU_P > 1), that SVFU_Q3 had a value when SVFU_P > 2 (and only when SVFU_P > 2), that SVFU_Q4 had a value when SVFU_P > 3 (and only when SVFU_P > 3), and that SVFU_Q5 had a value when SVFU_P > 4 (and only when SVFU_P > 4). There are again 1,970 cases where SVFU_Q1, SVFU_Q2, SVFU_Q3, SVFU_Q4, and SVFU_Q5 were coded as not administered (-3) when SVFU_P = -9 or SVFU_P = -99. Missing data in SVFU_Q1 are recoded to -99 when SVFU_P = -99 or SVFU_P = -9, and are recoded to -9 otherwise. Missing data in SVFU_Q2 are recoded to -99 when SVFU_P = -99, SVFU_P = -9, or SVFU_P = 1; and are recoded to -9 otherwise. Missing data in SVFU_Q3 are recoded to -99 when SVFU_P = -99, SVFU_P = -9, SVFU_P = 1, or SVFU_P = 2; and are recoded to -9 otherwise. Missing data in SVFU_Q4 are recoded to -99 when SVFU_P = -99, SVFU_P = -9, SVFU_P = 1, SVFU_P = 2, or SVFU_P = 3; and are recoded to -9 otherwise. Finally, missing data in SVFU_Q5 are recoded to -99 when SVFU_P = -99, SVFU_P = -9, SVFU_P = 1, SVFU_P = 2, SVFU_P = 3, or SVFU_P = 4; and are recoded to -9 otherwise.

The following summarizes how missing data in SVFU_O, SVFU_P, and SVFU_Q1 to SVFU_Q5 are recoded:

(1) When the respondent identified two or more different perpetrators in SV7 to SV17, missing data in SVFU_O are recoded to -9. In all other cases, missing data in SVFU_O are recoded to -99.
(2) Missing data in SVFU_P are recoded to -9 when SVFU_O = 1 and are recoded to -99 when SVFU_O ≠ 1.
(3) Missing data in SVFU_Q1 are recoded to -99 when SVFU_P = -99 or SVFU_P = -9. In all other cases, missing data in SVFU_Q1 are recoded to -9.
(4) Missing data in SVFU_Q2 are recoded to -99 when SVFU_P = -99 or SVFU_P = -9 or SVFU_P = 1. In all other cases, missing data in SVFU_Q2 are recoded to -9.
(5) Missing data in SVFU_Q3 are recoded to -99 when SVFU_P = -99 or SVFU_P = -9 or SVFU_P = 1 or SVFU_P = 2. In all other cases, missing data in SVFU_Q3 are recoded to -9.
(6) Missing data in SVFU_Q4 are recoded to -99 when SVFU_P = -99 or SVFU_P = -9 or SVFU_P = 1 or SVFU_P = 2 or SVFU_P = 3. In all other cases, missing data in SVFU_Q4 are recoded to -9.
(7) Missing data in SVFU_Q5 are recoded to -99 when SVFU_P = -99 or SVFU_P = -9 or SVFU_P = 1 or SVFU_P = 2 or SVFU_P = 3 or SVFU_P = 4. In all other cases, missing data in SVFU_Q5 are recoded to -9.

Again, only missing data are recoded. Analysts who wish to use these variables will need to perform additional data checks and recodes. All checks and recodes for these respondent-level sexual violence follow-up data are included in the "SVFU RESP DATA CHECKS.SPS" syntax file. The recoded variables (along with all previous SV data) are saved in new data file ("CLEAN RESP SVFU.SAV"). It includes 21,378 observations and 5,542 variables.

This document is a research report submitted to the U.S. Department of Justice. This report has not been published by the Department. Opinions or points of view expressed are those of the author(s) and do not necessarily reflect the official position or policies of the U.S. Department of Justice.

## C. DATA CHECKS AND DATA CLEANING FOR PERPETRATOR-LEVEL DATA

The perpetrator-level sexual violence follow-up data include a variety of questions about the context and impact of sexual violence. For each sexual violence question (SV1 to SV22), follow-up questions about each lifetime perpetrator may include the following (# = 1 to 22, * = 1 to 15 [linked to SV#L*]):

- SV#O* Was perpetrator SV#L* using alcohol, drugs or both the first time he/she victimized you?
- SV#P* For SV1 to SV6 and SV12 to SV22 only: Were you using alcohol, drugs, or both the first time you were victimized by perpetrator SV#L*?
- SV#Q* For SV7 to SV11 only: Before perpetrator SV#L* victimized you when you were drunk, high, drugged, or passed out and unable to consent, do you think you were given alcohol without your knowledge?
- SV#R* For SV7 to SV11 only: Before perpetrator SV#L* victimized you when you were drunk, high, drugged, or passed out and unable to consent, do you think you were given or may have been given drugs without your knowledge?
- SV#S* For SV7 to SV11 only: Before perpetrator SV#L* victimized you when you were drunk, high, drugged, or passed out and unable to consent, had you voluntarily used alcohol or drugs?

In the perpetrator-level dataset, these variables are SV#O (# = 1 to 22), SV#P (# = 1 to 6 and 12 to 22), SV#Q (# = 7 to 11), SV#R (# = 7 to 11), and SV#S (# = 7 to 11).

In addition, there are seven follow-up questions for all lifetime perpetrators identified in SV7 to SV17. Perpetrator initials (in alphabetical order) are included in SVFU_# (where # = 1 to 94). The seven follow-up questions (# = 1 to 94, linked to SVFU_#) are:

- SVFU1_# Where you ever physically injured when perpetrator SVFU_# did any of these things?
- SVFU2_# Did you ever get an STD or other infection when perpetrator SVFU_# did any of these things?
- SVFU3_# For female respondents only: Did you ever get pregnant when perpetrator SVFU_# did any of these things?
- SVFU4_# How old were you the first time any of these things happened with perpetrator SVFU_#?
- SVFU5_# How old was perpetrator SVFU_# the first time any of these things happened?
- SVFU6_# How old were you the last time any of these things happened with perpetrator SVFU_#?
- SVFU7_# For American Indian or Alaska Native respondents only: Did any of these things with perpetrator SVFU_# happen within reservation boundaries or within an Alaska Native village?

In the perpetrator-level dataset, these variables are SVFU1 to SVFU7.

Finally, when perpetrators in SV12 to SV17 were also included in SV7 to SV11, additional questions were asked to determine if these incidents had happened on the same occasion. More specifically, when a respondent identified a perpetrator in SV12L* (* = 1 to 15) that had already been identified in SV7 to SV11, the following questions were asked:

- SVFU0712_* If SV12L* was also identified in SV7: Did these things happen on the same occasion?
- SVFU0812_* If SV12L* was also identified in SV8: Did these things happen on the same occasion?

This document is a research report submitted to the U.S. Department of Justice. This report has not been published by the Department. Opinions or points of view expressed are those of the author(s) and do not necessarily reflect the official position or policies of the U.S. Department of Justice.

SVFU0912_* If SV12L* was also identified in SV9: Did these things happen on the same occasion?
SVFU1012_* If SV12L* was also identified in SV10: Did these things happen on the same occasion?
SVFU1112_* If SV12L* was also identified in SV11: Did these things happen on the same occasion?

When a respondent identified a perpetrator in SV13L* (* = 1 to 15) that had already been identified in SV7 to SV11, the following questions were asked:

SVFU0713_* If SV13L* was also identified in SV7: Did these things happen on the same occasion?
SVFU0813_* If SV13L* was also identified in SV8: Did these things happen on the same occasion?
SVFU0913_* If SV13L* was also identified in SV9: Did these things happen on the same occasion?
SVFU1013_* If SV13L* was also identified in SV10: Did these things happen on the same occasion?
SVFU1113_* If SV13L* was also identified in SV11: Did these things happen on the same occasion?

When a respondent identified a perpetrator in SV14L* (* = 1 to 15) that had already been identified in SV7 to SV11, the following questions were asked:

SVFU0714_* If SV14L* was also identified in SV7: Did these things happen on the same occasion?
SVFU0814_* If SV14L* was also identified in SV8: Did these things happen on the same occasion?
SVFU0914_* If SV14L* was also identified in SV9: Did these things happen on the same occasion?
SVFU1014_* If SV14L* was also identified in SV10: Did these things happen on the same occasion?
SVFU1114_* If SV14L* was also identified in SV11: Did these things happen on the same occasion?

When a respondent identified a perpetrator in SV15L* (* = 1 to 15) that had already been identified in SV7 to SV11, the following questions were asked:

SVFU0715_* If SV15L* was also identified in SV7: Did these things happen on the same occasion?
SVFU0815_* If SV15L* was also identified in SV8: Did these things happen on the same occasion?
SVFU0915_* If SV15L* was also identified in SV9: Did these things happen on the same occasion?
SVFU1015_* If SV15L* was also identified in SV10: Did these things happen on the same occasion?
SVFU1115_* If SV15L* was also identified in SV11: Did these things happen on the same occasion?

When a respondent identified a perpetrator in SV16L* (* = 1 to 15) that had already been identified in SV7 to SV11, the following questions were asked:

SVFU0716_* If SV16L* was also identified in SV7: Did these things happen on the same occasion?
SVFU0816_* If SV16L* was also identified in SV8: Did these things happen on the same occasion?
SVFU0916_* If SV16L* was also identified in SV9: Did these things happen on the same occasion?
SVFU1016_* If SV16L* was also identified in SV10: Did these things happen on the same occasion?
SVFU1116_* If SV16L* was also identified in SV11: Did these things happen on the same occasion?

When a respondent identified a perpetrator in SV17L* (* = 1 to 15) that had already been identified in SV7 to SV11, the following questions were asked:

SVFU0717_* If SV17L* was also identified in SV7: Did these things happen on the same occasion?
SVFU0817_* If SV17L* was also identified in SV8: Did these things happen on the same occasion?
SVFU0917_* If SV17L* was also identified in SV9: Did these things happen on the same occasion?
SVFU1017_* If SV17L* was also identified in SV10: Did these things happen on the same occasion?
SVFU1117_* If SV17L* was also identified in SV11: Did these things happen on the same occasion?

This document is a research report submitted to the U.S. Department of Justice. This report has not been published by the Department. Opinions or points of view expressed are those of the author(s) and do not necessarily reflect the official position or policies of the U.S. Department of Justice.

In the perpetrator-level data set, responses to these questions (SVFU0712_* to SVFU1117_*) are included in the SVFU0712 to SVFU1117. Although the survey indicates that these variables were then used to create skip patterns through the sexual violence follow-up questions, no skips were found in the data.

A variety of data checks were performed. These included the following:

(1) SV#O was defined when (and only when) the perpetrator was identified in SV# (# = 1 to 22)
(2) SV#P was defined when (and only when) the perpetrator was identified in SV# (# = 1 to 6 and 12 to 22)
(3) SV#Q was defined when (and only when) the perpetrator was identified in SV# (# = 7 to 11)
(4) SV#R was defined when (and only when) the perpetrator was identified in SV# (# = 7 to 11)
(5) SV#S was defined when (and only when) the perpetrator was identified in SV# (# = 7 to 11)
(6) SV#* was defined when (and only when) the perpetrator was identified in both SV# and SV* (# = 7 to 11 and * = 12 to 17)
(7) SVFU1 to SVFU7 were not defined when the perpetrator had not been identified in SV7 to SV17
(8) SVFU3 was not defined when the perpetrator was male
(9) SVFU6 was not defined when the perpetrator had not been identified multiple times in SV7 to SV17
(10) SVFU4 ≤ SVFU6 (i.e., age at first victimization ≤ age at last victimization)
(11) SVFU7 was defined when (and only when) the respondent was American Indian or Alaska Native (i.e., when AIAN = 1)

These data checks uncovered several problems. It appears that missing data codes were again used inconsistently. These problems were all rectified in the data recodes detailed below. The most important problem with the sexual violence follow-up section is that the selection criterion for SVFU7_# appears to have been incorrectly programmed. SVFU7 (Did any of these things happen within reservation boundaries or within an Alaska Native village?) was only asked for respondents in the general population sample. None of the respondents in the American Indian and Alaska Native oversample were asked this question. The selection criteria was based on RC4, but RC4 was not asked in the American Indian and Alaska Native oversample. As a result, none of the respondents in the American Indian and Alaska Native oversample met the inclusion criterion for SVFU7.

As with the respondent-level data, data cleaning in this section is limited to recoding missing data values. Analysts who wish to use these data will need to do additional data cleaning.

Missing values in SV#O (# = 1 to 22) are recoded based on the values in SV#B (# = 1 to 22). More precisely, missing values in SV#O are recoded to -99 when SV#B = -99, to -98 when SV#B = -9 or SV#B = 0, and to -9 when SV#B > 0 or SV#B = -3, -2, or -1. In these last cases (when SV#B > 0 or SV#B = -3, -2, or -1), the perpetrator did commit the SV#B behavior, even though we may not know how many times that behavior was committed. The same logic was used to recode the missing values in SV#P, SV#Q, SV#R, and SV#S. When SV#B = -99, missing values in SV#P, SV#Q, SV#R, and SV#S are recoded to -99. When SV#B = -9 or SV#B = 0, missing values in SV#P, SV#Q, SV#R, and SV#S are recoded to -98. When SV#B > 0 or when SV#B = -3, -2, or -1, missing values in SV#P, SV#Q, SV#R, and SV#S are recoded to -9. Data were rechecked (see (1) through (5) above) and no problems were found.

This document is a research report submitted to the U.S. Department of Justice. This report has not been published by the Department. Opinions or points of view expressed are those of the author(s) and do not necessarily reflect the official position or policies of the U.S. Department of Justice.

Missing values in SV#* (# = 7 to 11 and * = 12 to 17) are recoded based on whether perpetrators were identified in SV# and SV*. When perpetrators were not identified in both SV# and SV* (i.e., when SV# = -99, -9, or 0; or SV* = -99, -9, or 0), missing values in SV#* are recoded to -99. When perpetrators were identified in both SV# (i.e., when SV# > 0 or SV# = -3, -2, or -1) and SV* (i.e., when SV* > 0 or SV* = -3, -2, or -1), missing values in SV#* are recoded to -9. Data were rechecked (see (6) above) and no problems were found.

Missing values in SVFU1, SVFU2, SVFU4, and SVFU5 are recoded based on whether perpetrators were identified in SV7 to SV17 (i.e., SV7TO17 = 1; when the "B" variables [e.g., SV7B] > 0 or = -3, -2, or -1; see details in the "CREATE PERP SVFU.SPS" syntax file). There are three perpetrators whose initials were recoded during data extraction for whom SV7TO17 = 0 but valid data are found in SVFU1, SVFU2, SVFU4, and SVFU5. A new variable was created (INSVFU) to indicate if perpetrators were included in SVFU1, SVFU2, SVFU4, and SVFU5. INSVFU was set to 1 when SV7TO17 = 1 and for the three perpetrators whose initials were recoded during data extraction (details are available in the "SVFU PERP DATA CHECKS.SPS" syntax file). When perpetrators were included in SV7 to SV17 (i.e., when INSVFU = 1), missing data in SVFU1, SVFU2, SVFU4, and SVFU5 are recoded -9. When perpetrators were not included in SV7 to SV17 (i.e., when INSVFU = 0), missing data in SVFU1, SVFU2, SVFU4, and SVFU5 are recoded to -99. SVFU1, SVFU2, SVFU4, and SVFU5 were rechecked. No problems were found. Analysts should carefully consider whether to condition their analyses on INSVFU or on SV7TO17.

Missing values in SVFU3 are recoded based on (a) whether perpetrators were identified in SV7 to SV17 and (b) the respondent's gender (in RSEX). Again, there are three perpetrators (all female) whose initials were recoded during data extraction for whom SV7TO17 = 0 but valid data are found in SVFU3. A new variable was created (INSVFU3) to indicate if perpetrators were included in SVFU3. INSVFU3 was set to 1 when SV7TO17 = 1 and RSEX = "2". In addition, INSVFU3 was set to 1 for the three perpetrators whose initials were recoded during data extraction (details are available in the "SVFU PERP DATA CHECKS.SPS" syntax file). When perpetrators were not included in SVFU3 (i.e., when SVFU3 = 0), missing data in SVFU3 are recoded to -99. When perpetrators were included in SVFU3 (i.e., when SVFU3 = 1), missing data in SVFU3 are recoded to -9. SVFU3 was rechecked and no problems were found. Again, analysts should carefully consider which sample to select before conducting analyses with SVFU3.

Missing values in SVFU6 are recoded based on whether perpetrators had committed multiple behaviors or the same behavior multiple times in SV7 to SV17 (in MULT7TO17; see details in the "CREATE PERP SVFU.SPS" syntax file). Problems were again found for the three perpetrators whose initials were recoded during data extraction (MULT7TO17 = 0 but valid data are found in SVFU6). A new variable (INSVFU6) was created to indicate if perpetrators were included in SVFU6. INSVFU6 was set to 1 when MULT7TO17 = 1 and for the three perpetrators whose initials were recoded during data extraction (details are available in the "SVFU PERP DATA CHECKS.SPS" syntax file). When perpetrators were included in SVFU6 (i.e., when INSVFU6 = 1), missing data are recoded to -9. When perpetrators were not included in SVFU6 (i.e., when INSVFU6 = 0), missing data are recoded to -99. SVFU6 was rechecked and no problems were found. As before, analysts should carefully consider which sample to select before conducting analyses with SVFU6.

Finally, missing values in SVFU7 are recoded based on (a) whether perpetrators were identified in SV7 to SV17 and (b) whether the respondent was American Indian or Alaska Native (AIAN). Respondents should not have been included in SVFU7 when they were not American Indian or Alaska Native (AIAN = 0) or when the perpetrator had not been identified in SV7 to SV17 (SV7TO17 = 0). However, one respondent who was not American Indian or Alaska Native was included in SVFU7. As a result, a new

This document is a research report submitted to the U.S. Department of Justice. This report has not been published by the Department. Opinions or points of view expressed are those of the author(s) and do not necessarily reflect the official position or policies of the U.S. Department of Justice.

variable (INSVFU7) was created to indicated if perpetrators were included in SVFU7. INSVFU7 was set to 1 when INSVFU = 1 and AIAN = 1. In addition, it was set to 1 for one respondent who provided an answer to SVFU7 even though AIAN = 0. Missing data in SVFU7 are then recoded to -99 when INSVFU7 = 0 and to -9 when INSVFU = 1. As explained above, the skip pattern for this question appears to be incorrect (and none of the respondents in the American Indian and Alaska Native oversample were asked this question). Analysts should again think carefully about which sample to select when conducting analyses with SVFU7 (and selecting a sample based on INSVFU7 is likely to be misleading).

The data cleaning in this section is limited to recoding missing values. Analysts who wish to use these data will need to perform additional data checks and recodes. For example, some respondents were older when they were first victimized than when they were last victimized (i.e., SVFU4 > SVFU6). This is not possible, and analysts should consider how to handle such cases if SVFU4 and SVFU6 data are analyzed. For now, data cleaning is limited to recoding missing values.

All checks and recodes for these perpetrator-level sexual violence follow-up data are included in the "SVFU PERP DATA CHECKS.SPS" syntax file. The recoded variables are saved in new data file ("CLEAN PERP SVFU.SAV"). It includes 51,485 observations and 123 variables.

Data & Files in the "SVFU DATA CHECKS" folder:

| | | | |
|---|---|---|---|
| CLEAN PERP SVFU | 1/8/2015 12:54 PM | SPSS Statistics Data Document | 7,964 KB |
| SVFU PERP DATA CHECKS | 1/8/2015 12:53 PM | SPSS Statistics Syntax File | 41 KB |
| CLEAN RESP SVFU | 1/8/2015 12:51 PM | SPSS Statistics Data Document | 149,026 KB |
| SVFU RESP DATA CHECKS | 1/8/2015 12:51 PM | SPSS Statistics Syntax File | 6 KB |

The final clean data files ("CLEAN RESP SVFU.SAV" and "CLEAN PERP SVFU.SAV") were then both copied to the "SVFU" folder. Data & Folders in the "SVFU" folder:

| | | | |
|---|---|---|---|
| GET SVFU DATA | 1/8/2015 12:49 PM | File folder | |
| SVFU DATA CHECKS | 1/8/2015 12:53 PM | File folder | |
| CLEAN PERP SVFU | 1/8/2015 12:52 PM | SPSS Statistics Data Document | 7,964 KB |
| CLEAN RESP SVFU | 1/8/2015 12:51 PM | SPSS Statistics Data Document | 149,026 KB |
| PERP SVFU | 1/8/2015 12:49 PM | SPSS Statistics Data Document | 7,754 KB |
| RESP SVFU | 1/8/2015 11:50 AM | SPSS Statistics Data Document | 149,026 KB |

This document is a research report submitted to the U.S. Department of Justice. This report has not been published by the Department. Opinions or points of view expressed are those of the author(s) and do not necessarily reflect the official position or policies of the U.S. Department of Justice.

# DOCUMENTATION FOR ANALYSIS OF VIOLENCE AGAINST AMERICAN INDIAN AND ALASKA NATIVE WOMEN AND MEN: 2010 FINDINGS FROM THE NATIONAL INTIMATE PARTNER AND SEXUAL VIOLENCE SURVEY (NISVS) BY THE NATIONAL INSTITUTE OF JUSTICE

## CHAPTER 21
## GENERAL FOLLOW-UP SECTION

The general follow-up section includes questions at both the respondent- and perpetrator-levels. In this chapter, the general follow-up data are extracted and cleaned. This section includes multiple selection criteria and skip patterns. It appears that these criteria and patterns were incorrectly described in the CDC / RTI documentation and/or were implemented incorrectly. In some cases, selection criteria and skip patterns changed (but changes were not documented). This chapter begins with an overview of the data structure for the general follow-up section. Data extraction and cleaning are then summarized in Sections B and C respectively. Clean respondent- and perpetrator-level files are then created.

### A. DATA STRUCTURE

Not all perpetrators were selected for the general follow-up section. The selection criteria included in the survey instrument appear to be incorrect. In addition, the selection criteria changed at the beginning of the third quarter. These changes are not documented in the survey instrument. During the first and second quarter of 2010, perpetrators were selected for the general follow-up section if the respondent reported that they committed at least one behavior in the psychological aggression, coercive control and entrapment, physical violence, stalking, or sexual violence sections. During the third and fourth quarter of 2010, perpetrators were selected for the general follow-up section if the respondent reported that they (a) committed at least two different behaviors or the same behavior at least twice in the psychological aggression, coercive control and entrapment, or stalking sections; or (b) committed at least one behavior in the physical violence or sexual violence sections. However, perpetrators were excluded if the respondent reported that they (a) did not commit (1) at least two behaviors (or the same behavior twice) in the psychological aggression or coercive control and entrapment sections, (2) at least two behaviors (or the same behavior twice) in ST3B to ST7B in the stalking section, or (3) at least one behavior in the physical violence or sexual violence sections; and (b) committed at least one behavior in ST1B or ST2B in the stalking section but did not cause fear, did not damage property, did not threaten the respondent with physical harm, and did not cause the respondent to believe that they would be seriously harmed or killed (i.e., STFU5, STFU7, STFU8, and STFU9 all equal 2).

Perpetrators can be selected by examining the final clean perpetrator-level file ("FINAL CLEAN NISVS PERP.SAV"; see Chapter 17). Perpetrators in the first and second quarters of 2010 were selected if the respondent reported that they committed at least one behavior in the psychological aggression section (i.e., PA1B, PA2B, PA3B, PA4B, or PA5B = -3, -2, -1, or 1 to 4), or at least one behavior in the coercive control and entrapment section (i.e., CCE1B, CCE2B, CCE3B, CCE4B, CCE5B, CCE6B, CCE7B, CCE8B, CCE9B, CCE10B, CCE11B, CCE12B, CCE13B, or CCE14B = -3, -2, -1, or 1 to 4), or at least one behavior in the physical violence section (i.e., PV1B, PV2B, PV3B, PV4B, PV5B, PV6B, PV7B, PV8B, PV9B, PV10B, PV11B, or PV12B = -3, -2, -1, or 1 to 4), or at least one behavior in the stalking section (i.e., ST1B, ST2B,

This document is a research report submitted to the U.S. Department of Justice. This report has not been published by the Department. Opinions or points of view expressed are those of the author(s) and do not necessarily reflect the official position or policies of the U.S. Department of Justice.

ST3B, ST4B, ST5B, ST6B, or ST7B = -3, -2, -1, or 1 to 4), or at least one behavior in the sexual violence section (i.e., SV1B, SV2B, SV3B, SV4B, SV5B, SV6B, SV7B, SV8B, SV9B, SV10B, SV11B, SV12B, SV13B, SV14B, SV15B, SV16B, SV17B, SV18B, SV19B, SV20B, SV21B, or SV22B = -3, -2, -1, or 1 to 100).

Perpetrators in the third and fourth quarters of 2010 were selected if the respondent reported that they:

(a) committed at least two different behaviors or the same behavior at least twice in the psychological aggression, coercive control, or stalking sections (i.e., PA1B, PA2B, PA3B, PA4B, PA5B, CCE1B, CCE2B, CCE3B, CCE4B, CCE5B, CCE6B, CCE7B, CCE8B, CCE9B, CCE10B, CCE11B, CCE12B, CCE13B, CCE14B, ST1B, ST2B, ST3B, ST4B, ST5B, ST6B, or ST7B = 2 to 4; or at least two behaviors from PA1B, PA2B, PA3B, PA4B, PA5B, CCE1B, CCE2B, CCE3B, CCE4B, CCE5B, CCE6B, CCE7B, CCE8B, CCE9B, CCE10B, CCE11B, CCE12B, CCE13B, CCE14B, ST1B, ST2B, ST3B, ST4B, ST5B, ST6B, and ST7B = -3, -2, -1, or 1), or
(b) committed at least one behavior in the physical violence or sexual violence section (i.e., PV1B, PV2B, PV3B, PV4B, PV5B, PV6B, PV7B, PV8B, PV9B, PV10B, PV11B, or PV12B = -3, -2, -1, or 1 to 4; or SV1B, SV2B, SV3B, SV4B, SV5B, SV6B, SV7B, SV8B, SV9B, SV10B, SV11B, SV12B, SV13B, SV14B, SV15B, SV16B, SV17B, SV18B, SV19B, SV20B, SV21B, or SV22B = -3, -2, -1, or 1 to 100).

However, they were deselected if they:

(a) committed at least one behavior in ST1B or ST2B (i.e., ST1B or ST2B = -3, -2, -1, or 1 to 4) but did not cause fear, did not damage property, did not threaten the respondent with physical harm, and did not cause the respondent to believe that they would be seriously harmed or killed (i.e., STFU5, STFU7, STFU8, and STFU9 = 2) and
(b) did not commit:
    1. More than one behavior (or the same behavior more than once) in the psychological aggression or coercive control and entrapment sections (i.e., PA1B, PA2B, PA3B, PA4B, PA5B, CCE1B, CCE2B, CCE3B, CCE4B, CCE5B, CCE6B, CCE7B, CCE8B, CCE9B, CCE10B, CCE11B, CCE12B, CCE13B, and CCE14B ≠ 2 to 4; and fewer than two behaviors from PA1B, PA2B, PA3B, PA4B, PA5B, CCE1B, CCE2B, CCE3B, CCE4B, CCE5B, CCE6B, CCE7B, CCE8B, CCE9B, CCE10B, CCE11B, CCE12B, CCE13B, and CCE14B = -3, -2, -1, or 1) or
    2. More than one behavior (or the same behavior more than once) in ST3B to ST7B in the stalking section (i.e., ST3B, ST4B, ST5B, ST6B, and ST7B ≠ 2 to 4; and fewer than two behaviors from ST3B, ST4B, ST5B, ST6B, and ST7B = -3, -2, -1, or 1) or
    3. Any behavior in the physical violence or sexual violence section (i.e., PV1B, PV2B, PV3B, PV4B, PV5B, PV6B, PV7B, PV8B, PV9B, PV10B, PV11B, and PV12B ≠ -3, -2, -1, or 1 to 4; and SV1B, SV2B, SV3B, SV4B, SV5B, SV6B, SV7B, SV8B, SV9B, SV10B, SV11B, SV12B, SV13B, SV14B, SV15B, SV16B, SV17B, SV18B, SV19B, SV20B, SV21B, and SV22B ≠ -3, -2, -1, or 1 to 100).

The initials for the perpetrators that were selected for the general follow-up section are included in FUINITIALS_1 to FUINITIALS_94 (in alphabetical order). Respondents with no perpetrators selected for the general follow-up section skipped to the next section (Intimate Partners).

Once perpetrators were selected to be included in the general follow-up section, respondents were asked FU1 (i.e., "Were you ever concerned for your safety…?"). If respondents answered "No" (FU1 = 2), they skipped to the next question (FU2). If respondents answered "Yes" (FU1 = 1) and more than one perpetrator was selected for the general follow-up section, they were asked FU1a (i.e., "Which of these people made you feel concerned for your safety?"). Their responses are included in FU1a_1 to FU1a_94. Each response is a perpetrator number which should be linked to FUINITIALS_1 to FUINITIALS_94. For

This document is a research report submitted to the U.S. Department of Justice. This report has not been published by the Department. Opinions or points of view expressed are those of the author(s) and do not necessarily reflect the official position or policies of the U.S. Department of Justice.

example, when FU1a_1 = **#**, the perpetrator which made the respondent concerned for his/her safety is the one included in FUINITIALS_**#**. If respondents answered "Yes" (FU1 = 1) and only one perpetrator was selected for the general follow-up section, they skipped to the next question (FU2). In these cases, FU1a_1 must be recoded to 1.

Respondents were then asked FU2 ("Were you ever fearful…?"). This question was only asked to respondents who reported at least one behavior (by any perpetrator) in the psychological aggression, coercive control and entrapment, physical violence, or sexual violence sections. This is a respondent-level selection, not a perpetrator-level selection. If the respondent reported at least one behavior (by any perpetrator [including those not selected for the general follow-up section]) in the psychological aggression, coercive control and entrapment, physical violence, or sexual violence sections, that respondent was asked FU2 for all perpetrators that had been selected for the general follow-up section. It is important to note that it is possible that a respondent was selected for FU2 when none of the perpetrators selected for the general follow-up section committed at least one behavior in the psychological aggression, coercive control and entrapment, physical violence, or sexual violence sections. In these cases, other perpetrators committed at least one behavior in the psychological aggression, coercive control and entrapment, physical violence, or sexual violence sections; but they were not selected for the general follow-up section. This selection criterion was miscoded, and analysts should consider how respondents and perpetrators were selected before analyzing these data. For example, one may want to restrict analyses only to the sample of perpetrators that were selected for the general follow-up section and committed at least one behavior in the psychological aggression, coercive control and entrapment, physical violence, or sexual violence sections.

If respondents answered "No" (FU2 = 2), they skipped to question FU3. If respondents answered "Yes" (FU2 = 1) and more than one perpetrator was selected for the general follow-up section, they were asked FU2a (i.e., "Which of these people made you feel fearful?"). Their responses are included in FU2a_1 to FU2a_94. Each response is a perpetrator number which should be again linked to FUINITIALS_1 to FUINITIALS_94. For example, when FU2a_1 = **#**, the perpetrator which made the respondent fearful is the one included in FUINITIALS_**#**. If respondents answered "Yes" (FU2 = 1) and only one perpetrator was selected for the general follow-up section, they skipped question FU2a. In these cases, FU2a_1 must be recoded to 1. For each perpetrator that made the respondents feel fearful (i.e., for each perpetrator in FU2a_1 to FU2a_94), the respondents were asked FU2b ("Thinking about when you were the most fearful, how fearful were you…?"). Answers are recorded in FU2b_1 to FU2b_94 (for perpetrators in FU2a_1 to FU2a_94). Data for the FU2b_# questions should be linked to FU2a_# (not to FUINITIALS_#).

Respondents were asked FU3 only for the perpetrators that had been identified in either FU1a or FU2a (after the recodes identified above). For each perpetrator identified in FU1a or FU2a, respondents were asked if they had ever had nightmares about it (FU3_1); had ever tried hard not to think about it or go out of their way to avoid being reminded of it (FU3_2); had ever felt like they were constantly on guard, watchful, or easily startled (FU3_3); and had ever felt numb or detached from others, their activities, or their surroundings (FU3_4). Responses to FU3_1 are recorded in FU3_1_FU3_1 to FU3_94_FU3_1 (for perpetrator #1 to 94). Similarly, responses to FU3_2, FU3_3, and FU3_4 are recoded in FU3_1_FU3_2 to FU3_94_FU3_2, FU3_1_FU3_3 to FU3_94_FU3_3, and FU3_1_FU3_4 to FU3_94_FU3_4 respectively (for perpetrator #1 to 94). The order of the perpetrators in FU3 is unclear. Perpetrators in FU3 may have been presented in the same order as presented by the respondent in FU1a and then FU2a. Alternatively, perpetrators in FU3 may have been presented in alphabetical order (following

This document is a research report submitted to the U.S. Department of Justice. This report has not been published by the Department. Opinions or points of view expressed are those of the author(s) and do not necessarily reflect the official position or policies of the U.S. Department of Justice.

FUINITIALS_#). Analysts who wish to use these data will need to confirm how perpetrators are ordered in FU3 data.

Respondents were then asked about injuries caused by perpetrators (FU4). More specifically, they were asked about minor bruises or scratches (FU4b_1); cuts, major bruises, or black eyes (FU4b_2); broken bones or teeth (FU4b_3); being knocked out after getting hit, slammed against something, or choked (FU4b_4); and other injuries (FU4b_5). Perpetrator initials for all FU4 questions are included in FU4INITIALS_1 to FU4INITIALS_94 (in alphabetical order). In the first and second quarters of 2010, perpetrators were selected for FU4 if the respondent reported that they committed at least one behavior in the physical violence, stalking, or sexual violence sections. More specifically, perpetrators were selected (in the first and second quarters of 2010) when the respondent reported that they committed at least one behavior in the physical violence section (i.e., PV1B, PV2B, PV3B, PV4B, PV5B, PV6B, PV7B, PV8B, PV9B, PV10B, PV11B, or PV12B = -3, -2, -1, or 1 to 4), or at least one behavior in the stalking section (i.e., ST1B, ST2B, ST3B, ST4B, ST5B, ST6B, or ST7B = -3, -2, -1, or 1 to 4), or at least one behavior in the sexual violence section (i.e., SV1B, SV2B, SV3B, SV4B, SV5B, SV6B, SV7B, SV8B, SV9B, SV10B, SV11B, SV12B, SV13B, SV14B, SV15B, SV16B, SV17B, SV18B, SV19B, SV20B, SV21B, or SV22B = -3, -2, -1, or 1 to 100). In the third and fourth quarters of 2010, perpetrators were selected if the respondent reported that they committed (a) at least one behavior in the physical violence or sexual violence section, or (b) at least two behaviors (or the same behavior at least twice) in ST3B to ST7B in the stalking section, or (c) at least two behaviors (or the same behavior at least twice) in ST1B to ST7B in the stalking section, but only if they did not commit at least one behavior in ST1B or ST2B while not causing fear, not damaging property, not threatening the respondent with physical harm, and not causing the respondent to believe that they would be seriously harmed or killed. More specifically, perpetrators were selected (in the third and fourth quarters of 2010) when the respondent reported that they:

(a) committed at least one behavior in the physical violence or sexual violence section (i.e., PV1B, PV2B, PV3B, PV4B, PV5B, PV6B, PV7B, PV8B, PV9B, PV10B, PV11B, or PV12B = -3, -2, -1, or 1 to 4; or SV1B, SV2B, SV3B, SV4B, SV5B, SV6B, SV7B, SV8B, SV9B, SV10B, SV11B, SV12B, SV13B, SV14B, SV15B, SV16B, SV17B, SV18B, SV19B, SV20B, SV21B, or SV22B = -3, -2, -1, or 1 to 100),
(b) committed at least two different behaviors or the same behavior at least twice in ST3B to ST7B in the stalking section (i.e., ST3B, ST4B, ST5B, ST6B, or ST7B = 2 to 4; or at least two behaviors from ST3B, ST4B, ST5B, ST6B, and ST7B = -3, -2, -1, or 1), or
(c) committed at least two different behaviors or the same behavior at least twice in the stalking section (i.e., ST1B, ST2B, ST3B, ST4B, ST5B, ST6B, or ST7B = 2 to 4; or at least two behaviors from ST1B, ST2B, ST3B, ST4B, ST5B, ST6B, and ST7B = -3, -2, -1, or 1), but only if they did not commit at least one behavior in ST1B or ST2B while not causing fear, not damaging property, not threatening the respondent with physical harm, and not causing the respondent to believe that they would be seriously harmed or killed (i.e., not [(ST1B or ST2B = -3, -2, -1, or 1 to 4) and (STFU5, STFU7, STFU8, and STFU9 = 2)]).

Respondents were asked if they were injured by any of these selected perpetrators (FU4). If the respondents answered "No" (FU4 = 2), they skipped to question FU5. If respondents answered "Yes" (FU4 = 1) and more than one perpetrator was selected for FU4, they were asked FU4a (i.e., "Which of these people caused your injuries?"). Their responses are included in FU4a_1 to FU4a_94. Each response is a perpetrator number which should be linked to FU4INITIALS_1 to FU4INITIALS_94. For example, when FU4a_1 = **#**, the perpetrator which caused injuries to the respondent is the one included in FU4INITIALS_**#**. If respondents answered "Yes" (FU4 = 1) and only one perpetrator was selected for FU4, they skipped question FU4a. In these cases, FU4a_1 must be recoded to 1. For each perpetrator

This document is a research report submitted to the U.S. Department of Justice. This report has not been published by the Department. Opinions or points of view expressed are those of the author(s) and do not necessarily reflect the official position or policies of the U.S. Department of Justice.

that caused injuries (i.e., for each perpetrator in FU4a_1 to FU4a_94), the respondent was asked about minor bruises or scratches (FU4b_1); cuts, major bruises, or black eyes (FU4b_2); broken bones or teeth (FU4b_3); being knocked out after getting hit, slammed against something, or choked (FU4b_4); and other injuries (FU4b_5). Responses to FU4b_1 are recorded in FU4b_1_FU4b_1 to FU4b_94_FU4b_1 (for perpetrator #1 to 94, identified in FU4a_#). Similarly, responses to FU4b_2, FU4b_3, FU4b_4, and FU4b_5 are recoded in FU4b_1_FU4b_2 to FU4b_94_FU4b_2, FU4b_1_FU4b_3 to FU4b_94_FU4b_3, FU4b_1_FU4b_4 to FU4b_94_FU4b_4, and FU4b_1_FU4b_5 to FU4b_94_FU4b_5 respectively (for perpetrator #1 to 94, identified in FU4a_#). If the perpetrator caused other injuries (i.e., if FU4b_#_FU4b_5 = 1), respondents were asked to specify those injuries and their answers were recorded in FU4b_#_FU4b_5sp. Again, these data for FU4b should be linked to the perpetrators identified in FU4a_#.

The remaining questions (FU5, FU6, and FU7) were asked for each perpetrator included in the general follow-up section (i.e., for each perpetrator in FUINITIALS_#). In FU5_1, respondents were asked if they had talked to the police about what these perpetrators did. Respondents were also asked if they had talked to a doctor or nurse (FU5_2), a psychologist or counselor (FU5_3), a crisis hotline operator (FU5_4), a non-intimate partner (FU5_5), a family member (FU5_6), a romantic or sexual intimate partner (FU5_7), or someone else (FU5_8) about what these perpetrators did. If the respondents had talked to someone else, they were then asked to specify who that someone else was, and their responses are recorded in FU5_8sp. FU5_8sp is at the respondent-level, not the perpetrator-level. When respondents answered "No" to these questions (FU5_1 to FU5_8), they skipped to the next question (e.g., if FU5_1 = 2, the respondent skipped to FU5_2). If respondents answered "Yes" and more than one perpetrator was selected for the general follow-up section, they were asked FU5a to determine which perpetrator(s) the respondent had talked about. Responses for FU5_1 are recorded in FU5a_1_1 to FU5a_1_94, responses for FU5_2 are recorded in FU5a_2_1 to FU5a_2_94, responses for FU5_3 are recorded in FU5a_3_1 to FU5a_3_94, responses for FU5_4 are recorded in FU5a_4_1 to FU5a_4_94, responses for FU5_5 are recorded in FU5a_5_1 to FU5a_5_94, responses for FU5_6 are recorded in FU5a_6_1 to FU5a_6_94, responses for FU5_7 are recorded in FU5a_7_1 to FU5a_7_94, and responses for FU5_8 are recorded in FU5a_8_1 to FU5a_8_94. Each response to these questions is a perpetrator number which should be linked to FUINITIALS_1 to FUINITIALS_94. For example, when FU5a_1_1 = **#**, the respondent identified the perpetrator in FUINITIALS_**#**. If respondents answered "Yes" to the FU5_# questions (FU5_1 to FU5_8) but only one perpetrator was selected for the general follow-up section, they were not asked FU5a. In these cases, data in FU5a must be recoded. When only one perpetrator was selected for the general follow-up section, FU5a_1_ 1 must be recoded to 1 when FU5_1 = 1, FU5a_2_ 1 must be recoded to 1 when FU5_2 = 1, FU5a_3_ 1 must be recoded to 1 when FU5_3 = 1, FU5a_4_ 1 must be recoded to 1 when FU5_4 = 1, FU5a_5_ 1 must be recoded to 1 when FU5_5 = 1, FU5a_6_ 1 must be recoded to 1 when FU5_6 = 1, FU5a_7_ 1 must be recoded to 1 when FU5_7 = 1, and FU5a_8_ 1 must be recoded to 1 when FU5_8 = 1.

For each perpetrator identified in FU5a, respondents were asked FU5b to determine how helpful it was to talk to someone. For perpetrators identified in FU5a_1_1 to FU5a_1_94, responses are included in FU5b_1_1 to FU5b_1_94. Similarly, responses for perpetrators identified in FU5a_2_1 to FU5a_2_94 are included in FU5b_2_1 to FU5b_2_94, responses for perpetrators identified in FU5a_3_1 to FU5a_3_94 are included in FU5b_3_1 to FU5b_3_94, responses for perpetrators identified in FU5a_4_1 to FU5a_4_94 are included in FU5b_4_1 to FU5b_4_94, responses for perpetrators identified in FU5a_5_1 to FU5a_5_94 are included in FU5b_5_1 to FU5b_5_94, responses for perpetrators identified in FU5a_6_1 to FU5a_6_94 are included in FU5b_6_1 to FU5b_6_94, responses for perpetrators identified in FU5a_7_1 to FU5a_7_94 are included in FU5b_7_1 to FU5b_7_94, and responses for perpetrators

This document is a research report submitted to the U.S. Department of Justice. This report has not been published by the Department. Opinions or points of view expressed are those of the author(s) and do not necessarily reflect the official position or policies of the U.S. Department of Justice.

identified in FU5a_8_1 to FU5a_8_94 are included in FU5b_8_1 to FU5b_8_94. Data for the FU5b questions should be linked to FU5a (not to FUINITIALS_#).

FU6 asks about the respondents' needs for services. For all perpetrators included in the general follow-up section, respondents were asked if they ever needed medical care (FU6_1), housing services (FU6_2), community services (FU6_3), victim's advocate services (FU6_4), or legal services (FU5_5). If respondents answered "No" to these questions, they skipped to the next question (e.g., if FU6_2 = 2, the respondent skipped to FU6_3). If the respondent answered "Yes" to these questions and multiple perpetrators were included in the general follow-up section, respondents were then asked FU6a to determine which perpetrators caused the need for these services. Following the same structure as found for FU5, responses for FU6_1 are recorded in FU6a1_FU6a_1_1 to FU6a1_FU6a_1_94. Similarly, responses for FU6_2 are recorded in FU6a2_FU6a_2_1 to FU6a2_FU6a_2_94, responses for FU6_3 are recorded in FU6a3_FU6a_3_1 to FU6a3_FU6a_3_94, responses for FU6_4 are recorded in FU6a4_FU6a_4_1 to FU6a4_FU6a_4_94, and responses for FU6_5 are recorded in FU6a5_FU6a_5_1 to FU6a5_FU6a_5_94. Each response to these questions is a perpetrator number which should be linked to FUINITIALS_1 to FUINITIALS_94. For example, when FU6a1_FU6a_1_1 = **#**, the respondent identified the perpetrator in FUINITIALS_**#**. If respondents answered "Yes" to these questions (FU6_1 to FU6_5) but only one perpetrator was selected for the general follow-up section, they were not asked FU6a. In these cases, data in FU6a must be recoded. FU6a1_FU6a_1_ 1 must be recoded to 1 when FU6_1 = 1, FU6a2_FU6a_2_ 1 must be recoded to 1 when FU6_2 = 1, FU6a3_FU6a_3_ 1 must be recoded to 1 when FU6_3 = 1, FU6a4_FU6a_4_ 1 must be recoded to 1 when FU6_4 = 1, and FU6a5_FU6a_5_ 1 must be recoded to 1 when FU6_5 = 1.

For each perpetrator identified in FU6a, respondents were asked FU6b to determine if they were able to get these services. For each perpetrator that caused the respondent to need medical care (FU6a1_FU6a_1_1 to FU6a1_FU6a_1_94), respondents were asked if they were able to get medical care. Their responses are included in FU6a1_FU6b_1_1 to FU6a1_FU6b_1_94 (and these should be linked to the perpetrators in FU6a1_FU6a_1_1 to FU6a1_FU6a_1_94). Similarly, respondents' answers about their ability to get housing services are included in FU6a2_FU6b_2_1 to FU6a2_FU6b_2_94 (for perpetrators FU6a1_FU6a_1_1 to FU6a1_FU6a_1_94). Respondents' answers about their ability to get community services are included in FU6a3_FU6b_3_1 to FU6a3_FU6b_3_94 (for perpetrators FU6a3_FU6a_3_1 to FU6a3_FU6a_3_94). Respondents' answers about their ability to get victim's advocate services are included in FU6a4_FU6b_4_1 to FU6a4_FU6b_4_94 (for perpetrators FU6a4_FU6a_4_1 to FU6a4_FU6a_4_94). Finally, respondents' answers about their ability to get legal services are included in FU6a5_FU6b_5_1 to FU6a5_FU6b_5_94 (for perpetrators FU6a5_FU6a_5_1 to FU6a5_FU6a_5_94). In all of these, data in FU6b should be linked to the data in FU6a (not to FUINITIALS_#).

If respondents answered "No" to the FU6b questions, they were then asked to indicate why they were unable to get the assistance that they needed (FU6c). If respondents were unable to get medical care (* = 1), housing services (* = 2), community services (* = 3), victim's advocate services (* = 4), or legal services (* = 5) because of what a perpetrator did (# = 1 to 94, linked to FU6a), respondents were asked to indicate why they were unable to get the assistance that they needed, and their answers were recorded in FU6a*_FU6c_*_#. For example, when respondents were unable to get housing services (* = 2) because of what the third perpetrator in FU6a_2 did (# = 3, linked to FU6a2_FU6a_2_3), the respondents were asked to indicate why they were unable to get housing services, and their answers were recorded in FU6a2_FU6c_2_3. Data for the FU6b and FU6c questions should be linked to FU6a (not to FUINITIALS_#).

This document is a research report submitted to the U.S. Department of Justice. This report has not been published by the Department. Opinions or points of view expressed are those of the author(s) and do not necessarily reflect the official position or policies of the U.S. Department of Justice.

The last question in the general follow-up section is FU7, asking respondents if they ever had to miss days of work or school. This question was asked for all perpetrators selected for the general follow-up section. If respondents answered "No" to FU7 (i.e., if FU7 = 2), they skipped to the next section (Intimate Partner questions). If the respondent answered "Yes" to FU7 (i.e., FU7 = 1) and multiple perpetrators were included in the general follow-up section, respondents were then asked FU7a to determine which perpetrators caused the respondent to miss work or school. Responses are recorded in FU7a_1 to FU7a_94. Each response is a perpetrator number which should be linked to FUINITIALS_1 to FUINITIALS_94. For example, when FU7a_1 = **#**, the respondent identified the perpetrator in FUINITIALS_**#**. If respondents answered "Yes" to FU7 but only one perpetrator was selected for the general follow-up section, they were not asked FU7a. In these cases, data in FU7a must be recoded (FU7a_1 must be recoded to 1). For each perpetrator identified in FU7a, respondents were then asked FU7b to determine how many days of work or school they missed. Responses are recorded in FU7b_1 to FU7b_94 (for perpetrators FU7a_1 to FU7a_94). Data in FU7b should be linked to FU7a (not to FUINITIALS_#).

To summarize, the structure of the general follow-up section is as follows (variable names are included in italics):

(1) Select perpetrators for general follow-up section (if none, skip to Intimate Partner section)
(2) Ask FU1 (*FU1*)
    a. If FU1 = 2, skip FU1a
    b. If FU1 = 1 and only one perpetrator was selected in (1), skip FU1a
    c. If FU1 = 1 and multiple perpetrators were selected in (1), ask FU1a (*FU1a_1* to *FU1a_94*)
(3) Select perpetrators for FU2 section (if none, skip to (5) below)
(4) Ask FU2 (*FU2*)
    a. If FU2 = 2, skip FU2a and FU2b
    b. If FU2 = 1 and only one perpetrator was selected in (1), skip FU2a but ask FU2b (*FU2b_1*)
    c. If FU2 = 1 and multiple perpetrators were selected in (1), ask FU2a and FU2b (*FU2a_1* to *FU2a_94* and *FU2b_1* to *FU2b_94*)
(5) Select FU1 and FU2 perpetrators (if none, skip to (10) below)
(6) Ask FU3_1 (*FU3_1_FU3_1* to *FU3_94_FU3_1*)
(7) Ask FU3_2 (*FU3_1_FU3_2* to *FU3_94_FU3_2*)
(8) Ask FU3_3 (*FU3_1_FU3_3* to *FU3_94_FU3_3*)
(9) Ask FU3_4 (*FU3_1_FU3_4* to *FU3_94_FU3_4*)
(10) Select FU4 perpetrators (if none, skip to (12) below)
(11) Ask FU4 (*FU4*)
    a. If FU4 = 2, skip to (12) below
    b. If FU4 = 1 and only one perpetrator was selected in (10), skip FU4a but ask FU4b_1, FU4b_2, FU4b_3, FU4b_4, and FU4b_5 (*FU4b_1_FU4b_1*, *FU4b_1_FU4b_2*, *FU4b_1_FU4b_3*, *FU4b_1_FU4b_4*, *FU4b_1_FU4b_5*, and *FU4b_1_FU4b_5sp*)
    c. If FU4 = 1 and multiple perpetrators were selected in (10), ask FU4a, FU4b_1, FU4b_2, FU4b_3, FU4b_4, and FU4b_5 (*FU4a_1* to *FU4a_94*, *FU4b_1_FU4b_1* to *FU4b_94_FU4b_1*, *FU4b_1_FU4b_2* to *FU4b_94_FU4b_2*, *FU4b_1_FU4b_3* to *FU4b_94_FU4b_3*, *FU4b_1_FU4b_4* to *FU4b_94_FU4b_4*, *FU4b_1_FU4b_5* to *FU4b_94_FU4b_5*, and *FU4b_1_FU4b_5sp* to *FU4b_94_FU4b_5sp*)
(12) Select perpetrators from general follow-up section (same as (1) above)
(13) Ask FU5_1 (*FU5_1*)
    a. If FU5_1 = 2, skip to FU5_2

This document is a research report submitted to the U.S. Department of Justice. This report has not been published by the Department. Opinions or points of view expressed are those of the author(s) and do not necessarily reflect the official position or policies of the U.S. Department of Justice.

b. If FU5_1 = 1 and only one perpetrator was selected in (12), skip FU5a but ask FU5b (*FU5b_1_1*)
c. If FU5_1 = 1 and multiple perpetrators were selected in (12) ask FU5a and FU5b (*FU5a_1_1* to *FU5a_1_94* and *FU5b_1_1* to *FU5b_1_94*)

(14) Ask FU5_2 (*FU5_2*)
a. If FU5_2 = 2, skip to FU5_3
b. If FU5_2 = 1 and only one perpetrator was selected in (12), skip FU5a but ask FU5b (*FU5b_2_1*)
c. If FU5_2 = 1 and multiple perpetrators were selected in (12) ask FU5a and FU5b (*FU5a_2_1* to *FU5a_2_94* and *FU5b_2_1* to *FU5b_2_94*)

(15) Ask FU5_3 (*FU5_3*)
a. If FU5_3 = 2, skip to FU5_4
b. If FU5_3 = 1 and only one perpetrator was selected in (12), skip FU5a but ask FU5b (*FU5b_3_1*)
c. If FU5_3 = 1 and multiple perpetrators were selected in (12) ask FU5a and FU5b (*FU5a_3_1* to *FU5a_3_94* and *FU5b_3_1* to *FU5b_3_94*)

(16) Ask FU5_4 (*FU5_4*)
a. If FU5_4 = 2, skip to FU5_5
b. If FU5_4 = 1 and only one perpetrator was selected in (12), skip FU5a but ask FU5b (*FU5b_4_1*)
c. If FU5_4 = 1 and multiple perpetrators were selected in (12) ask FU5a and FU5b (*FU5a_4_1* to *FU5a_4_94* and *FU5b_4_1* to *FU5b_4_94*)

(17) Ask FU5_5 (*FU5_5*)
a. If FU5_5 = 2, skip to FU5_6
b. If FU5_5 = 1 and only one perpetrator was selected in (12), skip FU5a but ask FU5b (*FU5b_5_1*)
c. If FU5_5 = 1 and multiple perpetrators were selected in (12) ask FU5a and FU5b (*FU5a_5_1* to *FU5a_5_94* and *FU5b_5_1* to *FU5b_5_94*)

(18) Ask FU5_6 (*FU5_6*)
a. If FU5_6 = 2, skip to FU5_7
b. If FU5_6 = 1 and only one perpetrator was selected in (12), skip FU5a but ask FU5b (*FU5b_6_1*)
c. If FU5_6 = 1 and multiple perpetrators were selected in (12) ask FU5a and FU5b (*FU5a_6_1* to *FU5a_6_94* and *FU5b_6_1* to *FU5b_6_94*)

(19) Ask FU5_7 (*FU5_7*)
a. If FU5_7 = 2, skip to FU5_8
b. If FU5_7 = 1 and only one perpetrator was selected in (12), skip FU5a but ask FU5b (*FU5b_7_1*)
c. If FU5_7 = 1 and multiple perpetrators were selected in (12) ask FU5a and FU5b (*FU5a_7_1* to *FU5a_7_94* and *FU5b_7_1* to *FU5b_7_94*)

(20) Ask FU5_8 (*FU5_8*)
a. If FU5_8 = 2, skip to FU6_1
b. If FU5_8 = 1, ask respondent to specify those in FU5_8 (*FU5_8sp*)
c. If FU5_8 = 1 and only one perpetrator was selected in (12), skip FU5a but ask FU5b (*FU5b_8_1*)
d. If FU5_8 = 1 and multiple perpetrators were selected in (12) ask FU5a and FU5b (*FU5a_8_1* to *FU5a_8_94* and *FU5b_8_1* to *FU5b_8_94*)

(21) Ask FU6_1 (*FU6_1*)

This document is a research report submitted to the U.S. Department of Justice. This report has not been published by the Department. Opinions or points of view expressed are those of the author(s) and do not necessarily reflect the official position or policies of the U.S. Department of Justice.

a. If FU6_1 = 2, skip to FU6_2
b. If FU6_1 = 1 and only one perpetrator was selected in (12), skip FU6a but ask FU6b (*FU6a1_FU6b_1_1*)
c. If FU6_1 = 1 and multiple perpetrators were selected in (12), ask FU6a and FU6b (*FU6a1_FU6a_1_1* to *FU6a1_FU6a_1_94* and *FU6a1_FU6b_1_1* to *FU6a1_FU6b_1_94*)
d. If FU6b = 2, ask FU6c (*FU6a1_FU6c_1_1* to *FU6a1_FU6c_1_94*)

(22) Ask FU6_2 (*FU6_2*)
a. If FU6_2 = 2, skip to FU6_3
b. If FU6_2 = 1 and only one perpetrator was selected in (12), skip FU6a but ask FU6b (*FU6a2_FU6b_2_1*)
c. If FU6_2 = 1 and multiple perpetrators were selected in (12), ask FU6a and FU6b (*FU6a2_FU6a_2_1* to *FU6a2_FU6a_2_94* and *FU6a2_FU6b_2_1* to *FU6a2_FU6b_2_94*)
d. If FU6b = 2, ask FU6c (*FU6a2_FU6c_2_1* to *FU6a2_FU6c_2_94*)

(23) Ask FU6_3 (*FU6_3*)
a. If FU6_3 = 2, skip to FU6_4
b. If FU6_3 = 1 and only one perpetrator was selected in (12), skip FU6a but ask FU6b (*FU6a3_FU6b_3_1*)
c. If FU6_3 = 1 and multiple perpetrators were selected in (12), ask FU6a and FU6b (*FU6a3_FU6a_3_1* to *FU6a3_FU6a_3_94* and *FU6a3_FU6b_3_1* to *FU6a3_FU6b_3_94*)
d. If FU6b = 2, ask FU6c (*FU6a3_FU6c_3_1* to *FU6a3_FU6c_3_94*)

(24) Ask FU6_4 (*FU6_4*)
a. If FU6_4 = 2, skip to FU6_5
b. If FU6_4 = 1 and only one perpetrator was selected in (12), skip FU6a but ask FU6b (*FU6a4_FU6b_4_1*)
c. If FU6_4 = 1 and multiple perpetrators were selected in (12), ask FU6a and FU6b (*FU6a4_FU6a_4_1* to *FU6a4_FU6a_4_94* and *FU6a4_FU6b_4_1* to *FU6a4_FU6b_4_94*)
d. If FU6b = 2, ask FU6c (*FU6a4_FU6c_4_1* to *FU6a4_FU6c_4_94*)

(25) Ask FU6_5 (*FU6_5*)
a. If FU6_5 = 2, skip to FU7
b. If FU6_5 = 1 and only one perpetrator was selected in (12), skip FU6a but ask FU6b (*FU6a5_FU6b_5_1*)
c. If FU6_5 = 1 and multiple perpetrators were selected in (12), ask FU6a and FU6b (*FU6a5_FU6a_5_1* to *FU6a5_FU6a_5_94* and *FU6a5_FU6b_5_1* to *FU6a5_FU6b_5_94*)
d. If FU6b = 2, ask FU6c (*FU6a5_FU6c_5_1* to *FU6a5_FU6c_5_94*)

(26) Ask FU7 (*FU7*)
a. If FU7 = 2, skip to Intimate Partner section
b. If FU7 = 1 and only one perpetrator was selected in (12), skip FU7a but ask FU7b (*FU7b_1*)
c. If FU7 = 1 and multiple perpetrators were selected in (12), ask FU7a and FU7b (*FU7a_1* to *FU7a_94* and *FU7b_1* to *FU7b_94*)

All data in the "b" and "c" variables should be linked to the "a" variables. Data in the "a" variables should be linked to FUINITIALS_# (# = 1 to 94) for FU1, FU2, FU5, FU6, and FU7; but should be linked to FU4INITIALS_# (# = 1 to 94) for FU4. Data in the "a" variables for FU3 should be linked to the perpetrators identified in FU1a and FU2a (but again, the order of these perpetrators is unclear).

Analysts who wish to use data in this section should exercise great care. The skip patterns, links, and perpetrator selection criteria appear to be incorrectly described in the survey. It is not always possible

This document is a research report submitted to the U.S. Department of Justice. This report has not been published by the Department. Opinions or points of view expressed are those of the author(s) and do not necessarily reflect the official position or policies of the U.S. Department of Justice.

to know with certainty how respondents and perpetrators were selected. The skip patterns, links, and perpetrator selection criteria detailed in this section can be used to reproduce how the data were collected. However, there are likely to be multiple ways to reproduce how the data were collected. In other words, the solutions described in this section may not be unique. Other solutions may exist.

## B. DATA EXTRACTION

The "CREATE GFU PERP.SPS" syntax file first merges the general follow-up data from the 2010 NISVS general population sample ("NISVSGENPOP2010.SAV") and the 2010 AIAN oversample ("NISVS2010AIANFINAL.SAV"). The merged data file is saved as "FINAL GFU.SAV". It includes 21,378 observations and 5,011 variables.

Before constructing a perpetrator-level data set, the following data checks were performed to make sure that no data would be lost when creating a perpetrator-level file:

(1) FU8 has no valid data (and can be deleted)
(2) The number of perpetrator initials selected for the general follow-up section (IFUINITIALS) matches the number of initials provided in FUINITIALS_1 to FUINITIALS_94.
(3) The number of perpetrator initials selected for FU4 (IFU4INITIALS) matches the number of initials provided in FU4INITIALS_1 to FU4INITIALS_94.
(4) Valid data are found in FU_INTRO only when perpetrator initials are included in FUINITIALS_#.
(5) Valid data are found in FU4 only when perpetrator initials are included in FU4INITIALS_#.
(6) The "a" variables for FU1, FU2, FU5_1 to FU5_8, FU6_1 to FU6_5, and FU7 are skipped when only one perpetrator was selected in FUINITIALS_1 to FUINITIALS_94.
(7) The "a" variable for FU4 is skipped when only one perpetrator was selected in FU4INITIALS_1 to FU4INITIALS_94.
(8) There are no valid data in the "a," "b," or "c" variables (for FU1, FU2, FU5, FU6, and FU7) when perpetrator initials are not included in FUINITIALS_1 to FUINITIALS_94.
(9) There are no valid data in the "a" and "b" variables for FU4 when perpetrator initials are not included in FU4INITIALS_1 to FU4INITIALS_94.

No problems were found.

A perpetrator index file for the general follow-up section is then created from all perpetrator initials included in FUINITIALS_1 to FUINITIALS_94. Results are saved in the "GFU PERP INDEX.SAV" data file (some respondent-level variables are also saved in this data file). It includes 44,344 observations and 23 variables. Data checks were performed to make sure that respondents did not have duplicate perpetrator initials. Two problems were found (with ZRID 102652711 and 104669681). Both problems had been previously identified (102652711 in Chapter 6 and 104669681 in Chapter 11). The initials in the general follow-up section were recoded because it is not possible to know if the respondents were referring to the same perpetrator or to different perpetrators. (As a result, these data will not match the other perpetrator-level data). Similarly, a perpetrator index file for FU4 was created from all perpetrator initials included in FU4INITIALS_1 to FU4INITIALS_94. Results are saved in the "GFU4 PERP INDEX.SAV" data file. It includes 35,563 observations and four variables. Duplicate initials were again found for respondent 104669681. The duplicate initials were again recoded (details are available in the "CREATE GFU PERP FILE.SPS" syntax file. Again, these data will not match to the other perpetrator-level data.

This document is a research report submitted to the U.S. Department of Justice. This report has not been published by the Department. Opinions or points of view expressed are those of the author(s) and do not necessarily reflect the official position or policies of the U.S. Department of Justice.

Separate perpetrator-level files were created for each section (FU1, FU2, FU3, FU4, FU5_1, FU5_2, FU5_3, FU5_4, FU5_5, FU5_6, FU5_7, FU5_8, FU6_1, FU6_2, FU6_3, FU6_4, FU6_5, and FU7). When applicable, the "a" variables were recoded to 1 (when only one perpetrator was selected and the "a" questions were skipped; see above). When "b" or "c" variables were included in these separate perpetrator-level files, data checks were performed to make sure that valid data were found only when a perpetrator was identified in the "a" variables. Since "a" variables were not included in FU3, data checks were performed to make sure that valid FU3 data were found only when perpetrators had been identified in FU1 or FU2.

Problems were found in the FU4, FU6_1, FU6_2, FU6_3, FU6_4, and FU6_5 sections. These problems occurred when (1) the "a" variable was coded as -1 or -2 but no valid data were found in the "b" or "c" variables, (2) the "a" variable was coded as -1 or -2 but valid data were found in the "b" or "c" variables, and (3) valid data were found in the "b" or "c" variables but the "a" variable was system missing. When no valid data were found in "b" or "c", these observations were dropped (there were no data to retain). When valid data were found in "b" or "c", "a" was recoded (from -2, -1, or system missing to a new perpetrator number). Although these data cannot be linked to a specific perpetrator, they might be useful to analyze perpetrator-level data or to aggregate the perpetrator-level data to the respondent-level (e.g., to determine if the respondent was ever able to get medical care when needed).

The separate perpetrator-level files were then combined to create one perpetrator-level file. First, the data in the perpetrator-level file for FU3 was linked to the perpetrators identified in FU1 and FU2, so that the data for the n*th* perpetrator in FU3 was linked to the n*th* perpetrator identified in FU1 and FU2. A list of perpetrators identified in FU1 and FU2 was created. Duplicates were removed from this list (duplicates occurred when respondents identified the same perpetrators in both FU1 and FU2). The FU3 data were then linked to this list of perpetrators. As explained in the previous section, the order of the perpetrators in FU3 is unclear. We assumed that they were presented in the order that the respondents identified them in FU1 and FU2, but the order of the perpetrators in FU3 remains unknown. Analysts should clarify the ordering of perpetrators in FU3 before analyzing these data. After linking the FU3 data to the perpetrators in FU1 and FU2 (perhaps incorrectly), the perpetrator-levels files for FU1, FU2, FU3, FU5_1, FU5_2, FU5_3, FU5_4, FU5_5, FU5_6, FU5_7, FU5_8, FU6_1, FU6_2, FU6_3, FU6_4, FU6_5, and FU7 were matched (by perpetrator number). They were also matched to the perpetrator index file ("GFU PERP INDEX.SAV").

Data checks were then performed to make sure that the perpetrator numbers linked to an actual perpetrator. Fifteen problems were found. In 14 of these cases, the perpetrator number had been recoded (see problems and recodes in previous paragraph; details can be found in the syntax file "CREATE GFU PERP FILE.SPS"). In the other case (ZRID = 101147831), four perpetrators were selected for the general follow-up section. Four perpetrators were identified in FU5a_2, including the first (FU5a_2_1 = 1), the 24$^{th}$ (FU5a_2_2 = 24), the second (FU5a_2_3 = 2), and the fourth (FU5a_3_4 = 4). In this case, it is probably reasonable to assume that the 24$^{th}$ perpetrator should actually be the third perpetrator. For now, the perpetrator initials were recoded to "REC01 MISSING". Analysts may want to link these data, rather than create a new perpetrator.

Results of this data match are saved in "GFU PERP PART 1.SAV". It includes 44,359 observations and 65 variables. The FU4 data were then matched to the FU4 perpetrator index file ("GFU4 PERP INDEX.SAV"). Again, data checks were performed to make sure that all perpetrator numbers linked to an actual perpetrator. No problems were found. Results of this data match are saved in "GFU PERP PART 2.SAV". It includes 35,563 observations and 12 variables. These two data files ("GFU PERP PART 1.SAV" and

This document is a research report submitted to the U.S. Department of Justice. This report has not been published by the Department. Opinions or points of view expressed are those of the author(s) and do not necessarily reflect the official position or policies of the U.S. Department of Justice.

"GFU PERP PART 2.SAV") were then matched to create the final perpetrator-level data file. New perpetrator initials were created (recoded) for perpetrators whose initials had already been recoded in previous chapters. All variables were renamed and new variable labels were created. The "FINAL GFU PERP.SAV" data file includes 44,362 observations and 69 variables.

All data extractions and recodes are included in the "CREATE GFU PERP FILE.SPS" syntax file. The "GFU GENPOP.SAV" and "GFU AIAN.SAV" data files include the original respondent-level general follow-up data from the general population sample (with 18,957 observations and 5,012 variables) and the AIAN oversample (with 3,612 observations and 5,011 variables). These data files were added to create the "FINAL GFU.SAV" data file (21,378 observations and 5,011 variables). The "GFU PERP INDEX.SAV" data file (44,344 observations and 23 variables) includes all perpetrators selected for the general follow-up section and the "GFU4 PERP INDEX.SAV" data file (35,563 observations and 4 variables) includes all perpetrators selected for the FU4 section. The "GFU PERP PART 1.SAV" data file includes the perpetrator-level data for the FU1, FU2, FU3, FU5_1 to FU5_8, FU6_1 to FU6_5, and FU7 sections (44,359 observations and 65 variables). The "GFU PERP PART 2.SAV" data file includes the perpetrator-level data for the FU4 section (35,563 observations and 12 variables). Both parts are then added to create the final perpetrator-level data file, "FINAL GFU PERP.SAV", which has 44,362 observations and 69 variables.

Data & Files in the "MERGE GFU DATA" folder:

| | | | |
|---|---|---|---|
| FINAL GFU PERP | 1/8/2015 1:15 PM | SPSS Statistics Data Document | 11,689 KB |
| GFU PERP PART 2 | 1/8/2015 1:15 PM | SPSS Statistics Data Document | 1,692 KB |
| GFU PERP PART 1 | 1/8/2015 1:15 PM | SPSS Statistics Data Document | 11,097 KB |
| GFU4 PERP INDEX | 1/8/2015 1:12 PM | SPSS Statistics Data Document | 1,073 KB |
| GFU PERP INDEX | 1/8/2015 1:12 PM | SPSS Statistics Data Document | 2,513 KB |
| FINAL GFU | 1/8/2015 1:07 PM | SPSS Statistics Data Document | 443,296 KB |
| GFU AIAN | 1/8/2015 1:05 PM | SPSS Statistics Data Document | 77,703 KB |
| GFU GENPOP | 1/8/2015 1:05 PM | SPSS Statistics Data Document | 396,115 KB |
| CREATE GFU PERP FILE | 1/8/2015 12:59 PM | SPSS Statistics Syntax File | 60 KB |
| GFU PERP SELECTION | 1/8/2015 4:34 PM | File folder | |

The "GFU PERP SELECTION" folder includes the syntax file to select perpetrators for the general follow-up section, the FU2 section, and the FU4 section ("GFU PERP SELECTION.SPS"). It creates four data files.

The "PERP BEHAVIORS.SAV" data file includes the number of behaviors that each perpetrator committed in the psychological aggression, coercive control and entrapment, physical violence, stalking, and sexual violence sections (from the "FINAL CLEAN NISVS PERP.SAV" data file created in Chapter 17). It includes 51,482 observations and eight variables.

The stalking exclusion criterion is created from the "FULL ST PERP.SAV" data file (created in Chapter 18). Results are saved in the "ST EXCLUDE.SAV" data file (with 51,484 observations and eight variables).

The "PERP BEHAVIORS.SAV" data file and the "ST EXCLUDE.SAV" data file are then matched to the "FINAL GFU PERP.SAV" data file (created earlier in this chapter). Results are saved in the "FINAL PERP BEHAVIORS.SAV" data file. It includes 51,532 observations and 81 variables. This is the file that includes all data necessary to select respondents and perpetrators for the general follow-up section.

This document is a research report submitted to the U.S. Department of Justice. This report has not been published by the Department. Opinions or points of view expressed are those of the author(s) and do not necessarily reflect the official position or policies of the U.S. Department of Justice.

Selection criteria are computed for the general follow-up section, the FU2 section, and the FU4 section. Results are saved in the "GFU PERP SELECTION.SAV" data file which includes 51,532 observations and five variables.

Data & Files in the "GFU PERP SELECTION" folder:

| | | | |
|---|---|---|---|
| GFU PERP SELECTION | 1/8/2015 4:40 PM | SPSS Statistics Data Document | 1,607 KB |
| FINAL PERP BEHAVIORS | 1/8/2015 4:34 PM | SPSS Statistics Data Document | 14,566 KB |
| ST EXCLUDE | 1/8/2015 4:34 PM | SPSS Statistics Data Document | 1,756 KB |
| PERP BEHAVIORS | 1/8/2015 4:34 PM | SPSS Statistics Data Document | 2,158 KB |
| GFU PERP SELECTION | 1/8/2015 4:34 PM | SPSS Statistics Syntax File | 7 KB |

## C. DATA CLEANING

The "FINAL GFU PERP.SAV" data file was matched to the "GFU PERP SELECTION.SAV" data file to create the "GFU WITH SELECT.SAV" data file. This data file includes a total of 51,532 perpetrators and 72 variables.

There are multiple ways that one could clean these data. For example, the data could be cleaned based on who should have been selected for the general follow-up section, based on who was actually selected for the general follow-up section, or based on who was actually included in the general follow-up section. (These distinctions are elaborated further when creating the final perpetrator-level file in the next section). Depending on the purpose of one's analysis, these distinctions could be important. For example, it could impact how missing data are coded as "not applicable" versus "unknown." In addition, data cleaning could account for cases where eligibility is unknown (this would account for respondents who skipped questions). There are at least three reasons that could explain why certain respondents and perpetrators were excluded from parts or all of the general follow-up section. Some were known to be ineligible. For some, eligibility was unknown (and they were not included). For others, their initials had been recoded. The previous data calculations (such as those in the "GFU PERP SELECTION.SPS" syntax file) were not designed to identify cases where eligibility was unknown. The best way to clean these data will depend entirely on the purpose of one's analysis. As a result, minimal data cleaning is performed in this section. Most data cleaning is limited to recoding missing data. Depending on the purpose of one's analysis, additional data cleaning may be necessary.

For now, all data cleaning is based on whether respondents or perpetrators were included in each part of the general follow-up section (not on whether they should have been selected or were actually selected). Those data are included in INGFU, INGFU2, INGFU3, and INGFU4. INGFU indicates whether perpetrators were included in FU1, FU5, FU6, and FU7 (0 = No, 1 = Yes). Respectively, INGFU2, INGFU3, and INGFU4 indicate whether perpetrators were included in FU2, FU3, and FU4 (0 = No, 1 = Yes). When INGFU = 0 (i.e., when perpetrators were not included in the general follow-up section), INGFU2, INGFU3, and INGFU4 were all coded to -99.

There are 22 perpetrators whose initials were recoded in the "CREATE GFU PERP FILE.SPS" syntax file. For these 22 perpetrators, INGFU needs to be recoded to 1. INGFU then accurately represents who was included in the general follow-up section (even if they should not have been selected or were not actually selected).

This document is a research report submitted to the U.S. Department of Justice. This report has not been published by the Department. Opinions or points of view expressed are those of the author(s) and do not necessarily reflect the official position or policies of the U.S. Department of Justice.

Consistent missing data codes were used throughout this section. A code of -99 means that the perpetrator was not included in the general follow-up section (INGFU = 0). A code of -92 means that the perpetrator was included in the general follow-up section (INGFU = 1), but was excluded from the FU2 section (INGFU2 = 0). Similarly, a code of -93 means that the perpetrator was included in the general follow-up section (INGFU = 1) but was excluded from the FU3 section (INGFU3 = 0) and a code of -94 means that the perpetrator was included in the general follow-up section (INGFU = 1) but was excluded from the FU4 section (INGFU4 = 0). A code of -9 means that the perpetrator was included in that particular section, but data about that perpetrator are unknown.

Missing data in FU1, FU5, FU6, and FU7 are recoded based on INGFU. More specifically, missing data in FU1R, FU5R1, FU5R2, FU5R3, FU5R4, FU5R5, FU5R6, FU5R7, FU5R8, FU6R1, FU6R2, FU6R3, FU6R4, FU6R5, and FU7R are recoded to -99 when INGFU = 0 and to -9 when INGFU = 1. Missing data in FU1P were then cleaned based on FU1R. When FU1R = -99 (which occurred when INGFU = 0), missing data in FU1P are recoded to -99. When FU1R = -9 (which only occurred when INGFU = 1), missing data in FU1P are recoded to -9. When FU1R = 1 or FU1R = 2, missing data in FU1P are recoded to 0. In these cases, the respondents were not concerned for their safety (FU1R = 2) or they were concerned for their safety (FU1R = 1), but it was not that perpetrator who made them concerned for their safety (it was another perpetrator). The same logic was used to recode missing values in FU5P1, FU5P2, FU5P3, FU5P4, FU5P5, FU5P6, FU5P7, FU5P8, FU6P1, FU6P2, FU6P3, FU6P4, FU6P5, and FU7P. Missing data in these variables are recoded based on value in their "R" counterpart. For example, missing data in FU5**P**3 are recoded based on FU5**R**3. When the "**R**" values are -99, missing data in "**P**" are recoded to -99. When the "**R**" values are -9, missing data in "**P**" are recoded to -9. When "**R**" values are 1 or 2, missing data in "**P**" are recoded to 0.

Data in the "**B**" variables (for FU5, FU6, and FU7) were then cleaned based on the "**P**" variables. For example, missing data in FU5**B**3 are recoded based on FU5**P**3. When P = -99 (i.e., when the perpetrators were not included in the general follow-up section), missing data in B are recoded to -99. When P = -9 or P = 1, missing data in B are recoded to -9. In these cases, it is unknown if the perpetrator was identified in this question. Finally, when P = 0 (when the perpetrators were not identified), missing data in B are recoded to -98. A code of -98 means that the "**B**" question is not applicable because the perpetrator was not identified in the "**P**" variable.

To summarize, all missing data for FU1, FU5, FU6, and FU7 are recoded to -99 when the perpetrators were not included in the general follow-up section (i.e., when INGFU = 0). Missing data in the respondent-level variables (i.e., the "**R**" variables) are recoded to -99 when INGFU = 0 and to -9 when INGFU = 1. Missing data in the "**P**" variables were then recoded based on the "**R**" variables. Missing data in P are recoded to -99 when R = -99, to -9 when R = -9, and to 0 when R = 1 or R = 2. Then, missing data in the "**B**" variables are recoded based on the "**P**" variables. More specifically, missing data in B are recoded to -99 when P = -99, to -9 when P = -9 or P = 1, and to -98 when P = 0.

A similar strategy was used to recode the missing data in FU2. The data in FU2R were cleaned based on INGFU2. The data in FU2R were then used to clean the data in FU2P, and the data in FU2P were then used to clean the data in FU2B. Missing data in FU2R are recoded to -99 when INGFU2 = -99 (meaning that the perpetrators were not included in the general follow-up section), to -92 when INGFU2 = 0 (meaning that the perpetrators were not included in the GFU2 section), and to -9 when INGFU2 = 1. When FU2R = -99 (which occurred when INGFU = 0 and INGFU2 = -99), missing data in FU2P are recoded to -99. When FU2R = -92 (which occurred when INGFU = 1 but INGFU2 = 0), missing data in FU2P are

This document is a research report submitted to the U.S. Department of Justice. This report has not been published by the Department. Opinions or points of view expressed are those of the author(s) and do not necessarily reflect the official position or policies of the U.S. Department of Justice.

recoded to -92. When FU2R = -9 (which occurred when INGFU = 1 and INGFU2 = 1), missing data in FU2P are recoded to -9. (Note, there are no cases where INGFU = 0 but INGFU2 = 1). When FU2R = 1 or FU2R = 2, missing data in FU2P are recoded to 0. In these cases, the respondents were not fearful (FU2R = 2) or were fearful (FU2R = 1), but it was not that perpetrator who made them fearful (it was another perpetrator). Missing values for FU2B were then recoded to -99 when FU2P = -99 (when perpetrators were not included in the general follow-up section), to -92 when FU2P = -92 (when perpetrators were included in the general follow-up section, but not in the GFU2 section), to -98 when FU2P = 0 (when the perpetrators were included in the GFU2 section but did not cause fear), and to -9 when FU2P = -9 or FU2P = 1 (when perpetrators were included in the GFU2 section but it is unknown if they made the respondent fearful).

FU3P1, FU3P2, FU3P3, and FU3P4 were all cleaned based on INGFU3. For all four of these FU3 variables, missing data are recoded to -99 when INGFU3 = -99 (i.e., when perpetrators were not included in the general follow-up section; INGFU = 0), to -93 when INGFU3 = 0 (i.e., when perpetrators were included in the general follow-up section but were excluded from the FU3 section), and to -9 when INGFU3 = 1 (i.e., when perpetrators were included in the FU3 section).

The data in FU4R were cleaned based on INGFU4. Then, the data in FU4R were used to clean the data in FU4P, and the data in FU4P were used to clean the data in FU4P1, FU4P2, FU4P3, FU4P4, and FU4P5. Missing data in FU4R are recoded to -99 when INGFU4 = -99 (i.e., when the perpetrators were not included in the GFU section), to -94 when INGFU4 = 0 (i.e., when the perpetrators were included in the GFU section, but not in the GFU4 section), and to -9 when INGFU4 = 1 (i.e., when the perpetrators were included in the GFU4 section). Then, missing data in FU4P are recoded to -99 when FU4R = -99 (i.e., when perpetrators were not included in the GFU section), to -94 when FU4R = -94 (i.e., when perpetrators were included in the GFU section but were not included in the GFU4 section), to -9 when FU4R = -9 (i.e., when perpetrators were included in the GFU4 section, but it was unknown if they caused injuries), and to 0 when FU4R = 1 or FU4R = 2 (i.e., when perpetrators were included in the GFU4 section but they did not cause injuries to the respondents). The types of injuries caused by perpetrators are recorded in FU4P1 to FU4P5. For all five of these variables, missing data are recoded to -99 when FU4P = -99 (i.e., when perpetrators were not included in the GFU section), to -94 when FU4P = -94 (i.e., when perpetrators were included in the GFU section but were not included in the GFU4 section), to -9 when FU4P = -9 or FU4P = 1 (i.e., when perpetrators were included in the GFU4 section but it was unknown if they caused injuries or what types of injuries they caused), and to -98 when FU4P = 0 (i.e., when perpetrators were included in the GFU4 section but did not cause injuries). In these cases, the respondents either did not report injuries (FU4R = 2) or reported injuries (FU4R = 1), but the injuries were not caused by this perpetrator (FU4P = 0). They were caused by other perpetrators.

All recodes are included in the “GFU DATA CLEANING.SPS” syntax file. Data checks were then performed to make sure that all data had been cleaned successfully. One problem was found for FU5R2. The perpetrator’s initials had been recoded. For this case, FU5P2 = 1 but FU5R2 = -9 (i.e., the respondent talked to a doctor or nurse about this perpetrator, but it was unknown if the respondent had talked to a doctor or nurse about any of the perpetrators). In this case, FU5R2 was recoded from -9 to 1. Fourteen problems were found with FU6 (eight with FU6R1, five with FU6R2, and one with FU6R4). In all of these cases, the perpetrator initials had been recoded. For these cases, the “P” variables equaled 1 but the “R” variables equaled -9 (i.e., the respondent needed services because of what the perpetrator did [P = 1] but it was unknown if the respondent needed services because of what any of the perpetrators did [R = -9]). In these cases, the “R” variable (i.e., FU6R1, FU6R2, or FU6R4) are recoded from -9 to 1.

This document is a research report submitted to the U.S. Department of Justice. This report has not been published by the Department. Opinions or points of view expressed are those of the author(s) and do not necessarily reflect the official position or policies of the U.S. Department of Justice.

Data checks were also performed to make sure that respondent-level data did not include both "Yes" and "No" answers. No problems were found. Finally, data checks were performed to make sure that when respondents answered "Yes" to a respondent-level question (in "R" variables), there was at least one perpetrator identified in the "P" variables. Problems were found for 117 perpetrators. In these cases, the respondent answered "Yes" to a respondent-level question, but none of the data in "P" equals 1. These problems are not addressed in this chapter. The important point is that respondent-level data are inconsistent with perpetrator-level data. For example, estimates of the need for services will be different if they are based on respondent-level data or perpetrator-level data. That occurs because some respondents indicated the need for services (in "R" variables), but also indicated that none of perpetrators caused the need for these services (in the "P" variables). Analysts who wish to use these data should consider which data to use and whether additional recodes are necessary (for example, recoding "P" data from "No" to "Unknown").

The final clean data are saved in the "CLEAN GFU.SAV" data file (in the "C:\GFU\GFU DATA CLEANING\" folder). It includes 51,532 observations and 74 variables.

## D. FINAL PERPETRATOR-LEVEL FILE FOR GENERAL FOLLOW-UP DATA

The "CREATE CLEAN P GFU.SPS" syntax file uses the "CLEAN GFU.SAV" data file (created in the previous section) to create a final clean perpetrator-level data file. Minor recodes are performed (e.g., recoding "No" answers from 2 to 0) and new variable and value labels are created. Data checks were then performed, including detailed data checks by perpetrator-level response patterns. No problems were found.

Several new selection variables are created. Three variables can be used to identify perpetrators for the general follow-up section. The GFUSHOULD variable indicates whether perpetrators should have been selected for the general follow-up section. The GFUSELECT variable indicates whether perpetrators were actually selected for the general follow-up section. As previously defined, the INGFU variable indicates whether perpetrators were actually included in the general follow-up section. Again, data cleaning in the previous section was based on INGFU. Depending on the goals of their analyses, analysts should consider whether it would be more appropriate to clean their data based on GFUSHOULD or GFUSELECT.

Ideally, perpetrators that should have been selected would have actually been selected and would have actually been included (i.e., GFUSHOULD = 1 and GFUSELECT = 1 and INGFU = 1). Conversely, perpetrators that should not have been selected would not have been selected and would not have been included (i.e., GFUSHOULD = 0 and GFUSELECT = 0 and INGFU = 0). There are 419 perpetrators that do not fit these patterns. Of these 419 perpetrators, 18 were included when they should not have been selected and were not selected (i.e., GFUSHOULD = 0 and GFUSELECT = 0 but INGFU = 1), 30 were selected and included when they should not have been selected (i.e., GFUSHOULD = 0 but GFUSELECT = 1 and INGFU = 1), and 371 should have been selected but were not selected and were not included (i.e., GFUSHOULD = 1 but GFUSELECT = 0 and INGFU = 0). These inconsistencies are due to perpetrator initials that were recoded in this chapter and in previous chapters. Analysts should consider whether different recodes would be better for the purpose of their analyses.

This document is a research report submitted to the U.S. Department of Justice. This report has not been published by the Department. Opinions or points of view expressed are those of the author(s) and do not necessarily reflect the official position or policies of the U.S. Department of Justice.

After checking the consistency between GFUSHOULD, GFUSELECT, and INGFU, data checks were performed to examine the consistency between FU1P and INGFU, INGFU2 and INGFU, FU2P and INGFU2, FU2B and FU2P, INGFU3 and INGFU, INGFU3 and FU1P / FU2P, FU3P1 and INGFU3, FU3P2 and INGFU3, FU3P3 and INGFU3, and FU3P4 and INGFU3. No problems were found.

Selection variables were also created for the FU4 perpetrator selection. The GFU4SHOULD variable indicates whether perpetrators should have been selected for the GFU4 section. The GFU4SELECT variable indicates whether perpetrators were actually selected for the GFU4 section and the INGFU4 variable still indicates whether perpetrators were actually included in the GFU4 section. There are 304 perpetrators that should have been selected for GFU4 but were not (i.e., GFU4SHOULD = 1 but GFU4SELECT = 0) and 19 perpetrators that should not have been selected for GFU4 but were (i.e., GFU4SHOULD = 0 but GFU4SELECT = 1). Again, these problems are due to recoded perpetrator initials and analysts should consider if these recodes are appropriate for the purpose of their analyses.

After checking the consistency between GFU4SHOULD, GFU4SELECT, and INGFU4, data checks were performed to examine the consistency between FU4P and INGFU4, FU4P1 and FU4P, FU4P2 and FU4P, FU4P3 and FU4P, FU4P4 and FU4P, FU4P5 and FU4P, FU5P1 and INGFU, FU5B1 and FU5P1, FU5P2 and INGFU, FU5B2 and FU5P2, FU5P3 and INGFU, FU5B3 and FU5P3, FU5P4 and INGFU, FU5B4 and FU5P4, FU5P5 and INGFU, FU5B5 and FU5P5, FU5P6 and INGFU, FU5B6 and FU5P6, FU5P7 and INGFU, FU5B7 and FU5P7, FU5P8 and INGFU, FU5B8 and FU5P8, FU6P1 and INGFU, FU6B1 and FU6P1, FU6P2 and INGFU, FU6B2 and FU6P2, FU6P3 and INGFU, FU6B3 and FU6P3, FU6P4 and INGFU, FU6B4 and FU6P4, FU6P5 and INGFU, FU6B5 and FU6P5, FU7P and INGFU, and FU7B and FU7P. No problems were found.

The final clean perpetrator-level data file is saved as “CLEAN P GFU.SAV”. It includes 51,532 observations and 57 variables. The “CREATE CLEAN P GFU.SPS” syntax file and the “CLEAN P GFU.SAV” data file are both included in the “C:\GFU\GFU DATA CLEANING\” folder. The “CLEAN P GFU.SAV” data file was also copied to the “C:\GFU\” folder.

## E. FINAL RESPONDENT-LEVEL FILE FOR GENERAL FOLLOW-UP DATA

The “CREATE CLEAN R GFU.SPS” syntax file uses the “CLEAN GFU.SAV” data file to create a final clean respondent-level data file. For each respondent-level variable (FU1R, FU2R, FU4R, FU5R_1 to FU5R_8, FU6R_1 to FU6R_5, and FU7R), the perpetrator-level data were aggregated to the respondent-level. New respondent-level variables were created to count the number of perpetrators in each value of each perpetrator-level variable. For example, FU1R includes four values (-99, -9, 1, and 2). When aggregating the perpetrator-level data to the respondent-level, new variables were created to count the number of perpetrators with a value of -99 (in FU1R_99), the number of perpetrators with a value of -9 (in FU1R_9), the number of perpetrators with a value of 1 (in FU1R_1), and the number of perpetrators with a value of 2 (in FU1R_2). Similarly, when aggregating the perpetrator-level data for FU2, new variables were created to count the number of perpetrators with a value of -99 (in FU2R_99), the number of perpetrators with a value of -9 (in FU2R_9), the number of perpetrators with a value of 1 (in FU2R_1), and the number of perpetrators with a value of 2 (in FU2R_2). In addition, because -92 is value in FU2R, a new variable was created to count the number of perpetrators with a value of -92 (in FU2R_92).

Then, new respondent-level data were created using the following rules:

This document is a research report submitted to the U.S. Department of Justice. This report has not been published by the Department. Opinions or points of view expressed are those of the author(s) and do not necessarily reflect the official position or policies of the U.S. Department of Justice.

(1) If any of the perpetrator-level data had a value of 1 (“Yes”), the respondent-level data were coded to 1. For example, if FU1R_1 > 0, FU1R was coded to 1.
(2) Else, if any of the perpetrator-level data had a value of 2 (“No”), the respondent-level data were coded to 0. For example, if FU2R_2 > 0 (and FU2R_1 = 0), FU2R was coded to 0.
(3) Else (i.e., if not (1) and (2) above), if any of the perpetrator-level data had a value of -9 (“Unknown”), the respondent-level data were coded to -9. For example, if FU4R_9 > 0 (and FU4R_1 = 0 and FU4R_2 = 0), FU4R was coded to -9.
(4) Else (i.e., if none of the above), and for FU2 only, if any of the perpetrator-level data had a value of -92 (“Not in GFU2 Section”), the respondent-level data were coded to -92. For example, if FU2R_92 > 0 (and FU2R_1 = 0 and FU2R_2 = 0 and FU2R_9 = 0), FU2R was coded to -92.
(5) Else (i.e., if none of the above), and for FU4 only, if any of the perpetrator-level data had a value of -94 (“Not in GFU4 Section”), the respondent-level data were coded to -94. For example, if FU4R_94 > 0 (and FU4R_1 = 0 and FU4R_2 = 0 and FU4R_9 = 0), FU4R was coded to -94.
(6) Else (i.e., if none of the above), if any of the perpetrator-level data had a value of -99 (“Not in GFU Section”), the respondent-level data were coded to -99. For example, if FU5R1_99 > 0 (and FU5R1_1 = 0 and FU5R1_2 = 0 and FU5R1_9 = 0), FU5R1 was coded to -99.

Finally, FU5R8_SP was recoded to delete all -3 values. Data are then saved in the “R GFU.SAV” data file. It includes 14,658 observations and 22 variables.

Data checks were then performed to make sure that the respondent-level data (created above from the perpetrator-level data) matched the original respondent-level data. No problems were found. At the same time, respondents were re-inserted (if they had been excluded because no perpetrators had been selected for the general follow-up section). For these respondents, all data were coded to -99 (“Not in GFU Section”). New variable and value labels were created. The final clean respondent-level data are saved in the “CLEAN R GFU.SAV” data file. It includes 21,378 observations and 23 variables.

All files for data cleaning, for creating the final perpetrator-level file, and for creating the final respondent-level file are included in the “C:\GFU\GFU DATA CLEANING\” folder.

Data & Files in the “GFU DATA CLEANING” folder:

| | | | |
|---|---|---|---|
| CLEAN R GFU | 1/8/2015 4:58 PM | SPSS Statistics Data Document | 977 KB |
| R GFU | 1/8/2015 4:55 PM | SPSS Statistics Data Document | 659 KB |
| CREATE CLEAN R GFU | 1/8/2015 4:54 PM | SPSS Statistics Syntax File | 13 KB |
| CLEAN P GFU | 1/8/2015 4:52 PM | SPSS Statistics Data Document | 12,560 KB |
| CREATE CLEAN P GFU | 1/8/2015 4:48 PM | SPSS Statistics Syntax File | 15 KB |
| CLEAN GFU | 1/8/2015 4:47 PM | SPSS Statistics Data Document | 13,811 KB |
| GFU WITH SELECT | 1/8/2015 4:43 PM | SPSS Statistics Data Document | 13,710 KB |
| GFU DATA CLEANING | 1/8/2015 4:43 PM | SPSS Statistics Syntax File | 28 KB |

This document is a research report submitted to the U.S. Department of Justice. This report has not been published by the Department. Opinions or points of view expressed are those of the author(s) and do not necessarily reflect the official position or policies of the U.S. Department of Justice.

Data, Files & Folders in the “GFU” folder:

| | | | |
|---|---|---|---|
| MATCH GFU R AND P | 1/8/2015 4:59 PM | SPSS Statistics Syntax File | 5 KB |
| CLEAN R GFU | 1/8/2015 4:58 PM | SPSS Statistics Data Document | 977 KB |
| CLEAN P GFU | 1/8/2015 4:52 PM | SPSS Statistics Data Document | 12,560 KB |
| GFU DATA CLEANING | 1/8/2015 4:54 PM | File folder | |
| MERGE GFU DATA | 1/8/2015 1:12 PM | File folder | |

The “CLEAN P GFU.SAV” and “CLEAN R GFU.SAV” data files are the same as those created in the “GFU DATA CLEANING” folder. Finally, the “MATCH GFU R AND P.SPS” syntax file provides a basic way to merge the respondent-level data and the perpetrator-level data back into a single respondent-level file. Data checks are then performed to make sure that the respondent-level data are consistent with the perpetrator-level data. As explained previously, they are not. There are 114 cases where the respondent-level data are coded as “Yes”, but no perpetrators are identified in the perpetrator-level data (e.g., FU1R = 1, but FU1P ≠ 1). There are a total of 169 such problems (from 114 respondents, or 117 perpetrators). Analysts will need to think carefully when choosing the respondent-level data, the perpetrator-level data, or a mixture of the two data.

This document is a research report submitted to the U.S. Department of Justice. This report has not been published by the Department. Opinions or points of view expressed are those of the author(s) and do not necessarily reflect the official position or policies of the U.S. Department of Justice.

# DOCUMENTATION FOR ANALYSIS OF VIOLENCE AGAINST AMERICAN INDIAN AND ALASKA NATIVE WOMEN AND MEN: 2010 FINDINGS FROM THE NATIONAL INTIMATE PARTNER AND SEXUAL VIOLENCE SURVEY (NISVS) BY THE NATIONAL INSTITUTE OF JUSTICE

## CHAPTER 22
## INTIMATE PARTNER SECTION

The intimate partner (IP) section of the National Intimate Partner and Sexual Violence Survey (NISVS) includes six questions (all at the respondent-level):

IP1 During your lifetime, have you had sex with only men, only women, or both men and women?
IP1a Do you consider yourself to be heterosexual or straight, gay or lesbian, or bisexual?
IP2 If IP2 ≠ 1: Are you currently married, divorced, separated, widowed, or have you never been married?
IP3 If IP2 ≠ 1 and IP3 ≠ 1: Are you currently living with a man or woman as a couple at least part of the time?
IP4 Are you currently romantically or sexually involved with someone like a boyfriend or girlfriend?
IP5 If IP2 = 1: Is your spouse male or female?
If IP3 = 1: Is the person you are living with as a couple male or female?
If IP4 = 1: Is the person you are romantically or sexually involved with a man or a woman?

IP3 was only asked for respondents that were not married (i.e., if IP2 ≠ 1). IP4 was only asked for respondents who were not married (i.e., if IP2 ≠ 1) and who were not currently living with a man or woman at least part of the time (i.e., if IP3 ≠ 1). IP5 determined the gender of the respondent's spouse (if IP2 = 1), of the person that the respondent was living with (if IP3 = 1), or of the person the respondent was romantically or sexually involved with (if IP4 = 1). For IP1, respondents who answered "Other" (i.e., IP1 = 4) were asked to specify their answers and their responses are included in IP1_SP. Similarly, for IP2, respondents who answered "Other" (i.e., IP2 = 6) were asked to specify their answers and their responses are included in IP2_SP.

Although the CDC/RTI surveys do not show a skip pattern for IP1a, a skip pattern was used during the first and second quarters of 2010 (details are included in Section B below).

### A. DATA MERGE

Data for the intimate partner sections from the 2010 NISVS general population sample and the 2010 AIAN oversample were combined. Cases were selected if the respondent had completed the psychological aggression section. Data & Files in the "MERGE IP DATA" folder:

| | | | |
|---|---|---|---|
| FINAL IP | 1/9/2015 11:29 AM | SPSS Statistics Data Document | 1,470 KB |
| IP AIAN | 1/9/2015 11:29 AM | SPSS Statistics Data Document | 188 KB |
| IP GENPOP | 1/9/2015 11:29 AM | SPSS Statistics Data Document | 968 KB |
| CREATE IP FILES | 1/9/2015 11:29 AM | SPSS Statistics Syntax File | 2 KB |

This document is a research report submitted to the U.S. Department of Justice. This report has not been published by the Department. Opinions or points of view expressed are those of the author(s) and do not necessarily reflect the official position or policies of the U.S. Department of Justice.

The “FINAL IP.SAV” data file includes 21,378 observations and 14 variables.

## B. DATA CHECKING AND CLEANING

Data cleaning consisted of recoding missing values to -9 (when unknown) and to -99 (when not applicable). While skip patterns were checked, detailed data checks were not performed. In particular, there are clearly answers provided by the respondents in IP1_SP and IP2_SP that could be used to recode data values in IP1 and IP2, respectively. Data recodes in IP2 could then impact how data should be cleaned in IP3, IP4, and IP5. For example, some respondents answered “Other” for IP2 (“Are you currently married, divorced, separated, widowed, or have you never been married?”), but then specified “common law marriage” in IP2_SP. In these cases, analysts may want to recode IP2 from 6 (“Other”) to 1 (“Married”). These respondents would then skip IP3 and IP4 to IP5. In this section, data cleaning was limited to recoding missing values (it again appears that the -3 code was inconsistently used).

For IP1, all missing data are recoded to -9. Missing data (‘-3’ values) in IP1_SP are recoded to system missing when IP1 ≠ 4.

A skip pattern was used for IP1a (even though it is not shown in the CDC/RTI surveys). This skip pattern was only used during the first and second quarters of 2010. During the first two quarters of 2010, respondents were not asked IP1a when they were male (RSEX = “1”) and reported having had sex with women only (IP1 = 2). Similarly, respondents were not asked IP1a when they were female (RSEX = “2”) and reported having had sex with men only (IP1 = 1). (Note, the “neither” option for IP1 [for respondents that had not had sex with others during their lifetime] was not available until the beginning of the third quarter). A new variable (INIP1A) was created to identify the respondents that were included in IP1A (1 = “Yes”, 0 = “No”). INIP1A was coded to 1, and was recoded to 0 when (QUARTER = “101” or QUARTER = “102”) and ((RSEX = “1” and IP1 = 2) or (RSEX = “2” and IP1 = 1)). Missing data in IP1A are then recoded to -9 when INIP1A = 1 and to -99 when INIP1A = 0.

For IP2, all missing data are recoded to -9. Missing data (‘-3’ values) in IP2_SP are recoded to system missing when IP2 ≠ 6.

Skip patterns for IP3, IP4, and IP5 were checked. More specifically, data were checked to make sure that IP3 was skipped when IP2 = 1 and only when IP2 = 1 and to make sure that IP4 was skipped when IP2 = 1 or IP3 = 1, and only when IP2 = 1 or IP3 = 1. No problems were found. For IP3, missing data are recoded to -99 when IP2 = 1 (when the respondent was married) and to -9 when IP2 ≠ 1. For IP4, missing data are recoded to -99 when IP2 = 1 (when the respondent was married) or IP3 = 1 (when the respondent was living with a man or a woman as a couple at least part of the time). When the respondent was not married (IP2 ≠ 1) and was not living with a man or a woman as a couple at least part of the time (IP3 ≠ 1), missing data in IP4 are recoded to -9. Finally, missing data in IP5 are recoded to -99 when IP2 ≠ 1 (when the respondent was not married), IP3 ≠ 1 (when the respondent was not living with a man or a woman as a couple at least part of the time), and IP4 ≠ 1 (when the respondent as not currently romantically or sexually involved with someone like a boyfriend or girlfriend). When the respondent was married (IP2 = 1), was living with a man or a woman as a couple at least part of the time (IP3 = 1), or was currently romantically or sexually involved with someone like a boyfriend or girlfriend (IP4 = 1), missing data in IP5 are recoded to -9.

This document is a research report submitted to the U.S. Department of Justice. This report has not been published by the Department. Opinions or points of view expressed are those of the author(s) and do not necessarily reflect the official position or policies of the U.S. Department of Justice.

Finally, three new variables were created to split IP5 into IP6 (for the gender of the respondent's spouse [from IP2]), IP7 (for the gender of the respondent's co-habitant [from IP3]), and IP8 (for the gender of the respondent's romantic/sexual partner [from IP4]). In IP6, IP7, and IP8, missing data were again recoded to -99 when not applicable and to -9 when unknown. Data for IP6 were not applicable when IP2 ≠ 1 (when the respondent was not married). Data for IP7 were not applicable when IP3 ≠ 1 (when the respondent was not living with a man or a woman as a couple at least part of the time). Data for IP8 were not applicable when IP4 ≠ 1 (when the respondent as not currently romantically or sexually involved with someone like a boyfriend or girlfriend).

New variable and value labels were created. All data checking and cleaning is included in the "CLEAN IP FILES.SPS" syntax file in the "IP DATA CLEANING" folder. Final results are saved in the "CLEAN IP.SAV" data file. It includes 21,378 observations and 18 variables.

Data & Files in the "IP DATA CLEANING" folder:

| | | | |
|---|---|---|---|
| CLEAN IP | 1/9/2015 11:33 AM | SPSS Statistics Data Document | 1,518 KB |
| CLEAN IP FILES | 1/9/2015 11:33 AM | SPSS Statistics Syntax File | 5 KB |

This document is a research report submitted to the U.S. Department of Justice. This report has not been published by the Department. Opinions or points of view expressed are those of the author(s) and do not necessarily reflect the official position or policies of the U.S. Department of Justice.

# DOCUMENTATION FOR ANALYSIS OF VIOLENCE AGAINST AMERICAN INDIAN AND ALASKA NATIVE WOMEN AND MEN: 2010 FINDINGS FROM THE NATIONAL INTIMATE PARTNER AND SEXUAL VIOLENCE SURVEY (NISVS) BY THE NATIONAL INSTITUTE OF JUSTICE

## CHAPTER 23
## RESPONDENT CHARACTERISTICS SECTION

The respondent characteristics (RC) section of the National Intimate Partner and Sexual Violence Survey (NISVS) includes demographic questions at the respondent-level:

| | |
|---|---|
| RC1 | What year were you born? |
| RC2 | What is the highest level of education that you have completed? |
| RC3 | Are you of Hispanic or Latina/Latino origin? |
| RC3a | If RC3 = 1: Which of these Hispanic, Latino, or Spanish groups best describes you? |
| RC4 | If SAMPLE = 1: What is your race? (Data are included in RC4_1 to RC4_6, for the first to the sixth answer) |
| RC5 | If SAMPLE = 1: Were you born in the United States, including U.S. territories and U.S. military bases? |
| RC5a | If SAMPLE = 1 and RC5 = 2: In what country were you born? |
| RC5b | If SAMPLE = 1 and RC5 = 2: How many years have you lived in the United States? |
| RC6 | If respondent is American Indian or Alaska Native: Are you affiliated or enrolled with a tribe or village? |
| RC6a | If respondent is American Indian or Alaska Native and RC6 = 1: Which tribe or village are you affiliated or enrolled with? |
| RC6b | If respondent is American Indian or Alaska Native: Have you ever lived within reservation boundaries or in an Alaska Native village? |
| RC6c | If respondent is American Indian or Alaska Native and RC6b = 1: Have you lived within reservation boundaries or in an Alaska Native village during the past 12 months? |
| RC7a | Was your income less than $25,000? |
| RC7b | If RC7a = 1: Was your income less than $20,000? |
| RC7c | If RC7b = 1: Was your income less than $15,000? |
| RC7d | If RC7c = 1: Was your income less than $10,000? |
| RC7e | If RC7a = -1 or RC7a = 2: Was your income less than $35,000? |
| RC7f | If RC7e = -1 or RC7e = 2: Was your income less than $50,000? |
| RC7g | If RC7f = -1 or RC7f = 2: Was your income less than $75,000? |
| RC7h | If RC7g = -1 or RC7g = 2: Was your income $75,000 or more? |
| RC8 | Have you been without any telephone service for more than two weeks at any point in the past year? |
| RC10 | What is your zip code? |

Note that some of the skip patterns above appear to be missing from the survey (RC6 through RC6c). Others appear to be incorrectly described in the survey (RC7a through RC7h). For RC3a, respondents who answered “Other” (i.e., RC3a = 7) were asked to specify their answers and their responses are included in RC3a_SP. Similarly, for RC4, respondents who answered “Other” (i.e., RC4 = 6) were asked to specify their answers and their responses are included in RC4_SP. There are two other questions where respondents were asked to specify their answers (but these other questions are not included in

This document is a research report submitted to the U.S. Department of Justice. This report has not been published by the Department. Opinions or points of view expressed are those of the author(s) and do not necessarily reflect the official position or policies of the U.S. Department of Justice.

the survey). For RC5a, respondents who answered "Other" were asked to specify their answers and their responses are included in RC5O. Similarly, for RC6a, respondents who answered "Other" were asked to specify their answers and their responses are included in RC6O.

The first answer to RC4 was recorded in RC4_1. Respectively, the second, third, fourth, fifth, and sixth answers to RC4 were recorded in RC4_2, RC4_3, RC4_4, RC4_5, and RC4_6. Note, there are no respondents who provided a sixth answer.

## A. DATA MERGE

Data for the respondent characteristics sections from the 2010 NISVS general population sample and the 2010 AIAN oversample were combined. Cases were selected if the respondent had completed the psychological aggression section. In addition, RSEX (respondent gender) was also retained.

Data & Files in the "MERGE RC DATA" folder:

| | | | |
|---|---|---|---|
| FINAL RC | 1/9/2015 11:36 AM | SPSS Statistics Data Document | 2,455 KB |
| RC AIAN | 1/9/2015 11:36 AM | SPSS Statistics Data Document | 410 KB |
| RC GENPOP | 1/9/2015 11:36 AM | SPSS Statistics Data Document | 1,947 KB |
| CREATE RC FILES | 1/9/2015 11:35 AM | SPSS Statistics Syntax File | 2 KB |

The "FINAL RC.SAV" data file includes 21,378 observations and 38 variables.

## B. DATA CHECKING AND CLEANING

Values for RSEX, RC1, RC2, and RC3 were checked. No problems were found. Missing data are recoded to -9 and new variable and value labels were created.

Data checks were performed to make sure that RC3a had a value when RC3 = 1, and only when RC3 = 1. No problems were found. Missing data in RC3a are recoded to -99 when RC3 ≠ 1, and to -9 otherwise. A new variable label and new value labels were created. Data checks were then performed to make sure that RC3a_SP had a value when RC3a = 7, and only when RC3a = 7. No problems were found. A new variable label was created. The data in RC3a_SP were not checked; and values in RC3a_SP were not used to recode RC3. There are only 48 cases where RC3a = 7 (and where a value was provided in RC3a_SP). Some of the values in RC3a_SP do not represent a Hispanic, Latino, or Spanish group. Analysts who wish to use data in RC3, RC3a, and RC3a_SP should examine these data further.

Data checks were performed to make sure that the RC4 variables were defined in the general population sample only (i.e., when SAMPLE = 1). No problems were found. System missing data in the RC4 variables (RC4_1 to RC4_6) are recoded to -99 when SAMPLE = 2 (i.e., when respondents were in the American Indian and Alaska Native oversample) and to -3 when SAMPLE = 1. Note that a code of -3 does not mean that the respondent's answer is unknown. Instead, it means that the are no data. For example, if RC4_2 = -3, it simply means that there are not data in RC4_2, because the respondent did not provide a second answer to RC4. That could have occurred because the respondent did not have a second racial group to report, because the respondent did not know the answer to RC4 (in which case RC4_1 = -1), or because the respondent did not want to answer RC4 (in which case RC4_1 = -2). Missing

This document is a research report submitted to the U.S. Department of Justice. This report has not been published by the Department. Opinions or points of view expressed are those of the author(s) and do not necessarily reflect the official position or policies of the U.S. Department of Justice.

data in RC4_1 are coded as -1 when the respondent didn't know the answer to the question and as -2 when the respondent refused to answer the question. For the 165 respondents with a code of -1 or -2 in RC4_1, there are no subsequent data in RC4_2 to RC4_6 (and these were recoded to -3).

New race variables were computed to determine if the respondent was White alone or in combination (R_WHITE), Black or African American alone or in combination (R_BLACK), Asian alone or in combination (R_ASIAN), Native Hawaiian or other Pacific Islander alone or in combination (R_NHPI), American Indian or Alaska Native alone or in combination (R_AIAN), or of another race alone or in combination (R_OTHER). For respondents in the American Indian and Alaska Native oversample, R_AIAN was coded as 1 (for "Yes"). All other variables were coded as -99 (for "N/A: SAMPLE = 2"). In the American Indian and Alaska Native oversample, the RC4 question was not asked and it is therefore not possible to know if the respondents also identified with another racial group. For respondents in the general population sample, these variables (R_WHITE, R_BLACK, R_ASIAN, R_NHPI, R_AIAN, and R_OTHER) were coded as -9 (for "Unknown") when the respondent didn't know the answer to RC4 or refused to provide an answer (i.e., when RC4_1 = -1 or -2), as 1 (for "Yes") when the respondent identified with that racial group (in RC4_1 to RC4_6), and as 0 (for "No") when the respondent did not identify with that racial group (in RC4_1 to RC4_6).

Data checks were then performed to make sure that RC4_SP was defined when R_OTHER = 1, and only when R_OTHER = 1. Problems were found with 212 respondents. These 212 respondents provided an answer in RC4_SP, but had not indicated that they identified with another racial group (i.e., R_OTHER = 0). It is unclear why or how respondents were asked to specify their answers and it is unclear why their answers were recorded in RC4_SP. Nonetheless, answers in RC4_SP were examined to determine if any of the race information should be recoded. Recodes for the R_WHITE to R_AIAN variables were based on the race categories included in RC4_SP. When respondents indicated "White" or "Caucasian" in RC4_SP, R_WHITE was recoded to 1. R_BLACK was recoded to 1 when the respondent indicated "Black" or "African American." R_ASIAN was recoded to 1 when the respondent indicated "Asian." R_NHPI was recoded to 1 when the respondent indicated "Native Hawaiian" or "Pacific Islander." Finally, R_AIAN was recoded to 1 when the respondent indicated "American Indian," "Alaska Native," or "Native American." Seven recodes were performed (details are available in the "CLEAN RC FILE.SPS" syntax file and in the "RACE RECODES.XLSX" excel spreadsheet). Additional recodes would be possible if they were based on ethnicity and/or ancestry. For example, analysts could check that R_WHITE = 1 when RC4_SP = "German." The US Census defines "White" as "a person having origins in any of the original peoples of Europe, the Middle East, or North Africa," which "includes people who indicate their race as 'White' or report entries such as Irish, German, Italian, Lebanese, Arab, Moroccan, or Caucasian." Recodes based on ethnicity and/or ancestry were not completed. The variables R_WHITE to R_AIAN were only recoded based on race information included in RC4_SP.

Finally, a single race variable was created to determine if the respondent was White alone, Black alone, Asian alone, Native Hawaiian and other Pacific Islander alone, of another race alone, or of two or more races. Results are included in the R_RACE variable.

RC5 asks respondents if they were born in the United States. Missing data in RC5 are recoded to -9 for respondents from the general population sample (SAMPLE = 1) and to -99 for respondents from the American Indian and Alaska Native oversample (SAMPLE = 2). New variable and value labels were created. Data checks were performed to make sure that RC5A was defined when RC5 = 2, and only when RC5 = 2. Four problems were found. For two of these four cases, the "Other" location was a US city or state (but RC5 = 2 or -9). For these two cases, RC5 was recoded to 1 and values in RC5A were

This document is a research report submitted to the U.S. Department of Justice. This report has not been published by the Department. Opinions or points of view expressed are those of the author(s) and do not necessarily reflect the official position or policies of the U.S. Department of Justice.

deleted. For the other two cases, the "Other" location was another country (but RC5 = -9). For these two cases, RC5 was recoded to 2. Data checks were also performed to make sure that RC5O was defined when RC5A = "Other", and only when RC5A = "Other". No problems were found, and values in RC5O were then copied to RC5A. For RC5B, data were checked to make sure that RC5B was defined when RC5 = 2, and only when RC5 = 2. Three respondents provided RC5B data but they were born in the United States. Their RC5B data are recoded to system missing. Then, all missing data in RC5B are recoded to -99 when SAMPLE = 2 (respondent was in American Indian and Alaska Native oversample [and was not asked this question]), to -98 when RC5 ≠ 2 (respondent was not born outside of the United States [and was not asked this question]), and to -9 otherwise.

The RC6 questions were for American Indian and Alaska Native respondents. Missing data in RC6 and RC6B are coded to -99 when the respondent was not American Indian or Alaska Native (R_AIAN ≠ 1) and to -9 when the respondent was American Indian or Alaska Native (R_AIAN = 1). Data checks were performed to make sure that RC6 and RC6B were defined when R_AIAN = 1, and only when R_AIAN = 1. There are 35 American Indian and Alaska Native respondents (R_AIAN = 1) with no data in RC6 or RC6B (missing data were recoded to -9). There are also 12 respondents who were not American Indian and Alaska Native (R_AIAN = 0) with data in RC6 and RC6B. It is unclear how these data problems occurred. All 12 non-American Indian or Alaska Native respondents reported that they were not affiliated or enrolled with a tribe or village (RC6 = 2) and all twelve reported that they had never lived within reservation boundaries or in an Alaska Native village (RC6B = 2). For these twelve respondents, data in RC6 and RC6B are recoded to -99 (i.e., "N/A: R_AIAN<>1").

Data were checked to make sure that RC6O was defined when RC6A = "Other" and only when RC6A = "Other". No problems were found and data from RC6O were copied to RC6A. Data checks were then performed to make sure that RC6A was defined when RC6 = 1 and only when RC6 = 1. Again, no problems were found. Finally, data checks were performed to make sure that RC6C was defined when RC6B = 1 and only when RC6B = 1. No problems were found. Missing values in RC6C are recoded to -99 when the respondent was not American Indian or Alaska Native (R_AIAN ≠ 1), to -98 when the respondent was American Indian or Alaska Native (R_AIAN = 1) but had never lived within reservation boundaries or in an Alaska Native village (RC6B ≠ 1), and to -9 otherwise (i.e., when the respondent was American Indian or Alaska Native [R_AIAN = 1] and had lived within reservation boundaries or in an Alaska Native village [RC6B = 1]).

The structure of the RC7 questions is shown in Figure 23.1. (Note, this is different than what is shown in the survey). Using the structure below, we can determine that respondents earned less than $10,000 when RC7A = 1, RC7B = 1, RC7C = 1, and RC7D = 1; more than $10,000 but less than $15,000 when RC7A = 1, RC7B = 1, RC7C = 1, and RC7D = 2; more than $15,000 but less than $20,000 when RC7A = 1, RC7B = 1, and RC7C = 2; more than $20,000 but less than $25,000 when RC7A = 1 and RC7B = 2; more than $25,000 but less than $35,000 when RC7A = 2 and RC7E = 1; more than $35,000 but less than $50,000 when RC7A = 2, RC7E = 2, and RC7F = 1; more than $50,000 but less than $75,000 when RC7A = 2, RC7E = 2, RC7F = 2, and RC7G = 1; and $75,000 or more when RC7A = 2, RC7E = 2, RC7F = 2, RC7G = 2, and RC7H = 1. Of the 21,378 respondents in the data, 19,200 (90%) provided answers that fit into one of the patterns above. (The others had missing data).

Whenever respondents refused to answer one of the RC7 questions (i.e., RC7A, RC7B, RC7C, RC7D, RC7E, RC7F, RC7G, or RC7H = -2), they skipped to RC8. If respondents did not know the answer to RC7B, RC7C, RC7D, or RC7H (i.e., when RC7B, RC7C, RC7D, or RC7H = -1), they also skipped to RC8. However, if they did not know the answer to RC7A (RC7A = -1), they skipped to RC7E; if they did not know the

This document is a research report submitted to the U.S. Department of Justice. This report has not been published by the Department. Opinions or points of view expressed are those of the author(s) and do not necessarily reflect the official position or policies of the U.S. Department of Justice.

answer to RC7E (RC7E = -1), they skipped to RC7F; if they did not know the answer to RC7F (RC7F = -1), they skipped to RC7G; and if they did not know the answer to RC7G (RC7G = -1), they skipped to RC7H. (Again, this is different than what is shown in the survey instrument).

**Figure 23.1. RC7 Questions for Income**

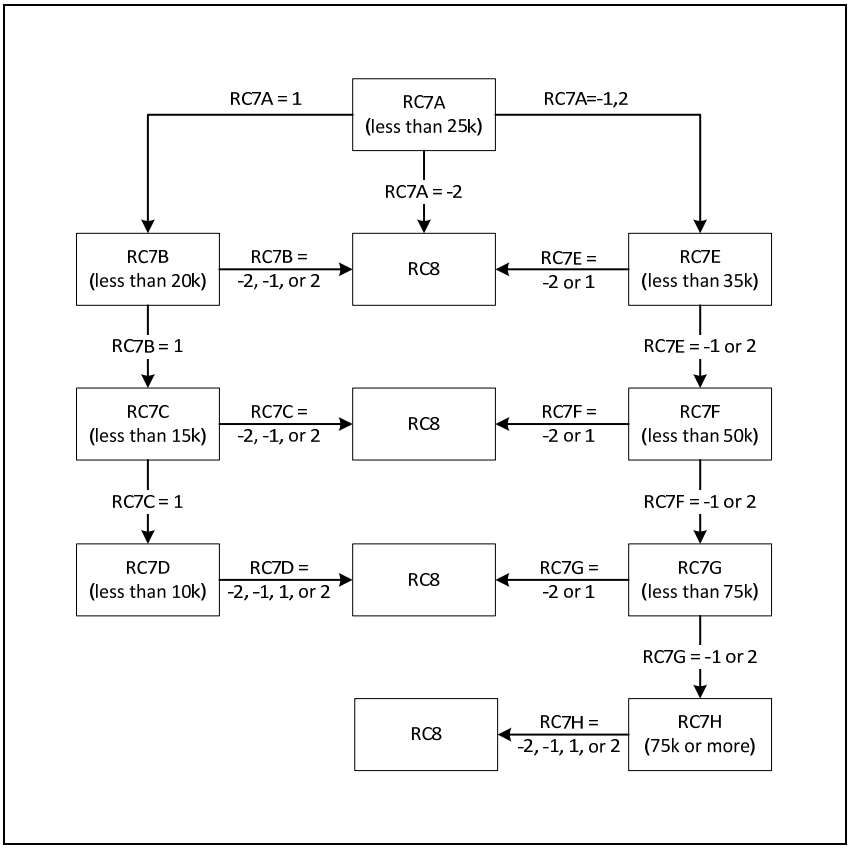


Data checks were performed to make sure that the data structure shown in Figure 23.1 (rather than the data structure shown in the survey) was accurate. No problems were found. System missing values in RC7A to RC7H are recoded (-1's and -2's were not recoded). System missing values in RC7B are recoded to -99 when RC7A ≠ 1 (and to -9 otherwise), system missing values in RC7C are recoded to -99 when RC7B ≠ 1 (and to -9 otherwise), and system missing values in RC7D are recoded to -99 when RC7C ≠ 1 (and to -9 otherwise). System missing values in RC7H are recoded to -99 when RC7G ≠ -1 or 2 (and to -9 otherwise), system missing values in RC7G are recoded to -99 when RC7F ≠ -1 or 2 (and to -9 otherwise), system missing values in RC7F are recoded to -99 when RC7E ≠ -1 or 2 (and to -9 otherwise), system missing values in RC7E are recoded to -99 when RC7A ≠ -1 or 2 (and to -9 otherwise). There were no system missing values in RC7A, so RC7A was not recoded.

A new variable (INCOME) was then created to determine if respondents earned less than $10,000 (INCOME = 1), more than $10,000 but less than $15,000 (INCOME = 2), more than $15,000 but less than $20,000 (INCOME = 3), more than $20,000 but less than $25,000 (INCOME = 4), more than $25,000 but less than $35,000 (INCOME = 5), more than $35,000 but less than $50,000 (INCOME = 6), more than $50,000 but less than $75,000 (INCOME = 7), or $75,000 or more (INCOME = 8). (See logic above).

This document is a research report submitted to the U.S. Department of Justice. This report has not been published by the Department. Opinions or points of view expressed are those of the author(s) and do not necessarily reflect the official position or policies of the U.S. Department of Justice.

There are 19 respondents who did not know the answer to some of the income questions, but their income level can still be determined. Nine of them indicated that they did not make less than $75,000 per year (RC7G = 2). They then either refused to answer RC7H or did not know the answer to RC7H (i.e., RC7H = -2 or -1). For these nine respondents, INCOME was recoded to 8 because they indicated that they did not make less than $75,000. The other 10 respondents all indicated that they did not make less than $50,000 (RC7F = 2). They did not know if they made less than $75,000 (RC7G = -1), but they indicated that they did not make more than $75,000 (RC7H = 2). For these 10 respondents, INCOME was recoded to 7 (because they made more than $50,000 but less than $75,000).

By examining response patterns that include missing data, analysts can determine partial information on income for an additional 949 respondents. Additional details are provided in Table 23.1 (and in the "INCOME RECODES.XLSX" spreadsheet.

**Table 23.1. Income Information Available when Data are Missing**

| N | RC7A | RC7B | RC7C | RC7D | RC7E | RC7F | RC7G | RC7H | INCOME |
|---|---|---|---|---|---|---|---|---|---|
| 1 | -1 | -99 | -99 | -99 | -1 | 2 | -1 | -1 | Income 50k+ |
| 1 | 2 | -99 | -99 | -99 | -1 | 2 | -1 | -1 | Income 50k+ |
| 18 | 2 | -99 | -99 | -99 | 2 | 2 | -2 | -99 | Income 50k+ |
| 24 | 2 | -99 | -99 | -99 | 2 | 2 | -1 | -1 | Income 50k+ |
| 3 | 2 | -99 | -99 | -99 | 2 | -1 | -1 | 2 | Income 35k+ to <75k |
| 34 | 2 | -99 | -99 | -99 | 2 | -1 | 1 | -99 | Income 35k+ to <75k |
| 3 | -1 | -99 | -99 | -99 | 2 | -1 | -1 | -1 | Income 35k+ |
| 14 | 2 | -99 | -99 | -99 | 2 | -2 | -99 | -99 | Income 35k+ |
| 3 | 2 | -99 | -99 | -99 | 2 | -1 | -2 | -99 | Income 35k+ |
| 17 | 2 | -99 | -99 | -99 | 2 | -1 | -1 | -1 | Income 35k+ |
| 2 | -1 | -99 | -99 | -99 | 2 | -1 | 1 | -99 | Income 35k to <75k |
| 2 | 2 | -99 | -99 | -99 | -1 | -1 | -1 | 2 | Income 25k+ to <75k |
| 6 | 2 | -99 | -99 | -99 | -1 | -1 | 1 | -99 | Income 25k+ to <75k |
| 42 | 2 | -99 | -99 | -99 | -1 | 1 | -99 | -99 | Income 25k+ to <50k |
| 71 | 2 | -99 | -99 | -99 | -2 | -99 | -99 | -99 | Income 25k+ |
| 3 | 2 | -99 | -99 | -99 | -1 | -2 | -99 | -99 | Income 25k+ |
| 1 | 2 | -99 | -99 | -99 | -1 | -1 | -2 | -99 | Income 25k+ |
| 34 | 2 | -99 | -99 | -99 | -1 | -1 | -1 | -1 | Income 25k+ |
| 17 | -1 | -99 | -99 | -99 | -1 | -1 | -1 | 2 | Income <75k |
| 33 | -1 | -99 | -99 | -99 | -1 | -1 | 1 | -99 | Income <75k |
| 40 | -1 | -99 | -99 | -99 | -1 | 1 | -99 | -99 | Income <50k |
| 178 | -1 | -99 | -99 | -99 | 1 | -99 | -99 | -99 | Income <35k |
| 9 | 1 | 1 | -2 | -99 | -99 | -99 | -99 | -99 | Income <20k |
| 148 | 1 | 1 | -1 | -99 | -99 | -99 | -99 | -99 | Income <20k |
| 4 | 1 | 1 | 1 | -2 | -99 | -99 | -99 | -99 | Income <15k |
| 51 | 1 | 1 | 1 | -1 | -99 | -99 | -99 | -99 | Income <15k |
| 16 | 1 | -2 | -99 | -99 | -99 | -99 | -99 | -99 | Income <25k |
| 174 | 1 | -1 | -99 | -99 | -99 | -99 | -99 | -99 | Income <25k |

Note that if the first three categories of the INCOME variable are collapsed (to less than $20,000), 212 missing values could be recoded (see information in Table 23.1). If the first four categories were collapsed (to less than $25,000), 402 missing values could be recoded.

This document is a research report submitted to the U.S. Department of Justice. This report has not been published by the Department. Opinions or points of view expressed are those of the author(s) and do not necessarily reflect the official position or policies of the U.S. Department of Justice.

Values in RC8 and RC10 were checked and no problems were found. New variable and value labels were created. Missing data in RC8 are recoded to -9.

All data checks and recodes are included in the "CLEAN RC FILE.SPS" syntax file. Results are saved in the "CLEAN RC.SAV" data file. It includes 21,378 observations and 42 variables.

Data & Files in the "RC DATA CLEANING" folder:

| | | | |
|---|---|---|---|
| CLEAN RC | 1/9/2015 11:41 AM | SPSS Statistics Data Document | 2,409 KB |
| CLEAN RC FILE | 1/9/2015 11:41 AM | SPSS Statistics Syntax File | 18 KB |
| INCOME RECODES | 3/27/2014 5:10 AM | Microsoft Excel Worksheet | 15 KB |
| RACE RECODES | 3/26/2014 7:55 AM | Microsoft Excel Worksheet | 46 KB |

The "INCOME RECODES.XLSX" worksheet includes details on the recodes to the INCOME variables (and the information in Table 23.1). The "RACE RECODES.XLSX" worksheet includes details on the recodes to R_WHITE, R_BLACK, R_ASIAN, R_NHPI, and R_AIAN.

This document is a research report submitted to the U.S. Department of Justice. This report has not been published by the Department. Opinions or points of view expressed are those of the author(s) and do not necessarily reflect the official position or policies of the U.S. Department of Justice.

# DOCUMENTATION FOR ANALYSIS OF VIOLENCE AGAINST AMERICAN INDIAN AND ALASKA NATIVE WOMEN AND MEN: 2010 FINDINGS FROM THE NATIONAL INTIMATE PARTNER AND SEXUAL VIOLENCE SURVEY (NISVS) BY THE NATIONAL INSTITUTE OF JUSTICE

## CHAPTER 24
## HEALTH SECTION

The health (H) section of the National Intimate Partner and Sexual Violence Survey (NISVS) includes the following questions (all at the respondent-level):

| | |
|---|---|
| H1_A | Have you ever been told by a doctor, nurse, or other health professional that you had asthma? |
| H1_IBS | Have you ever been told by a doctor, nurse, or other health professional that you had irritable bowel syndrome or IBS? |
| H1_D | Have you ever been told by a doctor, nurse, or other health professional that you had diabetes? |
| H1_HBP | Have you ever been told by a doctor, nurse, or other health professional that you had high blood pressure? |
| H2_FH | Do you have frequent headaches? |
| H2_CP | Do you have chronic pain? |
| H2_DS | Do you have difficulty sleeping? |
| H3 | In the past 12 months, how often would you say you were worried or stressed about having enough money to pay your rent or mortgage? |
| H4 | In the past 12 months, how often would you say you were worried or stressed about having enough money to buy nutritious meals? |
| H5 | Was there a time in the past 12 months when you needed to see a doctor but could not because you could not afford it? |
| H6 | Are any of your activities limited in any way because of physical, mental, or emotional problems? |
| H6A | <u>If H6 = 1</u>: How long have you been limited in this way? |
| H7 | Do you have any health problems that require you to use special equipment, such as a cane, wheelchair, a special bed, or a special headphone? |
| H7A | <u>If H7 = 1</u>: How long have you been using this equipment? |
| H8 | Would you say that in general your physical health is excellent, very good, good, fair, or poor? |
| H9 | Would you say that in general your mental health is excellent, very good, good, fair, or poor? |
| H10 | Have you ever had any children under the age of 18 living with you? |

### A. DATA MERGE

Data for the heath sections from the 2010 NISVS general population sample and the 2010 AIAN oversample were combined. Cases were selected if the respondent had completed the psychological aggression section.

This document is a research report submitted to the U.S. Department of Justice. This report has not been published by the Department. Opinions or points of view expressed are those of the author(s) and do not necessarily reflect the official position or policies of the U.S. Department of Justice.

Data & Files in the “MERGE H DATA” folder:

| | | | |
|---|---|---|---|
| FINAL H | 1/9/2015 2:05 PM | SPSS Statistics Data Document | 1,157 KB |
| H AIAN | 1/9/2015 2:04 PM | SPSS Statistics Data Document | 161 KB |
| H GENPOP | 1/9/2015 2:04 PM | SPSS Statistics Data Document | 847 KB |
| CREATE H FILES | 1/9/2015 2:03 PM | SPSS Statistics Syntax File | 2 KB |

The “FINAL H.SAV” data file includes 21,378 observations and 23 variables.

## B. DATA CHECKING AND CLEANING

All data values were checked and no problems were found. In addition, data checks were performed to verify that H6A was defined when H6 = 1 and only when H6 = 1 and to verify that H7A was defined when H7 = 1 and only when H7 = 1. No problems were found.

All missing data values are recoded to -9. For H6A, missing values were then recoded to -99 (for “N/A: H6<>1”) when H6 ≠ 1. For H7A, missing values were then recoded to -99 (for “N/A: H7<>1”) when H7 ≠ 1. New variable and value labels were created.

Data & Files in the “H DATA CLEANING” folder:

| | | | |
|---|---|---|---|
| CLEAN H | 1/9/2015 2:07 PM | SPSS Statistics Data Document | 1,116 KB |
| CLEAN H FILE | 1/9/2015 2:07 PM | SPSS Statistics Syntax File | 4 KB |

The “CLEAN H.SAV” data file includes 21,378 observations and 21 variables. (A copy was also saved in the “H” folder.

This document is a research report submitted to the U.S. Department of Justice. This report has not been published by the Department. Opinions or points of view expressed are those of the author(s) and do not necessarily reflect the official position or policies of the U.S. Department of Justice.

# DOCUMENTATION FOR ANALYSIS OF VIOLENCE AGAINST AMERICAN INDIAN AND ALASKA NATIVE WOMEN AND MEN: 2010 FINDINGS FROM THE NATIONAL INTIMATE PARTNER AND SEXUAL VIOLENCE SURVEY (NISVS) BY THE NATIONAL INSTITUTE OF JUSTICE

## CHAPTER 25
## FINAL DATA FILES

In this chapter, final perpetrator-level and respondent-level files are created. More specifically, a final perpetrator-level file is created by adding data from the core victimization section (in "FINAL CLEAN NISVS PERP.SAV" from Chapter 17), the stalking follow-up section (in "FULL ST PERP.SAV" from Chapter 18), the sexual violence follow-up section (in "CLEAN PERP SVFU.SAV" from Chapter 20), and the general follow-up section (in "CLEAN P GFU.SAV" from Chapter 21).

A final respondent-level file is created by adding data from the core victimization sections (in "CLEAN NISVS CORE.SAV" from Chapter 14), the core victimization composites (in "CORE WITH WEIGHTS.SAV" and "STALKING CORE WITH WEIGHTS.SAV" from Chapter 19), the sexual violence follow-up section (in "CLEAN RESP SVFU.SAV" from Chapter 20), the general follow-up section (in "CLEAN R GFU.SAV" from Chapter 21), the intimate partner section (in "CLEAN IP.SAV" from Chapter 22), the respondent characteristics section (in "CLEAN RC.SAV" from Chapter 23), the health section (in "CLEAN H.SAV" from Chapter 24), and the original 2010 NISVS general population data file (in "NISVSGENPOP2010.SAV" from Chapter 3).

Data checks are also performed for both the perpetrator-level file and the respondent-level file.

### A. FINAL PERPETRATOR-LEVEL DATA

An initial perpetrator-level file was created in Chapter 15 ("NISVS PERP.SAV"). It includes perpetrator-level data from the PA, CCE, PV, EPA, ECCE, EPV, ST, and SV sections (51,450 observations and 541 variables).

In Chapter 16, perpetrator-level relationship information was saved in the "CLEAN R.SAV" data file. It includes 51,482 observations and 56 variables. As explained in Chapter 16, there are 32 perpetrator initials included in the relationship data that were previously recoded. Because it was not possible to link the relationship information for these 32 perpetrators, their initials were again recoded. As a result, the "CLEAN R.SAV" data file includes 32 perpetrators that were not included in the "NISVS PERP.SAV" data file (51,450 + 32 = 51,482).

A final perpetrator-level file was then created in Chapter 17. This final perpetrator-level file added the relationship information to the perpetrator-level data from the PA, CCE, PV, EPA, ECCE, EPV, ST, and SV sections (i.e., the "NISVS PERP.SAV" and "CLEAN R.SAV" data files were combined). Results were saved in the "FINAL CLEAN NISVS PERP.SAV" data file, which includes 51,482 observations and 596 variables.

The stalking follow-up data (all at the perpetrator-level) were produced in Chapter 18 and were first saved in the "CLEAN ST PERP.SAV" data file (18,723 observations and 11 variables). Of the 51,482

This document is a research report submitted to the U.S. Department of Justice. This report has not been published by the Department. Opinions or points of view expressed are those of the author(s) and do not necessarily reflect the official position or policies of the U.S. Department of Justice.

perpetrators in the “FINAL CLEAN NISVS PERP.SAV” data file, 18,723 were selected for the stalking follow-up section (and are included in the “CLEAN ST PERP.SAV” data file). The remainder (N = 32,759) were not. After data cleaning, final results were saved in the “FULL ST PERP.SAV” data file which includes 51,484 observations and 71 variables. This data file includes two more perpetrators than the “FINAL CLEAN NISVS PERP.SAV” data file because two perpetrator initials were recoded to new perpetrator initials.

In Chapter 20, perpetrator-level sexual violence follow-up data were extracted and saved to the “CLEAN PERP SVFU.SAV” data file (with 51,485 observations and 123 variables). The initials for three perpetrators included in the SVFU section had been previously recoded. Because the SVFU data for these three perpetrators could not be linked to the SV data, the perpetrator initials were again recoded (for a new total of 51,485 perpetrators). The sexual violence follow-up data includes three more perpetrators than the “FINAL CLEAN NISVS PERP.SAV” data file.

The perpetrator-level data from the general follow-up section were extracted in Chapter 21. Included in the general follow-up section are 50 perpetrators whose initials had been previously recoded. Their initials in the general follow-up section were recoded because their general follow-up data do not link to previous data. As a result, the final “CLEAN P GFU.SAV” data file includes 51,532 observations (and 57 variables). The general follow-up data includes 50 more perpetrators than the “FINAL CLEAN NISVS PERP.SAV” data file (two of these perpetrators were added in the “FULL ST PERP.SAV” data file).

To summarize, there are 51,482 perpetrators in the “FINAL CLEAN NISVS PERP.SAV” data file. Two perpetrators were added in the “FULL ST PERP.SAV” data file. Three perpetrators were added in the “CLEAN PERP SVFU.SAV” data file and 50 were added in the “CLEAN P GFU.SAV” data file (including the two that were previously added in the “FULL ST PERP.SAV” data file and 48 new ones). After combining all of these files, the combined perpetrator-level file will include 51,535 perpetrators (51,482 from “FINAL CLEAN NISVS PERP.SAV”, two additional ones from “FULL ST PERP.SAV”, three additional ones from “CLEAN PERP SVFU.SAV”, and 48 additional ones from “CLEAN P GFU.SAV”). The final merged data file includes 53 more perpetrators than the “FINAL CLEAN NISVS PERP.SAV” data file. Of these 53 perpetrators, three have data from the sexual violence follow-up section only, two have data from the stalking follow-up and general follow-up sections only, and 48 have data from the general follow-up section only.

The “FINAL PLEVEL NISVS.SPS” syntax file merges these four data files to create the “FINAL PLEVEL NISVS.SAV” data file. The final perpetrator-level data file is created using the following steps:

(1) Start with “FINAL CLEAN NISVS PERP.SAV” (Chapter 17): QUARTER, RSEX, RC1, H10; all N99, B, C, N36, E, F, N12, and H variables for PA1 to PA5, CCE1 to CCE14, PV1 to PV12, ST1 to ST7, and SV1 to SV22; all N12 and H variables for EPA1 to EPA5, ECCE1 to ECCE11, and EPV1 to EPV11; and all variables from the relationship section (NUMVIC to R8SP).
(2) Add stalking follow-up data from “FULL ST PERP.SAV” (Chapter 18): STFU1 to STFU9.
(3) Add sexual violence follow-up data from “CLEAN PERP SVFU.SAV” (Chapter 20): AIAN, SV7TO17, MULT7TO17, and SV1O to SVFU7.
(4) Add general follow-up data from “CLEAN P GFU.SAV” (Chapter 21): GFUSHOULD to FU7B.

Because perpetrator initials were recoded, the final data file includes missing data. All missing data in the respondent-level variables are recoded to their original respondent-level values. For example, if the perpetrator initials were recoded for a female respondent, the missing RSEX value for that perpetrator is

This document is a research report submitted to the U.S. Department of Justice. This report has not been published by the Department. Opinions or points of view expressed are those of the author(s) and do not necessarily reflect the official position or policies of the U.S. Department of Justice.

recoded to 2. Respondent-level variables include QUARTER, RSEX, RC1, H10, and AIAN; all N99, N36, and N12 variables for PA1 to PV12 and for ST1 to SV22; and all N12 variables for EPA1 to EPV12.

Perpetrator-level data for SV7, SV9, SV12, SV14, and SV18 are then recoded by the gender of the perpetrator (see Chapter 17). However, the recodes in this chapter are different than they were in Chapter 17. In this chapter, all missing data and data that were previously recoded as "not applicable" for SV7 and SV12 are recoded to zero when the respondent and the perpetrator are the same gender (i.e., when RSEX = "2" and R1A = 2, or when RSEX = "1" and R1A = 1). Missing data and data that were previously recoded as "not applicable" for SV9 and SV14 are recoded to zero when the perpetrator is female. Finally, missing data and data that were previously recoded as "not applicable" for SV18 are recoded to zero when the perpetrator is male.

Missing perpetrator-level data from the core victimization section (PA, CCE, PV, ST, and SV) are recoded as follows (see additional details and explanations in Chapter 17).

For interviews in the first and second quarters of 2010:

(1) If N99 = -99, missing data in B, E, and H are recoded to -99 (because questions are not applicable).
(2) If N99 = -9, missing data in B, E, and H are recoded to -9 (because questions were not answered).
(3) If N99 = 0, missing data in B, E, and H are recoded to 0 (because respondent was not victimized).
(4) If 0 ≤ N99 ≤ 14 and B is missing, missing data in B, E, and H are recoded to 0 (because respondent was not victimized by these perpetrators, respondent was victimized by other perpetrators).
(5) If N99 = 15 and B is missing, missing data in B, E, and H are recoded to -9 (because respondent was victimized, but perpetrator was not included in the list of 15).
(6) If 1 ≤ N99 ≤ 15, B ≠ 0, B ≠ -9, and E is missing:
    a. If N36 = -9, missing data in E are recoded to -9 (because respondent did not provide past three year initials).
    b. If N36 ≠ -9, missing data in E are recoded to 0 (because respondent was not victimized in the past three years or was victimized by other perpetrators).
    c. If E is recoded to 0, missing data in H are recoded to 0 (because respondent was not victimized in the past year).
    d. If E is recoded to -9:
        i. If F = -9, missing data in H are recoded to -9 (because respondent did not answer past year questions).
        ii. If F = 0, missing data in H are recoded to 0 (because respondent was not victimized in the past year).
(7) If 1 ≤ N99 ≤ 15, B ≠ 0, B ≠ -9, E ≠ 0, E ≠ -9, and H is missing:
    a. If N12 = -9, H is recoded to -9 (because respondent did not provide past year initials).
    b. If N12 ≠ -9, H is recoded to 0 (because respondent was not victimized in the past year or was victimized by other perpetrators).

For interviews in the third and fourth quarters of 2010:

(1) All missing data in E are recoded to -99 (because past three year questions were not asked in third and fourth quarter of 2010).
(2) If N99 = -99, missing data in B and H are recoded to -99 (because questions are not applicable).
(3) If N99 = -9, missing data in B and H are recoded to -9 (because questions were not answered).

This document is a research report submitted to the U.S. Department of Justice. This report has not been published by the Department. Opinions or points of view expressed are those of the author(s) and do not necessarily reflect the official position or policies of the U.S. Department of Justice.

(4) If N99 = 0, missing data in B and H are recoded to 0 (because respondent was not victimized).
(5) If 0 ≤ N99 ≤ 14 and B is missing, missing data in B and H are recoded to 0 (because respondent was not victimized by these perpetrators, respondent was victimized by other perpetrators).
(6) If N99 = 15 and B is missing, missing data in B and H are recoded to -9 (because respondent was victimized, but perpetrator was not included in the list of 15).
(7) If 1 ≤ N99 ≤ 15, B ≠ 0, B ≠ -9, and H is missing:
    a. If N12 = -9, missing data in H are recoded to -9 (because respondent did not provide past year initials).
    b. If N12 ≠ -9, missing data in H are recoded to 0 (because respondent was not victimized in the past year or was victimized by other perpetrators).

As detailed in Chapter 17, all missing data for the H variables in the elder abuse sections (EPA, ECCE, and EPV) are recoded to -99 when N12 = -99, to -9 when N12 = -9, to 0 when 0 ≤ N12 ≤ 14 (there are no cases where N12 = 15).

All variables indicating whether perpetrator initials are included in various sections are recoded. The variables INPA, INCCE, INPV, INELDER, INSV1TO6, INSV7TO17, INSV18TO22, NUMVIC (recoded to MULTVIC), and MULT7TO17 are all dichotomized so that values of 1 indicate "yes" while values of 0 indicate "no" or "unknown". These variables are included in the final perpetrator level file because they are necessary to examine the skip patterns in the follow-up sections.

The skip patterns in the R section are included in the INR, IP1, INR2, INR2A, INR3, INR4, INR5, and INR6 variables. When missing, these variable are recoded to 0. All missing relationship data are then recoded to -98.

The main skip pattern for the stalking follow-up section is included in the INSTFU variable. INSTFU is set to 1 when the perpetrator committed at least one of the stalking behaviors. More specifically, INSTFU is set to 1 when (a) ST1B > 0 or ST2B > 0 or ST3B > 0 or ST4B > 0 or ST5B > 0 or ST6B > 0 or ST7B > 0 or (b) ST1B < 0 when ST1B ≠ -9, or ST2B < 0 when ST2B ≠ -9, or ST3B < 0 when ST3B ≠ -9, or ST4B < 0 when ST4B ≠ -9, or ST5B < 0 when ST5B ≠ -9, or ST6B < 0 when ST6B ≠ -9, or ST7B < 0 when ST7B ≠ -9. In addition, INSTFU is set to 1 for two perpetrators whose initials were previously recoded. Then, missing data in STFU1, STFU2, STFU5, STFU7, STFU8, and STFU9 are all recoded to -98 when INSTFU = 0. A new variable (SAMEAGE) is created to indicate whether the perpetrator and the respondent are the same age. When the perpetrator and the respondent are the same age, missing data in STFU4 are then recoded to -99. Finally, missing data in STFU6 are recoded to -98 when STFU5 ≠ 1.

Before recoding missing data in the sexual violence follow-up section, new selection variables were created (see INSVFU, INSVFU3, INSVFU6, and INSVFU7). INSVFU was created to indicate which perpetrators were included in the sexual violence follow-up section. INSVFU was set to 1 when SV7TO17 = 1 (i.e., when perpetrators were identified in SV7 to SV17). In addition, INSVFU was set to 1 for three perpetrators whose initials were previously recoded. Missing data in SVFU1, SVFU2, SVFU4, and SVFU5 are then recoded to -99 when INSVFU = 0 and to -9 when INSVFU = 1. INSVFU3 was created to indicate which perpetrators were included in the SVFU3 section. INSVFU3 was set to 1 when perpetrators were included in the sexual violence follow-up section (i.e., when INSVFU = 1) and were female (i.e., RSEX = "2"). Missing data in SVFU3 are then recoded to -99 when INSVFU3 = 0 and to -9 when INSVFU3 = 1. INSVFU6 was created to indicate which perpetrators were included in the SVFU6 section. INSVFU6 was set to 1 when MULT7TO17 = 1. In addition, INSVFU6 was set to 1 for three perpetrators whose initials were previously recoded. Missing data in SVFU6 are then recoded to -99

This document is a research report submitted to the U.S. Department of Justice. This report has not been published by the Department. Opinions or points of view expressed are those of the author(s) and do not necessarily reflect the official position or policies of the U.S. Department of Justice.

when INSVFU6 = 0 and to -9 when INSVFU6 = 1. Finally, INSVFU7 was created to indicate which perpetrators were selected for the SVFU7 section. INSVFU7 was set to 1 when AIAN = 1. In addition, INSVFU7 was set to 1 for four perpetrators that were included in SVFU7 even though AIAN ≠ 1. Missing data in SVFU7 are then recoded to -99 when INSVFU7 = 0 and to -9 when INSVFU7 = 1.

Missing data in the other sexual violence follow-up section are also recoded using the logic in Chapter 20. More specifically, missing values in SV#O, SV#P, SV#Q, SV#R, and SV#S (# = 1 to 22, when applicable) are recoded to -99 when SV#B = -99, to -98 when SV#B = -9 or SV#B = 0, and to -9 when SV#B > 0 or SV#B = -3 or SV#B = -2, or SV#B = -1. Missing values in SV#* (# = 7 to 11 and * = 12 to 17) are recoded based on whether perpetrators were identified in SV# and SV*. When perpetrators were not identified in both SV# and SV* (i.e., when SV# = -99, -9, or 0; or SV* = -99, -9, or 0), missing values in SV#* are recoded to -99. When perpetrators were identified in both SV# (i.e., when SV# > 0 or SV# = -3, -2, or -1) and SV* (i.e., when SV* > 0 or SV* = -3, -2, or -1), missing values in SV#* are recoded to -9.

For the general follow-up section, all missing data in the selection variables (GFUSHOULD, GFUSELECT, INGFU, GFU4SHOULD, and GFU4SELECT) are recoded to 0. Missing data in all other variables from the general follow-up section are then recoded to -99 (see additional details in Chapter 21).

Key measures of stalking (P_STALK99, P_STALK12, P_ST1, P_ST2, P_ST3, P_ST4, P_ST5, P_ST6, and P_ST7) were computed (see details in Chapter 19).

All -3, -2, and -1 values in the core victimization data (PA1B to ST7H and SV1B to SV22H) are recoded to -8. Missing data codes for CCE8 are changed to indicate when CCE8 is not applicable (i.e., when H10 ≠ 1). Similarly, missing data codes for SV8, SV13, and SV18 are changed to indicate when these variables are not applicable (i.e., when RSEX = “2”).

Finally, a variety of variable and value labels were changed. Some were corrected. Others were clarified or shortened.

The final data file is saved as “FINAL PLEVEL NISVS.SAV”. Variable and value labels were updated. The final data file includes 51,537 observations and 442 variables. Data checks are then performed in the “PLEVEL DATA CHECK.SPS” syntax file.

More precisely, the following data checks are performed:

(1) RSEXQ = 1 when RSEX = “2” and (QUARTER = 101 or QUARTER = 102), and 0 otherwise.
(2) H10Q = 1 when H10 ≠ 1 and (QUARTER = 101 or QUARTER = 102), and 0 otherwise.
(3) MULTVIC = 1 when the perpetrator committed (a) at least one behavior two or more times in the PA, CCE, PV, EPA, ECCE, EPV, ST, or SV sections (i.e., at least one behavior in {PA1B, PA2B, PA3B, PA4B, PA5B, CCE1B, CCE2B, CCE3B, CCE4B, CCE5B, CCE6B, CCE7B, CCE8B, CCE9B, CCE10B, CCE11B, CCE12B, CCE13B, CCE14B, PV1B, PV2B, PV3B, PV4B, PV5B, PV6B, PV7B, PV8B, PV9B, PV10B, PV11B, PV12B, EPA1H, EPA2H, EPA3H, EPA4H, EPA5H, ECCE1H, ECCE2H, ECCE3H, ECCE4H ECCE5H, ECCE6H, ECCE7H, ECCE8H, ECCE9H, ECCE10H, ECCE11H, EPV1H, EPV2H, EPV3H, EPV4H, EPV5H, EPV6H EPV7H, EPV8H, EPV9H, EPV10H, EPV11H, EPV12H, ST1B, ST2B, ST3B, ST4B, ST5B, ST6B, ST7B, SV1B, SV2B, SV3B, SV4B, SV5B, SV6B, SV7B, SV8B, SV9B, SV10B, SV11B, SV12B, SV13B, SV14B, SV15B, SV16B, SV17B, SV18B, SV19B, SV20B, SV21B, and SV22B} > 1) or (b) committed at least two different behaviors in the PA, CCE, PV, EPA, ECCE, EPV, ST, or SV sections (i.e., at least two behaviors in {PA1B, PA2B, PA3B, PA4B, PA5B, CCE1B, CCE2B, CCE3B, CCE4B, CCE5B, CCE6B, CCE7B, CCE8B, CCE9B, CCE10B, CCE11B,

This document is a research report submitted to the U.S. Department of Justice. This report has not been published by the Department. Opinions or points of view expressed are those of the author(s) and do not necessarily reflect the official position or policies of the U.S. Department of Justice.

CCE12B, CCE13B, CCE14B, PV1B, PV2B, PV3B, PV4B, PV5B, PV6B, PV7B, PV8B, PV9B, PV10B, PV11B, PV12B, EPA1H, EPA2H, EPA3H, EPA4H, EPA5H, ECCE1H, ECCE2H, ECCE3H, ECCE4H ECCE5H, ECCE6H, ECCE7H, ECCE8H, ECCE9H, ECCE10H, ECCE11H, EPV1H, EPV2H, EPV3H, EPV4H, EPV5H, EPV6H EPV7H, EPV8H, EPV9H, EPV10H, EPV11H, EPV12H, ST1B, ST2B, ST3B, ST4B, ST5B, ST6B, ST7B, SV1B, SV2B, SV3B, SV4B, SV5B, SV6B, SV7B, SV8B, SV9B, SV10B, SV11B, SV12B, SV13B, SV14B, SV15B, SV16B, SV17B, SV18B, SV19B, SV20B, SV21B, and SV22B} = -8 or 1), and 0 otherwise.

(4) INPA = 1 when the perpetrator committed at least one behavior in the PA section (i.e., when at least one behavior in {PA1B, PA2B, PA3B, PA4B, and PA5B} = -8, 1, 2, 3, or 4), and 0 otherwise.

(5) INCCE = 1 when the perpetrator committed at least one behavior in the CCE section (i.e., when at least one behavior in {CCE1B, CCE2B, CCE3B, CCE4B, CCE5B, CCE6B, CCE7B, CCE8B, CCE9B, CCE10B, CCE11B, CCE12B, CCE13B, and CCE14B} = -8, 1, 2, 3, or 4), and 0 otherwise.

(6) INPV = 1 when the perpetrator committed at least one behavior in the PV section (i.e., when at least one behavior in {PV1B, PV2B, PV3B, PV4B, PV5B, PV6B, PV7B, PV8B, PV9B, PV10B, PV11B, and PV12B} = -8, 1, 2, 3, or 4), and 0 otherwise.

(7) INELDER = 1 when the perpetrator committed at least one behavior in the EPA, ECCE, or EPV sections (i.e., when at least one behavior in {EPA1H, EPA2H, EPA3H, EPA4H, EPA5H, ECCE1H, ECCE2H, ECCE3H, ECCE4H, ECCE5H, ECCE6H, ECCE7H, ECCE8H, ECCE9H, ECCE10H, ECCE11H, EPV1H, EPV2H, EPV3H, EPV4H, EPV5H, EPV6H, EPV7H, EPV8H, EPV9H, EPV10H, EPV11H, and EPV12H} = -8, 1, 2, 3, or 4), and 0 otherwise.

(8) INST = 1 when the perpetrator committed at least one behavior in the ST section (i.e., when at least one behavior in {ST1B, ST2B, ST3B, ST4B, ST5B, ST6B, and ST7B} = -8, 1, 2, 3, or 4), and 0 otherwise.

(9) INSV1TO6 = 1 when the perpetrator committed at least one behavior in SV1 to SV6 (i.e., when at least one behavior in {SV1B, SV2B, SV3B, SV4B, SV5B, and SV6B} = -8, 1, 2, 3, or 4), and 0 otherwise.

(10) INSV7TO17 = 1 when the perpetrator committed at least one behavior in SV7 to SV17 (i.e., when at least one behavior in {SV7B, SV8B, SV9B, SV10B, SV11B, SV12B, SV13B, SV14B, SV15B, SV16B, and SV17B} = -8 or 1 to 100), and 0 otherwise.

(11) MULT7TO17 = 1 when the perpetrator committed (a) at least one behavior two or more times in SV7 to SV17 (i.e., when at least one behavior in {SV7B, SV8B, SV9B, SV10B, SV11B, SV12B, SV13B, SV14B, SV15B, SV16B, and SV17B} > 1) or (b) at least two different behaviors in SV7 to SV17 (i.e., when at least two behaviors in {SV7B, SV8B, SV9B, SV10B, SV11B, SV12B, SV13B, SV14B, SV15B, SV16B, and SV17B} = -8 or 1), and 0 otherwise.

(12) INSV18TO22 = 1 when the perpetrator committed at least one behavior in SV18 to SV22 (i.e., when at least one behavior in {SV18, SV19, SV20, SV21, and SV22} = -8, 1, 2, 3, or 4), and 0 otherwise.

(13) INR = 0 for all recoded perpetrator initials, and 1 otherwise; except for 32 perpetrator initials that were recoded in Chapter 16 (for these 32, INR = 1).

(14) INR2 = 0 when R1 = -98 or R1 = -9 or R1 = 8 or MULTVIC = 0, and 1 otherwise; except for 28 recoded perpetrator initials (for these 28, INR2 = 1; see details in Chapter 16).

(15) INR2A = 1 when R1_1 = 1 and R2_1 = 2, and 0 otherwise.

(16) When QUARTER = 101 or 102, INR3 = 1 when R1 = 1, 2, 3, 4, 5, 6, 7, 9, or 11. When QUARTER = 103 or 104, INR3 = 1 when (a) R1 = 1, 2, 3, 4, 5, 6, 7, 9, or 11, and (b) R2 ≠ 10. Otherwise, INR3 = 0.

(17) INR4 = 0 when (a) the perpetrator was not included in the R section (i.e., when INR = 0), (b) the perpetrator only committed behaviors in the ST section (i.e., when INPA = 0, INCCE = 0,

This document is a research report submitted to the U.S. Department of Justice. This report has not been published by the Department. Opinions or points of view expressed are those of the author(s) and do not necessarily reflect the official position or policies of the U.S. Department of Justice.

INPV = 0, INELDER = 0, INST = 1, INSV1TO6 = 0, INSV7TO17 = 0, and INSV17TO22 = 0), (c) the perpetrator only committed behaviors in the EPA, ECCE, and EPV sections (i.e., when INPA = 0, INCCE = 0, INPV = 0, INELDER = 1, INST = 0, INSV1TO6 = 0, INSV7TO17 = 0, and INSV17TO22 = 0), (d) the perpetrator only committed behaviors in the SV7 to SV17 section (i.e., when INPA = 0, INCCE = 0, INPV = 0, INELDER = 0, INST = 0, INSV1TO6 = 0, INSV7TO17 = 1, and INSV17TO22 = 0), or (e) the perpetrator only committed behaviors in the ST and SV7 to SV17 sections (i.e., when INPA = 0, INCCE = 0, INPV = 0, INELDER = 0, INST = 1, INSV1TO6 = 0, INSV7TO17 = 1, and INSV17TO22 = 0), and 1 otherwise; except for two recoded perpetrator initials (for these two, INR4 = 0).

(18) INR5 = 0 when (a) the perpetrator was not included in the R section (i.e., when INR = 0), (b) the perpetrator only committed behaviors in the ST section (i.e., when INPA = 0, INCCE = 0, INPV = 0, INELDER = 0, INST = 1, INSV1TO6 = 0, INSV7TO17 = 0, and INSV17TO22 = 0), (c) the perpetrator only committed behaviors in the SV7 to SV17 section (i.e., when INPA = 0, INCCE = 0, INPV = 0, INELDER = 0, INST = 0, INSV1TO6 = 0, INSV7TO17 = 1, and INSV17TO22 = 0), or (d) the perpetrator only committed behaviors in the ST and SV7 to SV17 sections (i.e., when INPA = 0, INCCE = 0, INPV = 0, INELDER = 0, INST = 1, INSV1TO6 = 0, INSV7TO17 = 1, and INSV17TO22 = 0), and 1 otherwise; except for two recoded perpetrator initials (for these two, INR5 = 0).

(19) INR6 = INR5, but is recoded to 0 when MULTVIC = 0; except for 30 perpetrator initials (for these 30, INR6 = 1).

(20) INSTFU = 1 when the perpetrator committed at least one behavior in the ST section (i.e., when at least one behavior in {ST1B, ST2B, ST3B, ST4B, ST5B, ST6B, and ST7B} = -8, 1, 2, 3, or 4), and 0 otherwise; except for two recoded perpetrator initials (for these two, INSTFU = 1).

(21) SAMEAGE = 1 when STFU1 > 0 and STFU1 = STFU2, and 0 otherwise.

(22) SV0712 is defined only when SV7B ≠ {0 or -9} and SV12B ≠ {0 or -9}.

(23) SV0812 is defined only when SV8B ≠ {0, -9, or -98} and SV12B ≠ {0 or -9}.

(24) SV0912 is defined only when SV9B ≠ {0 or -9} and SV12B ≠ {0 or -9}.

(25) SV1012 is defined only when SV10B ≠ {0 or -9} and SV12B ≠ {0 or -9}.

(26) SV1112 is defined only when SV11B ≠ {0 or -9} and SV12B ≠ {0 or -9}.

(27) SV0713 is defined only when SV7B ≠ {0 or -9} and SV13B ≠ {0, -9, or -98}.

(28) SV0813 is defined only when SV8B ≠ {0, -9, or -98} and SV13B ≠ {0, -9, or -98}.

(29) SV0913 is defined only when SV9B ≠ {0 or -9} and SV13B ≠ {0, -9, or -98}.

(30) SV1013 is defined only when SV10B ≠ {0 or -9} and SV13B ≠ {0, -9, or -98}.

(31) SV1113 is defined only when SV11B ≠ {0 or -9} and SV13B ≠ {0, -9, or -98}.

(32) SV0714 is defined only when SV7B ≠ {0 or -9} and SV14B ≠ {0 or -9}.

(33) SV0814 is defined only when SV8B ≠ {0, -9, or -98} and SV14B ≠ {0 or -9}.

(34) SV0914 is defined only when SV9B ≠ {0 or -9} and SV14B ≠ {0 or -9}.

(35) SV1014 is defined only when SV10B ≠ {0 or -9} and SV14B ≠ {0 or -9}.

(36) SV1114 is defined only when SV11B ≠ {0 or -9} and SV14B ≠ {0 or -9}.

(37) SV0715 is defined only when SV7B ≠ {0 or -9} and SV15B ≠ {0 or -9}.

(38) SV0815 is defined only when SV8B ≠ {0, -9, or -98} and SV15B ≠ {0 or -9}.

(39) SV0915 is defined only when SV9B ≠ {0 or -9} and SV15B ≠ {0 or -9}.

(40) SV1015 is defined only when SV10B ≠ {0 or -9} and SV15B ≠ {0 or -9}.

(41) SV1115 is defined only when SV11B ≠ {0 or -9} and SV15B ≠ {0 or -9}.

(42) SV0716 is defined only when SV7B ≠ {0 or -9} and SV16B ≠ {0 or -9}.

(43) SV0816 is defined only when SV8B ≠ {0, -9, or -98} and SV16B ≠ {0 or -9}.

(44) SV0916 is defined only when SV9B ≠ {0 or -9} and SV16B ≠ {0 or -9}.

(45) SV1016 is defined only when SV10B ≠ {0 or -9} and SV16B ≠ {0 or -9}.

This document is a research report submitted to the U.S. Department of Justice. This report has not been published by the Department. Opinions or points of view expressed are those of the author(s) and do not necessarily reflect the official position or policies of the U.S. Department of Justice.

(46) SV1116 is defined only when SV11B ≠ {0 or -9} and SV16B ≠ {0 or -9}.
(47) SV0717 is defined only when SV7B ≠ {0 or -9} and SV17B ≠ {0 or -9}.
(48) SV0817 is defined only when SV8B ≠ {0, -9, or -98} and SV17B ≠ {0 or -9}.
(49) SV0917 is defined only when SV9B ≠ {0 or -9} and SV17B ≠ {0 or -9}.
(50) SV1017 is defined only when SV10B ≠ {0 or -9} and SV17B ≠ {0 or -9}.
(51) SV1117 is defined only when SV11B ≠ {0 or -9} and SV17B ≠ {0 or -9}.
(52) INSVFU = 1 when the perpetrator committed at least one behavior in the SV7 to SV17 section (i.e., when INSV7TO17 = 1), and 0 otherwise; except for three recoded perpetrator initials (for these three, INSVFU = 1).
(53) INSVFU3 = 1 when the perpetrator committed at least one behavior in the SV7 to SV17 section (i.e., when INSV7TO17 = 1) and the respondent was female (i.e., when RSEX = "2"), and 0 otherwise; except for three recoded perpetrator initials (for these three, INSVFU3 = 1).
(54) INSVFU6 = 1 when the perpetrator committed the same behavior at least twice or committed at least two different behaviors in the SV7 to SV17 section (i.e., when MULT7TO17 = 1), and 0 otherwise; except for three recoded perpetrator initials (for these three, INSVFU6 = 1).
(55) INSVFU7 = 1 when the perpetrator was included in the sexual violence follow-up section (i.e., when INSVFU = 1) and the respondent was American Indian or Alaska Native (i.e., when AIAN = 1), and 0 otherwise; except for four perpetrators (for these four perpetrators, INSVFU7 = 1).
(56) In the first and second quarter of 2010, GFUSHOULD = 1 when the perpetrator committed at least one behavior in the psychological aggression section, coercive control and entrapment section, physical violence section, stalking section, or sexual violence section (i.e., when at least one behavior in {PA1B, PA2B, PA3B, PA4B, PA5B, CCE1B, CCE2B, CCE3B, CCE4B, CCE5B, CCE6B, CCE7B, CCE8B, CCE9B, CCE10B, CCE11B, CCE12B, CCE13B, CCE14B, PV1B, PV2B, PV3B, PV4B, PV5B, PV6B, PV7B, PV8B, PV9B, PV10B, PV11B, PV12B, ST1B, ST2B, ST3B, ST4B, ST5B, ST6B, ST7B, SV1B, SV2B, SV3B, SV4B, SV5B, SV6B, SV7B, SV8B, SV9B, SV10B, SV11B, SV12B, SV13B, SV14B, SV15B, SV16B, SV17B, SV18B, SV19B, SV20B, SV21B, and SV22B} = -8, or 1 to 100); and 0 otherwise. In the third and fourth quarter of 2010, GFUSHOULD = 1 when the perpetrator committed at (a) least two different behaviors in the psychological aggression, coercive control, or stalking sections (i.e., at least two different behaviors in {PA1B, PA2B, PA3B, PA4B, PA5B, CCE1B, CCE2B, CCE3B, CCE4B, CCE5B, CCE6B, CCE7B, CCE8B, CCE9B, CCE10B, CCE11B, CCE12B, CCE13B, CCE14B, ST1B, ST2B, ST3B, ST4B, ST5B, ST6B, and ST7B} = {-8 or 1}), or (b) the same behavior at least twice in the psychological aggression, coercive control, or stalking sections (i.e., at least one behavior in {PA1B, PA2B, PA3B, PA4B, PA5B, CCE1B, CCE2B, CCE3B, CCE4B, CCE5B, CCE6B, CCE7B, CCE8B, CCE9B, CCE10B, CCE11B, CCE12B, CCE13B, CCE14B, ST1B, ST2B, ST3B, ST4B, ST5B, ST6B, and ST7B} = {2, 3, or 4}), or (c) committed at least one behavior in the physical violence or sexual violence section (i.e., at least one behavior in {PV1B, PV2B, PV3B, PV4B, PV5B, PV6B, PV7B, PV8B, PV9B, PV10B, PV11B, PV12B, SV1B, SV2B, SV3B, SV4B, SV5B, SV6B, SV7B, SV8B, SV9B, SV10B, SV11B, SV12B, SV13B, SV14B, SV15B, SV16B, SV17B, SV18B, SV19B, SV20B, SV21B, and SV22B} = {-8 or 1 to 100}); and 0 otherwise. In addition, GFUSHOULD = 0 in the third and fourth quarter of 2010 when the perpetrator (a) committed at least one behavior in ST1B or ST2B (i.e., ST1B or ST2B = -8, or 1 to 4) but did not cause fear, did not damage property, did not threaten the respondent with physical harm, and did not cause the respondent to believe that they would be seriously harmed or killed (i.e., STFU5, STFU7, STFU8, and STFU9 = 2) and (b) did not commit more than one behavior (or the same behavior more than once) in the psychological aggression or coercive control and entrapment sections (i.e., {PA1B, PA2B, PA3B, PA4B, PA5B, CCE1B, CCE2B, CCE3B, CCE4B, CCE5B, CCE6B, CCE7B, CCE8B, CCE9B, CCE10B, CCE11B, CCE12B, CCE13B, and CCE14B} ≠ 2 to 4, and fewer than two behaviors in {PA1B, PA2B, PA3B, PA4B,

This document is a research report submitted to the U.S. Department of Justice. This report has not been published by the Department. Opinions or points of view expressed are those of the author(s) and do not necessarily reflect the official position or policies of the U.S. Department of Justice.

PA5B, CCE1B, CCE2B, CCE3B, CCE4B, CCE5B, CCE6B, CCE7B, CCE8B, CCE9B, CCE10B, CCE11B, CCE12B, CCE13B, and CCE14B} = -8 or 1), or more than one behavior (or the same behavior more than once) in ST3B to ST7B in the stalking section (i.e., {ST3B, ST4B, ST5B, ST6B, and ST7B} ≠ 2 to 4, and fewer than two behaviors in {ST3B, ST4B, ST5B, ST6B, and ST7B} = -8 or 1), or any behavior in the physical violence or sexual violence section (i.e., {PV1B, PV2B, PV3B, PV4B, PV5B, PV6B, PV7B, PV8B, PV9B, PV10B, PV11B, PV12B, SV1B, SV2B, SV3B, SV4B, SV5B, SV6B, SV7B, SV8B, SV9B, SV10B, SV11B, SV12B, SV13B, SV14B, SV15B, SV16B, SV17B, SV18B, SV19B, SV20B, SV21B, and SV22B} ≠ -8, or 1 to 100).

(57) GFUSELECT = GFUSHOULD, but is recoded to 0 for all recoded perpetrator initials; except for 30 recoded perpetrator initials (for these 30, GFUSELECT = 1).

(58) INGFU = GFUSELECT; except for 18 recoded perpetrator initials (for these 18, INGFU = 1).

(59) INGFU2 = INGFU, but is recoded to 0 when the respondent did not report any behaviors (by any perpetrator) in the psychological aggression, coercive control and entrapment, physical violence, or sexual violence sections (i.e., when {PA1B, PA2B, PA3B, PA4B, PA5B, CCE1B, CCE2B, CCE3B, CCE4B, CCE5B, CCE6B, CCE7B, CCE8B, CCE9B, CCE10B, CCE11B, CCE12B, CCE13B, CCE14B, PV1B, PV2B, PV3B, PV4B, PV5B, PV6B, PV7B, PV8B, PV9B, PV10B, PV11B, PV12B, SV1B, SV2B, SV3B, SV4B, SV5B, SV6B, SV7B, SV8B, SV9B, SV10B, SV11B, SV12B, SV13B, SV14B, SV15B, SV16B, SV17B, SV18B, SV19B, SV20B, SV21B, and SV22B} ≠ -8 or 1 to 100) and to -99 when INGFU = 0. In addition, INGFU2 = 0 for 18 recoded perpetrator initials.

(60) INGFU3 = 1 when FU1P = 1 or FU2P = 1, -99 when INGFU = 0, and 0 otherwise.

(61) In the first and second quarters of 2010, GFU4SHOULD = 1 when the perpetrator committed at least one behavior in the physical violence, stalking, or sexual violence sections (i.e., when at least one behavior in {PV1B, PV2B, PV3B, PV4B, PV5B, PV6B, PV7B, PV8B, PV9B, PV10B, PV11B, PV12B, ST1B, ST2B, ST3B, ST4B, ST5B, ST6B, ST7B, SV1B, SV2B, SV3B, SV4B, SV5B, SV6B, SV7B, SV8B, SV9B, SV10B, SV11B, SV12B, SV13B, SV14B, SV15B, SV16B, SV17B, SV18B, SV19B, SV20B, SV21B, and SV22B} = -8, or 1 to 100), and 0 otherwise. In the third and fourth quarters of 2010, GFU4SHOULD = 1 when the perpetrator committed (a) at least one behavior in the physical violence or sexual violence section (i.e., when at least one behavior in {PV1B, PV2B, PV3B, PV4B, PV5B, PV6B, PV7B, PV8B, PV9B, PV10B, PV11B, PV12B, SV1B, SV2B, SV3B, SV4B, SV5B, SV6B, SV7B, SV8B, SV9B, SV10B, SV11B, SV12B, SV13B, SV14B, SV15B, SV16B, SV17B, SV18B, SV19B, SV20B, SV21B, and SV22B} = -8, or 1 to 100); or (b) at least two behaviors (or the same behavior at least twice) in ST3B to ST7B in the stalking section (i.e., when at least one behavior in {ST3B, ST4B, ST5B, ST6B, and ST7B} = 2 to 4, or when at least two behaviors in {ST3B, ST4B, ST5B, ST6B, and ST7B} = -8 or 1); or (c) at least two behaviors (or the same behavior at least twice) in ST1B to ST7B in the stalking section (i.e., when at least one behavior in {ST1B, ST2B, ST3B, ST4B, ST5B, ST6B, and ST7B} = 2 to 4, or at least two behaviors in {ST1B, ST2B, ST3B, ST4B, ST5B, ST6B, and ST7B} = -8 or 1), but only if they did not commit at least one behavior in ST1B or ST2B while not causing fear, not damaging property, not threatening the respondent with physical harm, and not causing the respondent to believe that they would be seriously harmed or killed (i.e., not [(ST1B or ST2B = -8, or 1 to 4) and (STFU5, STFU7, STFU8, and STFU9 = 2)]); and 0 otherwise.

(62) GFU4SELECT = GFU4SHOULD, but is recoded to 0 for all recoded perpetrator initials; except for 19 recoded perpetrator initials (for these 19, GFU4SELECT = 1).

(63) INGFU4 = GFU4SELECT, but INGFU4 is recoded to -99 when INGFU = 0.

(64) All stalking variables were checked (P_STALK99, P_STALK12, P_ST1, P_ST2, P_ST3, P_ST4, P_ST5, P_ST6, and P_ST7), following the logic in Chapter 19 (note that all -3's, -2's, and -1's were recoded to -8's).

This document is a research report submitted to the U.S. Department of Justice. This report has not been published by the Department. Opinions or points of view expressed are those of the author(s) and do not necessarily reflect the official position or policies of the U.S. Department of Justice.

No problems were found. Note that the "PLEVEL DATA CHECK.SPS" syntax file is important because it includes the syntax to create all selection criteria, using the final (recoded) data.

A data codebook is then produced in the "PLEVEL CODEBOOK.SAS" syntax file (using the *proc_codebook* macro available at http://www.cpc.unc.edu/research/tools/data_analysis/proc_codebook). Results are saved in the "PLEVEL CODEBOOK.PDF" file. Recall that the numbering on the SV and STFU variables was changed in Chapters 12 and 18 (see also Chapter 2). The final data file, "FINAL PLEVEL NISVS.SAV" includes 51,535 observations and 442 variables.

Data & Files in the "FINAL PLEVEL NISVS" folder:

| | | | |
|---|---|---|---|
| PLEVEL VARS | 1/9/2015 3:05 PM | SPSS Statistics Syntax File | 31 KB |
| PLEVELCODEBOOK | 1/9/2015 2:28 PM | Adobe Acrobat Document | 468 KB |
| final_plevel_nisvs | 1/9/2015 2:28 PM | SAS Data Set | 274,913 KB |
| PLEVEL CODEBOOK | 1/9/2015 2:28 PM | SAS System Program | 17 KB |
| PLEVEL DATA CHECKS | 1/9/2015 2:17 PM | SPSS Statistics Syntax File | 29 KB |
| FINAL PLEVEL NISVS | 1/9/2015 2:12 PM | SPSS Statistics Data Document | 36,517 KB |
| FINAL PLEVEL NISVS | 1/9/2015 2:12 PM | SPSS Statistics Syntax File | 74 KB |

The "PLEVEL VARS.SPS" syntax file contains alternate code for all variables and composites created in the perpetrator-level data. This syntax matches the descriptions provided in the perpetrator-level codebook (see Appendix B).

## B. FINAL RESPONDENT-LEVEL DATA

In Chapter 14, two respondent-level files were created with the core victimization data ("CLEAN NISVS CORE.SAV" and "CLEAN CORE ANALYSIS.SAV"). Both include the core victimization data (from psychological aggression to sexual violence; with 21,378 observations and 420 variables). The analysis data file ("CLEAN CORE ANALYSIS.SAV") includes additional recodes when respondents were victimized in the lifetime by more than 15 perpetrators. The final respondent-level data file created in this chapter does not include these additional recodes. To create an analysis file with the final respondent-level data file, analysts should consider recoding all C, N36, F, and N12 variables when N99 = 15. The code is included at the end of the "CLEAN NISVS CORE.SPS" syntax file (see "recodes for respondents with 15 or more lifetime perpetrators" section).

In Chapter 19, victimization composites were created. Composites from the psychological aggression, coercive control and entrapment, physical violence, and sexual violence sections are included in the "CORE WITH WEIGHTS.SAV" data file (with 21,378 observations and 473 variables). Composites from the stalking section are included in the "STALKING CORE WITH WEIGHTS.SAV" data file (with 21,378 observations and 58 variables). The core composites and weights from these two data files (SAMPLE to WTAIANSV, CFP_99 to CRSH_12, and STALK_99 to ST7_99) are merged to the "CLEAN NISVS CORE.SAV" data file.

A respondent-level data file for the sexual violence follow-up data was created in Chapter 20. This data file ("CLEAN RESP SVFU.SAV") includes the respondent-level sexual violence follow-up data and all previous sexual violence data (21,378 observations and 5,542 variables). The respondent-level sexual

This document is a research report submitted to the U.S. Department of Justice. This report has not been published by the Department. Opinions or points of view expressed are those of the author(s) and do not necessarily reflect the official position or policies of the U.S. Department of Justice.

violence follow-up data (NUMP and SVFU_O to SVFU_Q5) are extracted for the final respondent-level file.

A respondent-level data file for the general follow-up section was created in Chapter 21. The "CLEAN R GFU.SAV" data file includes 21,378 observations and 23 variable. Respondent-level files also were created for the intimate partner section in Chapter 22 ("CLEAN IP FILES.SAV" with 21,378 observations and 18 variables), for the respondent characteristics section in Chapter 23 ("CLEAN RC.SAV" with 21,378 observations and 42 variables), and for the health section in Chapter 24 ("CLEAN H.SAV" with 21,378 observations and 21 variables. The respondent-level data in each of these sections are extracted for the final respondent-level file. Finally, information about sampling strata is extracted from the "NISVSGENPOP2010.SAV" data file created in Chapter 2 (18,957 observations and 26,111 variables) and from the "WEIGHTS.SAV" data file also created in Chapter 2 (3,978 observations and nine variables).

To summarize, the final respondent-level data file is created using the following steps:

(1) Start with "CLEAN NISVS CORE.SAV" (Chapter 14): PA1 to SV22N12.
(2) Add weights and composites from "CORE WITH WEIGHTS.SAV" (Chapter 19): SAMPLE to WTAIANSV and CFP_99 to CRSH_12.
(3) Add composites from "STALKING CORE WITH WEIGHTS.SAV" (Chapter 19): STALK_99 to ST7_99.
(4) Add sexual violence follow-up data from "CLEAN RESP SVFU.SAV" (Chapter 20): NUMP and SVFU_O to SVFU_Q5.
(5) Add general follow-up data from "CLEAN R GFU.SAV" (Chapter 21): INGFU to FU7R.
(6) Add intimate partner data from "CLEAN IP.SAV" (Chapter 22): IP1 to IP8.
(7) Add respondent characteristic data from "CLEAN RC.SAV" (Chapter 23): RSEX to RC10.
(8) Add health data from "CLEAN H.SAV" (Chapter 24): H1_A to H10.
(9) Add sampling strata information from "NISVSGENPOP2010.SAV" and "WEIGHTS.SAV" (Chapter 2): STRATUM.

The final data file is saved as "FINAL RLEVEL NISVS.SAV". Variable and value labels are updated or corrected. In particular, all "Not Applicable" value labels are updated to clearly show why the data are not applicable. Missing data codes for CCE8 are changed to indicate when CCE8 is not applicable (i.e., when H10 ≠ 1). Because this impacts all composites that include CCE8 (i.e., CC_99, CC_12, PA_99, and PA_12), these composites are recalculated. Missing data codes for SV8, SV13, and SV18 are also changed to indicate when these variables are not applicable (i.e., when RSEX = "2"). Missing data codes for SVFU_P are recoded to indicate when SVFU_P is not applicable (i.e., when NUMP < 2). SVFU_Q1, SVFU_Q2, SVFU_Q3, SVFU_Q4, and SVFU_Q5 are then recoded according to the new values in SVFU_P. Missing data codes are also changed for IP4 and IP5. A new variable "INIP5" is created to indicate when IP5 is applicable (i.e., when IP2 = 1 or IP3 = 1 or IP4 = 1). Finally, variable labels were shortened, and some value labels were updated for consistent formatting. Details are available in the "FINAL RLEVEL NISVS.SPS" syntax file.

All N99 variables in the PA, CCE, PV, ST, and SV sections are updated so that they indicate the number of lifetime perpetrators. The variable label is changed to "# of lifetime perpetrators" and the value label for 15 is changed to "15 or more." Similarly, all N12 variables in the EPA, ECCE, and EPV sections are updated so that they indicate the number of past year perpetrators. The variable label is changed to "# of past year perpetrators" and the value label for 15 is changed to "15 or more." But again, no changes were made to C, N36, F, or N12 variables (these variables refer to the number of initials collected, not the number of perpetrators; see Chapter 14 for additional explanations).

This document is a research report submitted to the U.S. Department of Justice. This report has not been published by the Department. Opinions or points of view expressed are those of the author(s) and do not necessarily reflect the official position or policies of the U.S. Department of Justice.

Data checks are then performed in the "RLEVEL DATA CHECK.SPS" syntax file. More precisely, the following data checks are performed:

(1) RSEXQ = 1 when RSEX = "2" and QUARTER = 101 or 102, and 0 otherwise.

(2) R_WHITE = -99 when SAMPLE = 2, -9 when SAMPLE = 1 and RC4_1 = -3, 1 when SAMPLE = 1 and one of the RC4 variables (i.e., RC4_1, RC4_2, RC4_3, RC4_4, RC4_5, or RC4_6) = 1, and 0 when SAMPLE = 1 and none of the RC4 variables = 1.

(3) R_BLACK = -99 when SAMPLE = 2, -9 when SAMPLE = 1 and RC4_1 = -3, 1 when SAMPLE = 1 and one of the RC4 variables (i.e., RC4_1, RC4_2, RC4_3, RC4_4, RC4_5, or RC4_6) = 2, and 0 when SAMPLE = 1 and none of the RC4 variables = 2; except for two respondents (for these two respondents, R_BLACK = 1, see recodes in Chapter 23).

(4) R_ASIAN = -99 when SAMPLE = 2, -9 when SAMPLE = 1 and RC4_1 = -3, 1 when SAMPLE = 1 and one of the RC4 variables (i.e., RC4_1, RC4_2, RC4_3, RC4_4, RC4_5, or RC4_6) = 3, and 0 when SAMPLE = 1 and none of the RC4 variables = 3; except for one respondent (for whom R_ASIAN = 1, see recode in Chapter 23).

(5) R_NHPI = -99 when SAMPLE = 2, -9 when SAMPLE = 1 and RC4_1 = -3, 1 when SAMPLE = 1 and one of the RC4 variables (i.e., RC4_1, RC4_2, RC4_3, RC4_4, RC4_5, or RC4_6) = 4, and 0 when SAMPLE = 1 and none of the RC4 variables = 4; except for three respondents (for these three respondents, R_NHPI = 1, see recodes in Chapter 23).

(6) R_AIAN = 1 when SAMPLE = 2, -9 when SAMPLE = 1 and RC4_1 = -3, 1 when SAMPLE = 1 and one of the RC4 variables (i.e., RC4_1, RC4_2, RC4_3, RC4_4, RC4_5, or RC4_6) = 5, and 0 when SAMPLE = 1 and none of the RC4 variables = 5; except for one respondent (for whom R_AIAN = 1, see recode in Chapter 23).

(7) R_OTHER = -99 when SAMPLE = 2, -9 when SAMPLE = 1 and RC4_1 = -3, 1 when SAMPLE = 1 and one of the RC4 variables (i.e., RC4_1, RC4_2, RC4_3, RC4_4, RC4_5, or RC4_6) = 6, and 0 when SAMPLE = 1 and none of the RC4 variables = 6.

(8) R_RACE = -99 if SAMPLE = 2; 1 if R_WHITE = 1, R_BLACK = 0, R_ASIAN = 0, R_NHPI = 0, R_AIAN = 0, and R_OTHER = 0; 2 if R_WHITE = 0, R_BLACK = 1, R_ASIAN = 0, R_NHPI = 0, R_AIAN = 0, and R_OTHER = 0; 3 if R_WHITE = 0, R_BLACK = 0, R_ASIAN = 1, R_NHPI = 0, R_AIAN = 0, and R_OTHER = 0; 4 if R_WHITE = 0, R_BLACK = 0, R_ASIAN = 0, R_NHPI = 1, R_AIAN = 0, and R_OTHER = 0; 5 if R_WHITE = 0, R_BLACK = 0, R_ASIAN = 0, R_NHPI = 0, R_AIAN = 1, and R_OTHER = 0; 6 if R_WHITE = 0, R_BLACK = 0, R_ASIAN = 0, R_NHPI = 0, R_AIAN = 0, and R_OTHER = 1; 7 If the respondent reported multiple race categories (i.e., at least two of the variables in {R_WHITE, R_BLACK, R_ASIAN, R_NHPI, R_AIAN, R_OTHER} = 1); and -9 otherwise.

(9) INCOME = 1 if RC7D = 1; 2 if RC7C = 1 and RC7D = 2; 3 if RC7B = 1 and RC7C = 2; 4 if RC7A = 1 and RC7B = 2; 5 if RC7E = 1 and RC7A = 2; 6 if RC7F = 1 and RC7E = 2; 7 if RC7G = 1 and RC7F = 2; and 8 if RC7H = 1. In addition, INCOME = 7 when (a) RC7A = -1 and RC7B = -99 and RC7C = -99 and RC7D = -99 and RC7E = -1 and RC7F = 2 and RC7G = -1 and RC7H = 2, or (b) RC7A = -1 and RC7B = -99 and RC7C = -99 and RC7D = -99 and RC7E = 2 and RC7F = 2 and RC7G = -1 and RC7H = 2, or (c) RC7A = 2 and RC7B = -99 and RC7C = -99 and RC7D = -99 and RC7E = 2 and RC7F = 2 and RC7G = -1 and RC7H = 2; and INCOME = 8 when (a) RC7A = -1 and RC7B = -99 and RC7C = -99 and RC7D = -99 and RC7E = -1 and RC7F = -1 and RC7G = 2 and RC7H = -1, or (b) RC7A = -1 and RC7B = -99 and RC7C = -99 and RC7D = -99 and RC7E = -1 and RC7F = 2 and RC7G = 2 and RC7H = -1, or (c) RC7A = -1 and RC7B = -99 and RC7C = -99 and RC7D = -99 and RC7E = 2 and RC7F = 2 and RC7G = 2 and RC7H = -1, or (d) RC7A = 2 and RC7B = -99 and RC7C = -99 and RC7D = -99 and RC7E = 2 and RC7F = -1 and RC7G = 2 and RC7H = -1, or (e) RC7A = 2 and RC7B = -99 and RC7C = -99 and RC7D = -99 and RC7E = 2 and RC7F = 2 and RC7G = 2 and RC7H = -2, or (f) RC7A = 2 and RC7B = -99 and RC7C = -99 and RC7D = -99 and RC7E = 2 and RC7F = 2 and RC7G = 2 and RC7H = -1.

This document is a research report submitted to the U.S. Department of Justice. This report has not been published by the Department. Opinions or points of view expressed are those of the author(s) and do not necessarily reflect the official position or policies of the U.S. Department of Justice.

(10) H10Q = 1 when H10 ≠ 1 and QUARTER = 101 or 102, and 0 otherwise.
(11) NUMP is the number of perpetrators for each respondent in the "FINAL PLEVEL NISVS.SAV" data file who committed at least one behavior in the SV7 to SV17 section.
(12) INGFU = 1 if at least one perpetrator from the "FINAL PLEVEL NISVS.SAV" data file is included in the general follow-up section, and 0 otherwise.
(13) INGFU4 = -99 if none of the perpetrators in the "FINAL PLEVEL NISVS.SAV" data file were included in the general follow-up section (i.e., INGFU = 0), 1 if at least one perpetrator from the "FINAL PLEVEL NISVS.SAV" data file was included in the GFU4 section, and 0 otherwise.
(14) INIP1A = 1 if the respondent was interviewed in the first or second quarter of 2010 (QUARTER = 101 or 102) and (a) RSEX = "1" and IP1 = 1, or (b) RSEX = "1" and IP1 = 3, or (c) RSEX = "2" and IP1 = 2, or (d) RSEX = "2" and IP1 = 3; 1 if the respondent was interviewed in the third or fourth quarter of 2010 (QUARTER = 103 or 104); and 0 otherwise.
(15) INIP5 = 1 if IP2 = 1 or IP3 = 1 or IP4 = 1, and 0 otherwise.
(16) All core victimization composites were checked (CFP_99, CFP_12, RVAF_99, RVAF_12, ROF_99, ROF_12, PVAF_99, PVAF_12, POF_99, POF_12, CADFP_99, CADFP_12, RVAI_99, RVAI_12, ROI_99, ROI_12, PVAI_99, PVAI_12, POI_99, POI_12, AFP_99, AFP_12, SVP_99, SVP_12, SC_99, SC_12, USC_99, USC_12, NCUSE_99, NCUSE_12, OVS_99, OVS_12, SV_99, SV_12, SPS_99, SPS_12, SPV_99, SPV_12, PV_99, PV_12, EA_99, EA_12, CC_99, CC_12, PA_99, PA_12, CRSH_99, CRSH_12, P_STALK99, P_STALK12, P_ST1, P_ST2, P_ST3, P_ST4, P_ST5, P_ST6, and P_ST7), following the logic in Chapter 19. Note that an analysis file must be created before computing composites.

No problems were found. Note that the "RLEVEL DATA CHECK.SPS" syntax file is important because it includes the syntax to create all selection criteria and to compute all composites, using the final (recoded) data.

A data codebook is then produced in the "RLEVEL CODEBOOK.SAS" syntax file (using the *proc_codebook* macro available at http://www.cpc.unc.edu/research/tools/data_analysis/proc_codebook). Results are saved in the "RLEVEL CODEBOOK.PDF" file. The final data file, "FINAL RLEVEL NISVS.SAV", includes 21,378 observations and 493 variables.

Data & Files in the "FINAL RLEVEL NISVS" folder:

| | | | |
|---|---|---|---|
| RLEVELCODEBOOK | 3/25/2015 10:47 AM | Adobe Acrobat Document | 427 KB |
| final_rlevel_nisvs | 3/25/2015 10:47 AM | SAS Data Set | 85,585 KB |
| RLEVEL CODEBOOK | 3/25/2015 10:46 AM | SAS System Program | 21 KB |
| RLEVEL VARS | 3/25/2015 10:46 AM | SPSS Statistics Syntax File | 34 KB |
| RLEVEL DATA CHECKS | 3/25/2015 10:31 AM | SPSS Statistics Syntax File | 32 KB |
| FINAL RLEVEL NISVS | 3/25/2015 10:26 AM | SPSS Statistics Data Document | 12,474 KB |
| FINAL RLEVEL NISVS | 3/25/2015 10:19 AM | SPSS Statistics Syntax File | 29 KB |
| proc_codebook | 3/31/2014 11:36 AM | SAS System Program | 19 KB |

The "RLEVEL VARS.SPS" syntax file contains alternate code for all variables and composites created in the respondent-level data. This syntax matches the descriptions provided in the respondent-level codebook (see Appendix C).

This document is a research report submitted to the U.S. Department of Justice. This report has not been published by the Department. Opinions or points of view expressed are those of the author(s) and do not necessarily reflect the official position or policies of the U.S. Department of Justice.

It is important to emphasize again that this data file is based on the "CLEAN NISVS CORE.SAV" data file, not the "CLEAN CORE ANALYSIS.SAV" data file (see differences in Chapter 14). Analysts should strongly consider making additional recodes when 15 (or more) perpetrators were identified by the respondent in the lifetime questions. More specifically, this includes the following recodes:

(1) When N99 = 15 and C = 0: C, N36, F, and N12 should be recoded to -9.
(2) When N99 = 15, C = 1, and F = 0: N36, F, and N12 should be recoded to -9.
(3) When N99 = 15, C = 1, and F = 1: N36 and N12 should be recoded to -9.
(4) When N99 = 15, C = -99, and F = 0: F and N12 should be recoded to -9.
(5) When N99 = 15, C = -99, and F = 1: N12 should be recoded to -9.

These recodes are shown in the "CLEAN NISVS CORE.SPS" syntax file and are included at the end of the "FINAL RLEVEL NISVS.SPS" syntax file (but data are not saved after these recodes).

This document is a research report submitted to the U.S. Department of Justice. This report has not been published by the Department. Opinions or points of view expressed are those of the author(s) and do not necessarily reflect the official position or policies of the U.S. Department of Justice.

# DOCUMENTATION FOR ANALYSIS OF VIOLENCE AGAINST AMERICAN INDIAN AND ALASKA NATIVE WOMEN AND MEN: 2010 FINDINGS FROM THE NATIONAL INTIMATE PARTNER AND SEXUAL VIOLENCE SURVEY (NISVS) BY THE NATIONAL INSTITUTE OF JUSTICE

## CHAPTER 26
## VIOLENCE AGAINST AMERICAN INDIAN AND ALASKA NATIVE WOMEN AND MEN

This chapter provides the technical documentation for all analyses and results included in the final report on violence against American Indian and Alaska Native women and men. All analyses are based on the final data files created in the previous chapter ("FINAL RLEVEL NISVS.SAV" and "FINAL PLEVEL NISVS.SAV"). The first two sections in this chapter provide details on the samples and their characteristics. Section C describes how new variables were computed to determine the race of each perpetrator. Core measures of victimization are then computed in Section D and the analysis is described in Section E. Important limitations are summarized in Section F. Victimization estimates are presented in sections G through K. Section L provides a summary of the impact of physical violence by intimate partners, stalking, and sexual violence. Finally, all confidence intervals for all estimates in this Chapter are provided in Section M.

### A. SAMPLES

All estimates of violence are computed on the sample of American Indian and Alaska Native women and men (R_AIAN = 1; n = 3,978) and on the sample of women and men who reported being non-Hispanic and White alone (RC3 = 2 and R_RACE = 1; n = 13,696; 72.6% of respondents for whom R_AIAN ≠ 1). The non-Hispanic White alone group was selected to be consistent with the CDC analyses.

Respondents were placed in the American Indian or Alaska Native sample if they were included in the American Indian and Alaska Native oversample. They were also placed in the American Indian or Alaska Native sample if they were included in the general population sample and identified themselves as American Indian or Alaska Native in any of the race questions (RC4_1 to RC4_SP). Being of Hispanic origin did not impact placement in the American Indian or Alaska Native sample. In other words, the American Indian and Alaska Native sample includes respondents who reported being of Hispanic origin, respondents who reported not being of Hispanic origin, and respondents who did not report whether they were of Hispanic origin. The sample of American Indian and Alaska Native women and men includes 3,329 respondents from the American Indian and Alaska Native oversample, 305 respondents from the general population sample who reported being American Indian or Alaska Native alone (52 of these also reported being of Hispanic origin and 253 reported not being of Hispanic origin), and 344 respondents from the general population sample who reported being American Indian or Alaska Native in combination with another race (26 of these also reported being of Hispanic origin, 316 reported not being of Hispanic origin, and two did not report whether they were of Hispanic origin).

The sample of non-Hispanic White alone women and men includes respondents in the general population sample who indicated not being of Hispanic origin (RC3 = 2) and identified themselves as White alone (R_RACE = 1). Respondents who did not know or refused to answer the RC3 or RC4 questions were not placed in this sample.

This document is a research report submitted to the U.S. Department of Justice. This report has not been published by the Department. Opinions or points of view expressed are those of the author(s) and do not necessarily reflect the official position or policies of the U.S. Department of Justice.

To summarize, the American Indian and Alaska Native sample includes all respondents in the American Indian and Alaska Native oversample and all respondents in the general population sample who identified themselves as American Indian or Alaska Native either alone or in combination, regardless of their ethnic origin. The non-Hispanic White alone sample includes respondents in the general population sample who reported not being of Hispanic origin and being White alone. The following table describes the composition of the different samples based on respondents' Hispanic origin (RC3) and race (R_RACE).

**Table 26.1. Race/Ethnic Categories for Final Report, by Hispanic Origin and Race**

| Ethnicity | Race | American Indian or Alaska Native | Non-Hispanic White Alone | Other |
|---|---|---|---|---|
| Unknown | N/A: Sample = 2 | 38 | 0 | 0 |
| | Unknown | 0 | 0 | 13 |
| | White alone | 0 | 0 | 24 |
| | Black alone | 0 | 0 | 13 |
| | Asian alone | 0 | 0 | 3 |
| | NHPI alone | 0 | 0 | 0 |
| | AIAN alone | 0 | 0 | 0 |
| | Other alone | 0 | 0 | 1 |
| | Multiracial | 2 | 0 | 0 |
| **Total (unknown ethnicity)** | | **40** | **0** | **54** |
| Hispanic | N/A: Sample = 2 | 74 | 0 | 0 |
| | Unknown | 0 | 0 | 114 |
| | White alone | 0 | 0 | 766 |
| | Black alone | 0 | 0 | 50 |
| | Asian alone | 0 | 0 | 13 |
| | NHPI alone | 0 | 0 | 6 |
| | AIAN alone | 52 | 0 | 0 |
| | Other alone | 0 | 0 | 416 |
| | Multiracial | 26 | 0 | 36 |
| **Total (Hispanic)** | | **152** | **0** | **1,401** |
| Non-Hispanic | N/A: Sample = 2 | 3,217 | 0 | 0 |
| | Unknown | 0 | 0 | 38 |
| | White alone | 0 | 13,696 | 0 |
| | Black alone | 0 | 0 | 1,504 |
| | Asian alone | 0 | 0 | 388 |
| | NHPI alone | 0 | 0 | 55 |
| | AIAN alone | 253 | 0 | 0 |
| | Other alone | 0 | 0 | 61 |
| | Multiracial | 316 | 0 | 203 |
| **Total (non-Hispanic)** | | **3,786** | **13,696** | **2,249** |
| **Total** | | **3,978** | **13,696** | **3,704** |

*Notes: Respondents in the American Indian and Alaska Native oversample are those for whom RACE = "N/A: Sample = 2" (RC4 was not asked to respondents in the American Indian and Alaska Native oversample, and R_RACE is therefore undefined). NHPI = Native Hawaiian or Pacific Islander. AIAN = American Indian or Alaska Native.*

This document is a research report submitted to the U.S. Department of Justice. This report has not been published by the Department. Opinions or points of view expressed are those of the author(s) and do not necessarily reflect the official position or policies of the U.S. Department of Justice.

**Table 26.2. Race/Ethnic Categories by Gender of Respondent**

| | | American Indian or Alaska Native | | Non-Hispanic White Alone | | Other | |
|---|---|---|---|---|---|---|---|
| **Ethnicity** | **Race** | **Female** | **Male** | **Female** | **Male** | **Female** | **Male** |
| Unknown | N/A: Sample = 2 | 27 | 11 | 0 | 0 | 0 | 0 |
| | Unknown | 0 | 0 | 0 | 0 | 6 | 7 |
| | White alone | 0 | 0 | 0 | 0 | 12 | 12 |
| | Black alone | 0 | 0 | 0 | 0 | 7 | 6 |
| | Asian alone | 0 | 0 | 0 | 0 | 1 | 2 |
| | NHPI alone | 0 | 0 | 0 | 0 | 0 | 0 |
| | AIAN alone | 0 | 0 | 0 | 0 | 0 | 0 |
| | Other alone | 0 | 0 | 0 | 0 | 0 | 1 |
| | Multiracial | 0 | 2 | 0 | 0 | 0 | 0 |
| **Total (unknown ethnicity)** | | **27** | **13** | **0** | **0** | **26** | **28** |
| Hispanic | N/A: Sample = 2 | 46 | 28 | 0 | 0 | 0 | 0 |
| | Unknown | 0 | 0 | 0 | 0 | 66 | 48 |
| | White alone | 0 | 0 | 0 | 0 | 430 | 336 |
| | Black alone | 0 | 0 | 0 | 0 | 26 | 24 |
| | Asian alone | 0 | 0 | 0 | 0 | 7 | 6 |
| | NHPI alone | 0 | 0 | 0 | 0 | 2 | 4 |
| | AIAN alone | 23 | 29 | 0 | 0 | 0 | 0 |
| | Other alone | 0 | 0 | 0 | 0 | 198 | 218 |
| | Multiracial | 12 | 14 | 0 | 0 | 16 | 20 |
| **Total (Hispanic)** | | **81** | **71** | **0** | **0** | **745** | **656** |
| Non-Hispanic | N/A: Sample = 2 | 2,051 | 1,166 | 0 | 0 | 0 | 0 |
| | Unknown | 0 | 0 | 0 | 0 | 14 | 24 |
| | White alone | 0 | 0 | 7,646 | 6,050 | 0 | 0 |
| | Black alone | 0 | 0 | 0 | 0 | 850 | 654 |
| | Asian alone | 0 | 0 | 0 | 0 | 177 | 211 |
| | NHPI alone | 0 | 0 | 0 | 0 | 25 | 30 |
| | AIAN alone | 129 | 124 | 0 | 0 | 0 | 0 |
| | Other alone | 0 | 0 | 0 | 0 | 23 | 38 |
| | Multiracial | 185 | 131 | 0 | 0 | 115 | 88 |
| **Total (non-Hispanic)** | | **2,365** | **1,421** | **7,646** | **6,050** | **1,204** | **1,045** |
| **Total** | | **2,473** | **1,505** | **7,646** | **6,050** | **1,975** | **1,729** |

*Notes: Respondents in the American Indian and Alaska Native oversample are those for whom RACE = "N/A: Sample = 2" (RC4 was not asked to respondents in the American Indian and Alaska Native oversample). NHPI = Native Hawaiian or Pacific Islander. AIAN = American Indian or Alaska Native.*

Categorizations by respondent gender are shown in Table 26.2. Of the 2,473 women in the American Indian and Alaska Native sample, 2,124 (85.9%) were women from the American Indian and Alaska Native oversample, 152 (6.1%) were women from the general population sample who reported being American Indian or Alaska Native alone (23 of them reported being of Hispanic origin and 129 reported not being of Hispanic origin), and 197 (8.0%) were women from the general population sample who reported being American Indian or Alaska Native in combination with another race (12 of them reported being of Hispanic origin and 185 reported not being of Hispanic origin). Of the 1,505 men in the American Indian and Alaska Native sample, 1,205 (80.1%) were men from the American Indian and

This document is a research report submitted to the U.S. Department of Justice. This report has not been published by the Department. Opinions or points of view expressed are those of the author(s) and do not necessarily reflect the official position or policies of the U.S. Department of Justice.

Alaska Native oversample, 153 (10.2%) were men from the general population sample who reported being American Indian or Alaska Native alone (29 of them reported being of Hispanic origin and 124 reported not being of Hispanic origin), and 147 (9.8%) were men from the general population sample who reported being American Indian or Alaska Native in combination with another race (14 of them reported being of Hispanic origin, 131 reported not being of Hispanic origin, and two did not report whether they were of Hispanic origin).

It is important to note that these racial and ethnic categorizations are different than those computed by RTI/CDC. Unfortunately, the race and ethnic categories that were used during the weighting of the general population data are not available in the original dataset. It is likely that the "RACECAT" variable in the original data file was used to weight the general population data, but this variable includes missing values and the imputed values are not available. In addition, some categorizations appear to be incorrect. For example, three respondents were classified as being non-Hispanic and multiracial when they should have been classified as non-Hispanic and White alone. Although these three did provide two answers to the race questions (found in RC4_1 and RC4_2), all of their answers were "White / Caucasian". One additional respondent was classified as being non-Hispanic and White alone instead of non-Hispanic and multiracial (for this respondent, RC4_SP = "White and African American"). Because of these problems, the RACECAT variable was not included in the final dataset (but is available in the original dataset). The race/ethnicity categories in the NISVS final report are also unclear because they omit respondents who reported being non-Hispanic and who identified their racial group as something other than White or Caucasian alone, Black or African American alone, Asian alone, Native Hawaiian or Pacific Islander alone, American Indian or Alaska Native alone, or multiracial.

It is important to emphasize that the samples used for the final report on violence against American Indian and Alaska Native women and men are different than the samples used in the NISVS final report. The American Indian and Alaska Native sample is different than the one found in the NISVS final report because it includes all respondents from the American Indian and Alaska Native oversample and includes all respondents from the general population sample who identified themselves as American Indian or Alaska Native alone or in combination (regardless of ethnicity). In addition, it excludes two respondents that were classified by RTI/CDC as American Indian or Alaska Native (see Chapter 3 for details). The non-Hispanic White alone sample is different than the one found in the NISVS final report because it excludes all respondents with missing data on either ethnicity or race. After missing data imputations (that are not included in the RTI/CDC data sets), some of these respondents were likely included in RTI/CDC's categorization for non-Hispanic White alone. In addition, the non-Hispanic White alone sample includes three respondents that were probably misclassified by RTI/CDC as multiracial (when all of their answers to the race questions were "White / Caucasian") and excludes one respondent that was probably misclassified by RTI/CDC as White alone (when RC4_SP = "White and African American"). Unfortunately, too little documentation is available to determine with certainty how respondents were classified by RTI/CDC.

The "SAMPLES.SPS" syntax file produces Tables 26.1 and 26.2. This syntax file is included in the "FINAL ANALYSIS\SAMPLES" folder. No output file is created at this time.

| | | | |
|---|---|---|---|
| FINAL SAMPLES | 1/29/2015 11:30 AM | SPSS Statistics Syntax File | 2 KB |

This document is a research report submitted to the U.S. Department of Justice. This report has not been published by the Department. Opinions or points of view expressed are those of the author(s) and do not necessarily reflect the official position or policies of the U.S. Department of Justice.

## B. SAMPLE CHARACTERISTICS

All analyses in this chapter are based on the sample of women who identified themselves as American Indian or Alaska Native (n = 2,473), the sample of men who identified themselves as American Indian or Alaska Native (n = 1,505), the sample of women who identified themselves as non-Hispanic White alone (n = 7,646), and the sample of men who identified themselves as non-Hispanic White alone (n = 6,050). This section describes the age, educational attainment, and income distributions across all samples. Because these results are used to describe the samples (rather than the populations), the tables present unweighted results.

*Age*

The age of the respondents in each sample is shown Tables 26.3 and 26.4. The age of each respondent was computed using RC1 (i.e., AGE = 2010 – RC1). Values were then categorized into four groups: 18 to 29 years of age, 30 to 44 years of age, 45 to 64 years of age, and 65 years of age or older. Population data for the following tables were extracted from the 2010 US Census (Summary File 2, Table QT-P1).

**Table 26.3. Age of American Indian and Alaska Native Women and Men (Unweighted Frequencies)**

| Age | Female | | | | Male | | | |
|---|---|---|---|---|---|---|---|---|
| | Population | | Sample | | Population | | Sample | |
| | N | % | N | % | N | % | N | % |
| 18 to 29 | 490,744 | 26.7% | 484 | 19.6% | 496,370 | 28.7% | 294 | 19.6% |
| 30 to 44 | 517,831 | 28.2% | 633 | 25.6% | 501,611 | 29.0% | 420 | 28.0% |
| 45 to 64 | 615,343 | 33.5% | 993 | 40.2% | 567,887 | 32.8% | 592 | 39.5% |
| 65+ | 213,253 | 11.6% | 358 | 14.5% | 166,316 | 9.6% | 193 | 12.9% |
| **Total** | **1,837,171** | | **2,468** | | **1,732,184** | | **1,499** | |

*Note: Data on age are missing for five women and six men.*

**Table 26.4. Age of Non-Hispanic White Alone Women and Men (Unweighted Frequencies)**

| Age | Female | | | | Male | | | |
|---|---|---|---|---|---|---|---|---|
| | Population | | Sample | | Population | | Sample | |
| | N | % | N | % | N | % | N | % |
| 18 to 29 | 14,682,274 | 18.2% | 1,072 | 14.1% | 15,092,052 | 19.8% | 1,095 | 18.1% |
| 30 to 44 | 18,243,743 | 22.6% | 1,526 | 20.0% | 18,454,788 | 24.2% | 1,290 | 21.4% |
| 45 to 64 | 29,626,265 | 36.7% | 3,200 | 42.0% | 28,792,437 | 37.7% | 2,488 | 41.2% |
| 65+ | 18,177,564 | 22.5% | 1,825 | 23.9% | 14,031,867 | 18.4% | 1,167 | 19.3% |
| **Total** | **80,729,846** | | **7,623** | | **76,371,144** | | **6,040** | |

*Note: Data on age are missing for 23 women and 10 men.*

On average, female respondents who identified themselves as American Indian or Alaska Native were 46 years old (s = 16.4). On average, male respondents who identified themselves as American Indian or Alaska Native were also 46 years old (s = 16.0). For both female and male respondents who identified themselves as American Indian or Alaska Native, age ranged from 18 years to 92 years. The average

This document is a research report submitted to the U.S. Department of Justice. This report has not been published by the Department. Opinions or points of view expressed are those of the author(s) and do not necessarily reflect the official position or policies of the U.S. Department of Justice.

ages of female and male respondents who identified themselves as non-Hispanic White alone were 52 years (s = 17.5) and 49 years (s = 17.1), respectively.

Individuals in each sample tended to be older than individuals in the population. The proportion of individuals between the ages of 18 to 29 was significantly lower in each sample than in the population ($p < 0.05$). The proportion of individuals between the ages of 30 to 44 was also significantly lower in each sample than in the population ($p < 0.05$, except in the American Indian and Alaska Native male sample). Conversely, the proportion of individuals between the ages of 45 to 64 was significantly greater in each sample than in the population ($p < 0.05$) and the proportion of individuals 65 years of age or older was significantly greater in each sample than in the population ($p < 0.05$, except in the non-Hispanic White alone male sample).

Differences in mean age by gender and race/ethnicity were generally consistent with differences in the population. Women who identified themselves as non-Hispanic White alone were significantly older than men who identified themselves as non-Hispanic White alone ($p < 0.01$). Both were significantly older than people who identified themselves as American Indian or Alaska Native ($p < 0.01$). Among people who identified themselves as American Indian or Alaska Native, the difference in mean age between women and men was not statistically significant ($p > 0.05$).

*Educational Attainment*

The educational attainment of each respondent is included in RC2. Respondents were asked to indicate the highest level of education they had completed (RC2 = 1 for no schooling, 2 for 1st to 8th grade, 3 for some high school, 4 for high school graduate, 5 for technical or vocational school, 6 for some college, 7 for four-year college degree, and 8 for post-graduate). Values were collapsed to create three categories of educational attainment – less than a high school degree (RC2 = 1, 2, or 3), a high school degree (RC2 = 4), or more than a high school degree (RC2 = 5, 6, 7, or 8).

**Table 26.5. Educational Attainment of Respondents (Unweighted Frequencies)**

| Educational Attainment | American Indian or Alaska Native | | | | Non-Hispanic White Alone | | | |
|---|---|---|---|---|---|---|---|---|
| | Female | | Male | | Female | | Male | |
| | N | % | N | % | N | % | N | % |
| Less than high school | 487 | 19.7% | 318 | 21.2% | 383 | 5.0% | 324 | 5.4% |
| High school (HS) degree | 741 | 30.0% | 538 | 35.8% | 1,835 | 24.0% | 1,554 | 25.7% |
| More than HS degree | 1,239 | 50.2% | 647 | 43.0% | 5,422 | 71.0% | 4,167 | 68.9% |
| **Total** | **2,467** | | **1,503** | | **7,640** | | **6,045** | |

*Note: Data on educational attainment are missing for six women and two men in the American Indian or Alaska Native sample and for six women and five men in the non-Hispanic White alone sample.*

In all samples, over half of the women and men reported having at least a high school degree. However, consistent with other data sources, educational attainment was significantly lower among people who identified themselves as American Indian or Alaska Native than among people who identified themselves as non-Hispanic White alone ($p < 0.01$). Gender differences in educational attainment were not statistically significant among people who identified themselves as Non-Hispanic White Alone ($p >$

This document is a research report submitted to the U.S. Department of Justice. This report has not been published by the Department. Opinions or points of view expressed are those of the author(s) and do not necessarily reflect the official position or policies of the U.S. Department of Justice.

0.05), but were statistically significant among people who identified themselves as American Indian or Alaska Native ($p < 0.01$, with men having lower educational attainment than women).

*Income*

Respondents were asked to indicate the total income from all household members during the previous calendar year, before taxes. Respondents were further asked to include income from all sources such as work, investments, child support, and public assistance.

Over half of the women and men in the American Indian or Alaska Native sample reported a total annual household income before taxes that was below $35,000 (73.8% of women and 68.9% of men). Conversely, over half of the women and men in the non-Hispanic White alone sample reported a total annual household income before taxes that was $35,000 or more (61.9% of women and 70.3% of men).

**Table 26.6. Income of Respondents (Unweighted Frequencies)**

| Income | American Indian or Alaska Native | | | | Non-Hispanic White Alone | | | |
|---|---|---|---|---|---|---|---|---|
| | Female | | Male | | Female | | Male | |
| | N | % | N | % | N | % | N | % |
| <$35,000 | 1,733 | 73.8% | 988 | 68.9% | 2,677 | 38.1% | 1,688 | 29.7% |
| $35,000 to <$75,000 | 440 | 18.7% | 304 | 21.2% | 2,308 | 32.9% | 1,852 | 32.6% |
| $75,000 or more | 175 | 7.5% | 142 | 9.9% | 2,039 | 29.0% | 2,143 | 37.7% |
| **Total** | **2,348** | | **1,434** | | **7,024** | | **5,683** | |

*Note: Data on income are missing for 125 women and 71 men in the American Indian or Alaska Native sample and for 622 women and 367 men in the non-Hispanic White alone sample.*

Women who identified themselves as American Indian or Alaska Native had significantly lower annual household income levels than men who identified themselves as American Indian or Alaska Native ($p < 0.05$). Both had significantly lower annual household income levels than women who identified themselves as non-Hispanic White alone ($p < 0.01$), and all had significantly lower annual household income levels than men who identified themselves as non-Hispanic White alone ($p < 0.01$).

*Tribal Status*

Respondents who identified themselves as American Indian or Alaska Native were asked if they were affiliated or enrolled with a tribe or village (RC6), if they had ever lived within reservation boundaries or in an Alaska Native village (RC6B), and if they had lived within reservation boundaries or in an Alaska Native village in the past year (RC6C).

Over three quarters of the women and men in the American Indian and Alaska Native sample were affiliated or enrolled with a tribe or village (82.6% and 79.0% respectively). Women who identified themselves as American Indian or Alaska Native were significantly more likely than men to be affiliated or enrolled with a tribe or village ($p < 0.01$), but the difference across gender groups was small (3.6 percentage points).

This document is a research report submitted to the U.S. Department of Justice. This report has not been published by the Department. Opinions or points of view expressed are those of the author(s) and do not necessarily reflect the official position or policies of the U.S. Department of Justice.

**Table 26.7. Tribal Affiliation and Enrollment of American Indian and Alaska Native Respondents (Unweighted Frequencies)**

| Affiliated or enrolled with a tribe or village | Female | | Male | | All | |
|---|---|---|---|---|---|---|
| | N | % | N | % | N | % |
| Yes | 2,026 | 82.6% | 1,167 | 79.0% | 3,193 | 81.2% |
| No | 426 | 17.4% | 311 | 21.0% | 737 | 18.8% |
| **Total** | **2,452** | | **1,478** | | **3,930** | |

*Note: Data are missing for 21 women and 27 men.*

Over half of the women and men in the American Indian or Alaska Native sample had lived within reservation boundaries or in an Alaska Native village (59.8% and 60.1% respectively). Differences across gender groups were not statistically significant ($p > 0.05$).

**Table 26.8. Lifetime Residence of American Indian and Alaska Native Respondents (Unweighted Frequencies)**

| Ever lived within reservation boundaries or in Alaska Native village | Female | | Male | | All | |
|---|---|---|---|---|---|---|
| | N | % | N | % | N | % |
| Yes | 1,465 | 59.8% | 891 | 60.1% | 2,356 | 59.9% |
| No | 984 | 40.2% | 592 | 39.9% | 1,576 | 40.1% |
| **Total** | **2,449** | | **1,483** | | **3,932** | |

*Note: Data are missing for 24 women and 22 men.*

Over half of the women and men in the American Indian or Alaska Native sample had lived within reservation boundaries or in an Alaska Native village in the past year (54.0% and 53.7% respectively). Differences across gender groups were not statistically significant ($p > 0.05$).

**Table 26.9. Past Year Residence of American Indian and Alaska Native Respondents (Unweighted Frequencies)**

| Lived within reservation boundaries or in Alaska Native village in past year | Female | | Male | | All | |
|---|---|---|---|---|---|---|
| | N | % | N | % | N | % |
| Yes | 1,318 | 54.0% | 796 | 53.7% | 2,114 | 53.8% |
| No | 1,125 | 46.0% | 687 | 46.3% | 1,812 | 46.2% |
| **Total** | **2,443** | | **1,483** | | **3,926** | |

*Note: Data are missing for 30 women and 22 men.*

The "DEMOG.SPS" syntax file produces Tables 26.3 through 26.9. This syntax file is included in the "FINAL ANALYSIS\DEMOG" folder. No output file is created at this time.

| | | | |
|---|---|---|---|
| CENSUS | 6/24/2015 8:48 AM | File folder | |
| DEMOG | 1/30/2015 10:39 AM | SPSS Statistics Syntax File | 5 KB |

This document is a research report submitted to the U.S. Department of Justice. This report has not been published by the Department. Opinions or points of view expressed are those of the author(s) and do not necessarily reflect the official position or policies of the U.S. Department of Justice.

The “FINAL ANALYSIS\DEMOG\CENSUS” folder includes the data from the 2010 US Census (Summary File 2, Table QT-P1).

| | | | |
|---|---|---|---|
| aff_download_readme_ann | 1/29/2015 3:23 PM | Text Document | 2 KB |
| DEC_10_SF2_QTP1 | 1/29/2015 3:23 PM | Text Document | 2 KB |
| DEC_10_SF2_QTP1 | 6/24/2015 8:42 AM | Microsoft Excel Worksheet | 622 KB |
| DEC_10_SF2_QTP1_metadata | 1/29/2015 3:23 PM | Microsoft Excel Comma Separated Values File | 21 KB |

## C. PERPETRATOR RACE AND ETHNICITY

New variables were computed to determine the race and ethnicity of each perpetrator. In addition, a new variable was computed to determine if each perpetrator was of a different race and ethnicity than the respondent.

Information about each perpetrator’s race is included in the final perpetrator-level data file in the variables R8_1 to R8_6 and in R8_SP. New race variables were computed to determine if the perpetrator was White alone or in combination (P_WHITE), Black or African American alone or in combination (P_BLACK), Asian alone or in combination (P_ASIAN), Native Hawaiian or other Pacific Islander alone or in combination (P_NHPI), American Indian or Alaska Native alone or in combination (P_AIAN), or of another race alone or in combination (P_OTHER). These variables (P_WHITE, P_BLACK, P_ASIAN, P_NHPI, P_AIAN, and P_OTHER) were coded as -9 (for “Unknown”) when the respondent didn’t know the answer to R8 or refused to provide an answer (i.e., when R8_1 = -1 or -2), as 1 (for “Yes”) when the respondent identified that racial group (in R8_1 to R8_6), and as 0 (for “No”) when the respondent did not identify that racial group (in R8_1 to R8_6).

Answers in R8_SP were then examined to determine if any of the perpetrator race information should be recoded. Recodes for the P_WHITE to P_AIAN variables were based on the race categories included in R8_SP. When respondents indicated “White” or “Caucasian” in R8_SP, P_WHITE was recoded to 1. P_BLACK was recoded to 1 when the respondents indicated “Black” or “African American.” P_ASIAN was recoded to 1 when the respondents indicated “Asian.” P_NHPI was recoded to 1 when the respondents indicated “Native Hawaiian” or “Pacific Islander.” Finally, P_AIAN was recoded to 1 when the respondents indicated “American Indian,” “Alaska(n) Native,” “Alaska Indian,” or “Native American.” Race information was recoded for 125 perpetrators (details are available in the “RACE.SPS” syntax file and in the “PERP RACE RECODES.XLSX” excel spreadsheet). Additional recodes would be possible if they were based on ethnicity and/or ancestry. For example, analysts could check that P_WHITE = 1 when R8_SP = “German.” The US Census defines “White” as “a person having origins in any of the original peoples of Europe, the Middle East, or North Africa,” which “includes people who indicate their race as ‘White’ or report entries such as Irish, German, Italian, Lebanese, Arab, Moroccan, or Caucasian.” Recodes based on ethnicity and/or ancestry were not completed. The variables P_WHITE to P_AIAN were only recoded based on race information included in R8_SP.

A variable was then created to indicate if the perpetrator was non-Hispanic White alone (P_NHWA). Perpetrators were non-Hispanic White alone (P_NHWA = 1) when they were White alone (i.e., P_WHITE = 1, and P_ BLACK to P_OTHER = 0) and were not of Hispanic origin (i.e., R7 = 2). Out of the 51,535 perpetrators, 25,912 (50.3%) were identified as non-Hispanic White alone.

This document is a research report submitted to the U.S. Department of Justice. This report has not been published by the Department. Opinions or points of view expressed are those of the author(s) and do not necessarily reflect the official position or policies of the U.S. Department of Justice.

Information about the respondent's race was then merged to compute whether the perpetrators were interracial. For respondents who were American Indian or Alaska Native, perpetrators were interracial if they were known to not be American Indian or Alaska Native. For respondents who were non-Hispanic White alone, perpetrators were interracial if they were known to not be non-Hispanic White alone.

There were 3,978 respondents that were classified as American Indian or Alaska Native, and 2,726 of them identified at least one perpetrator. These 2,726 respondents identified a total of 9,651 perpetrators. Out of these 9,651 perpetrators, 3,027 were interracial and 4,583 were intra-racial (2,041 had missing data). There were 13,696 respondents that were classified as non-Hispanic White alone, and 9,270 of them identified at least one perpetrator. These 9,270 respondents identified a total of 32,453 perpetrators. Out of these 32,453 perpetrators, 4,080 were interracial and 22,041 were intra-racial (6,332 had missing data).

**Table 26.10. Perpetrator Race**
**(Unweighted Frequencies)**

| | Perpetrator is Interracial | | Perpetrator is Intra-racial | | |
|---|---|---|---|---|---|
| **Respondent Race** | N | % | N | % | **Total** |
| American Indian or Alaska Native | 3,027 | 39.8% | 4,583 | 60.2% | **7,610** |
| Non-Hispanic White alone | 4,080 | 15.6% | 22,041 | 84.4% | **26,121** |

*Note: For American Indian and Alaska Native respondents, data are missing for 2,041 perpetrators.*
*For non-Hispanic White alone respondents, data are missing for 6,332 perpetrators.*

The "RACE.SPS" syntax file creates all perpetrator-level variables (P_WHITE to P_OTHER, P_NHWA, and INTERRACIAL. This syntax file is included in the "FINAL ANALYSIS\RACE" folder. Data are saved in the "RACE.SAV" data file (51,535 observations and 14 variables).

| | | | |
|---|---|---|---|
| PERP RACE RECODES | 9/26/2014 1:24 PM | Microsoft Excel Worksheet | 123 KB |
| RACE | 6/24/2015 12:28 PM | SPSS Statistics Data Document | 2,061 KB |
| RACE | 6/24/2015 12:27 PM | SPSS Statistics Syntax File | 15 KB |

## D. COMPUTING CORE MEASURES OF VICTIMIZATION

The logic for computing core measures of victimization is similar to the logic shown in Chapter 19, where core measures of victimization were computed using the respondent-level data. However, for the final analysis, the core measures of victimization were first computed using the perpetrator-level data. In other words, we began by using the perpetrator-level data to compute measures of perpetration. This was necessary to determine if any of the perpetrators for a specific type of victimization were interracial or intra-racial. It was also necessary to examine the impact of physical violence by intimate partners, stalking, and sexual violence (see Section L).

The following table identifies all of the indicators included in each measure of victimization (for both lifetime and past year measures). Note that in Chapter 19, the control of reproductive or sexual health was not included as a measure of psychological aggression. It was instead included separately. In this

This document is a research report submitted to the U.S. Department of Justice. This report has not been published by the Department. Opinions or points of view expressed are those of the author(s) and do not necessarily reflect the official position or policies of the U.S. Department of Justice.

Chapter, the control of reproductive or sexual health is included as a measure of psychological aggression.

**Table 26.11. Indicators in Core Measures of Victimization**

| Core Measure | | Female Respondents | Male Respondents |
|---|---|---|---|
| SPS | Slapped, pushed or shoved | PV2 and PV3 | |
| SPV | Severe physical violence | PV4, PV5, PV6, PV7, PV9, PV10, PV11, and PV12 | |
| PV | Physical violence | SPS and SPV | |
| ST | Stalking | P_STALK | |
| CFP | Completed forced penetration | SV12, SV14, SV15, SV16, and SV17 | SV12, SV13, SV14, SV15, SV16, and SV17 |
| RVAF | Receive vaginal or anal by force | SV12, SV14, and SV17 | SV14 and SV17 |
| ROF | Receive oral by force | SV16 | |
| PVAF | Perform vaginal or anal by force | N/A | SV12 and SV13 |
| POF | Perform oral by force | SV15 | |
| CADFP | Completed alcohol or drug facilitated penetration | SV7, SV9, SV10, and SV11 | SV7, SV8, SV9, SV10, and SV11 |
| RVAI | Receive vaginal or anal by intoxication | SV7 and SV9 | SV9 |
| ROI | Receive oral by intoxication | SV11 | |
| PVAI | Perform vaginal or anal by intoxication | N/A | SV7 and SV8 |
| POI | Perform oral by intoxication | SV10 | |
| AFP | Attempted forced penetration | SV19 | SV18 and SV19 |
| SVP | Sexual violence with penetration | CFP, CADFP, and AFP | |
| SC | Sexual coercion | SV20, SV21, and SV22 | |
| USC | Unwanted sexual contact | SV5 and SV6 | |
| NCUSE | Non-contact unwanted sexual experiences | SV1, SV2, and SV3 | |
| OSV | Other sexual violence | SC, USC, and NCUSE | |
| SV | Sexual violence | SVP and OSV | |
| EA | Expressive aggression | PA1, PA2, PA3, PA4, and PA5 | |
| CC | Coercive control | CCE1, CCE2, CCE3, CCE4, CCE5, CCE6, CCE7, CCE8, CCE9, CCE10, CCE11, CCE12, and PV1 | |
| CRSH | Control of reproductive/sexual health | CCE13 and CCE14 | |
| PA | Psychological aggression | EA, CC, and CRSH | |
| VIO | Violence | PV, ST, SV, and PA | |

Lifetime measures of victimization were computed using the B variables (# of lifetime victimizations). If the perpetrator did not do any of the behaviors (i.e., all B variables equaled zero), the lifetime measure was then coded to zero (for "no"). If the perpetrator did any of the behaviors – either at least once (B > 0) or an unknown number of times (B = -8) – the lifetime measure was then coded to one (for "yes"). The lifetime measure was coded to -9, for "unknown," when any of the B variables equaled -9 and none of the B variables equaled -8 and none were greater than zero. The past year measures were computed using the same logic, with the H variables instead of the B variables. The perpetrator-level stalking variables were not computed using the B and H variables, because the stalking variables were already included in the perpetrator-level data (P_STALK99 and P_STALK12).

This document is a research report submitted to the U.S. Department of Justice. This report has not been published by the Department. Opinions or points of view expressed are those of the author(s) and do not necessarily reflect the official position or policies of the U.S. Department of Justice.

The following code shows how the lifetime measure for being slapped, pushed or shoved was computed using the perpetrator-level data for PV2 and PV3:

```
* COMPUTE SPS_99.
COMPUTE SPS_99=-8.
IF PV2B=-8 OR PV2B>0 OR PV3B=-8 OR PV3B>0 SPS_99=1.
IF PV2B=0 AND PV3B=0 SPS_99=0.
IF (PV2B=-9 OR PV3B=-9) AND NOT (PV2B=-8 OR PV2B>0 OR PV3B=-8 OR PV3B>0) SPS_99=-9.
VARIABLE LABEL SPS_99 'PERP DID SPS IN LIFETIME'.
VALUE LABELS SPS_99 0 'NO' 1 'YES' -9 'UNKNOWN'.
```

The same code can be used to calculate the past year measure for being slapped, pushed or shoved (SPS_12, instead of SPS_99), using PV2H and PV3H (instead of PV2B and PV3B).

Again, measures were coded to zero when all indicators equaled zero, were coded to one when at least one of the indicators equaled -8 or was greater than zero, and were coded to -9 when at least one of the indicators equaled -9 and none equaled -8 and none were greater than zero. When not applicable (see PVAF and PVAI for female respondents), measures were coded to -99.

After computing whether each perpetrator committed these different types of victimizations, new variables were computed to examine whether perpetrators were interracial. For each measure of victimization (SPS_99 to VIO_12), new variables were created (SPS99_INTER to VIO12_INTER). If a perpetrator did a particular behavior, then the "_INTER" variable for that behavior was coded to equal INTERRACIAL. On the other hand, if a perpetrator did not do a particular behavior, then the "_INTER" variable for that behavior was coded as -7 (for "not applicable"). Following the example above for SPS_99, a new variable "SPS99_INTER" was created. If SPS_99 equaled 1, SPS99_INTER was coded to equal INTERRACIAL. Otherwise, SPS99_INTER was coded as -7.

Using a similar logic, new variables were also computed to examine whether perpetrators were intra-racial. For each measure of victimization (SPS_99 to VIO_12), new variables were created (SPS99_INTRA to VIO12_INTRA). If perpetrator did a particular behavior, then the "_INTRA" variable for that behavior was coded to equal INTERRACIAL. Values were then recoded from 0 to 1 and from 1 to 0 (so that interracial data became intra-racial data). As before, if a perpetrator did not do a particular behavior, then the "_INTRA" variable for that behavior was coded as -7 (for "not applicable"). Following the example above for SPS_99, a new variable "SPS99_INTRA" was created. If SPS_99 equaled 1, SPS99_INTRA was coded to equal INTERRACIAL, but values were recoded from 0 to 1 and from 1 to 0. Otherwise, SPS99_INTRA was coded as -7.

To summarize, the perpetrator-level data were used to compute 26 core measures of victimization (see table above). For each core measure of victimization, lifetime and past year measures were computed (for a total of 52 measures). For each of the 52 measures, one variable was computed to determine if the perpetrator was interracial and another variable was computed to determine if the perpetrator was intra-racial. These variables are saved in the "FINAL PLEVEL COMPOSITES.SAV" data file (with 51,535 observations and 609 variables).

These perpetrator-level data were then aggregated, to create a respondent-level data file. In the new respondent-level data file, the victimization data indicate whether any perpetrators victimized the respondent. More specifically, for each type of victimization (SPS_99 to VIO_12), data were aggregated to one (for "yes") if any of the perpetrator-level data were coded as one. Data were aggregated to zero (for "no") if all of the perpetrator-level data were coded as zero. Finally, data were aggregated to -9 (for

This document is a research report submitted to the U.S. Department of Justice. This report has not been published by the Department. Opinions or points of view expressed are those of the author(s) and do not necessarily reflect the official position or policies of the U.S. Department of Justice.

"unknown") if any of the perpetrator-level data were coded as -9 and none were coded as one. The aggregated data were saved in the P_SPS99 to P_VIO12 variables. When data were not applicable (see PVAF and PVAI for female respondents), data were aggregated to -99.

The interracial data were aggregated to indicate whether any of the perpetrators were interracial. It is important to note that the interracial data were not aggregated from all perpetrators. Instead, the interracial data for a particular type of victimization were aggregated only from the perpetrators who were identified for that type of victimization. In other words, the aggregated value for SPS99_INTER indicates whether any of the SPS_99 perpetrators were interracial. Data were aggregated to one (for "yes") if any of the perpetrator-level data were coded as one (i.e., when at least one of the perpetrators was interracial). Data were aggregated to zero (for "no") when all of the perpetrator-level data were coded as zero (i.e., when none of the perpetrators were interracial). Finally, data were aggregated to -9 (for "unknown") when any of the perpetrator-level data were coded as -9 and none were coded as one. A similar strategy was used to aggregate the intra-racial data. Data were aggregated to one (for "yes") if any of the perpetrator-level data were coded as one (i.e., when at least one of the perpetrators was intra-racial). Data were aggregated to zero (for "no") when all of the perpetrator-level data were coded as zero (i.e., when none of the perpetrators were intra-racial). Finally, data were aggregated to -9 (for "unknown") when any of the perpetrator-level data were coded as -9 and none were coded as one. There are two instances when data are not applicable. First, if a respondent did not experience a particular type of victimization, then there are no perpetrators for that type of victimization. In those cases, the interracial and intra-racial data were coded to -7. Second, data about interracial and intra-racial perpetrators were only computed for respondents who identified themselves as American Indian or Alaska Native, or as non-Hispanic White alone. For all others, the interracial and intra-racial data were coded to -8.

To summarize, data were aggregated to the respondent-level. The perpetrator-level data in SPS_99 to VIO_12 were used to create the P_SPS99 to P_VIO12 variables in the respondent-level data. The respondent-level data were coded to one if any of the perpetrator-level data were coded as one, to zero if all of the perpetrator-level data were coded as zero, and to -9 if any of the perpetrator-level data were coded as -9 and none were coded as one. The perpetrator-level data in SPS99_INTER to VIO12_INTER were used to create the SPS99_INTER to VIO12_INTER variables in the respondent-level data. Similarly, the perpetrator-level data in SPS99_INTRA to VIO12_INTRA were used to create the SPS99_INTRA to VIO12_INTRA variables in the respondent-level data. For all of these, the respondent-level data were coded to one if any of the perpetrator-level data were coded as one, to zero when all of the perpetrator-level data were coded as zero, and to -9 when any of the perpetrator-level data were coded as -9 and none were coded as one. Interracial and intra-racial data were recoded to -7 when respondents were not victimized and to -8 when respondents were not in the American Indian or Alaska Native sample or the non-Hispanic White alone sample.

These new variables were then added to the "FINAL RLEVEL NISVS.SAV" data file. When adding the aggregated data to the final respondent-level data file (i.e., when moving the perpetrator-level data to the respondent-level data), important recodes are necessary. These recodes are necessary for the aggregated perpetrator-level data to replicate the respondent-level data. When merging the aggregated perpetrator-level data to the respondent-level data, analysts will need to recode data to account for the differences between the respondent-level data file and the perpetrator-level data file. There are times when the perpetrator-level data file will show that a respondent was not victimized, but the respondent-level data file will show that this respondent was victimized. This happens when respondents indicated being victimized in the respondent-level questions, but provided no perpetrator-

This document is a research report submitted to the U.S. Department of Justice. This report has not been published by the Department. Opinions or points of view expressed are those of the author(s) and do not necessarily reflect the official position or policies of the U.S. Department of Justice.

level data. In other cases, the perpetrator-level data file will show that a respondent was not victimized, but the respondent-level data file will show that a respondent's victimization status is unknown. This happens when a respondent was victimized in the lifetime by 15 or more perpetrators but was not victimized in the past year by any of the 15 perpetrators whose initials were recorded. That respondent may have been victimized in the past year by other perpetrators whose initials were not recorded.

After merging the aggregated perpetrator-level data to the respondent-level data, five recodes are necessary. First, system missing values in the interracial and intra-racial variables were recoded to -7. In these cases, the respondent was not victimized (according to the perpetrator-level data that were just aggregated). Second, system missing values in the lifetime victimization data were recoded to zero when all N99 variables equaled 0 (i.e., when the respondent was not victimized) or to -9 when at least one of the N99 variables did not equal zero (e.g., when data in the N99 variables are missing). Third, system missing values in the past year victimization data were recoded to zero when all N12 variables equaled 0 (i.e., when the respondent was not victimized) or to -9 when at least one of the N12 variables did not equal zero (e.g., when data in the N12 variables are missing). Fourth, the lifetime and past year victimization data were recoded from 0 to -9 when any of the N99 variables equaled 15 or -9. In these cases, the perpetrator-level data indicated that the respondent was not victimized. However, the perpetrator-level data were incomplete (i.e., perpetrator initials were missing – the respondent did not provide all initials or only the first 15 initials were recorded). In case any of the missing perpetrators victimized the respondent (and to be consistent with the respondent-level data), the aggregated perpetrator-level data were recoded from 0 to -9. In other words, the aggregated perpetrator-level data incorrectly classified these respondents as non-victims. Finally, the past year victimization data were recoded to 1 when any of the F variables equaled 1 and their corresponding N12 variable equaled -9. The past year interracial and intra-racial data were then recoded from -7 to -9. In these cases, the respondent was victimized, but that information was not included in the perpetrator-level data file.

To summarize, computing core measures of victimization was a three step process. First, measures were computed using the perpetrator-level data file. Second, the perpetrator-level measures were aggregated to the respondent-level. Third, the aggregated measures were recoded. The rules used at each step were detailed above and are summarized below:

(1) New measures were computed using the perpetrator-level data file.
    a. Lifetime victimization measures were computed using the B variables while past year measures were computed using the H variables.
        i. If all variables equaled zero, the measure was coded to zero.
        ii. If any of the variables equaled -8 or were greater than zero, the measure was coded to one.
        iii. If any of the variables equaled -9 and none equaled -8 and none were greater than zero, the measure was coded to -9.
        iv. If the measure was not applicable, it was coded -99.
    b. For each victimization measure, new variables were created to indicate whether perpetrators were interracial.
        i. If the victimization measure equaled one, the interracial variable was coded to equal INTERRACIAL.
        ii. If the victimization measure did not equal one, the interracial variable was coded to -7.
    c. For each victimization measure, new variables were created to indicate whether perpetrators were intra-racial.

This document is a research report submitted to the U.S. Department of Justice. This report has not been published by the Department. Opinions or points of view expressed are those of the author(s) and do not necessarily reflect the official position or policies of the U.S. Department of Justice.

i. If the victimization measure equaled one, the intra-racial variable was coded to equal INTERRACIAL. Values were then recoded from 0 to 1 and from 1 to 0.
ii. If the victimization measure did not equal one, the intra-racial variable was coded to -7.

(2) Perpetrator measures were aggregated to the respondent-level.
   a. The perpetrator-level victimization measures were aggregated to:
      i. One, if any of the perpetrator-level measures equaled one.
      ii. Zero, if all of the perpetrator-level measures equaled zero.
      iii. -9, if any of the perpetrator-level measures equaled -9 and none equaled one.
      iv. -99, if the victimization measure was not applicable.
   b. The perpetrator-level interracial and intra-racial variables were aggregated to:
      i. One, if any of the perpetrator-level variables equaled one.
      ii. Zero, if all of the perpetrator-level variables equaled zero.
      iii. -9, if any of the perpetrator-level variables equaled -9 and none equaled one.
      iv. -7, if there were no perpetrators for this victimization measure.
      v. -8, if the respondent was not American Indian or Alaska Native and was not non-Hispanic White alone.
   c. The aggregated variables were then added to the final respondent-level data file.

(3) The aggregated measures were recoded.
   a. System missing values in the interracial and intra-racial variables were recoded to -7.
   b. System missing values in the lifetime victimization variables were recoded to 0 when all N99 variables equaled 0, and to -9 otherwise.
   c. System missing values in the past year victimization variables were recoded to 0 when all N12 variables equaled 0, and to -9 otherwise.
   d. The lifetime and past year victimization data were recoded from 0 to -9 when any of the N99 variables equaled 15 or -9.
   e. The past year victimization data were recoded to 1 when any of the F variables equaled 1 and their corresponding N12 variable equaled -9. In these cases, the past year interracial and intra-racial data were then recoded from -7 to -9.

The "FINAL COMPOSITES.SPS" syntax file includes all of the code necessary to compute measures using the perpetrator-level data, to aggregate the perpetrator-level measures to the respondent-level, and to recode the aggregated measures. This syntax file creates two data files – the "FINAL PLEVEL COMPOSITES.SAV" data file with 51,535 observations and 609 variables and the "FINAL RLEVEL COMPOSITES.SAV" data file with 21,378 observations and 652 variables. These files are all included in the "FINAL ANALYSIS\COMPOSITES" folder:

| | | | |
|---|---|---|---|
| FINAL PLEVEL COMPOSITES | 6/11/2015 1:37 PM | SPSS Statistics Data Document | 44,960 KB |
| FINAL RLEVEL COMPOSITES | 6/11/2015 1:37 PM | SPSS Statistics Data Document | 15,829 KB |
| FINALCOMPOSITES | 6/11/2015 1:34 PM | SPSS Statistics Syntax File | 121 KB |

## E. DATA ANALYSIS

All estimates were computed using the sample of respondents that completed the survey through at least the psychological aggression section. In other words, estimates were computed using the WTGENPA and WTAIANPA weights (rather than the WTGENSV and WTAIANSV weights).

This document is a research report submitted to the U.S. Department of Justice. This report has not been published by the Department. Opinions or points of view expressed are those of the author(s) and do not necessarily reflect the official position or policies of the U.S. Department of Justice.

All NIJ estimates were produced in SAS 9.3 (SAS/STAT 12.1), using the SURVEYMEANS procedure, with the following specifications:

```
PROCSURVEYMEANS DATA=*** NOMCAR; STRATA ***; DOMAIN ***; VAR ***;
WEIGHT ***; RUN;
```

Estimates for American Indian and Alaska Native women and men were computed from the combined American Indian and Alaska Native sample (i.e., R_AIAN = 1) using the AIANSTRAT strata and the WTAIANPA weights. Estimates for non-Hispanic White alone women and men were computed from the full general population sample (i.e., SAMPLE = 1) while specifying non-Hispanic White alone (R_NHWA) as a domain, using the GENSTRAT strata and the WTGENPA weights. Estimates include the percentage and number of women and men who have experienced violence. The estimated numbers of American Indian and Alaska Native victims are based on the total population of women and men in the 2010 US Census who identified themselves as American Indian or Alaska Native, alone or in combination with another race (N = 1,837,171 women and 1,732,184 men).

The default Taylor series method was used to estimate the standard error of each estimate. No finite population corrections were used (sampling fractions are very small). All estimates were produced assuming that item non-response was not missing completely at random.

Statistically significant differences across racial and ethnic groups were examined with risk ratios (or relative risk). The relative risk is simply the percentage in the American Indian and Alaska Native sample divided by the percentage in the non-Hispanic White alone sample.

The “FINAL ESTIMATES.SPS” syntax file extracts all of the variables that are necessary to compute the final estimates from the “FINAL RLEVEL COMPOSITES.SAV” data file. Missing data were recoded to system missing. Data were then saved in the “FINAL RLEVEL DATA.SAV” data file (with 21,378 observations and 232 variables). The “FINAL ESTIMATES.SAS” system file then produces all of the victimization estimates. Results are saved in the “FINAL ESTIMATES.PDF” file. All files are included in the “FINAL ANALYSIS\ESTIMATES” folder:

| | | | |
|---|---|---|---|
| FINAL ESTIMATES | 6/25/2015 8:50 AM | Adobe Acrobat Document | 1,230 KB |
| finalnisvs | 6/25/2015 8:49 AM | SAS Data Set | 42,801 KB |
| FINAL ESTIMATES | 6/24/2015 1:28 PM | SAS System Program | 29 KB |
| FINAL RLEVEL DATA | 6/16/2015 9:46 AM | SPSS Statistics Data Document | 5,655 KB |
| FINAL ESTIMATES | 6/16/2015 9:46 AM | SPSS Statistics Syntax File | 4 KB |

## F. IMPORTANT LIMITATIONS FOR ALL ESTIMATES

The victimization estimates in this report have important limitations. All victimization estimates, including ones derived from the NISVS data are impacted by recall errors and by the continuing stigma associated with disclosing experiences of victimization. The NISVS surveys were only administered by phone and were only administered in English (for respondents in the American Indian and Alaska Native oversample) or in English and Spanish (for respondents in the general population sample). Men and women who only spoke other languages (including indigenous languages) were excluded. In addition, people were excluded if they did not have access to a phone. To be included in the American Indian and Alaska Native oversample, respondents were required to have a landline telephone. To be included in

This document is a research report submitted to the U.S. Department of Justice. This report has not been published by the Department. Opinions or points of view expressed are those of the author(s) and do not necessarily reflect the official position or policies of the U.S. Department of Justice.

the general population sample, respondents were required to have either a landline telephone or a cell phone. People were also excluded if they did not live in a private residence. For example, people were excluded if they currently lived in shelters, hotels, dorms, jails, or on the streets.

The estimates provide information about the number of people who have experienced victimizations in their lifetime and in the past year. They do not provide information about the number victimizations. More specifically, they do not provide information about how often people were victimized or how many different types of victimizations they experienced. In addition, not all forms of victimization were measured. For example, measures of attempted forced penetration do not include penetration by fingers or objects (whereas penetration by fingers or objects is included in measures of completed penetration).

Because these limitations may have differential impacts across racial/ethnic groups, comparisons of estimates across racial/ethnic groups may be invalid. For example, comparisons across racial/ethnic groups are compromised if the stigma associated with disclosing experiences of victimization is greater in one racial/ethnic group than in another. Comparisons across different types of victimization experiences are similarly compromised if the stigma associated with disclosing some experiences is greater than for other experiences. Many of the differences across racial/ethnic group are not statistically significant. High margins of error (particularly in the American Indian and Alaska Native sample) make it difficult to find statistically significant differences across racial/ethnic groups. Confidence intervals for all estimates are provided in Section M for readers to gauge the precision of each estimate.

## G. SEXUAL VIOLENCE

Sexual violence includes sexual violence with penetration and other sexual violence. Sexual violence with penetration includes completed forced penetration, completed alcohol or drug facilitated penetration, and attempted forced penetration. Other sexual violence includes sexual coercion, unwanted sexual contact, and non-contact unwanted sexual experiences.

**Figure 26.1. Measures of Sexual Violence**

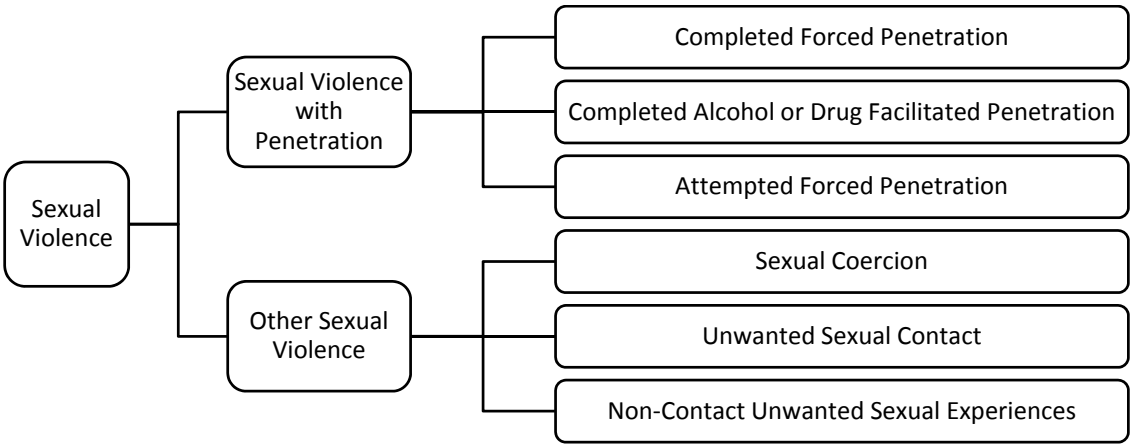


This document is a research report submitted to the U.S. Department of Justice. This report has not been published by the Department. Opinions or points of view expressed are those of the author(s) and do not necessarily reflect the official position or policies of the U.S. Department of Justice.

Completed forced penetration includes being made to receive vaginal or anal sex, being made to receive oral sex, being made to perform oral sex, and (for men only) being made to perform vaginal or anal sex.

- Being made to receive vaginal or anal sex includes instances when perpetrators used physical force or threats of physical harm to put their penis, their fingers, or objects in the victim's vagina (for women) or anus (for both women and men).
- Being made to receive oral sex includes instances when perpetrators used physical force or threats of physical harm to put their mouth on the victim's penis (for men), vagina (for women), or anus (for both men and women).
- Being made to perform oral sex includes instances when perpetrators used physical force or threats of physical harm to make the victim put his or her mouth on the perpetrator's penis, vagina, or anus.
- Being made to perform vaginal or anal sex includes instances when a perpetrator used physical force of threats of physical harm to make a male victim put his penis into the perpetrator's vagina or anus.

Completed alcohol or drug facilitated penetration includes the same four types of penetration (being made to receive vaginal or anal sex, being made to receive oral sex, being made to perform oral sex, and being made to perform vaginal or anal sex). In these instances, instead of using force or threats of physical harm, perpetrators used victims who were unable to consent because they were drunk, high, drugged, or passed out.

Attempted forced penetration includes instances when perpetrators tried to have vaginal, oral, or anal sex with a victim, but sex did not happen. Attempted forced penetration also includes instances when female perpetrators tried to make a male victim perform vaginal sex, but sex did not happen.

Sexual coercion includes instances when perpetrators pressured the victim to have vaginal, oral, or anal sex. Perpetrators used pressure by telling lies, making promises about the future they knew were untrue, threatening to end relationships, threatening to spread rumors, repeatedly asking for sex, showing they were unhappy, or using influence or authority (such as that of a boss or teacher).

Unwanted sexual contact includes instances when perpetrators kissed a victim in a sexual way or fondled or grabbed a victim's sexual body parts when the victim didn't want these things to happen.

Non-contact unwanted sexual experiences includes instances when perpetrators exposed their sexual body parts to a victim, flashed a victim, masturbated in front of a victim, made a victim show his or her sexual body parts, or made a victim look at or participate in sexual photos or movies (all when the victim didn't want these things to happen).

*Differences between NIJ and CDC Measures of Sexual Violence*

The NIJ measures of sexual violence are different than the CDC measures. The NIJ measures of sexual violence do not include being harassed in a public place (CDC included being harassed in a public place as an indicator of non-contact unwanted sexual experiences). In addition, the NIJ measures of sexual violence are mutually exclusive, while the CDC measures are not. Under the CDC plan, being penetrated is a form of rape while being made to penetrate is a form of other sexual violence. Unfortunately, the NISVS survey includes questions that simultaneously measure being penetrated and being made to penetrate. It is not possible to split being penetrated (a form or rape) from being made to penetrate (a form of other sexual violence), even when considering different combinations of respondents and

This document is a research report submitted to the U.S. Department of Justice. This report has not been published by the Department. Opinions or points of view expressed are those of the author(s) and do not necessarily reflect the official position or policies of the U.S. Department of Justice.

perpetrators by gender. As a result, the CDC estimates for rape include instances of other sexual violence and the estimates for other sexual violence include instances of rape (for additional details, see Chapter 19). The NIJ measures include being penetrated and being made to penetrate as forms of forced penetration.

*Estimates of Sexual Violence*

Lifetime estimates for the prevalence of sexual violence against women are presented in the following table. More than one in two American Indian and Alaska Native women (56.1%) have experienced sexual violence in their lifetime.

**Table 26.12. Weighted Estimates of Lifetime Sexual Violence Against Women**

| Lifetime Sexual Violence Against Women | American Indian or Alaska Native | Non-Hispanic White Alone | Relative Risk |
|---|---|---|---|
| **Sexual Violence with Penetration** | **35.0%** | **20.1%** | **1.7** |
| Completed Forced Penetration | 29.5% | 13.6% | 2.2 |
| Completed Alcohol or Drug Facilitated Penetration | 16.7% | 9.0% | NS |
| Attempted Forced Penetration | 12.2% | 5.3% | 2.3 |
| **Other Sexual Violence** | **52.1%** | **46.8%** | **NS** |
| Sexual Coercion | 24.5% | 13.7% | 1.8 |
| Unwanted Sexual Contact | 42.5% | 30.5% | 1.4 |
| Non-Contact Unwanted Sexual Experiences | 38.4% | 31.0% | NS |
| **All Sexual Violence** | **56.1%** | **49.7%** | **NS** |

*Note: NS, percentages across racial and ethnic groups are not significantly different ($p > 0.05$).*

More than one in three (35.0%) have experienced sexual violence with penetration:

- 29.5% have experienced completed forced penetration.
- 16.7% have experienced completed alcohol or drug facilitated penetration.
- 12.2% have experienced attempted forced penetration.

More than one in two (52.1%) have experienced other sexual violence:

- 24.5% have experienced sexual coercion.
- 42.5% have experienced unwanted sexual contact.
- 38.4% have experienced non-contact unwanted sexual experience.

Overall, more than one million American Indian and Alaska Native women have experienced sexual violence in their lifetime.

Relative to non-Hispanic White women, American Indian and Alaska Native women are:

- 1.7 times more likely to have experienced sexual violence with penetration ($p < 0.05$).
- 2.2 times more likely to have experienced completed forced penetration ($p < 0.05$).
- 2.3 times more likely to have experienced attempted forced penetration ($p < 0.05$).
- 1.8 times more likely to have experienced sexual coercion ($p < 0.05$).
- 1.4 times more likely to have experienced unwanted sexual contact ($p < 0.05$).

Other differences are not statistically significant ($p > 0.05$).

This document is a research report submitted to the U.S. Department of Justice. This report has not been published by the Department. Opinions or points of view expressed are those of the author(s) and do not necessarily reflect the official position or policies of the U.S. Department of Justice.

Lifetime estimates for the prevalence of sexual violence against men are presented in the following table. More than one in four American Indian and Alaska Native men (27.5%) have experienced sexual violence in their lifetime.

More than one in 10 (10.8%) have experienced sexual violence with penetration:

- 2.7% have experienced completed forced penetration.
- 7.9% have experienced completed alcohol or drug facilitated penetration.
- 2.4% have experienced attempted forced penetration.

More than one in five (23.8%) have experienced other sexual violence:

- 10.1% have experienced sexual coercion.
- 13.0% have experienced unwanted sexual contact.
- 11.8% have experienced non-contact unwanted sexual experiences.

**Table 26.13. Weighted Estimates of Lifetime Sexual Violence Against Men**

| Lifetime Sexual Violence Against Men | American Indian or Alaska Native | Non-Hispanic White Alone | Relative Risk |
|---|---|---|---|
| **Sexual Violence with Penetration** | **10.8%** | **5.1%** | **NS** |
| Completed Forced Penetration | 2.7% | 1.6% | NS |
| Completed Alcohol or Drug Facilitated Penetration | 7.9% | 3.7% | NS |
| Attempted Forced Penetration | 2.4% | 1.2% | NS |
| **Other Sexual Violence** | **23.8%** | **19.6%** | **NS** |
| Sexual Coercion | 10.1% | 5.4% | NS |
| Unwanted Sexual Contact | 13.0% | 12.3% | NS |
| Non-Contact Unwanted Sexual Experiences | 11.8% | 9.7% | NS |
| **All Sexual Violence** | **27.5%** | **20.9%** | **NS** |

*Note: NS, percentages across racial and ethnic groups are not significantly different ($p > 0.05$).*

Overall, more than 475,000 American Indian and Alaska Native men have experienced sexual violence in their lifetime. Differences across racial and ethnic groups are not statistically significant ($p > 0.05$).

Past year estimates for the prevalence of sexual violence against women are presented in the following table. More than one in seven American Indian and Alaska Native women (14.4%) have experienced sexual violence in the past year.

More than one in 22 (4.6%) have experienced sexual violence with penetration:

- 3.6% have experienced completed forced penetration.
- 3.3% have experienced completed alcohol or drug facilitated penetration.
- 2.8% have experienced attempted forced penetration.

More than one in eight (13.5%) have experienced other sexual violence:

- 7.2% have experienced sexual coercion.
- 7.3% have experienced unwanted sexual contact.
- 5.0% have experienced non-contact unwanted sexual experiences.

Overall, more than 260,000 American Indian and Alaska Native women have experienced sexual violence in the past year. Differences across racial and ethnic groups are not statistically significant ($p > 0.05$).

This document is a research report submitted to the U.S. Department of Justice. This report has not been published by the Department. Opinions or points of view expressed are those of the author(s) and do not necessarily reflect the official position or policies of the U.S. Department of Justice.

**Table 26.14. Weighted Estimates of Past Year Sexual Violence Against Women**

| Past Year Sexual Violence Against Women | American Indian or Alaska Native | Non-Hispanic White Alone | Relative Risk |
|---|---|---|---|
| **Sexual Violence with Penetration** | **4.6%** | **1.2%** | **NS** |
| Completed Forced Penetration | 3.6% | 0.5% | NS |
| Completed Alcohol or Drug Facilitated Penetration | 3.3% | 0.8% | NS |
| Attempted Forced Penetration | 2.8% | 0.3% | NS |
| **Other Sexual Violence** | **13.5%** | **4.9%** | **NS** |
| Sexual Coercion | 7.2% | 1.6% | NS |
| Unwanted Sexual Contact | 7.3% | 2.5% | NS |
| Non-Contact Unwanted Sexual Experiences | 5.0% | 1.7% | NS |
| **All Sexual Violence** | **14.4%** | **5.4%** | **NS** |

*Note: NS, percentages across racial and ethnic groups are not significantly different (p > 0.05).*

Past year estimates for the prevalence of sexual violence against men are presented in the following table. More than one in 11 American Indian and Alaska Native men (9.9%) have experienced sexual violence in the past year.

More than one in 44 (2.3%) have experienced sexual violence with penetration:

- 0.4% have experienced completed forced penetration.
- 2.0% have experienced completed alcohol or drug facilitated penetration.
- Less than 0.1% have experienced attempted forced penetration.

More than one in 13 (7.9%) have experienced other sexual violence:

- 4.5% have experienced sexual coercion.
- 3.1% have experienced unwanted sexual contact.
- 3.2% have experienced non-contact unwanted sexual experiences.

**Table 26.15. Weighted Estimates of Past Year Sexual Violence Against Men**

| Past Year Sexual Violence Against Men | American Indian or Alaska Native | Non-Hispanic White Alone | Relative Risk |
|---|---|---|---|
| **Sexual Violence with Penetration** | **2.3%** | **0.8%** | **NS** |
| Completed Forced Penetration | 0.4% | 0.1% | NS |
| Completed Alcohol or Drug Facilitated Penetration | 2.0% | 0.5% | NS |
| Attempted Forced Penetration | <0.1% | 0.2% | 0.1 |
| **Other Sexual Violence** | **7.9%** | **3.5%** | **NS** |
| Sexual Coercion | 4.5% | 0.9% | NS |
| Unwanted Sexual Contact | 3.1% | 1.8% | NS |
| Non-Contact Unwanted Sexual Experiences | 3.2% | 1.7% | NS |
| **All Sexual Violence** | **9.9%** | **3.8%** | **NS** |

*Note: NS, percentages across racial and ethnic groups are not significantly different (p > 0.05).*

Overall, more than 170,000 American Indian and Alaska Native men have experienced sexual violence in the past year. Only one difference across racial and ethnic groups is statistically significant. American

This document is a research report submitted to the U.S. Department of Justice. This report has not been published by the Department. Opinions or points of view expressed are those of the author(s) and do not necessarily reflect the official position or policies of the U.S. Department of Justice.

Indian and Alaska Native men are significantly less likely to experience an attempted forced penetration in the past year than non-Hispanic White men ($p < 0.05$).

The following four tables provide additional details on completed forced penetration and completed alcohol or drug facilitated penetration for both women and men (these additional details are not included in the final report).

**Table 26.16. Weighted Estimates of Completed Forced Penetration Against Women**

| Completed Forced Penetration Against Women | American Indian or Alaska Native | Non-Hispanic White Alone | Relative Risk |
|---|---|---|---|
| **Lifetime Estimate** | **29.5%** | **13.6%** | **2.2** |
| Made to receive vaginal or anal sex | 28.7% | 13.0% | 2.2 |
| Made to receive oral sex | 4.8% | 2.5% | NS |
| Made to perform oral sex | 7.9% | 4.0% | NS |
| **Past Year Estimate** | **3.6%** | **0.5%** | **NS** |
| Made to receive vaginal or anal sex | 3.6% | 0.5% | NS |
| Made to receive oral sex | <0.1% | <0.1% | NS |
| Made to perform oral sex | 0.8% | <0.1% | NS |

*Note: N/A, not applicable. NS, percentages across racial and ethnic groups are not significantly different ($p > 0.05$).*

**Table 26.17. Weighted Estimates of Completed Forced Penetration Against Men**

| Completed Forced Penetration Against Men | American Indian or Alaska Native | Non-Hispanic White Alone | Relative Risk |
|---|---|---|---|
| **Lifetime Estimate** | **2.7%** | **1.6%** | **NS** |
| Made to receive vaginal or anal sex | 1.7% | 0.9% | NS |
| Made to receive oral sex | 0.8% | 0.5% | NS |
| Made to perform vaginal or anal sex | 1.6% | 0.7% | NS |
| Made to perform oral sex | 1.1% | 0.8% | NS |
| **Past Year Estimate** | **0.4%** | **0.1%** | **NS** |
| Made to receive vaginal or anal sex | <0.1% | 0.1% | NS |
| Made to receive oral sex | <0.1% | 0.1% | NS |
| Made to perform vaginal or anal sex | 0.4% | 0.1% | NS |
| Made to perform oral sex | <0.1% | <0.1% | NS |

*Note: NS, percentages across racial and ethnic groups are not significantly different ($p > 0.05$).*

This document is a research report submitted to the U.S. Department of Justice. This report has not been published by the Department. Opinions or points of view expressed are those of the author(s) and do not necessarily reflect the official position or policies of the U.S. Department of Justice.

**Table 26.18. Weighted Estimates of Completed Alcohol or Drug Facilitated Penetration Against Women**

| Completed Alcohol or Drug Facilitated Penetration Against Women | American Indian or Alaska Native | Non-Hispanic White Alone | Relative Risk |
|---|---|---|---|
| **Lifetime Estimate** | **16.7%** | **9.0%** | **NS** |
| Made to receive vaginal or anal sex | 15.4% | 7.9% | 2.0 |
| Made to receive oral sex | 3.0% | 2.1% | NS |
| Made to perform oral sex | 3.1% | 2.3% | NS |
| **Past Year Estimate** | **3.3%** | **0.8%** | **NS** |
| Made to receive vaginal or anal sex | 3.2% | 0.6% | NS |
| Made to receive oral sex | <0.1% | 0.3% | 0.0 |
| Made to perform oral sex | 0.7% | 0.1% | NS |

*Note: N/A, not applicable. NS, percentages across racial and ethnic groups are not significantly different (p > 0.05).*

**Table 26.19. Weighted Estimates of Completed Alcohol or Drug Facilitated Penetration Against Men**

| Completed Alcohol or Drug Facilitated Penetration Against Men | American Indian or Alaska Native | Non-Hispanic White Alone | Relative Risk |
|---|---|---|---|
| **Lifetime Estimate** | **7.9%** | **3.7%** | **NS** |
| Made to receive vaginal or anal sex | 0.4% | 0.8% | NS |
| Made to receive oral sex | 3.8% | 1.8% | NS |
| Made to perform vaginal or anal sex | 4.4% | 1.9% | NS |
| Made to perform oral sex | 1.3% | 0.9% | NS |
| **Past Year Estimate** | **2.0%** | **0.5%** | **NS** |
| Made to receive vaginal or anal sex | <0.1% | <0.1% | NS |
| Made to receive oral sex | 1.9% | 0.3% | NS |
| Made to perform vaginal or anal sex | 0.2% | 0.3% | NS |
| Made to perform oral sex | <0.1% | 0.1% | NS |

*Note: NS, percentages across racial and ethnic groups are not significantly different (p > 0.05).*

*Race and Ethnicity of Perpetrators*

The race/ethnicity of sexual violence perpetrators is shown in the following tables and graphs. These provide information about the percentage of American Indian and Alaska Native victims who have experienced sexual violence in their lifetime by a perpetrator who was American Indian or Alaska Native (intra-racial) and by a perpetrator who was not American Indian or Alaska Native (interracial). Similarly, they provide information about the percentage of non-Hispanic White alone victims who have experienced sexual violence in their lifetime by a perpetrator who was non-Hispanic White alone (intra-racial) and by a perpetrator who was not non-Hispanic White alone (interracial).

This document is a research report submitted to the U.S. Department of Justice. This report has not been published by the Department. Opinions or points of view expressed are those of the author(s) and do not necessarily reflect the official position or policies of the U.S. Department of Justice.

**Table 26.20. Weighted Estimates of Lifetime Interracial and Intra-Racial Sexual Violence**

| Gender of Victim | American Indian or Alaska Native | Non-Hispanic White Alone | Relative Risk |
|---|---|---|---|
| **Female Victims** | | | |
| % victimized by interracial perpetrator | 96.2% | 31.9% | 3.0 |
| % victimized by intra-racial perpetrator | 20.6% | 90.9% | 0.2 |
| **Male Victims** | | | |
| % victimized by interracial perpetrator | 88.6% | 27.3% | 3.2 |
| % victimized by intra-racial perpetrator | 29.3% | 90.6% | 0.3 |

*Note: Samples are restricted to victims.*

All differences across racial and ethnic groups are statistically significant ($p < 0.05$). American Indian and Alaska Native victims are significantly more likely to have experienced sexual violence by an interracial perpetrator:

- Female victims are 3.0 times as likely to have experienced sexual violence by an interracial perpetrator as non-Hispanic White female victims (96% versus 32%).
- Male victims are 3.3 times as likely to have experienced sexual violence by an interracial perpetrator as non-Hispanic White male victims (89% versus 27%).

Conversely, American Indian and Alaska Native victims are significantly less likely to have experienced sexual violence by an intra-racial perpetrator:

- Female victims are 0.2 times as likely to have experienced sexual violence by an intra-racial perpetrator as non-Hispanic White female victims (21% versus 91%).
- Male victims are 0.3 times as likely to have experienced sexual violence by an intra-racial perpetrator as non-Hispanic White male victims (29% versus 91%).

**Figure 26.2. Weighted Estimates of Lifetime Interracial Sexual Violence**

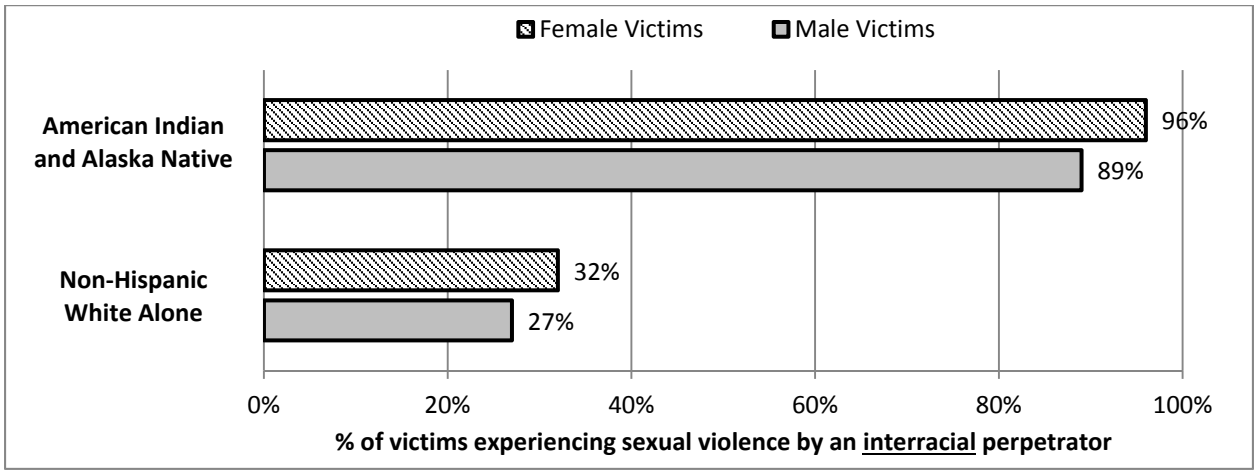


*Note: Samples are restricted to victims.*

This document is a research report submitted to the U.S. Department of Justice. This report has not been published by the Department. Opinions or points of view expressed are those of the author(s) and do not necessarily reflect the official position or policies of the U.S. Department of Justice.

**Figure 26.3. Weighted Estimates of Lifetime Intra-Racial Sexual Violence**

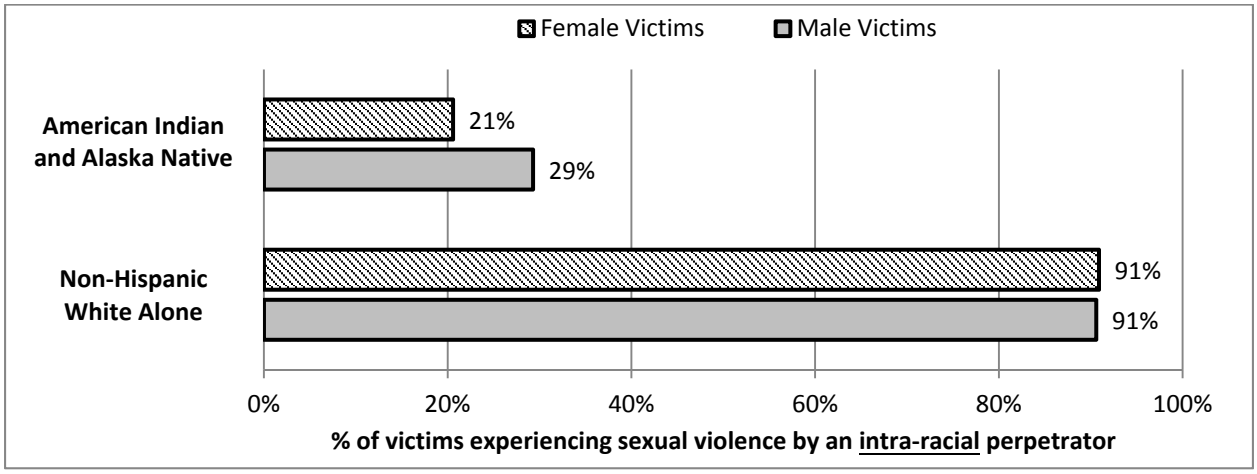


*Note: Samples are restricted to victims.*

The following eight tables provide additional details on interracial and intra-racial experiences of sexual violence for both women and men (these additional details are not included in the final report). Sample sizes are sometimes very small (particularly in the past year tables). Some of the results included in the following eight tables are rather meaningless due to these very small sample sizes and very large confidence intervals. Despite having very large confidence intervals, the differences across racial and ethnic groups are often large enough to be statistically significant. Details on confidence intervals are provided in Section M and in the "FINAL ESTIMATES.PDF" output file.

**Table 26.21. Weighted Estimates of Lifetime Interracial Sexual Violence Against Female Victims**

| Lifetime Interracial Sexual Violence Against Female Victims | American Indian or Alaska Native | Non-Hispanic White Alone | Relative Risk |
|---|---|---|---|
| **Sexual Violence with Penetration** | **89.5%** | **28.7%** | **3.1** |
| Completed Forced Penetration | 88.2% | 27.2% | 3.2 |
| Made to receive vaginal or anal sex | 89.6% | 26.4% | 3.4 |
| Made to receive oral sex | 72.1% | 23.6% | 3.1 |
| Made to perform oral sex | 91.8% | 18.6% | 4.9 |
| Completed Alcohol or Drug Facilitated Penetration | 87.3% | 23.3% | 3.7 |
| Made to receive vaginal or anal sex | 86.1% | 22.7% | 3.8 |
| Made to receive oral sex | 73.2% | 18.6% | 3.9 |
| Made to perform oral sex | 96.1% | 23.5% | 4.1 |
| Attempted Forced Penetration | 82.3% | 26.7% | 3.1 |
| **Other sexual violence** | **96.3%** | **29.0%** | **3.3** |
| Sexual Coercion | 88.1% | 18.6% | 4.7 |
| Unwanted Sexual Contact | 96.1% | 24.8% | 3.9 |
| Non-Contact Unwanted Sexual Experiences | 92.2% | 22.9% | 4.0 |
| **Any Sexual Violence** | **96.2%** | **31.9%** | **3.0** |

*Note: Samples are restricted to victims.*

This document is a research report submitted to the U.S. Department of Justice. This report has not been published by the Department. Opinions or points of view expressed are those of the author(s) and do not necessarily reflect the official position or policies of the U.S. Department of Justice.

**Table 26.22. Weighted Estimates of Lifetime Intra-Racial Sexual Violence Against Female Victims**

| Lifetime Intra-Racial Sexual Violence Against Female Victims | American Indian or Alaska Native | Non-Hispanic White Alone | Relative Risk |
|---|---|---|---|
| **Sexual Violence with Penetration** | **22.6%** | **83.3%** | **0.3** |
| Completed Forced Penetration | 14.4% | 81.0% | 0.2 |
| Made to receive vaginal or anal sex | 12.2% | 80.8% | 0.2 |
| Made to receive oral sex | 27.9% | 89.7% | 0.3 |
| Made to perform oral sex | 11.4% | 86.3% | 0.1 |
| Completed Alcohol or Drug Facilitated Penetration | 20.3% | 84.0% | 0.2 |
| Made to receive vaginal or anal sex | 20.5% | 82.3% | 0.2 |
| Made to receive oral sex | 37.3% | 84.3% | NS |
| Made to perform oral sex | 8.4% | 82.1% | 0.1 |
| Attempted Forced Penetration | 18.0% | 79.3% | 0.2 |
| **Other sexual violence** | **19.0%** | **91.1%** | **0.2** |
| Sexual Coercion | 23.7% | 87.7% | 0.3 |
| Unwanted Sexual Contact | 6.4% | 88.0% | 0.1 |
| Non-Contact Unwanted Sexual Experiences | 15.1% | 88.4% | 0.2 |
| **Any Sexual Violence** | **20.6%** | **90.9%** | **0.2** |

*Note: Samples are restricted to victims; NS, percentages across racial and ethnic groups are not significantly different (p > 0.05).*

**Table 26.23. Weighted Estimates of Lifetime Interracial Sexual Violence Against Male Victims**

| Lifetime Interracial Sexual Violence Against Male Victims | American Indian or Alaska Native | Non-Hispanic White Alone | Relative Risk |
|---|---|---|---|
| **Sexual Violence with Penetration** | **93.5%** | **23.5%** | **4.0** |
| Completed Forced Penetration | 87.5% | 17.0% | 5.2 |
| Made to receive vaginal or anal sex | 78.3% | 20.3% | 3.9 |
| Made to receive oral sex | 98.8% | 25.4% | 3.9 |
| Made to perform vaginal or anal sex | 98.9% | 21.1% | 4.7 |
| Made to perform oral sex | 98.4% | 9.6% | 10.3 |
| Completed Alcohol or Drug Facilitated Penetration | 92.2% | 23.5% | 3.9 |
| Made to receive vaginal or anal sex | 96.9% | 16.2% | 6.0 |
| Made to receive oral sex | 95.3% | 22.3% | 4.3 |
| Made to perform vaginal or anal sex | 87.4% | 21.7% | 4.0 |
| Made to perform oral sex | 96.4% | 11.1% | 8.7 |
| Attempted Forced Penetration | 87.6% | 23.4% | 3.7 |
| **Other Sexual Violence** | **86.8%** | **26.0%** | **3.3** |
| Sexual Coercion | 84.1% | 22.4% | 3.8 |
| Unwanted Sexual Contact | 93.8% | 21.2% | 4.4 |
| Non-Contact Unwanted Sexual Experiences | 91.1% | 24.0% | 3.8 |
| **Any Sexual Violence** | **88.6%** | **27.3%** | **3.2** |

*Note: Samples are restricted to victims.*

This document is a research report submitted to the U.S. Department of Justice. This report has not been published by the Department. Opinions or points of view expressed are those of the author(s) and do not necessarily reflect the official position or policies of the U.S. Department of Justice.

**Table 26.24. Weighted Estimates of Lifetime Intra-Racial Sexual Violence Against Male Victims**

| Lifetime Intra-Racial Sexual Violence Against Male Victims | American Indian or Alaska Native | Non-Hispanic White Alone | Relative Risk |
|---|---|---|---|
| **Sexual Violence with Penetration** | **9.4%** | **85.5%** | **0.1** |
| Completed Forced Penetration | 13.2% | 85.1% | 0.2 |
| Made to receive vaginal or anal sex | 22.0% | 83.0% | 0.3 |
| Made to receive oral sex | 2.1% | 75.8% | 0.0 |
| Made to perform vaginal or anal sex | 1.6% | 78.9% | 0.0 |
| Made to perform oral sex | 2.2% | 93.0% | 0.0 |
| Completed Alcohol or Drug Facilitated Penetration | 8.2% | 84.8% | 0.1 |
| Made to receive vaginal or anal sex | 4.1% | 84.4% | 0.0 |
| Made to receive oral sex | 5.1% | 82.8% | 0.1 |
| Made to perform vaginal or anal sex | 13.2% | 85.1% | 0.2 |
| Made to perform oral sex | 3.9% | 89.9% | 0.0 |
| Attempted Forced Penetration | 12.5% | 81.5% | 0.2 |
| **Other Sexual Violence** | **31.8%** | **91.4%** | **0.3** |
| Sexual Coercion | 25.7% | 88.1% | 0.3 |
| Unwanted Sexual Contact | 16.2% | 90.4% | 0.2 |
| Non-Contact Unwanted Sexual Experiences | 23.5% | 89.1% | 0.3 |
| **Any Sexual Violence** | **29.3%** | **90.6%** | **0.3** |

*Note: Samples are restricted to victims.*

**Table 26.25. Weighted Estimates of Past Year Interracial Sexual Violence Against Female Victims**

| Past Year Interracial Sexual Violence Against Female Victims | American Indian or Alaska Native | Non-Hispanic White Alone | Relative Risk |
|---|---|---|---|
| **Sexual Violence with Penetration** | **99.1%** | **40.8%** | **2.4** |
| Completed Forced Penetration | 99.0% | 61.1% | 1.6 |
| Made to receive vaginal or anal sex | 99.0% | 61.1% | 1.6 |
| Made to receive oral sex | 0.0% | 9.0% | NS |
| Made to perform oral sex | 95.5% | 83.5% | NS |
| Completed Alcohol or Drug Facilitated Penetration | 99.9% | 19.2% | 5.2 |
| Made to receive vaginal or anal sex | 99.9% | 19.9% | 5.0 |
| Made to receive oral sex | 75.8% | 0.0% | -- |
| Made to perform oral sex | 99.6% | 26.7% | 3.7 |
| Attempted Forced Penetration | 98.7% | 34.1% | 2.9 |
| **Other sexual violence** | **99.2%** | **33.2%** | **3.0** |
| Sexual Coercion | 99.4% | 21.6% | 4.6 |
| Unwanted Sexual Contact | 98.8% | 44.1% | 2.2 |
| Non-Contact Unwanted Sexual Experiences | 99.9% | 34.3% | 2.9 |
| **Any Sexual Violence** | **99.3%** | **34.0%** | **2.9** |

*Note: Samples are restricted to victims; NS, percentages across racial and ethnic groups are not significantly different ($p > 0.05$). --, statistically significant ($p < 0.05$) but cannot calculate relative risk (division by zero).*

This document is a research report submitted to the U.S. Department of Justice. This report has not been published by the Department. Opinions or points of view expressed are those of the author(s) and do not necessarily reflect the official position or policies of the U.S. Department of Justice.

**Table 26.26. Weighted Estimates of Past Year Intra-Racial Sexual Violence Against Female Victims**

| Past Year Intra-Racial Sexual Violence Against Female Victims | American Indian or Alaska Native | Non-Hispanic White Alone | Relative Risk |
|---|---|---|---|
| **Sexual Violence with Penetration** | **3.6%** | **70.9%** | **0.1** |
| Completed Forced Penetration | 1.0% | 52.2% | 0.0 |
| Made to receive vaginal or anal sex | 1.0% | 52.2% | 0.0 |
| Made to receive oral sex | 100.0% | 91.0% | NS |
| Made to perform oral sex | 4.5% | 16.5% | NS |
| Completed Alcohol or Drug Facilitated Penetration | 3.0% | 80.8% | 0.0 |
| Made to receive vaginal or anal sex | 3.0% | 80.1% | 0.0 |
| Made to receive oral sex | 24.2% | 100.0% | 0.2 |
| Made to perform oral sex | 0.4% | 73.3% | 0.0 |
| Attempted Forced Penetration | 1.3% | 65.9% | 0.0 |
| **Other sexual violence** | **1.1%** | **74.0%** | **0.0** |
| Sexual Coercion | 0.6% | 87.4% | 0.0 |
| Unwanted Sexual Contact | 1.6% | 62.3% | 0.0 |
| Non-Contact Unwanted Sexual Experiences | 0.1% | 67.9% | 0.0 |
| **Any Sexual Violence** | **2.0%** | **74.2%** | **0.0** |

*Note: Samples are restricted to victims; NS, percentages across racial and ethnic groups are not significantly different (p > 0.05).*

**Table 26.27. Weighted Estimates of Past Year Interracial Sexual Violence Against Male Victims**

| Past Year Interracial Sexual Violence Against Male Victims | American Indian or Alaska Native | Non-Hispanic White Alone | Relative Risk |
|---|---|---|---|
| **Sexual Violence with Penetration** | **97.2%** | **37.7%** | **2.6** |
| Completed Forced Penetration | 97.8% | 56.1% | NS |
| Made to receive vaginal or anal sex | 100.0% | 100.0% | NS |
| Made to receive oral sex | 0.0% | 89.8% | 0.0 |
| Made to perform vaginal or anal sex | 97.0% | 36.5% | NS |
| Made to perform oral sex | 100.0% | 82.3% | NS |
| Completed Alcohol or Drug Facilitated Penetration | 97.1% | 41.0% | 2.4 |
| Made to receive vaginal or anal sex | 27.8% | 0.0% | NS |
| Made to receive oral sex | 98.4% | 30.2% | 3.3 |
| Made to perform vaginal or anal sex | 78.1% | 56.0% | NS |
| Made to perform oral sex | 22.6% | 80.8% | NS |
| Attempted Forced Penetration | 16.4% | 21.3% | NS |
| **Other Sexual Violence** | **76.6%** | **17.7%** | **4.3** |
| Sexual Coercion | 70.2% | 29.8% | NS |
| Unwanted Sexual Contact | 94.4% | 9.4% | 10.1 |
| Non-Contact Unwanted Sexual Experiences | 94.9% | 17.8% | 5.3 |
| **Any Sexual Violence** | **82.8%** | **23.4%** | **3.5** |

*Note: Samples are restricted to victims; NS, percentages across racial and ethnic groups are not significantly different (p > 0.05).*

This document is a research report submitted to the U.S. Department of Justice. This report has not been published by the Department. Opinions or points of view expressed are those of the author(s) and do not necessarily reflect the official position or policies of the U.S. Department of Justice.

**Table 26.28. Weighted Estimates of Past Year Intra-Racial Sexual Violence Against Male Victims**

| Past Year Intra-Racial Sexual Violence Against Male Victims | American Indian or Alaska Native | Non-Hispanic White Alone | Relative Risk |
|---|---|---|---|
| **Sexual Violence with Penetration** | **3.4%** | **78.3%** | **0.0** |
| Completed Forced Penetration | 3.1% | 43.9% | NS |
| Made to receive vaginal or anal sex | 100.0% | 0.0% | -- |
| Made to receive oral sex | 100.0% | 10.2% | 9.9 |
| Made to perform vaginal or anal sex | 3.0% | 63.5% | NS |
| Made to perform oral sex | 100.0% | 17.7% | 5.6 |
| Completed Alcohol or Drug Facilitated Penetration | 3.3% | 83.0% | 0.0 |
| Made to receive vaginal or anal sex | 100.0% | 100.0% | NS |
| Made to receive oral sex | 1.6% | 72.5% | 0.0 |
| Made to perform vaginal or anal sex | 77.8% | 84.1% | NS |
| Made to perform oral sex | 100.0% | 19.2% | 5.2 |
| Attempted Forced Penetration | 100.0% | 78.7% | NS |
| **Other Sexual Violence** | **27.7%** | **88.0%** | **0.3** |
| Sexual Coercion | 30.7% | 77.3% | NS |
| Unwanted Sexual Contact | 17.6% | 91.7% | 0.2 |
| Non-Contact Unwanted Sexual Experiences | 5.6% | 84.1% | 0.1 |
| **Any Sexual Violence** | **21.6%** | **85.5%** | **0.3** |

*Note: Samples are restricted to victims; NS, percentages across racial and ethnic groups are not significantly different ($p > 0.05$). --, statistically significant ($p < 0.05$) but cannot calculate relative risk (division by zero).*

## H. PHYSICAL VIOLENCE BY INTIMATE PARTNERS

Physical violence by intimate partners includes (a) being slapped, pushed or shoved, and (b) severe physical violence. Severe physical violence includes being hit with a fist or something hard, being kicked, being hurt by having your hair pulled, being slammed against something, being hurt by being choked or suffocated, being beaten, being burned on purpose, or having a knife or gun used on you.

*Differences between NIJ and CDC Measures of Physical Violence by Intimate Partners*

The NIJ measure for physical violence by intimate partners is different than the CDC measure for violence by intimate partners. Both the CDC and NIJ measures include being slapped, pushed, or shoved, and severe physical violence. However, the CDC measure for violence by an intimate partner also includes stalking, sexual violence (both rape and other sexual violence), psychological aggression (both expressive aggression and coercive control), and the control of reproductive and sexual health. The NIJ measure does not include these additional forms of violence because it focuses on physical violence. In addition, it only includes violence by intimate partners. Measures of sexual violence and stalking were not limited to intimate partners. Respondents were asked about the behaviors that they experienced from anyone. To measure whether sexual violence and stalking were committed by intimate partners, respondents were asked about their relationship to the perpetrator the first time s/he committed any of the behaviors in the psychological aggression, coercive control and entrapment, physical violence, stalking, or sexual violence sections. If perpetrators were not intimate partners the first time they did any of these behaviors, they are not counted as intimate partners (even if they subsequently became intimate partners prior to sexually assaulting or stalking the respondent).

This document is a research report submitted to the U.S. Department of Justice. This report has not been published by the Department. Opinions or points of view expressed are those of the author(s) and do not necessarily reflect the official position or policies of the U.S. Department of Justice.

Because it is impossible to determine with certainty whether stalking and sexual violence were committed by current or former intimate partners, these measures are not included in the NIJ measure.

To summarize, contrary to the CDC measures, the NIJ measures do not include stalking, sexual violence, psychological aggression, or the control of reproductive and sexual health. Stalking and sexual violence were excluded from NIJ's measures because it is impossible to determine with certainty if these forms of violence were committed by intimate partners or by non-intimate partners. Psychological aggression and the control of reproductive or sexual health were excluded to focus on physical violence.

*Estimates of Physical Violence by Intimate Partners*

Lifetime and past year estimates for women are presented in the following table.

**Table 26.29. Weighted Estimates of Physical Violence by Intimate Partners Against Women**

| Physical Violence by Intimate Partners Against Women | American Indian or Alaska Native | Non-Hispanic White Alone | Relative Risk |
|---|---|---|---|
| **Lifetime Estimate** | **55.5%** | **34.5%** | **1.6** |
| Slapped, Pushed, or Shoved | 52.2% | 32.3% | 1.6 |
| Severe Physical Violence | 42.4% | 24.8% | 1.7 |
| **Past Year Estimate** | **8.6%** | **4.1%** | **NS** |
| Slapped, Pushed, or Shoved | 8.0% | 3.6% | NS |
| Severe Physical Violence | 2.8% | 2.6% | NS |

*Note: NS, percentages across racial and ethnic groups are not significantly different ($p > 0.05$).*

More than one in two American Indian and Alaska Native women (55.5%) have experienced physical violence by intimate partners in their lifetime:

- 52.2% have been slapped, pushed, or shoved by intimate partners.
- 42.4% have experienced severe physical violence by intimate partners.

Overall, more than one million American Indian and Alaska Native women have experienced physical violence by intimate partners in their lifetime.

More than one in 12 American Indian and Alaska Native women (8.6%) have experienced physical violence by intimate partners in the past year:

- 8.0% have been slapped, pushed, or shoved by intimate partners.
- 2.8% have experienced severe physical violence by intimate partners.

Overall, more than 155,000 American Indian and Alaska Native women have experienced physical violence by intimate partners in the past year.

Relative to non-Hispanic White women, American Indian and Alaska Native women are:

- 1.6 times more likely to have experienced physical violence by intimate partners ($p < 0.05$).
- 1.6 times more likely to have been slapped, pushed, or shoved by intimate partners ($p < 0.05$).
- 1.7 times more likely to have experienced severe physical violence by intimate partners ($p < 0.05$).

Past year differences across racial and ethnic groups are not statistically significant ($p > 0.05$).

This document is a research report submitted to the U.S. Department of Justice. This report has not been published by the Department. Opinions or points of view expressed are those of the author(s) and do not necessarily reflect the official position or policies of the U.S. Department of Justice.

**Table 26.30. Weighted Estimates of Physical Violence by Intimate Partners Against Men**

| Physical Violence by Intimate Partners Against Men | American Indian or Alaska Native | Non-Hispanic White Alone | Relative Risk |
|---|---|---|---|
| **Lifetime Estimate** | **43.2%** | **30.5%** | **1.4** |
| Slapped, Pushed, or Shoved | 36.5% | 28.0% | NS |
| Severe Physical Violence | 25.2% | 14.5% | 1.7 |
| **Past Year Estimate** | **5.6%** | **4.5%** | **NS** |
| Slapped, Pushed, or Shoved | 5.4% | 4.2% | NS |
| Severe Physical Violence | 4.2% | 1.8% | NS |

*Note: NS, percentages across racial and ethnic groups are not significantly different (p > 0.05).*

More than one in three American Indian and Alaska Native men (43.2%) have experienced physical violence by intimate partners in their lifetime:

- 36.5% have been slapped, pushed, or shoved by intimate partners.
- 25.2% have experienced severe physical violence by intimate partners.

Overall, more than 745,000 American Indian and Alaska Native men have experienced physical violence by intimate partners in their lifetime.

More than one in 18 American Indian and Alaska Native men (5.6%) have experienced physical violence by intimate partners in the past year:

- 5.4% have been slapped, pushed, or shoved by intimate partners.
- 4.2% have experienced severe physical violence by intimate partners.

Overall, more than 95,000 American Indian and Alaska Native men have experienced physical violence by intimate partners in the past year.

Relative to non-Hispanic White men, American Indian and Alaska Native men are:

- 1.4 times more likely to have experienced physical violence by intimate partners ($p < 0.05$).
- 1.7 times more likely to have experienced severe physical violence by intimate partners ($p < 0.05$).

Other differences across racial and ethnic groups are not statistically significant ($p > 0.05$).

The following two tables provide additional details on the forms of physical violence by intimate partners experienced by female and male victims. Non-victims are not included in the following tables. Only the lifetime results are included in the final report (sample sizes for the past year results are small; details on samples sizes and confidence intervals are provided in Section M and in the "FINAL ESTIMATES.PDF" output file).

Among female victims, the most common forms of physical violence include being pushed or shoved (experienced by 83.2% of victims) and being slapped, slammed against something, and hit with a fist or something hard (all experienced by more than half of victims). Almost one in two female victims were beaten. More than one in three female victims were hurt by being choked or suffocated and more than one in four were kicked, were hurt by having their hair pulled, and had a knife or gun used on them. Almost one in ten female victims were burned on purpose.

This document is a research report submitted to the U.S. Department of Justice. This report has not been published by the Department. Opinions or points of view expressed are those of the author(s) and do not necessarily reflect the official position or policies of the U.S. Department of Justice.

**Table 26.31. Weighted Estimates of Lifetime Physical Violence by Intimate Partners Experienced by Victims**

| Lifetime Physical Violence by Intimate Partners Experienced by Victims | American Indian or Alaska Native | Non-Hispanic White Alone | Relative Risk |
|---|---|---|---|
| **Female Victims** | | | |
| Slapped | 59.8% | 62.7% | NS |
| Pushed or shoved | 83.2% | 85.9% | NS |
| Hit with a fist or something hard | 53.6% | 41.5% | NS |
| Kicked | 28.3% | 22.5% | NS |
| Hurt by having hair pulled | 27.3% | 31.7% | NS |
| Slammed against something | 53.8% | 54.6% | NS |
| Hurt by being choked or suffocated | 37.6% | 28.6% | NS |
| Beaten | 45.9% | 32.1% | NS |
| Burned on purpose | 9.1% | 3.4% | NS |
| Had a knife or gun used on them | 27.1% | 14.8% | NS |
| **Male Victims** | | | |
| Slapped | 66.4% | 66.2% | NS |
| Pushed or shoved | 64.0% | 70.3% | NS |
| Hit with a fist or something hard | 43.9% | 32.6% | NS |
| Kicked | 22.0% | 16.1% | NS |
| Hurt by having hair pulled | 18.6% | 10.5% | NS |
| Slammed against something | 18.0% | 10.0% | NS |
| Hurt by being choked or suffocated | 6.3% | 3.8% | NS |
| Beaten | 17.5% | 9.1% | NS |
| Burned on purpose | 0.2% | 1.9% | 0.1 |
| Had a knife or gun used on them | 11.3% | 9.0% | NS |

*Note: Samples are restricted to victims; NS, percentages across racial and ethnic groups are not significantly different ($p > 0.05$).*

Among male victims, the most common forms of physical violence include being slapped (experienced by 66.4% of victims), being pushed or shoved (experienced by 64.0% of victims), and being hit with a fist or something hard (experienced by 43.9% of victims). More than one in five male victims were kicked and more than one in six were hurt by having their hair pulled, were slammed against something, and were beaten. More than one in nine male victims had a knife or gun used on them.

Relative to female victims, male victims were less likely to have been slammed against something, to have been hurt by being choked or suffocated, to have been beaten, or to have been burned on purpose (differences across gender groups are statistically significant, $p < 0.05$; results not shown here, see confidence intervals in Section M).

This document is a research report submitted to the U.S. Department of Justice. This report has not been published by the Department. Opinions or points of view expressed are those of the author(s) and do not necessarily reflect the official position or policies of the U.S. Department of Justice.

**Table 26.32. Weighted Estimates of Past Year Physical Violence by Intimate Partners Experienced by Victims**

| Past Year Physical Violence by Intimate Partners Experienced by Victims | American Indian or Alaska Native | Non-Hispanic White Alone | Relative Risk |
|---|---|---|---|
| **Female Victims** | | | |
| Slapped | 43.8% | 42.8% | NS |
| Pushed or shoved | 85.8% | 76.1% | NS |
| Hit with a fist or something hard | 22.4% | 24.0% | NS |
| Kicked | 11.3% | 8.3% | NS |
| Hurt by having hair pulled | 19.0% | 17.1% | NS |
| Slammed against something | 17.7% | 39.9% | NS |
| Hurt by being choked or suffocated | 8.0% | 25.3% | NS |
| Beaten | 15.6% | 13.2% | NS |
| Burned on purpose | 5.3% | 0.9% | NS |
| Had a knife or gun used on them | 7.3% | 8.2% | NS |
| **Male Victims** | | | |
| Slapped | 44.9% | 58.9% | NS |
| Pushed or shoved | 82.5% | 75.9% | NS |
| Hit with a fist or something hard | 41.5% | 26.2% | NS |
| Kicked | 27.5% | 14.7% | NS |
| Hurt by having hair pulled | 1.1% | 9.3% | 0.1 |
| Slammed against something | 24.0% | 8.4% | NS |
| Hurt by being choked or suffocated | 0.1% | 1.5% | NS |
| Beaten | 6.4% | 5.7% | NS |
| Burned on purpose | <0.1% | 1.0% | NS |
| Had a knife or gun used on them | 0.1% | 2.4% | NS |

*Note: Samples are restricted to victims; NS, percentages across racial and ethnic groups are not significantly different ($p > 0.05$).*

*Race and Ethnicity of Perpetrators*

The race/ethnicity for perpetrators of physical violence by intimate partners is shown in the following tables and graphs. These provide information about the percentage of American Indian and Alaska Native victims who have experienced physical violence by an intimate partner who was American Indian or Alaska Native (intra-racial) and by an intimate partner who was not American Indian or Alaska Native (interracial). Similarly, they provide information about the percentage of non-Hispanic White alone victims who have experienced physical violence by an intimate partner who was non-Hispanic White alone (intra-racial) and by an intimate partner who was not non-Hispanic White alone (interracial).

This document is a research report submitted to the U.S. Department of Justice. This report has not been published by the Department. Opinions or points of view expressed are those of the author(s) and do not necessarily reflect the official position or policies of the U.S. Department of Justice.

**Table 26.33. Weighted Estimates of Lifetime Physical Violence by Interracial and Intra-Racial Intimate Partners**

| Gender of Victim | American Indian or Alaska Native | Non-Hispanic White Alone | Relative Risk |
|---|---|---|---|
| **Female Victims** | | | |
| % victimized by interracial intimate partner | 89.8% | 18.5% | 4.9 |
| % victimized by intra-racial intimate partner | 17.8% | 88.9% | 0.2 |
| **Male Victims** | | | |
| % victimized by interracial intimate partner | 84.8% | 17.5% | 4.9 |
| % victimized by intra-racial intimate partner | 20.8% | 90.4% | 0.2 |

*Note: Samples are restricted to victims.*

All differences across racial and ethnic groups are statistically significant ($p < 0.05$). American Indian and Alaska Native victims are significantly more likely to have experienced physical violence by an interracial intimate partner:

- Female victims are 4.9 times as likely to have experienced physical violence by an interracial intimate partner as non-Hispanic White female victims (90% versus 19%).
- Male victims are 4.9 times as likely to have experienced physical violence by an interracial intimate partner as non-Hispanic White male victims (85% versus 18%).

(Note: differences between technical and full reports are due to differences in rounding).

Conversely, American Indian and Alaska Native victims are significantly less likely to have experienced physical violence by an intra-racial intimate partner:

- Female victims are 0.2 times as likely to have experienced physical violence by an intra-racial intimate partner as non-Hispanic White female victims (18% versus 89%).
- Male victims are 0.2 times as likely to have experienced physical violence by an intra-racial intimate partner as non-Hispanic White male victims (21% versus 90%).

**Figure 26.4. Weighted Estimates of Lifetime Physical Violence by Interracial Intimate Partners**

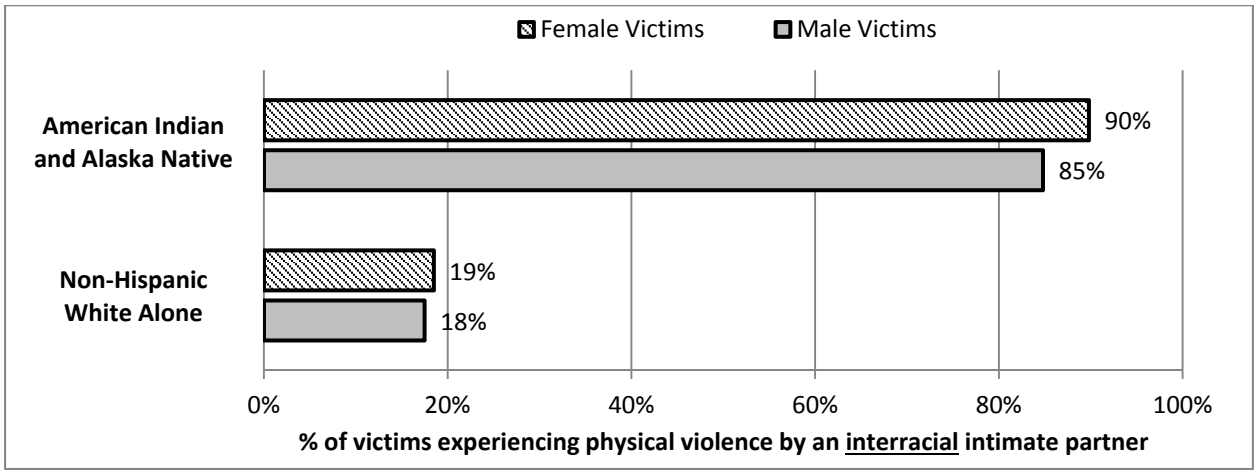


*Note: Samples are restricted to victims.*

This document is a research report submitted to the U.S. Department of Justice. This report has not been published by the Department. Opinions or points of view expressed are those of the author(s) and do not necessarily reflect the official position or policies of the U.S. Department of Justice.

**Figure 26.5. Weighted Estimates of Lifetime Physical Violence by Intra-Racial Intimate Partners**

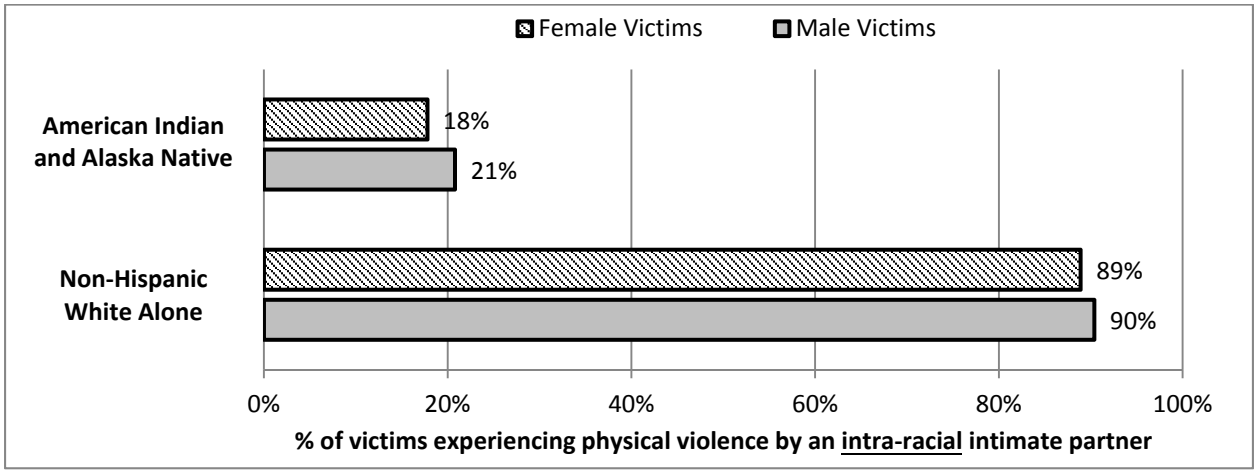


*Note: Samples are restricted to victims.*

The following two tables provide additional details on interracial and intra-racial experiences of physical violence by intimate partners for both women and men (these additional details are not included in the final report). Sample sizes are sometimes very small (particularly for past year victimizations). Some of the results are rather meaningless due to these very small sample sizes and very large confidence intervals. Despite having very large confidence intervals, the differences across racial and ethnic groups are almost always large enough to be statistically significant. Details on confidence intervals are provided in Section M and in the "FINAL ESTIMATES.PDF" output file.

**Table 26.34. Weighted Estimates of Physical Violence by Interracial and Intra-Racial Intimate Partners Against Female Victims**

| Physical Violence by Intimate Partners Against Female Victims | American Indian or Alaska Native | Non-Hispanic White Alone | Relative Risk |
|---|---|---|---|
| **Lifetime Interracial Physical Violence** | **89.8%** | **18.5%** | **4.9** |
| Slapped, Pushed, or Shoved | 90.2% | 18.5% | 4.9 |
| Severe Physical Violence | 85.7% | 20.6% | 4.2 |
| **Lifetime Intra-Racial Physical Violence** | **17.8%** | **88.9%** | **0.2** |
| Slapped, Pushed, or Shoved | 17.3% | 87.5% | 0.2 |
| Severe Physical Violence | 23.6% | 86.8% | 0.3 |
| **Past Year Interracial Physical Violence** | **86.4%** | **15.3%** | **5.6** |
| Slapped, Pushed, or Shoved | 86.6% | 12.5% | 6.9 |
| Severe Physical Violence | 85.6% | 21.2% | 4.0 |
| **Past Year Intra-Racial Physical Violence** | **13.6%** | **87.7%** | **0.2** |
| Slapped, Pushed, or Shoved | 13.4% | 88.1% | 0.2 |
| Severe Physical Violence | 14.4% | 83.1% | 0.2 |

*Note: Samples are restricted to victims.*

This document is a research report submitted to the U.S. Department of Justice. This report has not been published by the Department. Opinions or points of view expressed are those of the author(s) and do not necessarily reflect the official position or policies of the U.S. Department of Justice.

**Table 26.35. Weighted Estimates of Physical Violence by Interracial and Intra-Racial Intimate Partners Against Male Victims**

| Physical Violence by Intimate Partners Against Male Victims | American Indian or Alaska Native | Non-Hispanic White Alone | Relative Risk |
|---|---|---|---|
| **Lifetime Interracial Physical Violence** | **84.8%** | **17.5%** | **4.9** |
| Slapped, Pushed, or Shoved | 82.0% | 16.8% | 4.9 |
| Severe Physical Violence | 89.6% | 15.5% | 5.8 |
| **Lifetime Intra-Racial Physical Violence** | **20.8%** | **90.4%** | **0.2** |
| Slapped, Pushed, or Shoved | 25.1% | 90.5% | 0.3 |
| Severe Physical Violence | 16.7% | 88.5% | 0.2 |
| **Past Year Interracial Physical Violence** | **78.7%** | **17.1%** | **4.6** |
| Slapped, Pushed, or Shoved | 78.6% | 16.4% | 4.8 |
| Severe Physical Violence | 95.2% | 13.2% | 7.2 |
| **Past Year Intra-Racial Physical Violence** | **31.2%** | **84.2%** | **0.4** |
| Slapped, Pushed, or Shoved | 32.0% | 84.9% | NS |
| Severe Physical Violence | 8.8% | 86.9% | 0.1 |

*Note: Samples are restricted to victims.*

## I. STALKING

Respondents experienced stalking in the lifetime when they experienced a course of conduct (multiple stalking behaviors) that would reasonably cause fear. The 2010 NISVS survey includes seven different stalking behaviors. Respondents were asked if someone had made unwanted phone calls to them or left them messages; sent them unwanted emails, instant messages, or sent messages through websites like MySpace or Facebook; left them unwanted cards, letters, flowers, or presents; watched or followed them from a distance, or spied on them with a listening device, camera, or GPS; approached them or showed up in places, such as their home, workplace, or school when unwanted; left strange or potentially threatening items for them to find; and sneaked into their home or car and did things to scare them. Victims of stalking experienced these stalking behaviors multiple times (i.e., the same stalking behavior multiple times or multiple types of stalking behaviors). In addition, they experienced fear. Respondents were asked if the perpetrator had ever caused them to be fearful; had ever damaged their personal property or belongings, such as in their home or car; had ever threatened them with physical harm; or had ever made them believe that they or someone close to them would be seriously harmed or killed. Respondents experienced stalking in the past year if their lifetime stalking experience extended into the past year (i.e., if any of the stalking behaviors occurred in the past year).

*Differences between NIJ and CDC Measures of Stalking*

Contrary to the CDC analysis plan, the NIJ stalking measure does not require respondents to feel very fearful or to believe that they or someone close to them would be harmed or killed. Instead, the NIJ stalking measure requires respondents to report that (a) they felt fear (any level of fear, from a little fearful to very fearful), (b) the perpetrator damaged their personal property or belongings, such as in their home or car, (c) the perpetrator made threats to physically harm them, or (d) they believed that they or someone close to them would be seriously harmed or killed. Under any of these conditions, a

This document is a research report submitted to the U.S. Department of Justice. This report has not been published by the Department. Opinions or points of view expressed are those of the author(s) and do not necessarily reflect the official position or policies of the U.S. Department of Justice.

reasonable person would be afraid and the perpetrator's course of conduct would meet the definition of stalking.

*Estimates of Stalking*

Lifetime and past year estimates for both women and men are presented in the following table. Almost one in two American Indian and Alaska Native women (48.8%) have experienced stalking in their lifetime, and one in nine (11.6%) have experienced stalking in the past year. Relative to non-Hispanic White women, American Indian and Alaska Native women are 1.8 times more likely to have experienced stalking in the lifetime ($p < 0.05$). Past year differences across racial and ethnic groups are not statistically significant ($p > 0.05$). Overall, more than 895,000 American Indian and Alaska Native women have experienced stalking in their lifetime and more than 210,000 have experienced stalking in the past year.

**Table 26.36. Weighted Estimates of Stalking**

| Stalking | American Indian or Alaska Native | Non-Hispanic White Alone | Relative Risk |
|---|---|---|---|
| **Women** | | | |
| Lifetime Estimate | 48.8% | 26.8% | 1.8 |
| Past Year Estimate | 11.6% | 7.0% | NS |
| **Men** | | | |
| Lifetime Estimate | 18.6% | 13.4% | NS |
| Past Year Estimate | 3.8% | 3.7% | NS |

*Note: NS, percentages across racial and ethnic groups are not significantly different ($p > 0.05$).*

More than one in six American Indian and Alaska Native men (18.6%) have experienced stalking in their lifetime, and one in 27 (3.8%) have experienced stalking in the past year. Differences across racial and ethnic groups are not statistically significant ($p > 0.05$). Overall, more than 320,000 American Indian and Alaska Native men have experienced stalking in their lifetime and more than 65,000 have experienced stalking in the past year.

The following table provides additional details on the stalking behaviors that were experienced by female and male victims of lifetime stalking. Non-victims are not included in this table. The most common stalking behaviors, experienced by more than half of American Indian and Alaska Native victims, were receiving unwanted phone calls and being approached at home, work, or school. Differences across racial and ethnic group are not statistically significant ($p > 0.05$).

This document is a research report submitted to the U.S. Department of Justice. This report has not been published by the Department. Opinions or points of view expressed are those of the author(s) and do not necessarily reflect the official position or policies of the U.S. Department of Justice.

**Table 26.37. Weighted Estimates of Lifetime Stalking Behaviors Experienced by Victims**

| Lifetime Stalking Behaviors Experienced by Victims | American Indian or Alaska Native | Non-Hispanic White Alone | Relative Risk |
|---|---|---|---|
| **Female Victims** | | | |
| Received unwanted phone calls | 82.1% | 82.2% | NS |
| Received unwanted emails or messages | 19.0% | 14.1% | NS |
| Received unwanted cards, flowers, gifts | 35.0% | 24.8% | NS |
| Was watched or followed from a distance | 29.1% | 35.6% | NS |
| Was approached at home, work, or school | 53.6% | 53.7% | NS |
| Found strange or threatening items | 10.8% | 10.1% | NS |
| Had home or car intruded | 27.6% | 18.5% | NS |
| **Male Victims** | | | |
| Received unwanted phone calls | 75.3% | 80.8% | NS |
| Received unwanted emails or messages | 13.7% | 19.0% | NS |
| Received unwanted cards, flowers, gifts | 12.7% | 14.1% | NS |
| Was watched or followed from a distance | 37.6% | 28.3% | NS |
| Was approached at home, work, or school | 61.0% | 42.0% | NS |
| Found strange or threatening items | 4.4% | 7.3% | NS |
| Had home or car intruded | 23.2% | 12.9% | NS |

*Note: Samples are restricted to victims; NS, percentages across racial and ethnic groups are not significantly different ($p > 0.05$).*

*Race and Ethnicity of Perpetrators*

The race/ethnicity for perpetrators of stalking is shown in the following tables and graphs. These provide information about the percentage of American Indian and Alaska Native victims who have experienced stalking by a perpetrator who was American Indian or Alaska Native (intra-racial) and by a perpetrator who was not American Indian or Alaska Native (interracial). Similarly, they provide information about the percentage of non-Hispanic White alone victims who have experienced stalking by a perpetrator who was non-Hispanic White alone (intra-racial) and by a perpetrator who was not non-Hispanic White alone (interracial).

**Table 26.38. Weighted Estimates of Lifetime Stalking by Interracial and Intra-Racial Perpetrators**

| Gender of Victim | American Indian or Alaska Native | Non-Hispanic White Alone | Relative Risk |
|---|---|---|---|
| **Female Victims** | | | |
| % victimized by interracial perpetrator | 88.9% | 26.2% | 3.4 |
| % victimized by intra-racial perpetrator | 30.5% | 87.5% | 0.3 |
| **Male Victims** | | | |
| % victimized by interracial perpetrator | 90.7% | 20.5% | 4.4 |
| % victimized by intra-racial perpetrator | 23.1% | 90.3% | 0.3 |

*Note: Samples are restricted to victims.*

This document is a research report submitted to the U.S. Department of Justice. This report has not been published by the Department. Opinions or points of view expressed are those of the author(s) and do not necessarily reflect the official position or policies of the U.S. Department of Justice.

**Figure 26.6. Weighted Estimates of Lifetime Stalking by Interracial Perpetrators**

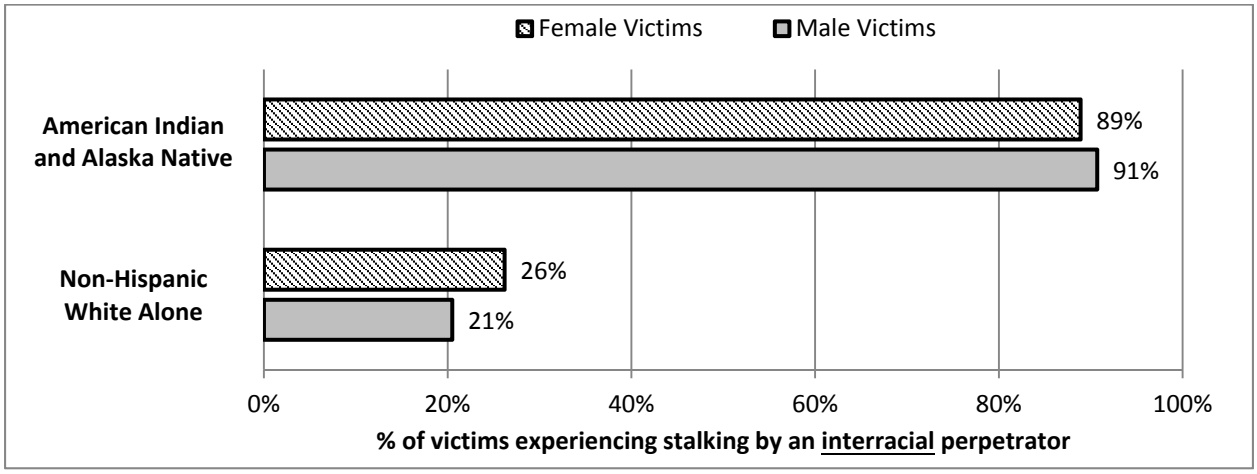


*Note: Samples are restricted to victims.*

**Figure 26.7. Weighted Estimates of Lifetime Stalking by Intra-Racial Perpetrators**

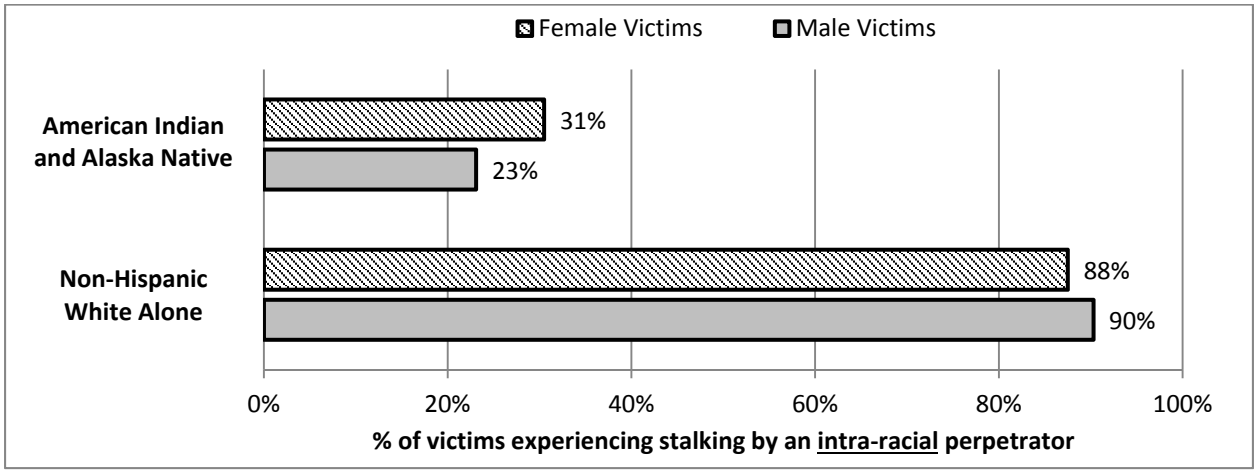


*Note: Samples are restricted to victims.*

All differences across racial and ethnic groups are statistically significant ($p < 0.05$). American Indian and Alaska Native victims are significantly more likely to have experienced stalking by an interracial perpetrator:

- Female victims are 3.4 times as likely to have experienced stalking by an interracial perpetrator as non-Hispanic White female victims (89% versus 26%).
- Male victims are 4.4 times as likely to have experienced stalking by an interracial perpetrator as non-Hispanic White male victims (91% versus 21%).

(Note: differences between technical and full reports are due to differences in rounding).

Conversely, American Indian and Alaska Native victims are significantly less likely to have experienced stalking by an intra-racial perpetrator:

- Female victims are 0.3 times as likely to have experienced stalking by an intra-racial perpetrator as non-Hispanic White female victims (31% versus 88%).

This document is a research report submitted to the U.S. Department of Justice. This report has not been published by the Department. Opinions or points of view expressed are those of the author(s) and do not necessarily reflect the official position or policies of the U.S. Department of Justice.

- Male victims are 0.3 times as likely to have experienced stalking by an intra-racial perpetrator as non-Hispanic White male victims (23% versus 90%).

(Note: differences between technical and full reports are due to differences in rounding).

The following table provides additional details on interracial and intra-racial experiences of stalking in the past year (these additional details are not included in the final report). Sample sizes are very small and results are rather meaningless due to very large confidence intervals. Despite having very large confidence intervals, the differences across racial and ethnic groups for female victims are large enough to be statistically significant. Details on confidence intervals are provided in Section M and in the "FINAL ESTIMATES.PDF" output file.

**Table 26.39. Weighted Estimates of Past Year Stalking by Interracial and Intra-Racial Perpetrators**

| Gender of Victim | American Indian or Alaska Native | Non-Hispanic White Alone | Relative Risk |
|---|---|---|---|
| **Female Victims** | | | |
| % victimized by interracial perpetrator | 71.0% | 27.9% | 2.5 |
| % victimized by intra-racial perpetrator | 40.1% | 81.6% | 0.5 |
| **Male Victims** | | | |
| % victimized by interracial perpetrator | 58.8% | 14.8% | NS |
| % victimized by intra-racial perpetrator | 52.0% | 91.5% | NS |

*Note: Samples are restricted to victims.*

## J. PSYCHOLOGICAL AGGRESSION BY INTIMATE PARTNERS

Psychological aggression by intimate partners includes expressive aggression, coercive control, and the control of reproductive or sexual health. (Note: in Chapter 19, the control of reproductive or sexual health was not included as a measure of psychological aggression; it was instead included separately). Expressive aggression includes instances when perpetrators acted very angry towards the victim in a way that seemed dangerous; told the victim that s/he was a loser, a failure, or not good enough; called the victim names like ugly, fact, crazy, or stupid; insulted, humiliated, or made fun of the victim in front of others; and told the victim that no one else would want him or her. Coercive control includes instances when perpetrators tried to keep the victim from seeing or talking to his/her family or friends; made decisions for the victim that should have been hers/his to make, such as the clothes s/he wears, things s/he eats, or the friends s/he has; kept track of the victim by demanding to know where s/he was and what s/he was doing; made threats to physically harm the victim; threatened to hurt themselves or commit suicide when they were upset with the victim; threatened to hurt a pet or to take a pet away from the victim; threatened to hurt someone the victim loves; hurt someone the victim loves; threatened to take the victim's children away; kept the victim from leaving the house when s/he wanted to go; kept the victim from having money for her/his own use; destroyed something that was important to the victim; and said things like "if I can't have you, then no one can." The control of reproductive or sexual health includes instances when perpetrators tried to stop the victim from using birth control and instances when perpetrators refused to use a condom when the victim wanted them to use one. In addition, the control of reproductive or sexual health includes instances when male perpetrators tried to get a female victim pregnant when she did not want to become pregnant and instances when female perpetrators tried to get pregnant when a male victim did not want them to get pregnant.

This document is a research report submitted to the U.S. Department of Justice. This report has not been published by the Department. Opinions or points of view expressed are those of the author(s) and do not necessarily reflect the official position or policies of the U.S. Department of Justice.

*Differences between NIJ and CDC Measures of Psychological Aggression by Intimate Partners*

NIJ's measure of psychological aggression by intimate partners includes (a) expressive aggression, (b) coercive control, and (c) the control of reproductive or sexual health. There are no differences between NIJ's and CDC's measures of expressive aggression, coercive control, and the control of reproductive or sexual health (other than differences in data cleaning and data analysis). The only difference is that the control of reproductive or sexual health is included in NIJ's measure of psychological aggression. It is not included in CDC's measure of psychological aggression. Instead, it is included separately as an indicator of violence by intimate partners (along with physical violence, stalking, sexual violence, and psychological aggression).

*Estimates of Psychological Aggression by Intimate Partners*

Lifetime and past year estimates of psychological aggression by intimate partners against women are presented in the following table.

**Table 26.40. Weighted Estimates of Psychological Aggression by Intimate Partners Against Women**

| Psychological Aggression by Intimate Partners Against Women | American Indian or Alaska Native | Non-Hispanic White Alone | Relative Risk |
|---|---|---|---|
| **Lifetime Estimate** | **66.4%** | **52.0%** | **1.3** |
| Expressive Aggression | 56.9% | 44.2% | 1.3 |
| Coercive Control | 61.5% | 42.7% | 1.4 |
| Control of Reproductive or Sexual Health | 10.6% | 8.0% | NS |
| **Past Year Estimate** | **25.5%** | **16.1%** | **1.6** |
| Expressive Aggression | 20.8% | 11.6% | 1.8 |
| Coercive Control | 20.3% | 11.8% | 1.7 |
| Control of Reproductive or Sexual Health | 4.0% | 1.3% | NS |

*Note: NS, percentages across racial and ethnic groups are not significantly different (p > 0.05).*

More than one in two American Indian and Alaska Native women (66.4%) have experienced psychological aggression by intimate partners in their lifetime:

- 56.9% have experienced expressive aggression.
- 61.5% have experienced coercive control.
- 10.6% have experienced the control of reproductive or sexual health.

Overall, more than 1.2 million American Indian and Alaska Native women have experienced psychological aggression by intimate partners in their lifetime.

More than one in four American Indian and Alaska Native women (25.5%) have experienced psychological aggression by intimate partners in the past year:

- 20.8% have experienced expressive aggression.
- 20.3% have experienced coercive control.
- 4.0% have experienced the control of reproductive or sexual health.

Overall, more than 465,000 American Indian and Alaska Native women have experienced psychological aggression by intimate partners in the past year.

Relative to non-Hispanic White women, American Indian and Alaska Native women are:

This document is a research report submitted to the U.S. Department of Justice. This report has not been published by the Department. Opinions or points of view expressed are those of the author(s) and do not necessarily reflect the official position or policies of the U.S. Department of Justice.

- 1.3 times more likely to have experienced psychological aggression by intimate partners in their lifetime and 1.6 times more likely to have experienced it in the past year ($p < 0.05$).
- 1.3 times more likely to have experienced expressive aggression in their lifetime and 1.8 times more likely to have experienced it in the past year ($p < 0.05$).
- 1.4 times more likely to have experienced coercive control in their lifetime and 1.7 times more likely to have experienced it in the past year ($p < 0.05$).

Differences across racial and ethnic groups for the control of reproductive or sexual health are not statistically significant ($p > 0.05$).

Lifetime and past year estimates of psychological aggression by intimate partners against men are presented in the following table.

**Table 26.41. Weighted Estimates of Psychological Aggression by Intimate Partners Against Men**

| Psychological Aggression by Intimate Partners Against Men | American Indian or Alaska Native | Non-Hispanic White Alone | Relative Risk |
|---|---|---|---|
| **Lifetime Estimate** | **73.0%** | **52.7%** | **1.4** |
| Expressive Aggression | 43.6% | 35.3% | NS |
| Coercive Control | 67.4% | 44.4% | 1.5 |
| Control of Reproductive or Sexual Health | 19.9% | 10.0% | 2.0 |
| **Past Year Estimate** | **27.3%** | **19.3%** | **NS** |
| Expressive Aggression | 12.1% | 9.5% | NS |
| Coercive Control | 21.7% | 15.3% | NS |
| Control of Reproductive or Sexual Health | 6.7% | 1.1% | 6.0 |

*Note: NS, percentages across racial and ethnic groups are not significantly different ($p > 0.05$).*

More than one in two American Indian and Alaska Native men (73.0%) have experienced psychological aggression by intimate partners in their lifetime:

- 43.6% have experienced expressive aggression.
- 67.4% have experienced coercive control.
- 19.9% have experienced the control of reproductive or sexual health.

Overall, more than 1.2 million American Indian and Alaska Native men have experienced psychological aggression by intimate partners in their lifetime.

More than one in four American Indian and Alaska Native men (27.3%) have experienced psychological aggression by intimate partners in the past year:

- 12.1% have experienced expressive aggression.
- 21.7% have experienced coercive control.
- 6.7% have experienced the control of reproductive or sexual health.

Overall, more than 470,000 American Indian and Alaska Native men have experienced psychological aggression by intimate partners in the past year.

Relative to non-Hispanic White men, American Indian and Alaska Native men are:

- 1.4 times more likely to have experienced psychological aggression by intimate partners in their lifetime ($p < 0.05$).
- 1.5 times more likely to have experienced coercive control in their lifetime ($p < 0.05$).

This document is a research report submitted to the U.S. Department of Justice. This report has not been published by the Department. Opinions or points of view expressed are those of the author(s) and do not necessarily reflect the official position or policies of the U.S. Department of Justice.

- 2.0 times more likely to have experienced the control of reproductive or sexual health in their lifetime and 6.0 times more likely to have experienced it in the past year ($p < 0.05$).

All other differences across racial and ethnic groups are not statistically significant ($p > 0.05$). For American Indian and Alaska Native women and men, differences across gender groups are not statistically significant ($p > 0.05$).

The following four tables provide additional details on the behaviors that were experienced by female and male victims of lifetime and past year psychological aggression by intimate partners. More than half of American Indian and Alaska Native female lifetime victims experienced very angry actions that seemed dangerous (68.2%); were told they were a loser, a failure, or not good enough (53.6%); were called names like ugly, fat, crazy, or stupid (55.8%); were insulted, humiliated, or made fun of in front of others (52.2%); were kept from seeing or talking to family or friends (55.2%); had decisions made that should have been theirs to make (50.2%); and were tracked by being asked about their locations and actions (62.6%). Only one behavior was experienced by more than half of American Indian and Alaska Native male lifetime victims – 62.0% of American Indian and Alaska Native male lifetime victims were tracked by being asked about their locations and actions.

**Table 26.42. Weighted Estimates of Lifetime Psychological Aggression by Intimate Partners Experienced by Female Victims**

| Lifetime Psychological Aggression by Intimate Partners Experienced by Female Victims | American Indian or Alaska Native | Non-Hispanic White Alone | Relative Risk |
|---|---|---|---|
| **Expresive Aggression** | | | |
| Experienced very angry actions that seemed dangerous | 68.2% | 52.2% | 1.3 |
| Told they were a loser, a failure or not good enough | 53.6% | 44.8% | NS |
| Called names like ugly, fat, crazy, stupid | 55.8% | 56.9% | NS |
| Insulted, humiliated, made fun of | 52.2% | 53.8% | NS |
| Told no one else would want them | 39.8% | 33.1% | NS |
| **Coercive Control** | | | |
| Kept from seeing or talking to family or friends | 55.2% | 37.4% | 1.5 |
| Had decisions made that should have been theirs to make | 50.2% | 36.4% | 1.4 |
| Was tracked by being asked about locations and actions | 62.6% | 53.1% | NS |
| Threatened with being physically harmed | 47.8% | 38.3% | NS |
| Threatened with others hurting themselves when upset | 38.2% | 31.6% | NS |
| Threatened with having pets hurt or taken away | 16.8% | 12.1% | NS |
| Threatened with having loved ones hurt | 21.4% | 13.3% | NS |
| Had loved ones who were hurt | 17.9% | 13.9% | NS |
| Threatened with having children taken away | 40.0% | 26.8% | NS |
| Kept from leaving the house when they wanted to go | 43.5% | 30.0% | 1.4 |
| Kept from having their own money to use | 30.6% | 20.8% | NS |
| Had something that was important to them destroyed | 40.8% | 37.1% | NS |
| Told things like "if I can't have you then no one can" | 40.0% | 21.4% | 1.9 |
| **Control of Reproductive or Sexual Health** | | | |
| Forced to get pregnant or to stop using birth control | 7.7% | 8.5% | NS |
| Forced to not use a condom | 14.2% | 12.3% | NS |

*Note: Samples are restricted to victims; NS, percentages across racial and ethnic groups are not significantly different ($p > 0.05$).*

This document is a research report submitted to the U.S. Department of Justice. This report has not been published by the Department. Opinions or points of view expressed are those of the author(s) and do not necessarily reflect the official position or policies of the U.S. Department of Justice.

Few differences across racial and ethnic groups are statistically significant. Relative to non-Hispanic White alone female victims, American Indian and Alaska Native female victims are 1.3 times more likely to experience very angry actions that seemed dangerous, 1.5 times more likely to be kept from seeing or talking to family and friends, 1.4 times more likely to have decisions made that should have been theirs to make, 1.4 times more likely to be kept from leaving the house when they wanted to go, and 1.9 times more likely to be told things like "if I can't have you then no one can." Relative to non-Hispanic White alone male victims, American Indian and Alaska Native male victims are 3.2 times more likely to be forced to not use a condom.

**Table 26.43. Weighted Estimates of Lifetime Psychological Aggression by Intimate Partners Experienced by Male Victims**

| Lifetime Psychological Aggression by Intimate Partners Experienced by Male Victims | American Indian or Alaska Native | Non-Hispanic White Alone | Relative Risk |
|---|---|---|---|
| **Expresive Aggression** | | | |
| Experienced very angry actions that seemed dangerous | 28.0% | 26.9% | NS |
| Told they were a loser, a failure or not good enough | 28.6% | 29.0% | NS |
| Called names like ugly, fat, crazy, stupid | 35.6% | 34.5% | NS |
| Insulted, humiliated, made fun of | 26.2% | 28.9% | NS |
| Told no one else would want them | 13.9% | 13.6% | NS |
| **Coercive Control** | | | |
| Kept from seeing or talking to family or friends | 26.6% | 26.0% | NS |
| Had decisions made that should have been theirs to make | 29.9% | 32.8% | NS |
| Was tracked by being asked about locations and actions | 62.0% | 52.5% | NS |
| Threatened with being physically harmed | 22.0% | 16.9% | NS |
| Threatened with others hurting themselves when upset | 24.1% | 21.5% | NS |
| Threatened with having pets hurt or taken away | 2.4% | 4.4% | NS |
| Threatened with having loved ones hurt | 2.6% | 3.8% | NS |
| Had loved ones who were hurt | 4.8% | 6.1% | NS |
| Threatened with having children taken away | 25.1% | 20.9% | NS |
| Kept from leaving the house when they wanted to go | 16.1% | 15.2% | NS |
| Kept from having their own money to use | 12.5% | 11.9% | NS |
| Had something that was important to them destroyed | 28.4% | 25.5% | NS |
| Told things like "if I can't have you then no one can" | 18.5% | 10.5% | NS |
| **Control of Reproductive or Sexual Health** | | | |
| Forced to get pregnant or to stop using birth control | 21.7% | 17.1% | NS |
| Forced to not use a condom | 16.5% | 5.2% | 3.2 |

*Note: Samples are restricted to victims; NS, percentages across racial and ethnic groups are not significantly different ($p > 0.05$).*

The behaviors experienced by past year victims are shown in the following two tables. Among American and Alaska Native female victims, the most common behavior experienced in the past year is being called names like ugly, fat, crazy, or stupid. Among American Indian and Alaska Native male victims, the most common behavior experienced in the past year is being tracked by a perpetrator who was asking about their locations and actions.

This document is a research report submitted to the U.S. Department of Justice. This report has not been published by the Department. Opinions or points of view expressed are those of the author(s) and do not necessarily reflect the official position or policies of the U.S. Department of Justice.

**Table 26.44. Weighted Estimates of Past Year Psychological Aggression by Intimate Partners Experienced by Female Victims**

| Past Year Psychological Aggression by Intimate Partners Experienced by Female Victims | American Indian or Alaska Native | Non-Hispanic White Alone | Relative Risk |
|---|---|---|---|
| **Expresive Aggression** | | | |
| Experienced very angry actions that seemed dangerous | 40.0% | 28.3% | NS |
| Told they were a loser, a failure or not good enough | 39.5% | 33.2% | NS |
| Called names like ugly, fat, crazy, stupid | 51.9% | 48.0% | NS |
| Insulted, humiliated, made fun of | 35.8% | 34.5% | NS |
| Told no one else would want them | 35.3% | 15.3% | NS |
| **Coercive Control** | | | |
| Kept from seeing or talking to family or friends | 16.4% | 17.3% | NS |
| Had decisions made that should have been theirs to make | 23.8% | 23.1% | NS |
| Was tracked by being asked about locations and actions | 46.0% | 39.4% | NS |
| Threatened with being physically harmed | 18.5% | 15.5% | NS |
| Threatened with others hurting themselves when upset | 18.8% | 16.6% | NS |
| Threatened with having pets hurt or taken away | 7.6% | 4.9% | NS |
| Threatened with having loved ones hurt | 8.8% | 5.8% | NS |
| Had loved ones who were hurt | 5.4% | 8.9% | NS |
| Threatened with having children taken away | 14.6% | 15.9% | NS |
| Kept from leaving the house when they wanted to go | 21.7% | 11.1% | NS |
| Kept from having their own money to use | 12.6% | 8.4% | NS |
| Had something that was important to them destroyed | 12.0% | 15.0% | NS |
| Told things like "if I can't have you then no one can" | 19.9% | 7.4% | NS |
| **Control of Reproductive or Sexual Health** | | | |
| Forced to get pregnant or to stop using birth control | 3.9% | 3.6% | NS |
| Forced to not use a condom | 15.4% | 8.0% | NS |

*Note: Samples are restricted to victims; NS, percentages across racial and ethnic groups are not significantly different ($p > 0.05$).*

This document is a research report submitted to the U.S. Department of Justice. This report has not been published by the Department. Opinions or points of view expressed are those of the author(s) and do not necessarily reflect the official position or policies of the U.S. Department of Justice.

**Table 26.45. Weighted Estimates of Past Year Psychological Aggression by Intimate Partners Experienced by Male Victims**

| Past Year Psychological Aggression by Intimate Partners Experienced by Male Victims | American Indian or Alaska Native | Non-Hispanic White Alone | Relative Risk |
|---|---|---|---|
| **Expresive Aggression** | | | |
| Experienced very angry actions that seemed dangerous | 7.7% | 15.9% | NS |
| Told they were a loser, a failure or not good enough | 23.8% | 20.3% | NS |
| Called names like ugly, fat, crazy, stupid | 24.4% | 27.7% | NS |
| Insulted, humiliated, made fun of | 18.0% | 19.7% | NS |
| Told no one else would want them | 8.4% | 7.1% | NS |
| **Coercive Control** | | | |
| Kept from seeing or talking to family or friends | 23.2% | 13.2% | NS |
| Had decisions made that should have been theirs to make | 35.5% | 33.4% | NS |
| Was tracked by being asked about locations and actions | 56.6% | 44.3% | NS |
| Threatened with being physically harmed | 15.1% | 8.7% | NS |
| Threatened with others hurting themselves when upset | 5.2% | 9.1% | NS |
| Threatened with having pets hurt or taken away | 0.6% | 2.4% | NS |
| Threatened with having loved ones hurt | 0.1% | 2.8% | 0.0 |
| Had loved ones who were hurt | 2.0% | 4.5% | NS |
| Threatened with having children taken away | 4.5% | 11.8% | NS |
| Kept from leaving the house when they wanted to go | 12.4% | 10.3% | NS |
| Kept from having their own money to use | 10.9% | 8.3% | NS |
| Had something that was important to them destroyed | 3.3% | 9.0% | NS |
| Told things like "if I can't have you then no one can" | 11.9% | 5.7% | NS |
| **Control of Reproductive or Sexual Health** | | | |
| Forced to get pregnant or to stop using birth control | 12.0% | 5.0% | NS |
| Forced to not use a condom | 24.8% | 2.4% | 10.2 |

*Note: Samples are restricted to victims; NS, percentages across racial and ethnic groups are not significantly different (p > 0.05).*

*Race and Ethnicity of Perpetrators*

The race/ethnicity for perpetrators of psychological aggression by intimate partners is shown in the following tables and graphs. These provide information about the percentage of American Indian and Alaska Native victims who have experienced psychological aggression by an intimate partner who was American Indian or Alaska Native (intra-racial) and by an intimate partner who was not American Indian or Alaska Native (interracial). Similarly, they provide information about the percentage of non-Hispanic White alone victims who have experienced psychological aggression by an intimate partner who was non-Hispanic White alone (intra-racial) and by an intimate partner who was not non-Hispanic White alone (interracial).

All differences across racial and ethnic groups are statistically significant ($p < 0.05$). American Indian and Alaska Native victims are significantly more likely to have experienced psychological aggression by an interracial intimate partner:

- Female victims are 4.2 times as likely to have experienced psychological aggression by an interracial intimate partner as non-Hispanic White female victims (91% versus 22%).

This document is a research report submitted to the U.S. Department of Justice. This report has not been published by the Department. Opinions or points of view expressed are those of the author(s) and do not necessarily reflect the official position or policies of the U.S. Department of Justice.

- Male victims are 3.9 times as likely to have experienced psychological aggression by an interracial intimate partner as non-Hispanic White male victims (88% versus 23%).

**Table 26.46. Weighted Estimates of Lifetime Interracial and Intra-Racial Psychological Aggression by Intimate Partners**

| Gender of Victim | American Indian or Alaska Native | Non-Hispanic White Alone | Relative Risk |
|---|---|---|---|
| **Female Victims** | | | |
| % victimized by interracial intimate partner | 91.1% | 21.5% | 4.2 |
| % victimized by intra-racial intimate partner | 25.3% | 92.6% | 0.3 |
| **Male Victims** | | | |
| % victimized by interracial intimate partner | 88.3% | 22.6% | 3.9 |
| % victimized by intra-racial intimate partner | 27.9% | 92.0% | 0.3 |

*Note: Samples are restricted to victims.*

**Figure 26.8. Weighted Estimates of Lifetime Psychological Aggression by Interracial Intimate Partners**

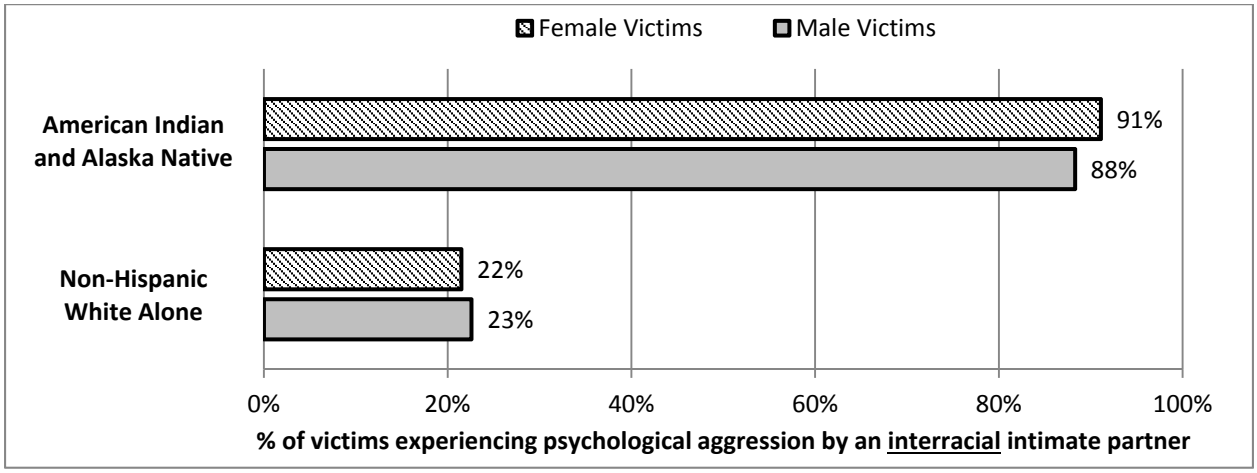


*Note: Samples are restricted to victims.*

Conversely, American Indian and Alaska Native victims are significantly less likely to have experienced psychological aggression by an intra-racial intimate partner:

- Female victims are 0.3 times as likely to have experienced psychological aggression by an intra-racial intimate partner as non-Hispanic White female victims (25% versus 93%).
- Male victims are 0.3 times as likely to have experienced psychological aggression by an intra-racial intimate partner as non-Hispanic White male victims (28% versus 92%).

This document is a research report submitted to the U.S. Department of Justice. This report has not been published by the Department. Opinions or points of view expressed are those of the author(s) and do not necessarily reflect the official position or policies of the U.S. Department of Justice.

**Figure 26.9. Weighted Estimates of Lifetime Psychological Aggression by Intra-Racial Intimate Partners**

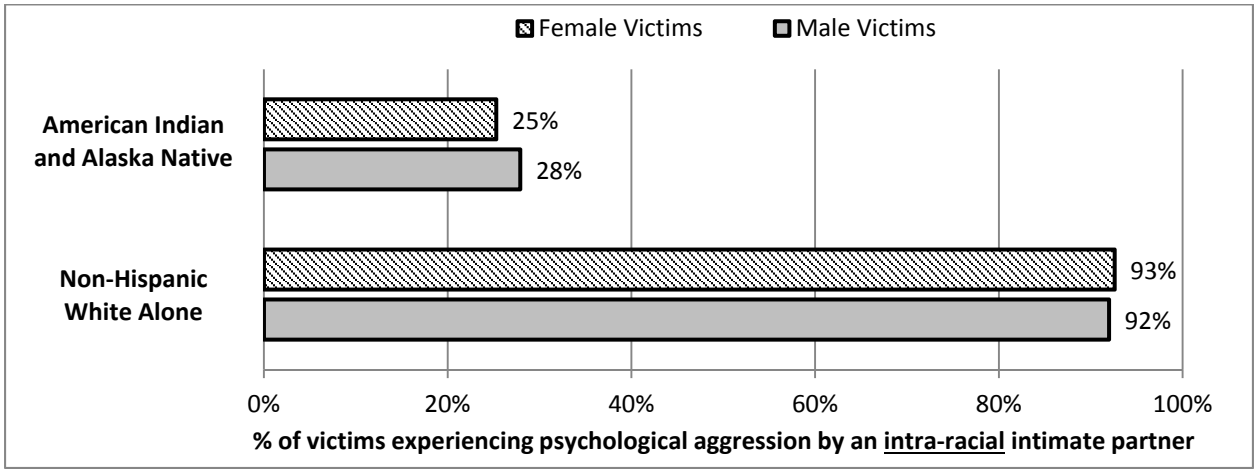


*Note: Samples are restricted to victims.*

The following two tables provide additional details on interracial and intra-racial experiences of psychological aggression by intimate partners for both women and men (these additional details are not included in the final report). Sample sizes are sometimes small (particularly for past year victimizations). Some of the estimates have large confidence intervals. Despite having large confidence intervals, the differences across racial and ethnic groups are almost always large enough to be statistically significant. Details on confidence intervals are provided in Section M and in the "FINAL ESTIMATES.PDF" output file.

This document is a research report submitted to the U.S. Department of Justice. This report has not been published by the Department. Opinions or points of view expressed are those of the author(s) and do not necessarily reflect the official position or policies of the U.S. Department of Justice.

**Table 26.47. Weighted Estimates of Psychological Aggression by Interracial and Intra-Racial Intimate Partners Against Female Victims**

| Psychological Aggression by Intimate Partners Against Female Victims | American Indian or Alaska Native | Non-Hispanic White Alone | Relative Risk |
|---|---|---|---|
| **Lifetime Interracial Psychological Aggression** | **91.1%** | **21.5%** | **4.2** |
| Expressive Aggression | 90.9% | 20.7% | 4.4 |
| Coercive Control | 85.1% | 19.1% | 4.5 |
| Control of Reproductive or Sexual Health | 98.0% | 26.7% | 3.7 |
| **Lifetime Intra-Racial Psychological Aggression** | **25.3%** | **92.6%** | **0.3** |
| Expressive Aggression | 25.7% | 91.8% | 0.3 |
| Coercive Control | 22.1% | 90.6% | 0.2 |
| Control of Reproductive or Sexual Health | 17.2% | 81.2% | 0.2 |
| **Past Year Interracial Psychological Aggression** | **92.8%** | **18.6%** | **5.0** |
| Expressive Aggression | 91.3% | 16.1% | 5.7 |
| Coercive Control | 92.3% | 19.8% | 4.7 |
| Control of Reproductive or Sexual Health | 99.0% | 30.9% | 3.2 |
| **Past Year Intra-Racial Psychological Aggression** | **15.2%** | **86.8%** | **0.2** |
| Expressive Aggression | 11.7% | 86.9% | 0.1 |
| Coercive Control | 12.9% | 84.6% | 0.2 |
| Control of Reproductive or Sexual Health | 1.0% | 76.5% | 0.0 |

*Note: Samples are restricted to victims.*

**Table 26.48. Weighted Estimates of Psychological Aggression by Interracial and Intra-Racial Intimate Partners Against Male Victims**

| Psychological Aggression by Intimate Partners Against Male Victims | American Indian or Alaska Native | Non-Hispanic White Alone | Relative Risk |
|---|---|---|---|
| **Lifetime Interracial Psychological Aggression** | **88.3%** | **22.6%** | **3.9** |
| Expressive Aggression | 91.9% | 21.0% | 4.4 |
| Coercive Control | 87.3% | 19.9% | 4.4 |
| Control of Reproductive or Sexual Health | 85.4% | 15.8% | 5.4 |
| **Lifetime Intra-Racial Psychological Aggression** | **27.9%** | **92.0%** | **0.3** |
| Expressive Aggression | 20.6% | 89.8% | 0.2 |
| Coercive Control | 25.4% | 91.0% | 0.3 |
| Control of Reproductive or Sexual Health | 25.3% | 89.6% | 0.3 |
| **Past Year Interracial Psychological Aggression** | **78.2%** | **17.0%** | **4.6** |
| Expressive Aggression | 88.9% | 18.6% | 4.8 |
| Coercive Control | 74.4% | 13.5% | 5.5 |
| Control of Reproductive or Sexual Health | 80.7% | 35.6% | NS |
| **Past Year Intra-Racial Psychological Aggression** | **41.9%** | **86.9%** | **0.5** |
| Expressive Aggression | 24.8% | 83.9% | 0.3 |
| Coercive Control | 38.8% | 88.9% | 0.4 |
| Control of Reproductive or Sexual Health | 21.5% | 71.5% | 0.3 |

*Note: Samples are restricted to victims; NS, percentages across racial and ethnic groups are not significantly different ($p > 0.05$).*

This document is a research report submitted to the U.S. Department of Justice. This report has not been published by the Department. Opinions or points of view expressed are those of the author(s) and do not necessarily reflect the official position or policies of the U.S. Department of Justice.

## K. VIOLENCE

Violence includes psychological aggression by intimate partners, physical violence by intimate partners, stalking, and sexual violence.

*Estimates of Violence*

Lifetime and past year estimates of violence against women are presented in the following table.

More than four in five American Indian and Alaska Native women (84.3%) have experienced violence in their lifetime:

- 66.4% have experienced psychological aggression by an intimate partner.
- 55.5% have experienced physical violence by an intimate partner.
- 48.8% have experienced stalking.
- 56.1% have experienced sexual violence.

Overall, more than 1.5 million American Indian and Alaska Native women have experienced violence in their lifetime.

More than one in three American Indian and Alaska Native women (39.8%) have experienced violence in the past year:

- 25.5% have experienced psychological aggression by an intimate partner.
- 8.6% have experienced physical violence by an intimate partner.
- 11.6% have experienced stalking.
- 14.4% have experienced sexual violence.

Overall, more than 730,000 American Indian and Alaska Native women have experienced violence in the past year.

**Table 26.49. Weighted Estimates of Violence Against Women**

| Violence Against Women | American Indian or Alaska Native | Non-Hispanic White Alone | Relative Risk |
|---|---|---|---|
| **Any Lifetime Violence** | **84.3%** | **71.0%** | **1.2** |
| Psychological Aggression by Intimate Partners | 66.4% | 52.0% | 1.3 |
| Physical Violence by Intimate Partners | 55.5% | 34.5% | 1.6 |
| Stalking | 48.8% | 26.8% | 1.8 |
| Sexual Violence | 56.1% | 49.7% | NS |
| **Any Past Year Violence** | **39.8%** | **23.3%** | **1.7** |
| Psychological Aggression by Intimate Partners | 25.5% | 16.1% | 1.6 |
| Physical Violence by Intimate Partners | 8.6% | 4.1% | NS |
| Stalking | 11.6% | 7.0% | NS |
| Sexual Violence | 14.4% | 5.4% | NS |

*Note: NS, percentages across racial and ethnic groups are not significantly different ($p > 0.05$).*

This document is a research report submitted to the U.S. Department of Justice. This report has not been published by the Department. Opinions or points of view expressed are those of the author(s) and do not necessarily reflect the official position or policies of the U.S. Department of Justice.

Relative to non-Hispanic White women, American Indian and Alaska Native women are:

- 1.2 times more likely to have experienced violence in their lifetime and 1.7 times more likely to have experienced it in the past year ($p < 0.05$).
- 1.3 times more likely to have experienced psychological aggression by an intimate partner in their lifetime and 1.6 times more likely to have experienced it in the past year ($p < 0.05$).
- 1.6 times more likely to have experienced physical violence by an intimate partner in their lifetime ($p < 0.05$; past year differences are not statistically significant, $p > 0.05$).
- 1.8 times more likely to have experienced stalking in their lifetime ($p < 0.05$; past year differences are not statistically significant, $p > 0.05$).

Differences across racial and ethnic groups for sexual violence are not statistically significant ($p > 0.05$).

**Table 26.50. Weighted Estimates of Violence Against Men**

| Violence Against Men | American Indian or Alaska Native | Non-Hispanic White Alone | Relative Risk |
|---|---|---|---|
| **Any Lifetime Violence** | **81.6%** | **64.0%** | **1.3** |
| Psychological Aggression by Intimate Partners | 73.0% | 52.7% | 1.4 |
| Physical Violence by Intimate Partners | 43.2% | 30.5% | 1.4 |
| Stalking | 18.6% | 13.4% | NS |
| Sexual Violence | 27.5% | 20.9% | NS |
| **Any Past Year Violence** | **34.6%** | **25.7%** | **NS** |
| Psychological Aggression by Intimate Partners | 27.3% | 19.3% | NS |
| Physical Violence by Intimate Partners | 5.6% | 4.5% | NS |
| Stalking | 3.8% | 3.7% | NS |
| Sexual Violence | 9.9% | 3.8% | NS |

*Note: NS, percentages across racial and ethnic groups are not significantly different ($p > 0.05$).*

Lifetime and past year estimates of violence against men are presented in the previous table.

More than four in five American Indian and Alaska Native men (81.6%) have experienced violence in their lifetime:

- 73.0% have experienced psychological aggression by an intimate partner.
- 43.2% have experienced physical violence by an intimate partner.
- 18.6% have experienced stalking.
- 27.5% have experienced sexual violence.

Overall, more than 1.4 million American Indian and Alaska Native men have experienced violence in their lifetime.

More than one in three American Indian and Alaska Native men (34.6%) have experienced violence in the past year:

- 27.3% have experienced psychological aggression by an intimate partner.
- 5.6% have experienced physical violence by an intimate partner.
- 3.8% have experienced stalking.
- 9.9% have experienced sexual violence.

Overall, more than 595,000 American Indian and Alaska Native men have experienced violence in the past year.

This document is a research report submitted to the U.S. Department of Justice. This report has not been published by the Department. Opinions or points of view expressed are those of the author(s) and do not necessarily reflect the official position or policies of the U.S. Department of Justice.

Relative to non-Hispanic White men, American Indian and Alaska Native men are:

- 1.3 times more likely to have experienced violence in their lifetime ($p < 0.05$).
- 1.4 times more likely to have experienced psychological aggression by an intimate partner in their lifetime ($p < 0.05$).
- 1.4 times more likely to have experienced physical violence by an intimate partner in their lifetime ($p < 0.05$).

All other differences across racial and ethnic groups are not statistically significant ($p > 0.05$).

*Race and Ethnicity of Perpetrators*

The race/ethnicity for perpetrators of violence is shown in the following tables and graphs. These provide information about the percentage of American Indian and Alaska Native victims who have experienced violence by a perpetrator who was American Indian or Alaska Native (intra-racial) and by a perpetrator who was not American Indian or Alaska Native (interracial). Similarly, they provide information about the percentage of non-Hispanic White alone victims who have experienced violence by a perpetrator who was non-Hispanic White alone (intra-racial) and by a perpetrator who was not non-Hispanic White alone (interracial).

All differences across racial and ethnic groups are statistically significant ($p < 0.05$). American Indian and Alaska Native victims are significantly more likely to have experienced violence by an interracial intimate partner:

- Female victims are 2.7 times as likely to have experienced violence by an interracial perpetrator as non-Hispanic White female victims (97% versus 35%).
- Male victims are 3.0 times as likely to have experienced violence by an interracial perpetrator as non-Hispanic White male victims (90% versus 30%).

**Table 26.51. Weighted Estimates of Lifetime Interracial and Intra-Racial Violence**

| Gender of Victim | American Indian or Alaska Native | Non-Hispanic White Alone | Relative Risk |
|---|---|---|---|
| **Female Victims** | | | |
| % victimized by interracial perpetrator | 96.8% | 35.3% | 2.7 |
| % victimized by intra-racial perpetrator | 35.5% | 95.3% | 0.4 |
| **Male Victims** | | | |
| % victimized by interracial perpetrator | 90.4% | 30.0% | 3.0 |
| % victimized by intra-racial perpetrator | 32.7% | 94.2% | 0.3 |

*Note: Samples are restricted to victims.*

Conversely, American Indian and Alaska Native victims are significantly less likely to have experienced violence by an intra-racial perpetrator:

- Female victims are 0.4 times as likely to have experienced violence by an intra-racial perpetrator as non-Hispanic White female victims (36% versus 95%).
- Male victims are 0.3 times as likely to have experienced violence by an intra-racial perpetrator as non-Hispanic White male victims (33% versus 94%).

(Note: differences between technical and full reports are due to differences in rounding).

This document is a research report submitted to the U.S. Department of Justice. This report has not been published by the Department. Opinions or points of view expressed are those of the author(s) and do not necessarily reflect the official position or policies of the U.S. Department of Justice.

**Figure 26.10. Weighted Estimates of Lifetime Interracial Violence**

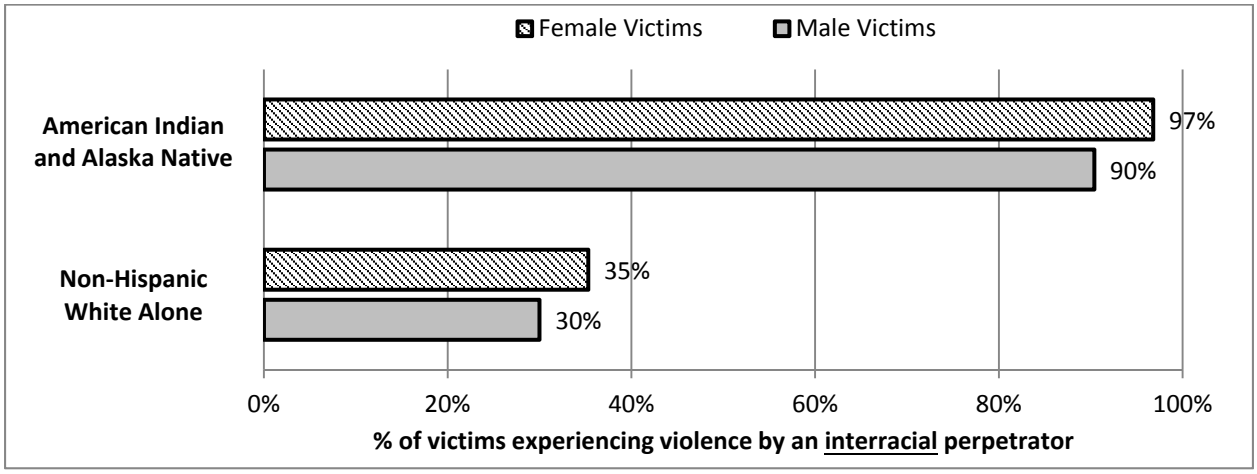


*Note: Samples are restricted to victims.*

**Figure 26.11. Weighted Estimates of Lifetime Intra-Racial Violence**

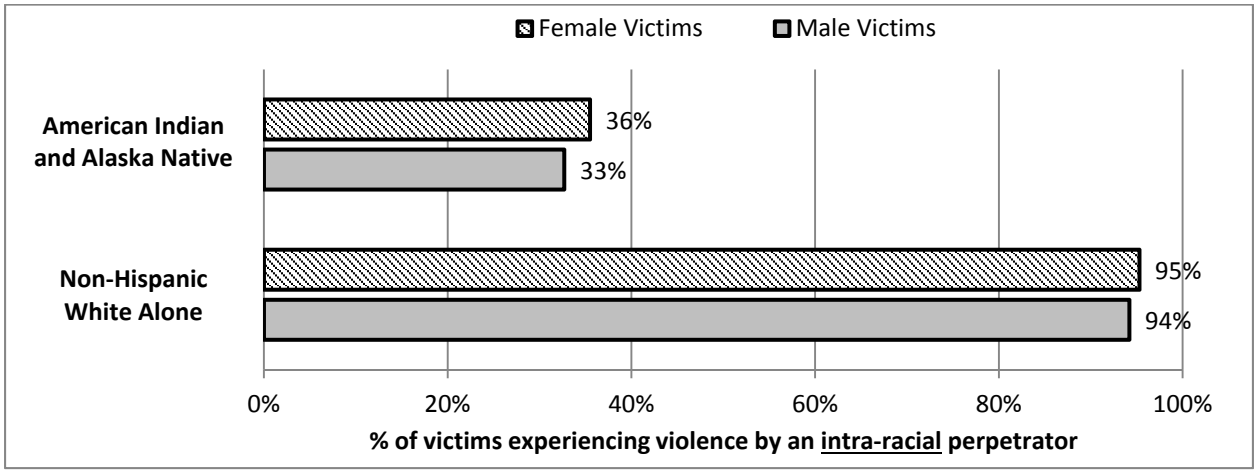


*Note: Samples are restricted to victims.*

The following table provides details on past year interracial and intra-racial experiences of violence for both women and men. As with lifetime experiences of violence, American Indian and Alaska Native victims (both female and male) are significantly more likely to experience violence by an interracial perpetrator and are significantly less likely to experience violence by an intra-racial perpetrator than non-Hispanic White alone victims.

This document is a research report submitted to the U.S. Department of Justice. This report has not been published by the Department. Opinions or points of view expressed are those of the author(s) and do not necessarily reflect the official position or policies of the U.S. Department of Justice.

**Table 26.52. Weighted Estimates of Past Year Interracial and Intra-Racial Violence**

| Gender of Victim | American Indian or Alaska Native | Non-Hispanic White Alone | Relative Risk |
|---|---|---|---|
| **Female Victims** | | | |
| % victimized by interracial perpetrator | 95.2% | 26.7% | 3.6 |
| % victimized by intra-racial perpetrator | 22.9% | 89.2% | 0.3 |
| **Male Victims** | | | |
| % victimized by interracial perpetrator | 82.6% | 19.4% | 4.3 |
| % victimized by intra-racial perpetrator | 46.0% | 88.8% | 0.5 |

*Note: Samples are restricted to victims.*

## L. IMPACT OF PHYSICAL VIOLENCE BY INTIMATE PARTNERS, STALKING, AND SEXUAL VIOLENCE

The general follow-up section includes information about the impact of violence. As documented in Chapter 21, the skip patterns in the general follow-up section appear to have been documented or programmed incorrectly. A sample of perpetrators was created by examining those who had been identified as lifetime perpetrators of physical violence by an intimate partner, stalking, or sexual violence. For American Indian and Alaska Native respondents and for non-Hispanic White alone respondents, all of these lifetime perpetrators were included in the GFU1, GFU4, GFU5, GFU6, and GFU7 questions, except for 132 whose initials were previously recoded. This section provides details on the impact of the victimizations by these perpetrators of lifetime physical violence by intimate partners, stalking, and sexual violence. Perpetrators were selected from the final perpetrator-level file if PV_99 = 1 or ST_99 = 1 or SV_99 = 1. This selection criterion is computed in the PVSTSV variable. This selection includes 3,920 perpetrators identified by American Indian and Alaska Native women, 1,758 perpetrators identified by American Indian and Alaska Native men, 12,103 perpetrators identified by non-Hispanic White alone women, and 5,340 perpetrators identified by non-Hispanic White alone men (for a total of 23,121 perpetrators).

All data in FU1P, FU4P, FU6P*, FU6B* (* = 1 to 5), and FU7P were then recoded to system missing for perpetrators that did not meet this selection criterion (i.e., when PVSTSV ≠ 1). For perpetrators that met this selection criterion (i.e., when PVSTSV = 1), all missing data were recoded to -9.

Three new variables were computed (FU5P, FU6P, and FU6B). FU5P indicates if the respondent had talked to anyone about this perpetrator (i.e., to police [FU5P1], to a doctor or nurse [FU5P2], to a psychologist or counselor [FU5P3], to a crisis hotline operator [FU5P4], to a friend [FU5P5], to a family member [FU5P6], to a romantic or sexual partner [FU5P7], or to anyone else [FU5P8]). FU6P indicates if the respondent ever needed services because of the things this perpetrator did (i.e., needed medical care [FU6P1], housing services [FU6P2], community services [FU6P3], victim's advocate services [FU6P4], or legal services [FU6P5]). FU6B indicates if the respondent was ever unable to get the services that were needed because of the things this perpetrator did.

Data were then aggregated to the respondent-level to create 12 new variables: PVSTSV, whether the respondent identified any perpetrators of physical violence by intimate partners, stalking, or sexual violence; FU1P, whether any of the PV/ST/SV perpetrators ever caused the respondent to be concerned for his/her safety; FU4P, whether any of the PV/ST/SV perpetrators ever injured the respondent; FU5P,

This document is a research report submitted to the U.S. Department of Justice. This report has not been published by the Department. Opinions or points of view expressed are those of the author(s) and do not necessarily reflect the official position or policies of the U.S. Department of Justice.

whether the respondent ever talked to anyone about what the PV/ST/SV perpetrators did; FU6P, whether any of the PV/ST/SV perpetrators ever caused the respondent to need services including medical care (FU6P1), housing services (FU6P2), community services (FU6P3), victim's advocate services (FU6P4), and legal services (FU6P5); FU6B, whether the respondent was ever unable to get the services that were needed because of the things that the PV/ST/SV perpetrators did; and FU7B, whether any of the PV/ST/SV perpetrators ever caused the respondent to have to miss days of work or school.

The PVSTSV indicator was then recoded based on the respondent-level data. If the respondent was not a victim of physical violence by intimate partners (i.e., PV_99 = 0), stalking (i.e., STALK_99 = 0), or sexual violence (SV_99 = 0), system missing data in PVSTSV were recoded to 0. Otherwise, system missing data were recoded to -9. If there were no perpetrators identified in the physical violence by intimate partners, stalking, or sexual violence section (i.e., PVSTSV = 0) but it is unknown if the respondent was a victim of physical violence by intimate partners (i.e., PV_99 = -9), stalking (i.e., STALK_99 = -9), or sexual violence (SV_99 = -9), PVSTSV was recoded from 0 to -9.

After recoding PVSTSV based on the respondent-level data, the follow-up data were recoded. System missing data in FU1P, FU4P, FU6P, FU6P* (* = 1 to 5), and FU7P were recoded to -99 when PVSTSV ≠ 1. Similarly, system missing data in FU6B were recoded to -99 when FU6P ≠ 1. (Note: ultimately these recodes are unnecessary as all missing data are recoded to system missing for the final analysis).

These new variables are computed in the "FOLLOWUP.SPS" syntax file. Results are saved in the "FINAL RLEVEL FOLLOWUP.SAV" data file with 21,378 observations and 21 variables. Final estimates are then computed in the "FOLLOWUP ESTIMATES.SAS" syntax file. Results are saved in the "FINAL FOLLOWUP.PDF" file. These files are all included in the "FINAL ANALYSIS\FOLLOWUP" folder:

| | | | |
|---|---|---|---|
| FINAL FOLLOWUP | 7/8/2015 11:24 AM | Adobe Acrobat Document | 162 KB |
| FINAL RLEVEL FOLLOWUP | 7/8/2015 11:23 AM | SPSS Statistics Data Document | 1,209 KB |
| finalfollowup | 7/8/2015 11:24 AM | SAS Data Set | 3,537 KB |
| FOLLOWUP ESTIMATES | 7/8/2015 11:24 AM | SAS System Program | 2 KB |
| FOLLOWUP | 7/8/2015 11:23 AM | SPSS Statistics Syntax File | 8 KB |

The following two tables describe the impact of physical violence by intimate partners, stalking, and sexual violence on female and male victims.

Among American Indian and Alaska Native female victims of lifetime physical violence by intimate partners, stalking, and sexual violence:

- 66.5% were concerned for their safety.
- 41.3% were physically injured.
- 92.6% had talked to someone about what the perpetrators did.
- 49.0% needed services because of what the perpetrators did.
- 40.5% had to miss days of work or school because of what the perpetrators did.

Relative to non-Hispanic White female victims of lifetime physical violence by intimate partners, stalking, and sexual violence, American Indian and Alaska Native female victims were:

- 1.5 times more likely to be injured ($p < 0.05$).
- 1.8 times more likely to need services ($p < 0.05$).
- 1.9 times more likely to have to miss days of work or school ($p < 0.05$).

This document is a research report submitted to the U.S. Department of Justice. This report has not been published by the Department. Opinions or points of view expressed are those of the author(s) and do not necessarily reflect the official position or policies of the U.S. Department of Justice.

**Table 26.53. Impact of Physical Violence by Intimate Partners, Stalking, and Sexual Violence on Female Victims**

| Impact on Female Victims | American Indian or Alaska Native | Non-Hispanic White Alone | Relative Risk |
|---|---|---|---|
| Concerned for safety | 66.5% | 59.6% | NS |
| Physically injured | 41.3% | 27.4% | 1.5 |
| Talked to someone | 92.6% | 89.9% | NS |
| Needed services | 49.0% | 27.7% | 1.8 |
| Missed work/school | 40.5% | 21.6% | 1.9 |

*Note: Samples are restricted to victims; NS, percentages across racial and ethnic groups are not significantly different (p > 0.05).*

Among American Indian and Alaska Native male victims of lifetime physical violence by intimate partners, stalking, and sexual violence:

- 26.0% were concerned for their safety.
- 20.3% were physically injured.
- 74.3% had talked to someone about what the perpetrators did.
- 19.9% needed services because of what the perpetrators did.
- 9.7% had to miss days of work or school because of what the perpetrators did.

Differences across racial and ethnic groups are not statistically significant (p > 0.05).

**Table 26.54. Impact of Physical Violence by Intimate Partners, Stalking, and Sexual Violence on Male Victims**

| Impact on Male Victims | American Indian or Alaska Native | Non-Hispanic White Alone | Relative Risk |
|---|---|---|---|
| Concerned for safety | 26.0% | 23.2% | NS |
| Physically injured | 20.3% | 10.6% | NS |
| Talked to someone | 74.3% | 68.9% | NS |
| Needed services | 19.9% | 15.3% | NS |
| Missed work/school | 9.7% | 12.2% | NS |

*Note: Samples are restricted to victims; NS, percentages across racial and ethnic groups are not significantly different (p > 0.05).*

The specific services that were needed by female and male victims are shown in the following two tables. These include whether victims needed medical care, housing services, community services, victim's advocate services, and legal services.

The most common service needed by American Indian and Alaska Native female victims of lifetime physical violence by intimate partners, stalking, and sexual violence is medical care (needed by 38% of victims). American Indian and Alaska Native female victims of lifetime physical violence by intimate partners, stalking, and sexual violence are 2.3 times more likely to need medical care than non-Hispanic White female victims (p < 0.05).

This document is a research report submitted to the U.S. Department of Justice. This report has not been published by the Department. Opinions or points of view expressed are those of the author(s) and do not necessarily reflect the official position or policies of the U.S. Department of Justice.

**Table 26.55. Services Needed by Female Victims of Physical Violence by Intimate Partners, Stalking, and Sexual Violence**

| Services Needed by Female Victims | American Indian or Alaska Native | Non-Hispanic White Alone | Relative Risk |
|---|---|---|---|
| Needed medical care | 38.0% | 16.6% | 2.3 |
| Needed housing services | 11.2% | 4.2% | NS |
| Needed community services | 4.3% | 4.6% | NS |
| Needed advocacy services | 8.8% | 5.9% | NS |
| Needed legal services | 15.8% | 16.4% | NS |

*Note: Samples are restricted to victims; NS, percentages across racial and ethnic groups are not significantly different (p > 0.05).*

The most common service needed by American Indian and Alaska Native male victims of lifetime physical violence by intimate partners, stalking, and sexual violence is also medical care (needed by 9.3% of victims). Differences in the need for medical care across racial and ethnic groups are not statistically significant (p > 0.05).

**Table 26.56. Services Needed by Male Victims of Physical Violence by Intimate Partners, Stalking, and Sexual Violence**

| Services Needed by Male Victims | American Indian or Alaska Native | Non-Hispanic White Alone | Relative Risk |
|---|---|---|---|
| Needed medical care | 9.3% | 5.1% | NS |
| Needed housing services | 0.7% | 1.3% | NS |
| Needed community services | 0.0% | 1.4% | 0.0 |
| Needed advocacy services | 3.0% | 1.0% | NS |
| Needed legal services | 9.0% | 11.1% | NS |

*Note: Samples are restricted to victims; NS, percentages across racial and ethnic groups are not significantly different (p > 0.05).*

The final table and graph show the percentage of victims who needed services that were unable to get these services. Among victims who needed services, 38.2% of American Indian and Alaska Native women and 16.9% of American Indian and Alaska Native men were unable to get the services that they needed. Among victims who needed services, American Indian and Alaska Native women were significantly less likely to get services than non-Hispanic White women (p < 0.05). Differences across racial and ethnic groups are not statistically significant for male victims.

This document is a research report submitted to the U.S. Department of Justice. This report has not been published by the Department. Opinions or points of view expressed are those of the author(s) and do not necessarily reflect the official position or policies of the U.S. Department of Justice.

**Table 26.57. Percent of Victims Unable to Get Needed Services**

| Gender of Victim who Needed Services | American Indian or Alaska Native | Non-Hispanic White Alone | Relative Risk |
|---|---|---|---|
| Female | 38.2% | 15.4% | 2.5 |
| Male | 16.9% | 13.8% | NS |

*Note: Samples are restricted to victims who needed services.*

**Figure 26.12. Percent of Victims Unable to Get Needed Services**

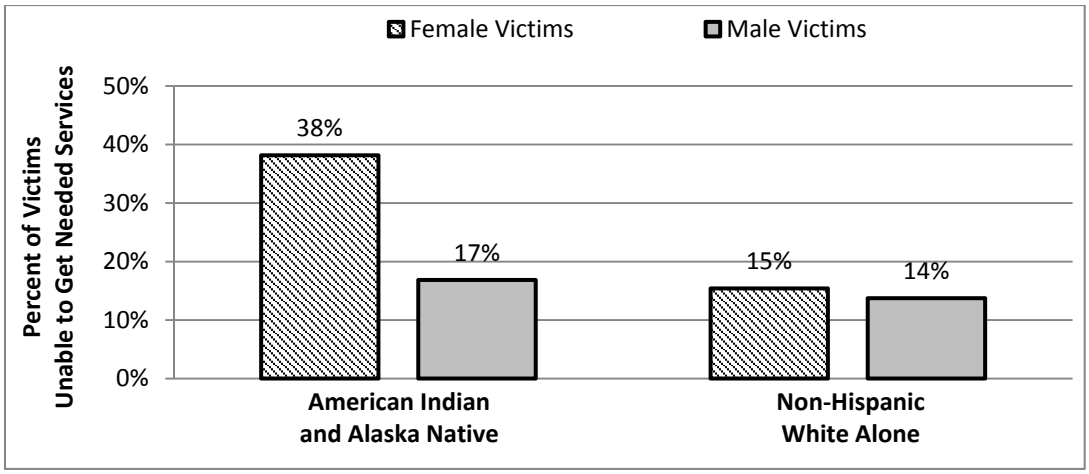


*Note: Samples are restricted to victims who needed services.*

## M. CONFIDENCE INTERVALS AND ODDS RATIOS

Confidence intervals and odds ratios for all estimates (percentages) in Chapter 26 are included in this section. Confidence intervals are not provided for the estimated numbers of victims (but those can be computed by simply multiplying the limits of the confidence intervals with the population totals – i.e., 1,837,171 for women who identify themselves as American Indian and Alaska Native women, 1,732,184 for men who identify themselves as American Indian and Alaska Native, 80,729,846 for women who identify themselves as non-Hispanic White alone, and 76,371,144 for men who identify themselves as non-Hispanic White alone).

*Confidence Intervals*

The estimates presented in the previous sections are based on a sample of people who identified themselves as American Indian or Alaska Native and on a sample of people who identified themselves as non-Hispanic White alone. Not all people in the U.S. population who identify themselves as American Indian or Alaska Native were included in this sample. Similarly, not all people in the U.S. population who identify themselves as non-Hispanic White alone were included. Because statistics were calculated using samples rather than populations, the estimates have a margin of error. To provide information about this margin of error, confidence intervals were computed for each weighted estimate. These confidence intervals provide a range of likely values for the true percentage of victims in the entire

This document is a research report submitted to the U.S. Department of Justice. This report has not been published by the Department. Opinions or points of view expressed are those of the author(s) and do not necessarily reflect the official position or policies of the U.S. Department of Justice.

population of people who identify themselves as American Indian or Alaska Native and in the entire population of people who identify themselves as non-Hispanic White alone.

The width of these confidence intervals provides information about the precision of each estimate. Estimates with wide confidence intervals indicate that there is much uncertainty about the extent to which the estimates accurately reflect the percentages of victims in the entire population. Confidence intervals were computed using a confidence level of 95%. Statistically, this indicates that if multiple independent samples were taken and confidence intervals were computed with each sample, 95% of these confidence intervals would include the percentage of victims in the entire population. In practice, interpretations for confidence intervals are more straightforward. Each confidence interval has a lower bound and an upper bound (for example, 15% to 25%). The straightforward way to interpret a 95% confidence interval of 15% to 25% is that we are 95% confident that the percentage of victims in the entire population is somewhere between 15% and 25%.

*Odds Ratios*

Odds ratios examine the difference in the odds of being a victim between people who identify themselves as American Indian or Alaska Native and people who identify themselves as non-Hispanic White alone (whereas relative risk examines the difference in the risk or probability of being a victim between people who identify themselves as American Indian or Alaska Native and people who identify themselves as non-Hispanic White alone).

The odds of being a victim for people who identify themselves as American Indian or Alaska Native (AIAN Odds) are calculated as:
*AIAN Odds = P (victim | AIAN) / P (non-victim | AIAN)*, where
P (victim | AIAN) is the probability of being a victim for people who identify themselves as American Indian or Alaska Native and P (non-victim | AIAN) is the probability of not being a victim for people who identify themselves as American Indian or Alaska Native.

The odds of being a victim for people who identify themselves as non-Hispanic White alone (NHWA Odds) are calculated as:
*NHWA Odds = P (victim | NHWA) / P (non-victim | NHWA)*, where
P (victim | NHWA) is the probability of being a victim for people who identify themselves as non-Hispanic White alone and P (non-victim | NHWA) is the probability of not being a victim for people who identify themselves as non-Hispanic White alone.

The odds ratio (OR) is then calculated as:
*OR = AIAN Odds / NHWA Odds*

When the odds ratio (OR) equals 1.0, the odds of being a victim are the same for people who identify themselves as American Indian or Alaska Native people as they are for people who identify themselves as non-Hispanic White alone. Odds ratios greater than 1.0 indicate that the odds of being a victim are greater for people who identify themselves as American Indian or Alaska Native than they are for people who identify themselves as non-Hispanic White alone. For example, an odds ratio of 2.5 would indicate that the odds of being a victim are 2.5 times greater for people who identify themselves as American Indian or Alaska Native than they are for people who identify themselves as non-Hispanic White alone. Odds ratios smaller than 1.0 indicate that the odds of being a victim are smaller for people who identify

This document is a research report submitted to the U.S. Department of Justice. This report has not been published by the Department. Opinions or points of view expressed are those of the author(s) and do not necessarily reflect the official position or policies of the U.S. Department of Justice.

themselves as American Indian or Alaska Native than they are for people who identify themselves as non-Hispanic White alone.

Odds ratios were not calculated when the confidence interval for the American Indian or Alaska Native sample overlapped with the confidence interval for the non-Hispanic White alone sample (in these cases, the odds ratios are shown as "NS", indicating that the probability of being a victim for people who identify themselves as American Indian or Alaska Native is not significantly different, at a probability level of 0.05, from the probability of being a victim for people who identify themselves as non-Hispanic White alone).

**Table 26.58. 95% Confidence Intervals and Odds Ratios for Weighted Estimates of Lifetime Sexual Violence Against Women (Table 26.12)**

*Percent of women who experienced sexual violence in their lifetime*

| Lifetime Sexual Violence Against Women | N | 95% Confidence Interval | Odds Ratio |
|---|---|---|---|
| **Lifetime Sexual Violence with Penetration: AIAN** | **2,126** | **26.2% to 43.9%** | |
| **Lifetime Sexual Violence with Penetration: NHWA** | **7,034** | **18.6% to 21.5%** | **2.15** |
| Completed Forced Penetration: AIAN | 2,151 | 21.1% to 38.0% | |
| Completed Forced Penetration: NHWA | 7,078 | 12.4% to 14.8% | 2.66 |
| Completed Alcohol or Drug Facilitated Penetration: AIAN | 2,129 | 9.9% to 23.4% | |
| Completed Alcohol or Drug Facilitated Penetration: NHWA | 7,058 | 8.0% to 10.0% | NS |
| Attempted Forced Penetration: AIAN | 2,131 | 6.1% to 18.3% | |
| Attempted Forced Penetration: NHWA | 7,044 | 4.5% to 6.1% | 2.49 |
| **Lifetime Other Sexual Violence: AIAN** | **2,154** | **42.5% to 61.7%** | |
| **Lifetime Other Sexual Violence: NHWA** | **7,104** | **45.1% to 48.6%** | **NS** |
| Sexual Coercion: AIAN | 2,121 | 15.7% to 33.2% | |
| Sexual Coercion: NHWA | 7,012 | 12.5% to 14.9% | 2.04 |
| Unwanted Sexual Contact: AIAN | 2,174 | 33.3% to 51.8% | |
| Unwanted Sexual Contact: NHWA | 7,160 | 28.9% to 32.1% | 1.69 |
| Non-Contact Sexual Experiences: AIAN | 2,199 | 29.2% to 47.5% | |
| Non-Contact Sexual Experiences: NHWA | 7,246 | 29.3% to 32.6% | NS |
| **Lifetime All Sexual Violence: AIAN** | **2,138** | **46.4% to 65.8%** | |
| **Lifetime All Sexual Violence: NHWA** | **7,072** | **48.0% to 51.4%** | **NS** |

*Note: AIAN – American Indian or Alaska Native; NHWA – non-Hispanic White alone; NS, percentages across racial and ethnic groups are not significantly different (p > 0.05).*

This document is a research report submitted to the U.S. Department of Justice. This report has not been published by the Department. Opinions or points of view expressed are those of the author(s) and do not necessarily reflect the official position or policies of the U.S. Department of Justice.

**Table 26.59. 95% Confidence Intervals and Odds Ratios for Weighted Estimates of Lifetime Sexual Violence Against Men (Table 26.13)**

*Percent of men who experienced sexual violence in their lifetime*

| Lifetime Sexual Violence Against Men | N | 95% Confidence Interval | Odds Ratio |
|---|---|---|---|
| **Lifetime Sexual Violence with Penetration: AIAN** | **1,297** | **5.3% to 16.4%** | |
| **Lifetime Sexual Violence with Penetration: NHWA** | **5,650** | **4.3% to 5.9%** | **NS** |
| Completed Forced Penetration: AIAN | 1,322 | 0.9% to 4.6% | |
| Completed Forced Penetration: NHWA | 5,679 | 1.1% to 2.0% | NS |
| Completed Alcohol or Drug Facilitated Penetration: AIAN | 1,305 | 2.9% to 12.9% | |
| Completed Alcohol or Drug Facilitated Penetration: NHWA | 5,670 | 3.0% to 4.4% | NS |
| Attempted Forced Penetration: AIAN | 1,319 | -0.1% to 5.0% | |
| Attempted Forced Penetration: NHWA | 5,669 | 0.8% to 1.5% | NS |
| **Lifetime Other Sexual Violence: AIAN** | **1,306** | **16.5% to 31.1%** | |
| **Lifetime Other Sexual Violence: NHWA** | **5,635** | **18.0% to 21.2%** | **NS** |
| Sexual Coercion: AIAN | 1,313 | 4.7% to 15.5% | |
| Sexual Coercion: NHWA | 5,647 | 4.4% to 6.4% | NS |
| Unwanted Sexual Contact: AIAN | 1,326 | 7.9% to 18.0% | |
| Unwanted Sexual Contact: NHWA | 5,692 | 11.0% to 13.6% | NS |
| Non-Contact Sexual Experiences: AIAN | 1,336 | 6.4% to 17.2% | |
| Non-Contact Sexual Experiences: NHWA | 5,727 | 8.5% to 10.9% | NS |
| **Lifetime All Sexual Violence: AIAN** | **1,299** | **19.6% to 35.4%** | |
| **Lifetime All Sexual Violence: NHWA** | **5,625** | **19.3% to 22.6%** | **NS** |

*Note: AIAN – American Indian or Alaska Native; NHWA – non-Hispanic White alone; NS, percentages across racial and ethnic groups are not significantly different (p > 0.05).*

This document is a research report submitted to the U.S. Department of Justice. This report has not been published by the Department. Opinions or points of view expressed are those of the author(s) and do not necessarily reflect the official position or policies of the U.S. Department of Justice.

**Table 26.60. 95% Confidence Intervals and Odds Ratios for Weighted Estimates of Past Year Sexual Violence Against Women (Table 26.14)**

*Percent of women who experienced sexual violence in past year*

| Past Year Sexual Violence Against Women | N | 95% Confidence Interval | Odds Ratio |
|---|---|---|---|
| **Past Year Sexual Violence with Penetration: AIAN** | **2,066** | **-0.7% to 9.8%** | |
| **Past Year Sexual Violence with Penetration: NHWA** | **6,927** | **0.7% to 1.7%** | **NS** |
| Completed Forced Penetration: AIAN | 2,137 | -1.3% to 8.5% | |
| Completed Forced Penetration: NHWA | 7,042 | 0.2% to 0.8% | NS |
| Completed Alcohol or Drug Facilitated Penetration: AIAN | 2,111 | -1.7% to 8.2% | |
| Completed Alcohol or Drug Facilitated Penetration: NHWA | 7,017 | 0.4% to 1.2% | NS |
| Attempted Forced Penetration: AIAN | 2,126 | -2.0% to 7.7% | |
| Attempted Forced Penetration: NHWA | 7,043 | 0.1% to 0.6% | NS |
| **Past Year Other Sexual Violence: AIAN** | **2,072** | **5.4% to 21.5%** | |
| **Past Year Other Sexual Violence: NHWA** | **6,836** | **4.0% to 5.8%** | **NS** |
| Sexual Coercion: AIAN | 2,111 | 0.4% to 14.0% | |
| Sexual Coercion: NHWA | 6,979 | 1.2% to 2.1% | NS |
| Unwanted Sexual Contact: AIAN | 2,152 | 0.9% to 13.8% | |
| Unwanted Sexual Contact: NHWA | 7,092 | 1.8% to 3.1% | NS |
| Non-Contact Sexual Experiences: AIAN | 2,184 | -0.2% to 10.1% | |
| Non-Contact Sexual Experiences: NHWA | 7,194 | 1.1% to 2.3% | NS |
| **Past Year All Sexual Violence: AIAN** | **2,019** | **6.2% to 22.6%** | |
| **Past Year All Sexual Violence: NHWA** | **6,739** | **4.5% to 6.4%** | **NS** |

*Note: AIAN – American Indian or Alaska Native; NHWA – non-Hispanic White alone; NS, percentages across racial and ethnic groups are not significantly different (p > 0.05).*

This document is a research report submitted to the U.S. Department of Justice. This report has not been published by the Department. Opinions or points of view expressed are those of the author(s) and do not necessarily reflect the official position or policies of the U.S. Department of Justice.

**Table 26.61. 95% Confidence Intervals and Odds Ratios for Weighted Estimates of Past Year Sexual Violence Against Men (Table 26.15)**

*Percent of men who experienced sexual violence in the past year*

| Lifetime Sexual Violence Against Men | N | 95% Confidence Interval | Odds Ratio |
|---|---|---|---|
| **Lifetime Sexual Violence with Penetration: AIAN** | **1,285** | **-1.3% to 5.8%** | |
| **Lifetime Sexual Violence with Penetration: NHWA** | **5,624** | **0.4% to 1.1%** | **NS** |
| Completed Forced Penetration: AIAN | 1,322 | -0.2% to 0.9% | |
| Completed Forced Penetration: NHWA | 5,672 | 0.0% to 0.3% | NS |
| Completed Alcohol or Drug Facilitated Penetration: AIAN | 1,298 | -1.5% to 5.6% | |
| Completed Alcohol or Drug Facilitated Penetration: NHWA | 5,654 | 0.2% to 0.8% | NS |
| Attempted Forced Penetration: AIAN | 1,318 | 0.0% to 0.0% | |
| Attempted Forced Penetration: NHWA | 5,668 | 0.1% to 0.3% | 0.08 |
| **Lifetime Other Sexual Violence: AIAN** | **1,280** | **2.8% to 13.0%** | |
| **Lifetime Other Sexual Violence: NHWA** | **5,557** | **2.7% to 4.3%** | **NS** |
| Sexual Coercion: AIAN | 1,307 | 0.6% to 8.5% | |
| Sexual Coercion: NHWA | 5,640 | 0.5% to 1.3% | NS |
| Unwanted Sexual Contact: AIAN | 1,317 | 0.0% to 6.2% | |
| Unwanted Sexual Contact: NHWA | 5,670 | 1.3% to 2.4% | NS |
| Non-Contact Sexual Experiences: AIAN | 1,331 | 0.1% to 6.3% | |
| Non-Contact Sexual Experiences: NHWA | 5,711 | 1.1% to 2.2% | NS |
| **Lifetime All Sexual Violence: AIAN** | **1,258** | **3.7% to 16.0%** | |
| **Lifetime All Sexual Violence: NHWA** | **5,526** | **3.0% to 4.6%** | **NS** |

*Note: AIAN – American Indian or Alaska Native; NHWA – non-Hispanic White alone; NS, percentages across racial and ethnic groups are not significantly different (p > 0.05).*

This document is a research report submitted to the U.S. Department of Justice. This report has not been published by the Department. Opinions or points of view expressed are those of the author(s) and do not necessarily reflect the official position or policies of the U.S. Department of Justice.

**Table 26.62. 95% Confidence Intervals and Odds Ratios for Weighted Estimates of Completed Forced Penetration (Tables 26.16 and 26.17)**

*Percent of women and men who experienced completed forced penetration in their lifetime and in the past year*

| Completed Forced Penetration | American Indian or Alaska Native | | Non-Hispanic White Alone | | Odds Ratio |
|---|---|---|---|---|---|
| | N | 95% CI | N | 95% CI | |
| **Lifetime Estimate - Women** | **2,151** | **21.1% to 38.0%** | **7,078** | **12.4% to 14.8%** | **2.66** |
| Made to receive vaginal or anal sex | 2,153 | 20.3% to 37.2% | 7,079 | 11.8% to 14.3% | 2.69 |
| Made to receive oral sex | 2,157 | 1.7% to 8.0% | 7,082 | 1.9% to 3.1% | NS |
| Made to perform oral sex | 2,159 | 3.4% to 12.4% | 7,090 | 3.2% to 4.7% | NS |
| **Past Year Estimate - Women** | **2,137** | **-1.3% to 8.5%** | **7,042** | **0.2% to 0.8%** | **NS** |
| Made to receive vaginal or anal sex | 2,140 | -1.3% to 8.5% | 7,047 | 0.2% to 0.8% | NS |
| Made to receive oral sex | 2,156 | 0.0% to 0.0% | 7,082 | 0.0% to 0.1% | NS |
| Made to perform oral sex | 2,159 | -0.7% to 2.2% | 7,089 | 0.0% to 0.1% | NS |
| **Lifetime Estimate - Men** | **1,322** | **0.9% to 4.6%** | **5,679** | **1.1% to 2.0%** | **NS** |
| Made to receive vaginal or anal sex | 1,325 | 0.1% to 3.3% | 5,679 | 0.5% to 1.3% | NS |
| Made to receive oral sex | 1,323 | -0.3% to 1.9% | 5,678 | 0.3% to 0.8% | NS |
| Made to perform vaginal or anal sex | 1,328 | 0.3% to 2.9% | 5,692 | 0.4% to 1.0% | NS |
| Made to perform oral sex | 1,325 | -0.1% to 2.2% | 5,684 | 0.4% to 1.2% | NS |
| **Past Year Estimate - Men** | **1,322** | **-0.2% to 0.9%** | **5,672** | **0.0% to 0.3%** | **NS** |
| Made to receive vaginal or anal sex | 1,325 | 0.0% to 0.0% | 5,675 | 0.0% to 0.1% | NS |
| Made to receive oral sex | 1,323 | 0.0% to 0.0% | 5,678 | 0.0% to 0.1% | NS |
| Made to perform vaginal or anal sex | 1,328 | -0.2% to 0.9% | 5,691 | 0.0% to 0.2% | NS |
| Made to perform oral sex | 1,325 | 0.0% to 0.0% | 5,684 | 0.0% to 0.1% | NS |

*Note: NS, percentages across racial and ethnic groups are not significantly different (p > 0.05).*

This document is a research report submitted to the U.S. Department of Justice. This report has not been published by the Department. Opinions or points of view expressed are those of the author(s) and do not necessarily reflect the official position or policies of the U.S. Department of Justice.

**Table 26.63. 95% Confidence Intervals and Odds Ratios for Weighted Estimates of Completed Alcohol or Drug Facilitated Penetration (Tables 26.18 and 26.19)**

*Percent of women and men who experienced completed alcohol or drug facilitated penetration in their lifetime and in the past year*

| Completed Alcohol or Drug Facilitated Penetration | American Indian or Alaska Native | | Non-Hispanic White Alone | | Odds Ratio |
|---|---|---|---|---|---|
| | N | 95% CI | N | 95% CI | |
| **Lifetime Estimate - Women** | **2,129** | **9.9% to 23.4%** | **7,058** | **8.0% to 10.0%** | **NS** |
| Made to receive vaginal or anal sex | 2,143 | 8.9% to 22.0% | 7,114 | 6.9% to 8.8% | 2.13 |
| Made to receive oral sex | 2,140 | 0.6% to 5.5% | 7,065 | 1.5% to 2.7% | NS |
| Made to perform oral sex | 2,155 | 0.9% to 5.3% | 7,100 | 1.7% to 2.8% | NS |
| **Past Year Estimate - Women** | **2,111** | **-1.7% to 8.2%** | **7,017** | **0.4% to 1.2%** | **NS** |
| Made to receive vaginal or anal sex | 2,134 | -1.6% to 8.1% | 7,105 | 0.3% to 0.9% | NS |
| Made to receive oral sex | 2,140 | 0.0% to 0.0% | 7,063 | 0.0% to 0.5% | 0.00 |
| Made to perform oral sex | 2,155 | -0.6% to 2.0% | 7,100 | 0.0% to 0.2% | NS |
| **Lifetime Estimate - Men** | **1,305** | **2.9% to 12.9%** | **5,670** | **3.0% to 4.4%** | **NS** |
| Made to receive vaginal or anal sex | 1,329 | -0.1% to 0.9% | 5,698 | 0.4% to 1.2% | NS |
| Made to receive oral sex | 1,317 | 0.0% to 7.6% | 5,675 | 1.3% to 2.3% | NS |
| Made to perform vaginal or anal sex | 1,317 | 1.1% to 7.7% | 5,692 | 1.4% to 2.3% | NS |
| Made to perform oral sex | 1,323 | -0.5% to 3.0% | 5,684 | 0.5% to 1.4% | NS |
| **Past Year Estimate - Men** | **1,298** | **-1.5% to 5.6%** | **5,654** | **0.2% to 0.8%** | **NS** |
| Made to receive vaginal or anal sex | 1,329 | 0.0% to 0.0% | 5,697 | 0.0% to 0.1% | NS |
| Made to receive oral sex | 1,316 | -1.5% to 5.4% | 5,675 | 0.1% to 0.6% | NS |
| Made to perform vaginal or anal sex | 1,313 | -0.1% to 0.4% | 5,688 | 0.0% to 0.5% | NS |
| Made to perform oral sex | 1,323 | 0.0% to 0.0% | 5,683 | 0.0% to 0.1% | NS |

*Note: NS, percentages across racial and ethnic groups are not significantly different (p > 0.05).*

This document is a research report submitted to the U.S. Department of Justice. This report has not been published by the Department. Opinions or points of view expressed are those of the author(s) and do not necessarily reflect the official position or policies of the U.S. Department of Justice.

**Table 26.64. 95% Confidence Intervals and Odds Ratios for Weighted Estimates of Lifetime Interracial Sexual Violence Against Female Victims (Tables 26.20 & 26.21)**

*Percent of lifetime female victims who experienced sexual violence by at least one interracial perpetrator*

| Lifetime Interracial Sexual Violence Against Female Victims | N | 95% Confidence Interval | Odds Ratio |
|---|---|---|---|
| **Sexual Violence with Penetration: AIAN** | **408** | **80.6% to 98.4%** | |
| **Sexual Violence with Penetration: NHWA** | **1162** | **24.7% to 32.7%** | **21.24** |
| Completed Forced Penetration: AIAN | 295 | 78.2% to 98.2% | |
| Completed Forced Penetration: NHWA | 801 | 22.4% to 32.0% | 19.96 |
| Made to receive vaginal or anal sex: AIAN | 293 | 79.8% to 99.3% | |
| Made to receive vaginal or anal sex: NHWA | 767 | 21.5% to 31.3% | 23.91 |
| Made to receive oral sex: AIAN | 46 | 39.2% to 105.1% | |
| Made to receive oral sex: NHWA | 120 | 12.3% to 35.0% | 8.36 |
| Made to perform oral sex: AIAN | 67 | 78.8% to 104.9% | |
| Made to perform oral sex: NHWA | 222 | 11.9% to 25.3% | 49.36 |
| Completed Alcohol or Drug Facilitated Penetration: AIAN | 221 | 72.8% to 101.8% | |
| Completed Alcohol or Drug Facilitated Penetration: NHWA | 519 | 18.1% to 28.5% | 22.72 |
| Made to receive vaginal or anal sex: AIAN | 216 | 71.3% to 101.0% | |
| Made to receive vaginal or anal sex: NHWA | 484 | 17.3% to 28.0% | 21.18 |
| Made to receive oral sex: AIAN | 37 | 36.9% to 109.5% | |
| Made to receive oral sex: NHWA | 95 | 8.3% to 28.8% | 12.01 |
| Made to perform oral sex: AIAN | 46 | 89.5% to 102.7% | |
| Made to perform oral sex: NHWA | 119 | 13.5% to 33.5% | 81.03 |
| Attempted Forced Penetration: AIAN | 131 | 63.6% to 101.0% | |
| Attempted Forced Penetration: NHWA | 343 | 19.6% to 33.8% | 12.76 |
| **Other Sexual Violence: AIAN** | **608** | **91.7% to 100.9%** | |
| **Other Sexual Violence: NHWA** | **2617** | **26.4% to 31.7%** | **64.05** |
| Sexual Coercion: AIAN | 233 | 76.1% to 100.2% | |
| Sexual Coercion: NHWA | 852 | 14.7% to 22.6% | 32.42 |
| Unwanted Sexual Contact: AIAN | 447 | 92.4% to 99.9% | |
| Unwanted Sexual Contact: NHWA | 1829 | 21.8% to 27.9% | 75.14 |
| Non-Contact Unwanted Sexual Experiences: AIAN | 377 | 83.9% to 100.5% | |
| Non-Contact Unwanted Sexual Experiences: NHWA | 1720 | 19.8% to 25.9% | 39.69 |
| **Any Sexual Violence: AIAN** | **681** | **91.9% to 100.5%** | |
| **Any Sexual Violence: NHWA** | **2750** | **29.2% to 34.5%** | **54.00** |

*Note: Samples are restricted to victims; AIAN – American Indian or Alaska Native; NHWA – non-Hispanic White alone.*

This document is a research report submitted to the U.S. Department of Justice. This report has not been published by the Department. Opinions or points of view expressed are those of the author(s) and do not necessarily reflect the official position or policies of the U.S. Department of Justice.

**Table 26.65. 95% Confidence Intervals and Odds Ratios for Weighted Estimates of Lifetime Intra-Racial Sexual Violence Against Female Victims (Tables 26.20 & 26.22)**

*Percent of lifetime female victims who experienced sexual violence by at least one intra-racial perpetrator*

| Lifetime Intra-Racial Sexual Violence Against Female Victims | N | 95% Confidence Interval | Odds Ratio |
|---|---|---|---|
| **Sexual Violence with Penetration: AIAN** | **416** | **9.8% to 35.5%** | |
| **Sexual Violence with Penetration: NHWA** | **1223** | **79.8% to 86.7%** | **0.06** |
| Completed Forced Penetration: AIAN | 302 | 3.6% to 25.3% | |
| Completed Forced Penetration: NHWA | 815 | 76.7% to 85.3% | 0.04 |
| Made to receive vaginal or anal sex: AIAN | 298 | 2.1% to 22.3% | |
| Made to receive vaginal or anal sex: NHWA | 781 | 76.3% to 85.2% | 0.03 |
| Made to receive oral sex: AIAN | 46 | -5.1% to 60.8% | |
| Made to receive oral sex: NHWA | 119 | 83.7% to 95.7% | 0.04 |
| Made to perform oral sex: AIAN | 66 | -5.1% to 27.8% | |
| Made to perform oral sex: NHWA | 221 | 80.6% to 92.0% | 0.02 |
| Completed Alcohol or Drug Facilitated Penetration: AIAN | 222 | 2.7% to 38.0% | |
| Completed Alcohol or Drug Facilitated Penetration: NHWA | 536 | 79.3% to 88.7% | 0.05 |
| Made to receive vaginal or anal sex: AIAN | 214 | 2.7% to 38.4% | |
| Made to receive vaginal or anal sex: NHWA | 489 | 77.3% to 87.4% | 0.06 |
| Made to receive oral sex: AIAN | 37 | -6.9% to 81.4% | |
| Made to receive oral sex: NHWA | 95 | 74.5% to 94.2% | NS |
| Made to perform oral sex: AIAN | 48 | -3.4% to 20.1% | |
| Made to perform oral sex: NHWA | 117 | 72.9% to 91.2% | 0.02 |
| Attempted Forced Penetration: AIAN | 131 | -0.7% to 36.7% | |
| Attempted Forced Penetration: NHWA | 344 | 73.1% to 85.5% | 0.06 |
| **Other Sexual Violence: AIAN** | **603** | **9.0% to 28.9%** | |
| **Other Sexual Violence: NHWA** | **2855** | **89.3% to 92.8%** | **0.02** |
| Sexual Coercion: AIAN | 234 | 6.3% to 41.0% | |
| Sexual Coercion: NHWA | 866 | 84.3% to 91.1% | 0.04 |
| Unwanted Sexual Contact: AIAN | 440 | 1.6% to 11.1% | |
| Unwanted Sexual Contact: NHWA | 1891 | 85.6% to 90.4% | 0.01 |
| Non-Contact Unwanted Sexual Experiences: AIAN | 372 | 4.7% to 25.5% | |
| Non-Contact Unwanted Sexual Experiences: NHWA | 1808 | 86.0% to 90.8% | 0.02 |
| **Any Sexual Violence: AIAN** | **680** | **10.8% to 30.4%** | |
| **Any Sexual Violence: NHWA** | **3043** | **89.2% to 92.5%** | **0.03** |

*Note: Samples are restricted to victims; AIAN – American Indian or Alaska Native; NHWA – non-Hispanic White alone; NS – percentages across racial and ethnic groups are not significantly different (p > 0.05).*

This document is a research report submitted to the U.S. Department of Justice. This report has not been published by the Department. Opinions or points of view expressed are those of the author(s) and do not necessarily reflect the official position or policies of the U.S. Department of Justice.

**Table 26.66. 95% Confidence Intervals and Odds Ratios for Weighted Estimates of Lifetime Interracial Sexual Violence Against Male Victims (Tables 26.20 & 26.23)**

*Percent of lifetime male victims who experienced sexual violence by at least one interracial perpetrator*

| Lifetime Interracial Sexual Violence Against Male Victims | N | 95% Confidence Interval | Odds Ratio |
|---|---|---|---|
| **Sexual Violence with Penetration: AIAN** | **128** | **87.6% to 99.3%** | |
| **Sexual Violence with Penetration: NHWA** | **245** | **15.8% to 31.3%** | **46.49** |
| Completed Forced Penetration: AIAN | 30 | 66.5% to 108.5% | |
| Completed Forced Penetration: NHWA | 74 | 6.4% to 27.6% | 34.32 |
| Made to receive vaginal or anal sex: AIAN | 12 | 39.4% to 117.2% | |
| Made to receive vaginal or anal sex: NHWA | 39 | 3.4% to 37.1% | 14.18 |
| Made to receive oral sex: AIAN | 9 | 96.0% to 101.5% | |
| Made to receive oral sex: NHWA | 27 | 2.3% to 48.4% | 234.51 |
| Made to perform vaginal or anal sex: AIAN | 18 | 97.2% to 100.5% | |
| Made to perform vaginal or anal sex: NHWA | 27 | 0.9% to 41.2% | 323.42 |
| Made to perform oral sex: AIAN | 10 | 95.3% to 101.6% | |
| Made to perform oral sex: NHWA | 34 | -0.6% to 19.7% | 594.62 |
| Completed Alcohol or Drug Facilitated Penetration: AIAN | 101 | 84.6% to 99.9% | |
| Completed Alcohol or Drug Facilitated Penetration: NHWA | 166 | 14.0% to 33.0% | 38.77 |
| Made to receive vaginal or anal sex: AIAN | 7 | 89.9% to 103.9% | |
| Made to receive vaginal or anal sex: NHWA | 24 | -0.5% to 32.8% | 162.58 |
| Made to receive oral sex: AIAN | 43 | 88.3% to 102.2% | |
| Made to receive oral sex: NHWA | 94 | 10.5% to 34.1% | 70.50 |
| Made to perform vaginal or anal sex: AIAN | 80 | 74.0% to 100.9% | |
| Made to perform vaginal or anal sex: NHWA | 92 | 12.9% to 30.6% | 25.07 |
| Made to perform oral sex: AIAN | 16 | 90.2% to 102.6% | |
| Made to perform oral sex: NHWA | 32 | 0.7% to 21.5% | 212.89 |
| Attempted Forced Penetration: AIAN | 29 | 65.5% to 109.8% | |
| Attempted Forced Penetration: NHWA | 70 | 9.1% to 37.7% | 23.21 |
| **Other Sexual Violence: AIAN** | **257** | **75.1% to 98.5%** | |
| **Other Sexual Violence: NHWA** | **911** | **21.6% to 30.4%** | **18.73** |
| Sexual Coercion: AIAN | 91 | 62.5% to 105.7% | |
| Sexual Coercion: NHWA | 277 | 13.9% to 30.9% | 18.35 |
| Unwanted Sexual Contact: AIAN | 157 | 87.7% to 99.9% | |
| Unwanted Sexual Contact: NHWA | 580 | 16.5% to 25.9% | 56.37 |
| Non-Contact Unwanted Sexual Experiences: AIAN | 131 | 78.1% to 104.0% | |
| Non-Contact Unwanted Sexual Experiences: NHWA | 466 | 18.0% to 29.9% | 32.41 |
| **Any Sexual Violence: AIAN** | **296** | **78.3% to 98.9%** | |
| **Any Sexual Violence: NHWA** | **976** | **22.9% to 31.6%** | **20.71** |

*Note: Samples are restricted to victims; AIAN – American Indian or Alaska Native; NHWA – non-Hispanic White alone.*

This document is a research report submitted to the U.S. Department of Justice. This report has not been published by the Department. Opinions or points of view expressed are those of the author(s) and do not necessarily reflect the official position or policies of the U.S. Department of Justice.

**Table 26.67. 95% Confidence Intervals and Odds Ratios for Weighted Estimates of Lifetime Intra-Racial Sexual Violence Against Male Victims (Tables 26.20 & 26.24)**

*Percent of lifetime male victims who experienced sexual violence by at least one intra-racial perpetrator*

| Lifetime Intra-Racial Sexual Violence Against Male Victims | N | 95% Confidence Interval | Odds Ratio |
|---|---|---|---|
| **Sexual Violence with Penetration: AIAN** | **125** | **1.1% to 17.7%** | |
| **Sexual Violence with Penetration: NHWA** | **257** | **79.5% to 91.5%** | **0.02** |
| Completed Forced Penetration: AIAN | 29 | -8.5% to 34.8% | |
| Completed Forced Penetration: NHWA | 76 | 75.1% to 95.1% | 0.03 |
| Made to receive vaginal or anal sex: AIAN | 12 | -16.9% to 61.0% | |
| Made to receive vaginal or anal sex: NHWA | 41 | 67.6% to 98.5% | 0.06 |
| Made to receive oral sex: AIAN | 9 | -2.1% to 6.2% | |
| Made to receive oral sex: NHWA | 27 | 52.8% to 98.7% | 0.01 |
| Made to perform vaginal or anal sex: AIAN | 17 | -0.5% to 3.6% | |
| Made to perform vaginal or anal sex: NHWA | 27 | 58.8% to 99.1% | 0.00 |
| Made to perform oral sex: AIAN | 10 | -1.6% to 6.1% | |
| Made to perform oral sex: NHWA | 34 | 84.3% to 101.7% | 0.00 |
| Completed Alcohol or Drug Facilitated Penetration: AIAN | 100 | 0.2% to 16.2% | |
| Completed Alcohol or Drug Facilitated Penetration: NHWA | 172 | 77.3% to 92.3% | 0.02 |
| Made to receive vaginal or anal sex: AIAN | 7 | -4.4% to 12.6% | |
| Made to receive vaginal or anal sex: NHWA | 25 | 68.5% to 100.4% | 0.01 |
| Made to receive oral sex: AIAN | 44 | -2.1% to 12.4% | |
| Made to receive oral sex: NHWA | 93 | 71.4% to 94.2% | 0.01 |
| Made to perform vaginal or anal sex: AIAN | 78 | -0.8% to 27.1% | |
| Made to perform vaginal or anal sex: NHWA | 92 | 76.6% to 93.6% | 0.03 |
| Made to perform oral sex: AIAN | 16 | -2.7% to 10.5% | |
| Made to perform oral sex: NHWA | 33 | 80.0% to 99.8% | 0.00 |
| Attempted Forced Penetration: AIAN | 28 | -9.7% to 34.7% | |
| Attempted Forced Penetration: NHWA | 70 | 68.8% to 94.2% | 0.03 |
| **Other Sexual Violence: AIAN** | **247** | **14.3% to 49.3%** | |
| **Other Sexual Violence: NHWA** | **966** | **88.8% to 94.1%** | **0.04** |
| Sexual Coercion: AIAN | 89 | -1.3% to 52.7% | |
| Sexual Coercion: NHWA | 281 | 82.6% to 93.5% | 0.05 |
| Unwanted Sexual Contact: AIAN | 154 | 1.2% to 31.2% | |
| Unwanted Sexual Contact: NHWA | 602 | 87.2% to 93.5% | 0.02 |
| Non-Contact Unwanted Sexual Experiences: AIAN | 127 | 2.1% to 44.9% | |
| Non-Contact Unwanted Sexual Experiences: NHWA | 481 | 84.8% to 93.5% | 0.04 |
| **Any Sexual Violence: AIAN** | **283** | **13.1% to 45.4%** | |
| **Any Sexual Violence: NHWA** | **1042** | **87.9% to 93.4%** | **0.04** |

*Note: Samples are restricted to victims; AIAN – American Indian or Alaska Native; NHWA – non-Hispanic White alone.*

This document is a research report submitted to the U.S. Department of Justice. This report has not been published by the Department. Opinions or points of view expressed are those of the author(s) and do not necessarily reflect the official position or policies of the U.S. Department of Justice.

**Table 26.68. 95% Confidence Intervals and Odds Ratios for Weighted Estimates of Past Year Interracial Sexual Violence Against Female Victims (Table 26.25)**

*Percent of past year female victims who experienced sexual violence by at least one interracial perpetrator*

| Past Year Interracial Sexual Violence Against Female Victims | N | 95% Confidence Interval | Odds Ratio |
|---|---|---|---|
| **Sexual Violence with Penetration: AIAN** | **28** | **97.3% to 101.0%** | |
| **Sexual Violence with Penetration: NHWA** | **39** | **18.2% to 63.3%** | **163.60** |
| Completed Forced Penetration: AIAN | 14 | 96.6% to 101.4% | |
| Completed Forced Penetration: NHWA | 16 | 29.3% to 92.9% | 63.49 |
| Made to receive vaginal or anal sex: AIAN | 14 | 96.5% to 101.5% | |
| Made to receive vaginal or anal sex: NHWA | 16 | 29.3% to 92.9% | 63.49 |
| Made to receive oral sex: AIAN | 4 | 0.0% to 0.0% | |
| Made to receive oral sex: NHWA | 3 | -12.1% to 30.1% | NS |
| Made to perform oral sex: AIAN | 6 | 79.0% to 112.0% | |
| Made to perform oral sex: NHWA | 3 | 47.4% to 119.7% | NS |
| Completed Alcohol or Drug Facilitated Penetration: AIAN | 18 | 99.6% to 100.1% | |
| Completed Alcohol or Drug Facilitated Penetration: NHWA | 23 | 0.8% to 37.6% | 3069.27 |
| Made to receive vaginal or anal sex: AIAN | 15 | 99.6% to 100.1% | |
| Made to receive vaginal or anal sex: NHWA | 18 | -1.3% to 41.2% | 3173.41 |
| Made to receive oral sex: AIAN | 3 | 31.0% to 120.7% | |
| Made to receive oral sex: NHWA | 5 | 0.0% to 0.0% | -- |
| Made to perform oral sex: AIAN | 7 | 98.8% to 100.5% | |
| Made to perform oral sex: NHWA | 6 | -17.0% to 70.5% | 761.33 |
| Attempted Forced Penetration: AIAN | 9 | 95.2% to 102.3% | |
| Attempted Forced Penetration: NHWA | 11 | -13.9% to 82.1% | 152.26 |
| **Other Sexual Violence: AIAN** | **90** | **98.3% to 100.2%** | |
| **Other Sexual Violence: NHWA** | **211** | **22.6% to 43.8%** | **263.70** |
| Sexual Coercion: AIAN | 39 | 98.2% to 100.6% | |
| Sexual Coercion: NHWA | 94 | 7.2% to 35.9% | 577.53 |
| Unwanted Sexual Contact: AIAN | 51 | 97.1% to 100.6% | |
| Unwanted Sexual Contact: NHWA | 103 | 28.9% to 59.3% | 107.10 |
| Non-Contact Unwanted Sexual Experiences: AIAN | 28 | 99.7% to 100.0% | |
| Non-Contact Unwanted Sexual Experiences: NHWA | 79 | 14.6% to 54.0% | 1669.72 |
| **Any Sexual Violence: AIAN** | **95** | **98.4% to 100.2%** | |
| **Any Sexual Violence: NHWA** | **220** | **23.8% to 44.2%** | **280.00** |

*Note: Samples are restricted to victims; AIAN – American Indian or Alaska Native; NHWA – non-Hispanic White alone; NS – percentages across racial and ethnic groups are not significantly different ($p > 0.05$); --, statistically significant ($p < 0.05$) but cannot calculate odds ratio (division by zero).*

This document is a research report submitted to the U.S. Department of Justice. This report has not been published by the Department. Opinions or points of view expressed are those of the author(s) and do not necessarily reflect the official position or policies of the U.S. Department of Justice.

**Table 26.69. 95% Confidence Intervals and Odds Ratios for Weighted Estimates of Past Year Intra-Racial Sexual Violence Against Female Victims (Table 26.26)**

*Percent of past year female victims who experienced sexual violence by at least one intra-racial perpetrator*

| Past Year Intra-Racial Sexual Violence Against Female Victims | N | 95% Confidence Interval | Odds Ratio |
|---|---|---|---|
| **Sexual Violence with Penetration: AIAN** | **29** | **-3.5% to 10.7%** | |
| **Sexual Violence with Penetration: NHWA** | **39** | **49.6% to 92.3%** | **0.02** |
| Completed Forced Penetration: AIAN | 15 | -1.4% to 3.4% | |
| Completed Forced Penetration: NHWA | 14 | 17.7% to 86.7% | 0.01 |
| Made to receive vaginal or anal sex: AIAN | 14 | -1.5% to 3.5% | |
| Made to receive vaginal or anal sex: NHWA | 14 | 17.7% to 86.7% | 0.01 |
| Made to receive oral sex: AIAN | 4 | 100.0% to 100.0% | |
| Made to receive oral sex: NHWA | 3 | 69.9% to 112.1% | NS |
| Made to perform oral sex: AIAN | 6 | -12.0% to 21.0% | |
| Made to perform oral sex: NHWA | 3 | -19.7% to 52.6% | NS |
| Completed Alcohol or Drug Facilitated Penetration: AIAN | 19 | -4.2% to 10.2% | |
| Completed Alcohol or Drug Facilitated Penetration: NHWA | 23 | 62.4% to 99.2% | 0.01 |
| Made to receive vaginal or anal sex: AIAN | 15 | -4.2% to 10.1% | |
| Made to receive vaginal or anal sex: NHWA | 18 | 58.8% to 101.3% | 0.01 |
| Made to receive oral sex: AIAN | 3 | -20.7% to 69.0% | |
| Made to receive oral sex: NHWA | 5 | 100.0% to 100.0% | -- |
| Made to perform oral sex: AIAN | 7 | -0.5% to 1.2% | |
| Made to perform oral sex: NHWA | 6 | 29.5% to 117.0% | 0.00 |
| Attempted Forced Penetration: AIAN | 9 | -2.3% to 4.9% | |
| Attempted Forced Penetration: NHWA | 11 | 17.9% to 113.9% | 0.01 |
| **Other Sexual Violence: AIAN** | **89** | **-0.3% to 2.5%** | |
| **Other Sexual Violence: NHWA** | **223** | **63.9% to 84.2%** | **0.00** |
| Sexual Coercion: AIAN | 38 | -0.6% to 1.8% | |
| Sexual Coercion: NHWA | 93 | 77.9% to 96.8% | 0.00 |
| Unwanted Sexual Contact: AIAN | 52 | -0.8% to 3.9% | |
| Unwanted Sexual Contact: NHWA | 108 | 46.6% to 77.9% | 0.01 |
| Non-Contact Unwanted Sexual Experiences: AIAN | 28 | 0.0% to 0.3% | |
| Non-Contact Unwanted Sexual Experiences: NHWA | 82 | 48.5% to 87.4% | 0.00 |
| **Any Sexual Violence: AIAN** | **97** | **-0.7% to 4.7%** | |
| **Any Sexual Violence: NHWA** | **237** | **64.5% to 83.9%** | **0.01** |

*Note: Samples are restricted to victims; AIAN – American Indian or Alaska Native; NHWA – non-Hispanic White alone; NS – percentages across racial/ethnic groups are not significantly different ($p > 0.05$); --, statistically significant ($p < 0.05$) but cannot calculate odds ratio (division by zero).*

This document is a research report submitted to the U.S. Department of Justice. This report has not been published by the Department. Opinions or points of view expressed are those of the author(s) and do not necessarily reflect the official position or policies of the U.S. Department of Justice.

**Table 26.70. 95% Confidence Intervals and Odds Ratios for Weighted Estimates of Past Year Interracial Sexual Violence Against Male Victims (Table 26.27)**

*Percent of past year male victims who experienced sexual violence by at least one interracial perpetrator*

| Past Year Interracial Sexual Violence Against Male Victims | N | 95% Confidence Interval | Odds Ratio |
|---|---|---|---|
| **Sexual Violence with Penetration: AIAN** | **26** | **92.1% to 102.2%** | |
| **Sexual Violence with Penetration: NHWA** | **27** | **13.4% to 62.1%** | **56.36** |
| Completed Forced Penetration: AIAN | 7 | 93.1% to 102.4% | |
| Completed Forced Penetration: NHWA | 6 | 4.8% to 107.3% | NS |
| Made to receive vaginal or anal sex: AIAN | 1 | 100.0% to 100.0% | |
| Made to receive vaginal or anal sex: NHWA | 3 | 100.0% to 100.0% | NS |
| Made to receive oral sex: AIAN | 3 | 0.0% to 0.0% | |
| Made to receive oral sex: NHWA | 3 | 67.9% to 111.8% | 0.00 |
| Made to perform vaginal or anal sex: AIAN | 6 | 88.4% to 105.6% | |
| Made to perform vaginal or anal sex: NHWA | 2 | -27.8% to 100.7% | NS |
| Made to perform oral sex: AIAN | 1 | 100.0% to 100.0% | |
| Made to perform oral sex: NHWA | 2 | 41.8% to 122.7% | NS |
| Completed Alcohol or Drug Facilitated Penetration: AIAN | 21 | 91.4% to 102.7% | |
| Completed Alcohol or Drug Facilitated Penetration: NHWA | 17 | 8.7% to 73.2% | 47.71 |
| Made to receive vaginal or anal sex: AIAN | 3 | -26.4% to 81.9% | |
| Made to receive vaginal or anal sex: NHWA | 1 | 0.0% to 0.0% | NS |
| Made to receive oral sex: AIAN | 10 | 95.1% to 101.8% | |
| Made to receive oral sex: NHWA | 12 | 1.1% to 59.4% | 145.34 |
| Made to perform vaginal or anal sex: AIAN | 16 | 44.6% to 111.6% | |
| Made to perform vaginal or anal sex: NHWA | 8 | 10.7% to 101.3% | NS |
| Made to perform oral sex: AIAN | 3 | -20.2% to 65.3% | |
| Made to perform oral sex: NHWA | 5 | 50.0% to 111.5% | NS |
| Attempted Forced Penetration: AIAN | 6 | -15.0% to 47.8% | |
| Attempted Forced Penetration: NHWA | 10 | -6.2% to 48.7% | NS |
| **Other Sexual Violence: AIAN** | **74** | **45.0% to 108.3%** | |
| **Other Sexual Violence: NHWA** | **144** | **9.5% to 25.9%** | **15.27** |
| Sexual Coercion: AIAN | 28 | 27.2% to 113.2% | |
| Sexual Coercion: NHWA | 48 | 10.2% to 49.3% | NS |
| Unwanted Sexual Contact: AIAN | 44 | 86.1% to 102.8% | |
| Unwanted Sexual Contact: NHWA | 74 | 3.9% to 14.8% | 163.45 |
| Non-Contact Unwanted Sexual Experiences: AIAN | 32 | 87.5% to 102.2% | |
| Non-Contact Unwanted Sexual Experiences: NHWA | 59 | 6.1% to 29.5% | 85.71 |
| **Any Sexual Violence: AIAN** | **80** | **56.5% to 109.1%** | |
| **Any Sexual Violence: NHWA** | **152** | **14.1% to 32.8%** | **15.72** |

*Note: Samples are restricted to victims; AIAN – American Indian or Alaska Native; NHWA – non-Hispanic White alone; NS – percentages across racial/ethnic groups are not significantly different (p > 0.05).*

This document is a research report submitted to the U.S. Department of Justice. This report has not been published by the Department. Opinions or points of view expressed are those of the author(s) and do not necessarily reflect the official position or policies of the U.S. Department of Justice.

**Table 26.71. 95% Confidence Intervals and Odds Ratios for Weighted Estimates of Past Year Intra-Racial Sexual Violence Against Male Victims (Table 26.28)**

*Percent of past year male victims who experienced sexual violence by at least one intra-racial perpetrator*

| Past Year Interracial Sexual Violence Against Male Victims | N | 95% Confidence Interval | Odds Ratio |
|---|---|---|---|
| **Sexual Violence with Penetration: AIAN** | **24** | **-2.8% to 9.5%** | |
| **Sexual Violence with Penetration: NHWA** | **26** | **62.0% to 94.6%** | **0.01** |
| Completed Forced Penetration: AIAN | 7 | -2.8% to 8.9% | |
| Completed Forced Penetration: NHWA | 6 | -7.3% to 95.2% | NS |
| Made to receive vaginal or anal sex: AIAN | 1 | 100.0% to 100.0% | |
| Made to receive vaginal or anal sex: NHWA | 3 | 0.0% to 0.0% | -- |
| Made to receive oral sex: AIAN | 3 | 100.0% to 100.0% | |
| Made to receive oral sex: NHWA | 3 | -11.8% to 32.1% | -- |
| Made to perform vaginal or anal sex: AIAN | 6 | -5.6% to 11.6% | |
| Made to perform vaginal or anal sex: NHWA | 2 | -0.7% to 127.8% | NS |
| Made to perform oral sex: AIAN | 1 | 100.0% to 100.0% | |
| Made to perform oral sex: NHWA | 2 | -22.7% to 58.2% | -- |
| Completed Alcohol or Drug Facilitated Penetration: AIAN | 20 | -3.2% to 9.7% | |
| Completed Alcohol or Drug Facilitated Penetration: NHWA | 16 | 64.7% to 101.4% | 0.01 |
| Made to receive vaginal or anal sex: AIAN | 3 | 100.0% to 100.0% | |
| Made to receive vaginal or anal sex: NHWA | 1 | 100.0% to 100.0% | NS |
| Made to receive oral sex: AIAN | 10 | -1.8% to 4.9% | |
| Made to receive oral sex: NHWA | 11 | 43.2% to 101.8% | 0.01 |
| Made to perform vaginal or anal sex: AIAN | 15 | 50.9% to 104.6% | |
| Made to perform vaginal or anal sex: NHWA | 8 | 61.3% to 106.8% | NS |
| Made to perform oral sex: AIAN | 3 | 100.0% to 100.0% | |
| Made to perform oral sex: NHWA | 5 | -11.5% to 50.0% | -- |
| Attempted Forced Penetration: AIAN | 5 | 100.0% to 100.0% | |
| Attempted Forced Penetration: NHWA | 10 | 51.3% to 106.2% | NS |
| **Other Sexual Violence: AIAN** | **72** | **-5.9% to 61.3%** | |
| **Other Sexual Violence: NHWA** | **149** | **81.2% to 94.9%** | **0.05** |
| Sexual Coercion: AIAN | 27 | -13.4% to 74.7% | |
| Sexual Coercion: NHWA | 47 | 59.7% to 95.0% | NS |
| Unwanted Sexual Contact: AIAN | 42 | -12.3% to 47.5% | |
| Unwanted Sexual Contact: NHWA | 76 | 85.3% to 98.0% | 0.02 |
| Non-Contact Unwanted Sexual Experiences: AIAN | 32 | -2.2% to 13.3% | |
| Non-Contact Unwanted Sexual Experiences: NHWA | 57 | 72.5% to 95.7% | 0.01 |
| **Any Sexual Violence: AIAN** | **77** | **-6.1% to 49.3%** | |
| **Any Sexual Violence: NHWA** | **158** | **78.5% to 92.5%** | **0.05** |

*Note: Samples are restricted to victims; AIAN – American Indian or Alaska Native; NHWA – non-Hispanic White alone; NS – percentages across racial/ethnic groups are not significantly different ($p > 0.05$); --, statistically significant ($p < 0.05$) but cannot calculate odds ratio (division by zero).*

This document is a research report submitted to the U.S. Department of Justice. This report has not been published by the Department. Opinions or points of view expressed are those of the author(s) and do not necessarily reflect the official position or policies of the U.S. Department of Justice.

**Table 26.72. 95% Confidence Intervals and Odds Ratios for Weighted Estimates of Physical Violence by Intimate Partners (Tables 26.29 and 26.30)**

*Percent of women and men who experienced physical violence by an intimate partner in their lifetime and in the past year*

| Physical Violence by Intimate Partners | American Indian or Alaska Native | | Non-Hispanic White Alone | | Odds Ratio |
|---|---|---|---|---|---|
| | N | 95% CI | N | 95% CI | |
| **Lifetime Estimate - Women** | **2,386** | **46.5% to 64.5%** | **7,524** | **32.9% to 36.2%** | **2.37** |
| Slapped, Pushed, or Shoved | 2,396 | 43.2% to 61.2% | 7,539 | 30.7% to 33.9% | 2.29 |
| Severe Physical Violence | 2,385 | 33.4% to 51.3% | 7,516 | 23.3% to 26.2% | 2.23 |
| **Past Year Estimate - Women** | **2,347** | **3.2% to 13.9%** | **7,462** | **3.2% to 5.0%** | **NS** |
| Slapped, Pushed, or Shoved | 2,389 | 2.8% to 13.2% | 7,521 | 2.8% to 4.5% | NS |
| Severe Physical Violence | 2,348 | 1.0% to 4.6% | 7,472 | 2.0% to 3.3% | NS |
| **Lifetime Estimate - Men** | **1,450** | **34.7% to 51.7%** | **5,906** | **28.7% to 32.3%** | **1.73** |
| Slapped, Pushed, or Shoved | 1,458 | 28.5% to 44.4% | 5,930 | 26.2% to 29.7% | NS |
| Severe Physical Violence | 1,441 | 17.5% to 33.0% | 5,914 | 13.1% to 15.9% | 1.99 |
| **Past Year Estimate - Men** | **1,429** | **1.2% to 10.0%** | **5,875** | **3.6% to 5.3%** | **NS** |
| Slapped, Pushed, or Shoved | 1,449 | 1.0% to 9.7% | 5,916 | 3.3% to 5.0% | NS |
| Severe Physical Violence | 1,434 | 0.1% to 8.3% | 5,903 | 1.2% to 2.3% | NS |

*Note: NS, percentages across racial and ethnic groups are not significantly different (p > 0.05).*

**Table 26.73. 95% Confidence Intervals and Odds Ratios for Weighted Estimates of Lifetime Physical Violence by Intimate Partners Experienced by Female Victims (Table 26.31)**

*Percent of female victims who experienced each form of physical violence by intimate partners*

| Lifetime Physical Violence by Intimate Partners Experienced by Female Victims | American Indian or Alaska Native | | Non-Hispanic White Alone | | Odds Ratio |
|---|---|---|---|---|---|
| | N | 95% CI | N | 95% CI | |
| Slapped | 1,074 | 47.2% to 72.3% | 2,497 | 59.8% to 65.6% | NS |
| Pushed or shoved | 1,070 | 73.3% to 93.2% | 2,491 | 83.8% to 88.0% | NS |
| Hit with a fist or something hard | 1,066 | 41.1% to 66.1% | 2,483 | 38.6% to 44.4% | NS |
| Kicked | 1,065 | 17.1% to 39.5% | 2,478 | 20.1% to 24.9% | NS |
| Hurt by having hair pulled | 1,066 | 17.7% to 37.0% | 2,479 | 28.9% to 34.5% | NS |
| Slammed against something | 1,066 | 41.1% to 66.5% | 2,472 | 51.7% to 57.6% | NS |
| Hurt by being choked or suffocated | 1,063 | 25.8% to 49.4% | 2,471 | 25.8% to 31.4% | NS |
| Beaten | 1,057 | 33.3% to 58.5% | 2,470 | 29.3% to 34.8% | NS |
| Burned on purpose | 1,058 | 0.7% to 17.5% | 2,471 | 2.3% to 4.4% | NS |
| Had a knife or gun used on them | 1,053 | 15.5% to 38.7% | 2,472 | 12.6% to 16.9% | NS |

*Note: Samples are restricted to victims; NS, percentages across racial and ethnic groups are not significantly different (p > 0.05).*

This document is a research report submitted to the U.S. Department of Justice. This report has not been published by the Department. Opinions or points of view expressed are those of the author(s) and do not necessarily reflect the official position or policies of the U.S. Department of Justice.

**Table 26.74. 95% Confidence Intervals and Odds Ratios for Weighted Estimates of Lifetime Physical Violence by Intimate Partners Experienced by Male Victims (Table 26.31)**

*Percent of male victims who experienced each form of physical violence by intimate partners*

| Lifetime Physical Violence by Intimate Partners Experienced by Male Victims | American Indian or Alaska Native | | Non-Hispanic White Alone | | Odds Ratio |
|---|---|---|---|---|---|
| | N | 95% CI | N | 95% CI | |
| Slapped | 526 | 53.0% to 79.8% | 1,752 | 62.8% to 69.6% | NS |
| Pushed or shoved | 521 | 51.1% to 76.9% | 1,744 | 67.0% to 73.6% | NS |
| Hit with a fist or something hard | 523 | 30.7% to 57.1% | 1,747 | 29.2% to 35.9% | NS |
| Kicked | 521 | 11.2% to 32.8% | 1,746 | 13.5% to 18.7% | NS |
| Hurt by having hair pulled | 521 | 7.4% to 29.8% | 1,742 | 8.3% to 12.7% | NS |
| Slammed against something | 519 | 7.6% to 28.4% | 1,745 | 7.5% to 12.6% | NS |
| Hurt by being choked or suffocated | 518 | 0.7% to 11.9% | 1,745 | 2.4% to 5.2% | NS |
| Beaten | 517 | 7.7% to 27.2% | 1,742 | 6.6% to 11.6% | NS |
| Burned on purpose | 515 | 0.0% to 0.4% | 1,743 | 1.1% to 2.6% | 0.12 |
| Had a knife or gun used on them | 515 | 2.8% to 19.9% | 1,743 | 6.4% to 11.6% | NS |

*Note: Samples are restricted to victims; NS, percentages across racial and ethnic groups are not significantly different (p > 0.05).*

**Table 26.75. 95% Confidence Intervals and Odds Ratios for Weighted Estimates of Past Year Physical Violence by Intimate Partners Experienced by Female Victims (Table 26.32)**

*Percent of female victims who experienced each form of physical violence by intimate partners*

| Past Year Physical Violence by Intimate Partners Experienced by Female Victims | American Indian or Alaska Native | | Non-Hispanic White Alone | | Odds Ratio |
|---|---|---|---|---|---|
| | N | 95% CI | N | 95% CI | |
| Slapped | 175 | 11.8% to 75.8% | 217 | 32.1% to 53.5% | NS |
| Pushed or shoved | 174 | 68.1% to 103.5% | 218 | 66.3% to 85.9% | NS |
| Hit with a fist or something hard | 174 | 2.3% to 42.6% | 216 | 15.7% to 32.4% | NS |
| Kicked | 174 | -2.1% to 24.6% | 215 | 3.8% to 12.9% | NS |
| Hurt by having hair pulled | 174 | 1.4% to 36.6% | 214 | 9.6% to 24.6% | NS |
| Slammed against something | 173 | 0.9% to 34.6% | 214 | 29.5% to 50.2% | NS |
| Hurt by being choked or suffocated | 172 | -2.9% to 18.9% | 213 | 15.1% to 35.6% | NS |
| Beaten | 171 | -0.6% to 31.8% | 213 | 7.1% to 19.4% | NS |
| Burned on purpose | 171 | -5.1% to 15.7% | 213 | -0.3% to 2.2% | NS |
| Had a knife or gun used on them | 170 | -4.1% to 18.6% | 213 | 2.5% to 13.9% | NS |

*Note: Samples are restricted to victims; NS, percentages across racial and ethnic groups are not significantly different (p > 0.05).*

This document is a research report submitted to the U.S. Department of Justice. This report has not been published by the Department. Opinions or points of view expressed are those of the author(s) and do not necessarily reflect the official position or policies of the U.S. Department of Justice.

**Table 26.76. 95% Confidence Intervals and Odds Ratios for Weighted Estimates of Past Year Physical Violence by Intimate Partners Experienced by Male Victims (Table 26.32)**

*Percent of male victims who experienced each form of physical violence by intimate partners*

| Past Year Physical Violence by Intimate Partners Experienced by Male Victims | American Indian or Alaska Native | | Non-Hispanic White Alone | | Odds Ratio |
|---|---|---|---|---|---|
| | N | 95% CI | N | 95% CI | |
| Slapped | 89 | 6.4% to 83.5% | 224 | 49.2% to 68.6% | NS |
| Pushed or shoved | 87 | 65.3% to 99.7% | 222 | 67.0% to 84.9% | NS |
| Hit with a fist or something hard | 87 | 1.2% to 81.9% | 222 | 17.6% to 34.9% | NS |
| Kicked | 85 | -14.0% to 69.0% | 220 | 8.1% to 21.2% | NS |
| Hurt by having hair pulled | 86 | -0.4% to 2.7% | 221 | 4.3% to 14.4% | 0.11 |
| Slammed against something | 85 | -14.3% to 62.4% | 221 | 3.5% to 13.4% | NS |
| Hurt by being choked or suffocated | 85 | -0.1% to 0.3% | 220 | -0.2% to 3.1% | NS |
| Beaten | 85 | -2.7% to 15.5% | 219 | 2.1% to 9.3% | NS |
| Burned on purpose | 85 | 0.0% to 0.0% | 220 | -0.1% to 2.1% | NS |
| Had a knife or gun used on them | 85 | -0.1% to 0.3% | 220 | 0.1% to 4.6% | NS |

*Note: Samples are restricted to victims; NS, percentages across racial and ethnic groups are not significantly different (p > 0.05).*

**Table 26.77. 95% Confidence Intervals and Odds Ratios for Weighted Estimates of Physical Violence by Interracial and Intra-Racial Intimate Partners Against Female Victims (Tables 26.33 & 26.34)**

*Percent of female victims who experienced physical violence by at least one interracial / intra-racial intimate partner*

| Physical Violence by Intimate Partners Against Female Victims | American Indian or Alaska Native | | Non-Hispanic White Alone | | Odds Ratio |
|---|---|---|---|---|---|
| | N | 95% CI | N | 95% CI | |
| **Lifetime Interracial Physical Violence** | **897** | **80.3% to 99.2%** | **2,222** | **15.9% to 21.0%** | **38.69** |
| Slapped, Pushed, or Shoved | 839 | 80.4% to 100.1% | 2,099 | 15.8% to 21.1% | 40.77 |
| Severe Physical Violence | 744 | 73.3% to 98.2% | 1,580 | 17.4% to 23.8% | 23.11 |
| **Lifetime Intra-Racial Physical Violence** | **913** | **7.3% to 28.3%** | **2,249** | **86.8% to 91.0%** | **0.03** |
| Slapped, Pushed, or Shoved | 846 | 6.4% to 28.2% | 2,108 | 85.1% to 89.8% | 0.03 |
| Severe Physical Violence | 756 | 10.1% to 37.1% | 1,601 | 84.2% to 89.5% | 0.05 |
| **Past Year Interracial Physical Violence** | **137** | **67.4% to 105.4%** | **183** | **6.8% to 23.9%** | **35.11** |
| Slapped, Pushed, or Shoved | 127 | 67.6% to 105.7% | 163 | 4.9% to 20.1% | 45.27 |
| Severe Physical Violence | 91 | 63.1% to 108.2% | 123 | 9.2% to 33.2% | 22.16 |
| **Past Year Intra-Racial Physical Violence** | **137** | **-5.4% to 32.6%** | **183** | **80.4% to 95.0%** | **0.02** |
| Slapped, Pushed, or Shoved | 127 | -5.7% to 32.4% | 163 | 80.6% to 95.6% | 0.02 |
| Severe Physical Violence | 90 | -8.1% to 36.9% | 122 | 72.7% to 93.5% | 0.03 |

*Note: Samples are restricted to victims.*

This document is a research report submitted to the U.S. Department of Justice. This report has not been published by the Department. Opinions or points of view expressed are those of the author(s) and do not necessarily reflect the official position or policies of the U.S. Department of Justice.

**Table 26.78. 95% Confidence Intervals and Odds Ratios for Weighted Estimates of Physical Violence by Interracial and Intra-Racial Intimate Partners Against Male Victims (Tables 26.33 & 26.35)**

*Percent of male victims who experienced physical violence by at least one interracial / intra-racial intimate partner*

| Physical Violence by Intimate Partners Against Male Victims | American Indian or Alaska Native | | Non-Hispanic White Alone | | Odds Ratio |
|---|---|---|---|---|---|
| | N | 95% CI | N | 95% CI | |
| **Lifetime Interracial Physical Violence** | **450** | **75.9% to 93.6%** | **1,597** | **14.7% to 20.3%** | **26.31** |
| Slapped, Pushed, or Shoved | 405 | 71.7% to 92.3% | 1,479 | 13.9% to 19.6% | 22.64 |
| Severe Physical Violence | 267 | 80.5% to 98.7% | 753 | 11.7% to 19.3% | 46.77 |
| **Lifetime Intra-Racial Physical Violence** | **439** | **10.6% to 31.1%** | **1,619** | **88.3% to 92.5%** | **0.03** |
| Slapped, Pushed, or Shoved | 396 | 13.3% to 37.0% | 1,489 | 88.3% to 92.7% | 0.04 |
| Severe Physical Violence | 263 | 4.9% to 28.5% | 759 | 85.5% to 91.6% | 0.03 |
| **Past Year Interracial Physical Violence** | **75** | **47.8% to 109.7%** | **198** | **8.4% to 25.8%** | **17.95** |
| Slapped, Pushed, or Shoved | 67 | 46.4% to 110.8% | 180 | 7.4% to 25.4% | 18.78 |
| Severe Physical Violence | 39 | 88.1% to 102.2% | 87 | 4.7% to 21.6% | 130.55 |
| **Past Year Intra-Racial Physical Violence** | **74** | **-10.3% to 72.8%** | **202** | **75.7% to 92.7%** | **0.09** |
| Slapped, Pushed, or Shoved | 66 | -12.0% to 76.0% | 181 | 76.0% to 93.7% | NS |
| Severe Physical Violence | 38 | -5.9% to 23.6% | 89 | 78.5% to 95.3% | 0.01 |

*Note: Samples are restricted to victims; NS, percentages across racial and ethnic groups are not significantly different (p > 0.05).*

**Table 26.79. 95% Confidence Intervals and Odds Ratios for Weighted Estimates of Stalking (Table 26.36)**

*Percent of women and men who experienced stalking in their lifetime and in the past year*

| Stalking | American Indian or Alaska Native | | Non-Hispanic White Alone | | Odds Ratio |
|---|---|---|---|---|---|
| | N | 95% CI | N | 95% CI | |
| **Women** | | | | | |
| Lifetime Estimate | 2,205 | 39.2% to 58.5% | 7,040 | 25.3% to 28.3% | 2.60 |
| Past Year Estimate | 2,154 | 6.6% to 16.5% | 6,918 | 6.1% to 7.9% | NS |
| **Men** | | | | | |
| Lifetime Estimate | 1,297 | 11.9% to 25.3% | 5,416 | 11.9% to 14.9% | NS |
| Past Year Estimate | 1,282 | 1.3% to 6.3% | 5,361 | 2.9% to 4.5% | NS |

*Note: NS, percentages across racial/ethnic groups are not significantly different (p > 0.05).*

This document is a research report submitted to the U.S. Department of Justice. This report has not been published by the Department. Opinions or points of view expressed are those of the author(s) and do not necessarily reflect the official position or policies of the U.S. Department of Justice.

**Table 26.80. 95% Confidence Intervals and Odds Ratios for Weighted Estimates of Lifetime Stalking Behaviors Experienced by Female Victims (Table 26.37)**

*Percent of female victims who experienced each form of stalking behavior*

| Lifetime Stalking Behaviors Experienced by Female Victims | American Indian or Alaska Native | | Non-Hispanic White Alone | | Odds Ratio |
|---|---|---|---|---|---|
| | N | 95% CI | N | 95% CI | |
| Unwanted phone calls | 622 | 70.7% to 93.5% | 1,803 | 79.8% to 84.7% | NS |
| Unwanted emails and messages | 648 | 7.0% to 30.9% | 1,823 | 11.5% to 16.7% | NS |
| Unwanted cards, flowers, gifts | 656 | 22.2% to 47.7% | 1,863 | 22.0% to 27.7% | NS |
| Watched or followed | 638 | 17.4% to 40.9% | 1,818 | 32.5% to 38.8% | NS |
| Approached at home/school/work | 660 | 40.4% to 66.8% | 1,860 | 50.5% to 57.0% | NS |
| Found strange or threatening items | 657 | 4.0% to 17.7% | 1,859 | 8.0% to 12.2% | NS |
| Had home or car intruded | 656 | 15.5% to 39.7% | 1,853 | 15.8% to 21.1% | NS |

*Note: Samples are restricted to victims; NS, percentages across racial/ethnic groups are not significantly different ($p > 0.05$).*

**Table 26.81. 95% Confidence Intervals and Odds Ratios for Weighted Estimates of Lifetime Stalking Behaviors Experienced by Male Victims (Table 26.37)**

*Percent of male victims who experienced each form of stalking behavior*

| Lifetime Stalking Behaviors Experienced by Male Victims | American Indian or Alaska Native | | Non-Hispanic White Alone | | Odds Ratio |
|---|---|---|---|---|---|
| | N | 95% CI | N | 95% CI | |
| Unwanted phone calls | 191 | 60.1% to 90.6% | 659 | 76.0% to 85.6% | NS |
| Unwanted emails and messages | 198 | 0.8% to 26.6% | 659 | 14.2% to 23.9% | NS |
| Unwanted cards, flowers, gifts | 198 | 1.0% to 24.4% | 678 | 8.9% to 19.3% | NS |
| Watched or followed | 195 | 18.2% to 57.0% | 651 | 22.0% to 34.5% | NS |
| Approached at home/school/work | 202 | 42.7% to 79.3% | 673 | 35.8% to 48.2% | NS |
| Found strange or threatening items | 202 | -0.1% to 8.9% | 677 | 4.3% to 10.3% | NS |
| Had home or car intruded | 201 | 6.5% to 39.8% | 681 | 9.1% to 16.7% | NS |

*Note: Samples are restricted to victims; NS, percentages across racial/ethnic groups are not significantly different ($p > 0.05$).*

This document is a research report submitted to the U.S. Department of Justice. This report has not been published by the Department. Opinions or points of view expressed are those of the author(s) and do not necessarily reflect the official position or policies of the U.S. Department of Justice.

**Table 26.82. 95% Confidence Intervals and Odds Ratios for Weighted Estimates of Stalking by Interracial and Intra-Racial Perpetrators (Tables 26.38 & 26.39)**

*Percent of victims who experienced stalking*
*by at least one interracial / intra-racial perpetrator*

| Stalking Victims | American Indian or Alaska Native | | Non-Hispanic White Alone | | Odds Ratio |
|---|---|---|---|---|---|
| | N | CI | N | CI | |
| **Female Victims** | | | | | |
| Lifetime interracial stalking | 525 | 80.7% to 97.1% | 1,436 | 22.7% to 29.6% | 22.66 |
| Lifetime intra-racial stalking | 541 | 14.9% to 46.0% | 1,565 | 84.9% to 90.0% | 0.06 |
| Past year interracial stalking | 192 | 45.0% to 97.1% | 354 | 20.9% to 34.9% | 6.33 |
| Past year intra-racial stalking | 203 | 13.5% to 66.7% | 374 | 75.8% to 87.4% | 0.15 |
| **Male Victims** | | | | | |
| Lifetime interracial stalking | 159 | 80.2% to 101.3% | 542 | 15.6% to 25.4% | 37.89 |
| Lifetime intra-racial stalking | 165 | 4.8% to 41.4% | 594 | 86.8% to 93.8% | 0.03 |
| Past year interracial stalking | 68 | 16.7% to 101.0% | 152 | 8.0% to 21.5% | NS |
| Past year intra-racial stalking | 68 | 9.0% to 94.9% | 166 | 86.4% to 96.6% | NS |

*Note: Samples are restricted to victims; NS, percentages across racial/ethnic groups are not significantly different ($p > 0.05$).*

This document is a research report submitted to the U.S. Department of Justice. This report has not been published by the Department. Opinions or points of view expressed are those of the author(s) and do not necessarily reflect the official position or policies of the U.S. Department of Justice.

**Table 26.83. 95% Confidence Intervals and Odds Ratios for Weighted Estimates of Psychological Aggression by Intimate Partners (Tables 26.40 and 26.41)**

*Percent of women and men who experienced psychological aggression by intimate partners in their lifetime and in the past year*

| Psychological Aggression by Intimate Partners | American Indian or Alaska Native | | Non-Hispanic White Alone | | Odds Ratio |
|---|---|---|---|---|---|
| | N | 95% CI | N | 95% CI | |
| **Lifetime Estimate - Women** | **2,412** | **57.6% to 75.2%** | **7,536** | **50.3% to 53.6%** | **1.83** |
| Expressive Aggression | 2,423 | 47.8% to 66.0% | 7,565 | 42.5% to 45.9% | 1.67 |
| Coercive Control | 2,436 | 52.7% to 70.3% | 7,572 | 41.0% to 44.3% | 2.15 |
| Control of Sexual Health | 2,410 | 5.8% to 15.4% | 7,538 | 7.1% to 8.9% | NS |
| **Past Year Estimate - Women** | **2,335** | **17.6% to 33.4%** | **7,366** | **14.7% to 17.4%** | **1.79** |
| Expressive Aggression | 2,388 | 13.4% to 28.2% | 7,494 | 10.4% to 12.8% | 2.00 |
| Coercive Control | 2,389 | 13.1% to 27.4% | 7,472 | 10.6% to 13.0% | 1.90 |
| Control of Sexual Health | 2,407 | 0.0% to 8.0% | 7,532 | 0.9% to 1.8% | NS |
| **Lifetime Estimate - Men** | **1,452** | **65.6% to 80.3%** | **5,921** | **50.8% to 54.7%** | **2.42** |
| Expressive Aggression | 1,474 | 35.1% to 52.0% | 5,957 | 33.4% to 37.1% | NS |
| Coercive Control | 1,458 | 59.6% to 75.2% | 5,952 | 42.5% to 46.4% | 2.58 |
| Control of Sexual Health | 1,443 | 12.9% to 26.9% | 5,920 | 8.7% to 11.2% | 2.25 |
| **Past Year Estimate - Men** | **1,406** | **19.4% to 35.1%** | **5,765** | **17.8% to 20.9%** | **NS** |
| Expressive Aggression | 1,456 | 5.9% to 18.2% | 5,891 | 8.4% to 10.7% | NS |
| Coercive Control | 1,436 | 14.7% to 28.7% | 5,860 | 14.0% to 16.7% | NS |
| Control of Sexual Health | 1,438 | 1.7% to 11.7% | 5,912 | 0.7% to 1.6% | 6.39 |

*Note: NS, percentages across racial and ethnic groups are not significantly different ($p > 0.05$).*

This document is a research report submitted to the U.S. Department of Justice. This report has not been published by the Department. Opinions or points of view expressed are those of the author(s) and do not necessarily reflect the official position or policies of the U.S. Department of Justice.

**Table 26.84. 95% Confidence Intervals and Odds Ratios for Weighted Estimates of Lifetime Psychological Aggression by Intimate Partners Experienced by Female Victims (Table 26.42)**

*Percent of lifetime female victims who experienced each form of psychological aggression by intimate partners*

| Lifetime Psychological Aggression by Intimate Partners Experienced by Female Victims | N | 95% CI | Odds Ratio |
|---|---|---|---|
| Experienced very angry actions that seemed dangerous: AIAN | 1,394 | 58.2% to 78.3% | |
| Experienced very angry actions that seemed dangerous: NHWA | 3,764 | 49.9% to 54.6% | 1.96 |
| Told they were a loser, a failure or not good enough: AIAN | 1,393 | 42.8% to 64.5% | |
| Told they were a loser, a failure or not good enough: NHWA | 3,748 | 42.4% to 47.1% | NS |
| Called names like ugly, fat, crazy, stupid: AIAN | 1,396 | 44.8% to 66.8% | |
| Called names like ugly, fat, crazy, stupid: NHWA | 3,740 | 54.6% to 59.3% | NS |
| Insulted, humiliated, made fun of: AIAN | 1,397 | 41.1% to 63.2% | |
| Insulted, humiliated, made fun of: NHWA | 3,739 | 51.4% to 56.1% | NS |
| Told no one else would want them: AIAN | 1,408 | 29.5% to 50.1% | |
| Told no one else would want them: NHWA | 3,758 | 30.8% to 35.4% | NS |
| Kept from seeing or talking to family or friends: AIAN | 1,412 | 44.5% to 66.0% | |
| Kept from seeing or talking to family or friends: NHWA | 3,776 | 35.1% to 39.7% | 2.07 |
| Had decisions made that should have been theirs to make: AIAN | 1,404 | 39.4% to 61.1% | |
| Had decisions made that should have been theirs to make: NHWA | 3,763 | 34.1% to 38.7% | 1.76 |
| Was tracked by being asked about locations and actions: AIAN | 1,396 | 52.0% to 73.3% | |
| Was tracked by being asked about locations and actions: NHWA | 3,755 | 50.7% to 55.4% | NS |
| Threatened with being physically harmed: AIAN | 1,368 | 37.0% to 58.5% | |
| Threatened with being physically harmed: NHWA | 3,728 | 36.0% to 40.6% | NS |
| Threatened with others hurting themselves when upset: AIAN | 1,388 | 28.2% to 48.3% | |
| Threatened with others hurting themselves when upset: NHWA | 3,754 | 29.4% to 33.8% | NS |
| Threatened with having pets hurt or taken away: AIAN | 1,383 | 9.6% to 24.1% | |
| Threatened with having pets hurt or taken away: NHWA | 3,756 | 10.6% to 13.7% | NS |
| Threatened with having loved ones hurt: AIAN | 1,388 | 13.1% to 29.7% | |
| Threatened with having loved ones hurt: NHWA | 3,751 | 11.7% to 15.0% | NS |
| Had loved ones who were hurt: AIAN | 1,378 | 9.9% to 25.8% | |
| Had loved ones who were hurt: NHWA | 3,746 | 12.4% to 15.4% | NS |
| Threatened with having children taken away: AIAN | 1,069 | 27.4% to 52.6% | |
| Threatened with having children taken away: NHWA | 2,664 | 24.3% to 29.4% | NS |
| Kept from leaving the house when they wanted to go: AIAN | 1,382 | 32.8% to 54.1% | |
| Kept from leaving the house when they wanted to go: NHWA | 3,747 | 27.9% to 32.2% | 1.79 |
| Kept from having their own money to use: AIAN | 1,378 | 20.2% to 41.1% | |
| Kept from having their own money to use: NHWA | 3,749 | 18.9% to 22.6% | NS |
| Had something that was important to them destroyed: AIAN | 1,377 | 30.3% to 51.3% | |
| Had something that was important to them destroyed: NHWA | 3,727 | 34.8% to 39.4% | NS |
| Told things like "if I can't have you then no one can": AIAN | 1,371 | 29.4% to 50.6% | |
| Told things like "if I can't have you then no one can": NHWA | 3,733 | 19.4% to 23.5% | 2.44 |
| Forced to get pregnant or to stop using birth control: AIAN | 1,373 | 3.8% to 11.6% | |
| Forced to get pregnant or to stop using birth control: NHWA | 3,737 | 7.2% to 9.8% | NS |
| Forced to not use a condom: AIAN | 1,368 | 7.2% to 21.3% | |
| Forced to not use a condom: NHWA | 3,725 | 10.7% to 13.8% | NS |

*Note: Samples are restricted to victims; NS, percentages across racial and ethnic groups are not significantly different ($p > 0.05$).*

This document is a research report submitted to the U.S. Department of Justice. This report has not been published by the Department. Opinions or points of view expressed are those of the author(s) and do not necessarily reflect the official position or policies of the U.S. Department of Justice.

**Table 26.85. 95% Confidence Intervals and Odds Ratios for Weighted Estimates of Lifetime Psychological Aggression by Intimate Partners Experienced by Male Victims (Table 26.43)**

*Percent of lifetime male victims who experienced each form of psychological aggression by intimate partners*

| Lifetime Psychological Aggression by Intimate Partners Experienced by Male Victims | N | 95% CI | Odds Ratio |
|---|---|---|---|
| Experienced very angry actions that seemed dangerous: AIAN | 820 | 18.7% to 37.2% | |
| Experienced very angry actions that seemed dangerous: NHWA | 2,988 | 24.4% to 29.4% | NS |
| Told they were a loser, a failure or not good enough: AIAN | 818 | 19.2% to 38.0% | |
| Told they were a loser, a failure or not good enough: NHWA | 2,976 | 26.6% to 31.5% | NS |
| Called names like ugly, fat, crazy, stupid: AIAN | 818 | 25.9% to 45.2% | |
| Called names like ugly, fat, crazy, stupid: NHWA | 2,956 | 31.9% to 37.1% | NS |
| Insulted, humiliated, made fun of: AIAN | 823 | 17.7% to 34.6% | |
| Insulted, humiliated, made fun of: NHWA | 2,974 | 26.5% to 31.3% | NS |
| Told no one else would want them: AIAN | 827 | 7.7% to 20.0% | |
| Told no one else would want them: NHWA | 2,991 | 11.8% to 15.3% | NS |
| Kept from seeing or talking to family or friends: AIAN | 826 | 18.2% to 34.9% | |
| Kept from seeing or talking to family or friends: NHWA | 2,994 | 23.5% to 28.5% | NS |
| Had decisions made that should have been theirs to make: AIAN | 821 | 20.8% to 38.9% | |
| Had decisions made that should have been theirs to make: NHWA | 2,971 | 30.3% to 35.4% | NS |
| Was tracked by being asked about locations and actions: AIAN | 813 | 52.1% to 71.9% | |
| Was tracked by being asked about locations and actions: NHWA | 2,953 | 49.8% to 55.2% | NS |
| Threatened with being physically harmed: AIAN | 812 | 13.9% to 30.1% | |
| Threatened with being physically harmed: NHWA | 2,948 | 14.8% to 19.1% | NS |
| Threatened with others hurting themselves when upset: AIAN | 819 | 15.8% to 32.5% | |
| Threatened with others hurting themselves when upset: NHWA | 2,975 | 19.3% to 23.8% | NS |
| Threatened with having pets hurt or taken away: AIAN | 824 | 0.4% to 4.4% | |
| Threatened with having pets hurt or taken away: NHWA | 2,978 | 3.3% to 5.4% | NS |
| Threatened with having loved ones hurt: AIAN | 820 | 0.0% to 5.2% | |
| Threatened with having loved ones hurt: NHWA | 2,975 | 2.7% to 4.9% | NS |
| Had loved ones who were hurt: AIAN | 816 | 0.9% to 8.8% | |
| Had loved ones who were hurt: NHWA | 2,971 | 4.9% to 7.2% | NS |
| Threatened with having children taken away: AIAN | 532 | 13.6% to 36.6% | |
| Threatened with having children taken away: NHWA | 1,865 | 17.9% to 23.9% | NS |
| Kept from leaving the house when they wanted to go: AIAN | 818 | 9.0% to 23.2% | |
| Kept from leaving the house when they wanted to go: NHWA | 2,973 | 13.2% to 17.3% | NS |
| Kept from having their own money to use: AIAN | 818 | 6.7% to 18.3% | |
| Kept from having their own money to use: NHWA | 2,972 | 10.1% to 13.7% | NS |
| Had something that was important to them destroyed: AIAN | 818 | 19.8% to 37.0% | |
| Had something that was important to them destroyed: NHWA | 2,961 | 23.1% to 27.8% | NS |
| Told things like "if I can't have you then no one can": AIAN | 815 | 10.3% to 26.6% | |
| Told things like "if I can't have you then no one can": NHWA | 2,957 | 8.7% to 12.2% | NS |
| Forced to get pregnant or to stop using birth control: AIAN | 808 | 13.1% to 30.4% | |
| Forced to get pregnant or to stop using birth control: NHWA | 2,934 | 15.0% to 19.3% | NS |
| Forced to not use a condom: AIAN | 804 | 8.4% to 24.6% | |
| Forced to not use a condom: NHWA | 2,940 | 3.9% to 6.4% | 3.63 |

*Note: Samples are restricted to victims; NS, percentages across racial and ethnic groups are not significantly different ($p > 0.05$).*

This document is a research report submitted to the U.S. Department of Justice. This report has not been published by the Department. Opinions or points of view expressed are those of the author(s) and do not necessarily reflect the official position or policies of the U.S. Department of Justice.

**Table 26.86. 95% Confidence Intervals and Odds Ratios for Weighted Estimates of Past Year Psychological Aggression by Intimate Partners Experienced by Female Victims (Table 26.44)**

*Percent of past year female victims who experienced each form of psychological aggression by intimate partners*

| Past Year Psychological Aggression by Intimate Partners Experienced by Female Victims | N | 95% CI | Odds Ratio |
|---|---|---|---|
| Experienced very angry actions that seemed dangerous: AIAN | 537 | 22.4% to 57.6% | |
| Experienced very angry actions that seemed dangerous: NHWA | 1,007 | 24.0% to 32.7% | NS |
| Told they were a loser, a failure or not good enough: AIAN | 537 | 22.7% to 56.3% | |
| Told they were a loser, a failure or not good enough: NHWA | 998 | 28.6% to 37.8% | NS |
| Called names like ugly, fat, crazy, stupid: AIAN | 532 | 33.7% to 70.1% | |
| Called names like ugly, fat, crazy, stupid: NHWA | 1,000 | 43.2% to 52.8% | NS |
| Insulted, humiliated, made fun of: AIAN | 531 | 19.7% to 51.8% | |
| Insulted, humiliated, made fun of: NHWA | 999 | 29.8% to 39.2% | NS |
| Told no one else would want them: AIAN | 541 | 18.0% to 52.6% | |
| Told no one else would want them: NHWA | 999 | 12.0% to 18.5% | NS |
| Kept from seeing or talking to family or friends: AIAN | 542 | 5.6% to 27.1% | |
| Kept from seeing or talking to family or friends: NHWA | 1,010 | 13.7% to 20.9% | NS |
| Had decisions made that should have been theirs to make: AIAN | 535 | 8.1% to 39.6% | |
| Had decisions made that should have been theirs to make: NHWA | 1,003 | 18.9% to 27.3% | NS |
| Was tracked by being asked about locations and actions: AIAN | 529 | 28.5% to 63.6% | |
| Was tracked by being asked about locations and actions: NHWA | 1,000 | 34.7% to 44.2% | NS |
| Threatened with being physically harmed: AIAN | 515 | 5.6% to 31.4% | |
| Threatened with being physically harmed: NHWA | 992 | 12.0% to 18.9% | NS |
| Threatened with others hurting themselves when upset: AIAN | 528 | 5.7% to 32.0% | |
| Threatened with others hurting themselves when upset: NHWA | 1,004 | 13.0% to 20.2% | NS |
| Threatened with having pets hurt or taken away: AIAN | 523 | 0.4% to 14.9% | |
| Threatened with having pets hurt or taken away: NHWA | 1,003 | 2.9% to 6.9% | NS |
| Threatened with having loved ones hurt: AIAN | 526 | -2.5% to 20.2% | |
| Threatened with having loved ones hurt: NHWA | 1,000 | 3.8% to 7.9% | NS |
| Had loved ones who were hurt: AIAN | 524 | 0.5% to 10.2% | |
| Had loved ones who were hurt: NHWA | 1,001 | 6.2% to 11.5% | NS |
| Threatened with having children taken away: AIAN | 418 | 4.7% to 24.6% | |
| Threatened with having children taken away: NHWA | 725 | 11.3% to 20.4% | NS |
| Kept from leaving the house when they wanted to go: AIAN | 522 | 7.7% to 35.6% | |
| Kept from leaving the house when they wanted to go: NHWA | 1,002 | 8.3% to 14.0% | NS |
| Kept from having their own money to use: AIAN | 521 | 0.9% to 24.3% | |
| Kept from having their own money to use: NHWA | 1,004 | 6.1% to 10.8% | NS |
| Had something that was important to them destroyed: AIAN | 518 | 3.7% to 20.3% | |
| Had something that was important to them destroyed: NHWA | 992 | 10.8% to 19.1% | NS |
| Told things like "if I can't have you then no one can": AIAN | 518 | 4.6% to 35.2% | |
| Told things like "if I can't have you then no one can": NHWA | 993 | 4.7% to 10.1% | NS |
| Forced to get pregnant or to stop using birth control: AIAN | 518 | 0.0% to 7.8% | |
| Forced to get pregnant or to stop using birth control: NHWA | 997 | 1.5% to 5.6% | NS |
| Forced to not use a condom: AIAN | 517 | 0.1% to 30.6% | |
| Forced to not use a condom: NHWA | 994 | 5.3% to 10.7% | NS |

*Note: Samples are restricted to victims; NS, percentages across racial and ethnic groups are not significantly different ($p > 0.05$).*

This document is a research report submitted to the U.S. Department of Justice. This report has not been published by the Department. Opinions or points of view expressed are those of the author(s) and do not necessarily reflect the official position or policies of the U.S. Department of Justice.

**Table 26.87. 95% Confidence Intervals and Odds Ratios for Weighted Estimates of Past Year Psychological Aggression by Intimate Partners Experienced by Male Victims (Table 26.45)**

*Percent of past year male victims who experienced each form of psychological aggression by intimate partners*

| Past Year Psychological Aggression by Intimate Partners Experienced by Male Victims | N | 95% CI | Odds Ratio |
|---|---|---|---|
| Experienced very angry actions that seemed dangerous: AIAN | 376 | -1.6% to 17.0% | |
| Experienced very angry actions that seemed dangerous: NHWA | 1,083 | 12.5% to 19.3% | NS |
| Told they were a loser, a failure or not good enough: AIAN | 372 | 6.3% to 41.2% | |
| Told they were a loser, a failure or not good enough: NHWA | 1,072 | 16.5% to 24.0% | NS |
| Called names like ugly, fat, crazy, stupid: AIAN | 371 | 9.6% to 39.2% | |
| Called names like ugly, fat, crazy, stupid: NHWA | 1,062 | 23.7% to 31.7% | NS |
| Insulted, humiliated, made fun of: AIAN | 375 | 4.3% to 31.7% | |
| Insulted, humiliated, made fun of: NHWA | 1,072 | 16.1% to 23.4% | NS |
| Told no one else would want them: AIAN | 376 | -1.1% to 18.0% | |
| Told no one else would want them: NHWA | 1,081 | 5.1% to 9.1% | NS |
| Kept from seeing or talking to family or friends: AIAN | 377 | 9.4% to 37.0% | |
| Kept from seeing or talking to family or friends: NHWA | 1,084 | 10.3% to 16.0% | NS |
| Had decisions made that should have been theirs to make: AIAN | 372 | 18.7% to 52.2% | |
| Had decisions made that should have been theirs to make: NHWA | 1,071 | 29.3% to 37.5% | NS |
| Was tracked by being asked about locations and actions: AIAN | 369 | 39.3% to 73.9% | |
| Was tracked by being asked about locations and actions: NHWA | 1,065 | 39.9% to 48.7% | NS |
| Threatened with being physically harmed: AIAN | 369 | 1.9% to 28.3% | |
| Threatened with being physically harmed: NHWA | 1,057 | 6.0% to 11.3% | NS |
| Threatened with others hurting themselves when upset: AIAN | 372 | -1.3% to 11.7% | |
| Threatened with others hurting themselves when upset: NHWA | 1,072 | 6.7% to 11.5% | NS |
| Threatened with having pets hurt or taken away: AIAN | 375 | 0.0% to 1.2% | |
| Threatened with having pets hurt or taken away: NHWA | 1,075 | 1.1% to 3.6% | NS |
| Threatened with having loved ones hurt: AIAN | 373 | 0.0% to 0.2% | |
| Threatened with having loved ones hurt: NHWA | 1,074 | 1.3% to 4.2% | 0.04 |
| Had loved ones who were hurt: AIAN | 371 | -0.7% to 4.7% | |
| Had loved ones who were hurt: NHWA | 1,071 | 2.9% to 6.1% | NS |
| Threatened with having children taken away: AIAN | 257 | -2.0% to 10.9% | |
| Threatened with having children taken away: NHWA | 743 | 8.2% to 15.4% | NS |
| Kept from leaving the house when they wanted to go: AIAN | 372 | 3.1% to 21.7% | |
| Kept from leaving the house when they wanted to go: NHWA | 1,073 | 7.6% to 13.0% | NS |
| Kept from having their own money to use: AIAN | 372 | 1.5% to 20.4% | |
| Kept from having their own money to use: NHWA | 1,074 | 6.0% to 10.5% | NS |
| Had something that was important to them destroyed: AIAN | 369 | -1.0% to 7.5% | |
| Had something that was important to them destroyed: NHWA | 1,066 | 6.3% to 11.7% | NS |
| Told things like "if I can't have you then no one can": AIAN | 369 | 1.5% to 22.2% | |
| Told things like "if I can't have you then no one can": NHWA | 1,064 | 3.6% to 7.8% | NS |
| Forced to get pregnant or to stop using birth control: AIAN | 366 | -1.5% to 25.4% | |
| Forced to get pregnant or to stop using birth control: NHWA | 1,056 | 2.8% to 7.2% | NS |
| Forced to not use a condom: AIAN | 364 | 8.2% to 41.4% | |
| Forced to not use a condom: NHWA | 1,059 | 1.1% to 3.8% | 13.20 |

*Note: Samples are restricted to victims; NS, percentages across racial and ethnic groups are not significantly different ($p > 0.05$).*

This document is a research report submitted to the U.S. Department of Justice. This report has not been published by the Department. Opinions or points of view expressed are those of the author(s) and do not necessarily reflect the official position or policies of the U.S. Department of Justice.

**Table 26.88. 95% Confidence Intervals and Odds Ratios for Weighted Estimates of Psychological Aggression by Interracial and Intra-Racial Intimate Partners Against Female Victims (Tables 26.46 & 26.47)**

*Percent of female victims who experienced physical violence by at least one interracial / intra-racial intimate partner*

| Psychological Aggression by Intimate Partners Against Female Victims | American Indian or Alaska Native | | Non-Hispanic White Alone | | Odds Ratio |
|---|---|---|---|---|---|
| | N | 95% CI | N | 95% CI | |
| **Lifetime Interracial** | **1,136** | **83.0% to 99.2%** | **3,289** | **19.3% to 23.7%** | **37.48** |
| Expressive Aggression | 954 | 81.7% to 100.1% | 2,819 | 18.3% to 23.1% | 38.23 |
| Coercive Control | 1,006 | 73.3% to 96.9% | 2,757 | 16.8% to 21.3% | 24.25 |
| Control of Sexual Health | 243 | 95.3% to 100.8% | 466 | 20.7% to 32.7% | 135.88 |
| **Lifetime Intra-Racial** | **1,149** | **13.1% to 37.5%** | **3,416** | **91.1% to 94.0%** | **0.03** |
| Expressive Aggression | 959 | 12.2% to 39.2% | 2,884 | 90.1% to 93.5% | 0.03 |
| Coercive Control | 1,013 | 9.8% to 34.5% | 2,820 | 88.9% to 92.4% | 0.03 |
| Control of Sexual Health | 241 | -2.6% to 37.0% | 471 | 75.7% to 86.6% | 0.05 |
| **Past Year Interracial** | **419** | **86.6% to 99.1%** | **844** | **14.4% to 22.8%** | **56.76** |
| Expressive Aggression | 288 | 83.5% to 99.1% | 610 | 11.6% to 20.6% | 54.78 |
| Coercive Control | 347 | 84.7% to 99.8% | 605 | 14.6% to 24.9% | 48.47 |
| Control of Sexual Health | 55 | 97.2% to 100.9% | 48 | 13.1% to 48.8% | 230.40 |
| **Past Year Intra-Racial** | **418** | **3.6% to 26.9%** | **874** | **83.3% to 90.4%** | **0.03** |
| Expressive Aggression | 282 | 1.9% to 21.6% | 621 | 83.0% to 90.9% | 0.02 |
| Coercive Control | 350 | 1.1% to 24.8% | 615 | 80.0% to 89.2% | 0.03 |
| Control of Sexual Health | 55 | -0.8% to 2.8% | 48 | 62.1% to 90.9% | 0.00 |

*Note: Samples are restricted to victims.*

This document is a research report submitted to the U.S. Department of Justice. This report has not been published by the Department. Opinions or points of view expressed are those of the author(s) and do not necessarily reflect the official position or policies of the U.S. Department of Justice.

**Table 26.89. 95% Confidence Intervals and Odds Ratios for Weighted Estimates of Psychological Aggression by Interracial and Intra-Racial Intimate Partners Against Male Victims (Tables 26.46 & 26.48)**

*Percent of male victims who experienced physical violence by at least one interracial / intra-racial intimate partner*

| Psychological Aggression by Intimate Partners Against Male Victims | American Indian or Alaska Native | | Non-Hispanic White Alone | | Odds Ratio |
|---|---|---|---|---|---|
| | N | 95% CI | N | 95% CI | |
| **Lifetime Interracial** | **684** | **82.5% to 94.1%** | **2,619** | **20.2% to 25.0%** | **25.92** |
| Expressive Aggression | 432 | 86.8% to 97.0% | 1,787 | 18.1% to 23.8% | 42.67 |
| Coercive Control | 621 | 81.0% to 93.6% | 2,248 | 17.4% to 22.4% | 27.70 |
| Control of Sexual Health | 174 | 71.9% to 98.9% | 490 | 11.6% to 20.1% | 31.09 |
| **Lifetime Intra-Racial** | **692** | **18.0% to 37.7%** | **2,731** | **90.4% to 93.5%** | **0.03** |
| Expressive Aggression | 442 | 9.8% to 31.4% | 1,828 | 87.5% to 92.1% | 0.03 |
| Coercive Control | 618 | 15.8% to 35.0% | 2,306 | 89.2% to 92.7% | 0.03 |
| Control of Sexual Health | 175 | 8.0% to 42.6% | 499 | 86.2% to 93.1% | 0.04 |
| **Past Year Interracial** | **303** | **64.1% to 92.4%** | **922** | **13.6% to 20.5%** | **17.49** |
| Expressive Aggression | 146 | 78.8% to 98.9% | 472 | 13.2% to 23.9% | 35.00 |
| Coercive Control | 271 | 58.0% to 90.7% | 778 | 10.6% to 16.5% | 18.59 |
| Control of Sexual Health | 37 | 50.6% to 110.8% | 52 | 19.0% to 52.2% | NS |
| **Past Year Intra-Racial** | **312** | **22.6% to 61.2%** | **958** | **83.7% to 90.0%** | **0.11** |
| Expressive Aggression | 150 | 0.2% to 49.4% | 478 | 78.8% to 89.1% | 0.06 |
| Coercive Control | 270 | 18.7% to 58.9% | 790 | 86.2% to 91.6% | 0.08 |
| Control of Sexual Health | 38 | -8.9% to 51.9% | 53 | 56.5% to 86.5% | 0.11 |

*Note: Samples are restricted to victims; NS, percentages across racial and ethnic groups are not significantly different (p > 0.05).*

This document is a research report submitted to the U.S. Department of Justice. This report has not been published by the Department. Opinions or points of view expressed are those of the author(s) and do not necessarily reflect the official position or policies of the U.S. Department of Justice.

**Table 26.90. 95% Confidence Intervals and Odds Ratios for Weighted Estimates of Violence (Tables 26.49 and 26.50)**

*Percent of women and men who experienced violence in their lifetime and in the past year*

| Violence | American Indian or Alaska Native | | Non-Hispanic White Alone | | Odds Ratio |
|---|---|---|---|---|---|
| | N | 95% CI | N | 95% CI | |
| **Lifetime Estimate - Women** | **2,273** | **76.9% to 91.8%** | **7,229** | **69.4% to 72.6%** | **2.20** |
| Psychological Aggression | 2,412 | 57.6% to 75.2% | 7,536 | 50.3% to 53.6% | 1.83 |
| Physical Violence | 2,386 | 46.5% to 64.5% | 7,524 | 32.9% to 36.2% | 2.37 |
| Stalking | 2,205 | 39.2% to 58.5% | 7,040 | 25.3% to 28.3% | 2.60 |
| Sexual Violence | 2,138 | 46.4% to 65.8% | 7,072 | 48.0% to 51.4% | NS |
| **Past Year Estimate - Women** | **1,990** | **29.7% to 49.8%** | **6,480** | **21.6% to 24.9%** | **2.18** |
| Psychological Aggression | 2,335 | 17.6% to 33.4% | 7,366 | 14.7% to 17.4% | 1.79 |
| Physical Violence | 2,347 | 3.2% to 13.9% | 7,462 | 3.2% to 5.0% | NS |
| Stalking | 2,154 | 6.6% to 16.5% | 6,918 | 6.1% to 7.9% | NS |
| Sexual Violence | 2,019 | 6.2% to 22.6% | 6,739 | 4.5% to 6.4% | NS |
| **Lifetime Estimate - Men** | **1,362** | **75.1% to 88.1%** | **5,646** | **62.1% to 65.9%** | **2.50** |
| Psychological Aggression | 1,452 | 65.6% to 80.3% | 5,921 | 50.8% to 54.7% | 2.42 |
| Physical Violence | 1,450 | 34.7% to 51.7% | 5,906 | 28.7% to 32.3% | 1.73 |
| Stalking | 1,297 | 11.9% to 25.3% | 5,416 | 11.9% to 14.9% | NS |
| Sexual Violence | 1,299 | 19.6% to 35.4% | 5,625 | 19.3% to 22.6% | NS |
| **Past Year Estimate - Men** | **1,220** | **25.6% to 43.7%** | **5,169** | **23.8% to 27.5%** | **NS** |
| Psychological Aggression | 1,406 | 19.4% to 35.1% | 5,765 | 17.8% to 20.9% | NS |
| Physical Violence | 1,429 | 1.2% to 10.0% | 5,875 | 3.6% to 5.3% | NS |
| Stalking | 1,282 | 1.3% to 6.3% | 5,361 | 2.9% to 4.5% | NS |
| Sexual Violence | 1,258 | 3.7% to 16.0% | 5,526 | 3.0% to 4.6% | NS |

*Note: NS, percentages across racial and ethnic groups are not significantly different (p > 0.05).*

This document is a research report submitted to the U.S. Department of Justice. This report has not been published by the Department. Opinions or points of view expressed are those of the author(s) and do not necessarily reflect the official position or policies of the U.S. Department of Justice.

**Table 26.91. 95% Confidence Intervals and Odds Ratios for Weighted Estimates of Violence by Interracial and Intra-Racial Perpetrators (Tables 26.51 & 26.52)**

*Percent of victims who experienced violence by at least one interracial / intra-racial perpetrator*

| Victims of Violence | American Indian or Alaska Native | | Non-Hispanic White Alone | | Odds Ratio |
|---|---|---|---|---|---|
| | N | 95% CI | N | 95% CI | |
| **Female Victims** | | | | | |
| Lifetime interracial violence | 1,247 | 94.1% to 99.4% | 3,776 | 33.0% to 37.6% | 54.94 |
| Lifetime intra-racial violence | 1,305 | 23.2% to 47.8% | 4,488 | 94.3% to 96.3% | 0.03 |
| Past year interracial violence | 486 | 90.7% to 99.7% | 989 | 22.3% to 31.1% | 54.19 |
| Past year intra-racial violence | 515 | 8.1% to 37.7% | 1,133 | 86.6% to 91.8% | 0.04 |
| **Male Victims** | | | | | |
| Lifetime interracial violence | 716 | 85.2% to 95.6% | 2,822 | 27.4% to 32.5% | 22.08 |
| Lifetime intra-racial violence | 744 | 22.3% to 43.2% | 3,193 | 93.0% to 95.5% | 0.03 |
| Past year interracial violence | 323 | 69.9% to 95.2% | 974 | 15.8% to 22.9% | 19.76 |
| Past year intra-racial violence | 341 | 25.5% to 66.4% | 1,101 | 86.0% to 91.5% | 0.11 |

*Note: Samples are restricted to victims.*

**Table 26.92. 95% Confidence Intervals and Odds Ratios for Impact of Physical Violence, Stalking, and Sexual Violence on Female Victims (Table 26.53)**

*Percent of female victims who reported an impact*

| Impact on Female Victims | American Indian or Alaska Native | | Non-Hispanic White Alone | | Odds Ratio |
|---|---|---|---|---|---|
| | N | 95% CI | N | 95% CI | |
| Concerned for safety | 1,194 | 55.8% to 77.2% | 4,087 | 57.4% to 61.8% | NS |
| Physically injured | 1,182 | 30.2% to 52.4% | 4,078 | 25.4% to 29.4% | 1.87 |
| Talked to someone | 1,183 | 88.4% to 96.9% | 4,077 | 88.5% to 91.2% | NS |
| Needed services | 1,166 | 37.5% to 60.6% | 4,053 | 25.6% to 29.7% | 2.52 |
| Missed work/school | 1,168 | 29.1% to 52.0% | 4,041 | 19.6% to 23.5% | 2.48 |

*Note: Samples are restricted to victims; NS, percentages across racial and ethnic groups are not significantly different ($p > 0.05$).*

This document is a research report submitted to the U.S. Department of Justice. This report has not been published by the Department. Opinions or points of view expressed are those of the author(s) and do not necessarily reflect the official position or policies of the U.S. Department of Justice.

**Table 26.93. 95% Confidence Intervals and Odds Ratios for Impact of Physical Violence, Stalking, and Sexual Violence on Male Victims (Table 26.54)**

*Percent of male victims who reported an impact*

| Impact on Male Victims | American Indian or Alaska Native | | Non-Hispanic White Alone | | Odds Ratio |
|---|---|---|---|---|---|
| | N | 95% CI | N | 95% CI | |
| Concerned for safety | 585 | 15.0% to 37.0% | 2,255 | 20.5% to 25.9% | NS |
| Physically injured | 584 | 9.7% to 30.8% | 2,247 | 8.7% to 12.4% | NS |
| Talked to someone | 583 | 64.6% to 84.0% | 2,241 | 65.9% to 72.0% | NS |
| Needed services | 580 | 9.8% to 30.0% | 2,237 | 13.3% to 17.4% | NS |
| Missed work/school | 584 | 1.8% to 17.5% | 2,240 | 10.2% to 14.1% | NS |

*Note: Samples are restricted to victims; NS, percentages across racial and ethnic groups are not significantly different (p > 0.05).*

**Table 26.94. 95% Confidence Intervals and Odds Ratios for Services Needed by Female Victims of Physical Violence, Stalking, and Sexual Violence (Table 26.55)**

*Percent of female victims who reported needing services*

| Services Needed by Female Victims | American Indian or Alaska Native | | Non-Hispanic White Alone | | Odds Ratio |
|---|---|---|---|---|---|
| | N | 95% CI | N | 95% CI | |
| Needed medical care | 1,173 | 26.1% to 50.0% | 4,064 | 14.9% to 18.3% | 3.08 |
| Needed housing services | 1,169 | 4.2% to 18.3% | 4,061 | 3.3% to 5.1% | NS |
| Needed community services | 1,166 | 1.4% to 7.2% | 4,058 | 3.7% to 5.5% | NS |
| Needed advocacy services | 1,170 | 3.9% to 13.7% | 4,061 | 4.8% to 7.1% | NS |
| Needed legal services | 1,171 | 8.1% to 23.4% | 4,061 | 14.8% to 17.9% | NS |

*Note: Samples are restricted to victims; NS, percentages across racial and ethnic groups are not significantly different (p > 0.05).*

**Table 26.95. 95% Confidence Intervals and Odds Ratios for Services Needed by Male Victims of Physical Violence, Stalking, and Sexual Violence (Table 26.56)**

*Percent of male victims who reported needing services*

| Services Needed by Male Victims | American Indian or Alaska Native | | Non-Hispanic White Alone | | Odds Ratio |
|---|---|---|---|---|---|
| | N | 95% CI | N | 95% CI | |
| Needed medical care | 581 | 3.4% to 15.2% | 2,242 | 3.7% to 6.5% | NS |
| Needed housing services | 582 | -0.3% to 1.7% | 2,244 | 0.6% to 2.0% | NS |
| Needed community services | 584 | 0.0% to 0.1% | 2,244 | 0.6% to 2.1% | 0.02 |
| Needed advocacy services | 584 | -1.7% to 7.7% | 2,241 | 0.4% to 1.6% | NS |
| Needed legal services | 582 | 1.0% to 17.0% | 2,242 | 9.3% to 12.8% | NS |

*Note: Samples are restricted to victims; NS, percentages across racial and ethnic groups are not significantly different (p > 0.05).*

This document is a research report submitted to the U.S. Department of Justice. This report has not been published by the Department. Opinions or points of view expressed are those of the author(s) and do not necessarily reflect the official position or policies of the U.S. Department of Justice.

**Table 26.96. 95% Confidence Intervals and Odds Ratios for Percent of Victims Unable to Get Needed Services (Table 26.57)**

*Percent of victims with service needs who reported being unable to get services*

| Gender of Victims who Needed Services | American Indian or Alaska Native | | Non-Hispanic White Alone | | Odds Ratio |
|---|---|---|---|---|---|
| | N | 95% CI | N | 95% CI | |
| Female | 468 | 20.1% to 56.2% | 1,157 | 12.2% to 18.6% | 3.39 |
| Male | 90 | -5.9% to 39.6% | 374 | 9.0% to 18.5% | NS |

*Note: Samples are restricted to victims who needed services; NS, percentages across racial and ethnic groups are not significantly different (p > 0.05).*

## N. FINAL ANALYSIS FILES

The two key data files created for this Chapter ("FINAL RLEVEL DATA.SAV" and "FINAL RLEVEL FOLLOWUP.SAV") were combined to create a single data file ("FINAL RLEVEL ANALYSIS.SAV"). This single data file includes 21,378 observations and 244 variables. Missing data are not defined (all are system missing). The single data file is included in the "FINAL ANALYSIS\FINAL DATA" folder:

| | | | |
|---|---|---|---|
| FINAL DATA | 7/8/2015 2:57 PM | SPSS Statistics Syntax File | 1 KB |
| FINAL RLEVEL ANALYSIS | 7/8/2015 2:54 PM | SPSS Statistics Data Document | 5,894 KB |

This document is a research report submitted to the U.S. Department of Justice. This report has not been published by the Department. Opinions or points of view expressed are those of the author(s) and do not necessarily reflect the official position or policies of the U.S. Department of Justice.