

611/8

TABLE OF CONTENTS

	Page
<u>INTRODUCTION</u>	
Indiana Judicial System	2
Organization Chart	9
1978 Jurisdiction of Indiana Trial Courts Table	10
1978 Trial Judges Judicial Manpower Table	21
<u>TRIAL COURT CASELOAD REPORT</u>	
Introduction	28
Caseload Summary Table	30
Filings by Type of Case - Summary	31
Dispositions by Type of Case - Summary	32
Method of Disposition - Summary	33
Average Caseload - Filings	34
Average Caseload - Dispositions	35
Average Caseload - Method of Disposition	36
Chart - Average Circuit and Superior Court Filings and Dispositions	37
Chart - Average County Court Filings and Dispositions	38

	Page
Caseload Comparison Table	39
Graph - Filing Trends for 1976 through 1978 for Circuit and Superior Courts	40
Graph - Filing Trends for 1976 through 1978 for County Courts	41
Detail Caseload Tables	
- Filings - Circuit and Superior Courts	42
- Dispositions - Circuit and Superior Courts	50
- Method of Case Disposition - Circuit and Superior Courts	58
- Cases Pending - Circuit and Superior Courts	66
- Filings and Dispositions of County Courts	74
- Method of Case Disposition of County Courts	79
- Cases Pending - County Courts	84
- Filings and Dispositions of Marion Municipal Courts	89
- Method of Case Disposition - Marion Municipal Courts	90
- Cases Pending - Marion Municipal Courts	91

CASELOAD OF INDIANA SUPREME COURT AND COURT OF APPEALS

Supreme Court of Indiana	93
------------------------------------	----

Page

Court of Appeals of Indiana 96

FISCAL REPORT

Introduction 106

County Expenditures of Trial Courts - Summary 109

Expenditures by State of Indiana on the Indiana
Courts 112

1978 Revenues Generated Through Operation of
Indiana Trial Courts - Summary 113

Financial Averages 114

Financial Comparison Table - 1976-1978 115

Total County Revenues and Total County Expenditures . . 116

Detail Financial Tables

- Trial Court Revenues for the State 121

- Trial Court Revenues for the County 129

- Key and Footnotes to Revenues 137

- Circuit and Superior Court Expenditures 138

- County Court Expenditures 208

- Key and Footnotes to Expenditures 238

- Municipal Court Expenditures 239

INTRODUCTION

The provisions of IC 33-2.1-7-3 which, among other things, provide that the Division of State Court Administration shall collect and compile statistical data and other information on the judicial work of the courts in the state and shall prepare and publish reports, not less than one nor more than two times per year, on the nature and volume of judicial work performed by the courts.

The first Indiana Judicial Report was published in 1977 and contained information collected during the first year of operation of this office, 1976. Since that initial effort the data gathering system has been reevaluated continuously to better fit our statistical needs.

SCOPE OF REPORT

The 1978 report reflects the filings, dispositions and methods of disposition for cases in all trial courts of record during the calendar year. Information dealing with the actual expenditures by the counties on their trial courts and the revenues generated through the operation of their trial courts is also included in this report. The aforementioned data is collected and

submitted by the trial judges and/or their staff specifically for this report. The caseload information is reported on a quarterly basis while the financial reports are completed at the end of the calendar year. Once received in this office, the data submitted by the trial courts is entered on an IBM System 6 Information Processor.

The caseload reports for the Indiana Supreme Court and the Court of Appeals are prepared by the offices of their respective administrators and are reflected in this report.

In order to aid in the understanding of the statistical information a description of the structure of Indiana's judicial system during 1978 follows.

INDIANA'S JUDICIAL SYSTEM

The Indiana Constitution provides for a Supreme Court, an intermediate Court of Appeals and a Circuit Court. In addition to these courts, the General Assembly has created Superior Courts with general trial jurisdiction and County Courts with limited jurisdiction. Specialized courts and additional tribunals with limited jurisdiction are found in the more populous counties.

SUPREME COURT

The Indiana Supreme Court consists of five justices, one of whom is the Chief Justice of the State (selected by the Indiana Judicial Nominating Commission).¹

The Supreme Court has no original jurisdiction except in (a) admission to the practice of law; (b) discipline and disbarment of those admitted; (c) unauthorized practice of law; (d) discipline, removal, and retirement of judges; and (e) exercise of jurisdiction by other courts.

Its appellate jurisdiction includes appeals from judgments imposing a sentence of death, life imprisonment or imprisonment for

1) Ind. Const., Art. 7, Sec. 2; IC 33-2.1-2-1.

a term greater than 10 years; cases where a state or federal statute has been declared unconstitutional; appeals from denial of release in habeas corpus cases arising out of criminal, extradition or mental health proceedings; and, on petition, cases involving substantial questions of law, great public importance, or emergencies.²

The justices are appointed by the Governor after nomination by a Judicial Nominating Commission. After an initial two-year term, they run on a "Yes--No" retention ballot, and, if successful, they then serve ten-year terms.

COURT OF APPEALS

The Court of Appeals became a constitutional court under a 1970 revision of the Constitution. The Judicial Article provides that the state be divided into geographic districts by the General Assembly, and that each district have three judges.³ Presently, the court has four districts, with a total of twelve judges.⁴ The twelve judges select one of their number as Chief Judge, and each

2) Ind. Const., Art. 7, Sec. 4; Ind. Rules of Ct., App. Rule 4.

3) Ind. Const., Art. 7, Sec. 5.

4) Three of the twelve judgeships came into existence as of August 1, 1978. IC 33-2.1-2-2.

district elects a presiding judge.⁵ The Court of Appeals has no original jurisdiction except as authorized by Supreme Court rules to review directly final decisions of certain administrative agencies.⁶ It has jurisdiction over all appeals not taken to the Supreme Court.

The judges of the Court of Appeals are selected in the same manner as the Supreme Court Justices.

CIRCUIT COURTS

The Indiana Constitution directs that the state be divided into several circuits by the General Assembly and that a judge be elected for each circuit.⁷ Eighty-four, of a total of ninety-two counties, each constitute a circuit, while the remaining eight counties are in four "joint" circuits with two counties each.

The Circuit Courts are vested with unlimited trial jurisdiction in all cases, except when exclusive or concurrent jurisdiction is conferred upon other courts (i.e., Circuit Courts in Marion and Lake Counties have no criminal jurisdiction.) They also have appellate jurisdiction over appeals from City and Town

5) IC 33-2.1-2-4.

6) Ind. Const., Art. 7, Sec. 6; Ind. Rules of Ct., App. Rule 4(B).

7) Ind. Const., Art. 7, Sec. 7.

Courts⁸ and, in Marion County, from the Small Claims Courts.⁹

The Circuit Courts in twenty-two counties are required to maintain a small claims docket where civil claims of \$1,500 or less and possessory actions between landlord and tenant, where the rent does not exceed \$500 per month, may be filed. A litigant on the small claims docket need not be represented by an attorney because the trials are held in an informal atmosphere.¹⁰ In the remaining counties, the small claims dockets have been established either in the Superior or County Court in the county. The caseload on the former small claims dockets is usually referred to as the "County Court Function" of the Circuit or Superior Court due to the establishment of these dockets under the 1975 County Court Law.

SUPERIOR COURTS

Superior Courts are created by the General Assembly one at a time as local judicial needs change. Though their organization and jurisdiction may vary from county to county, for the most part, they are courts of general jurisdiction. They have the same

8) IC 33-4-4-3.

9) IC 33-11.6-4-14, as amended by Acts 1978, P.L. 2, Sec. 3303, to take effect on January 1, 1979.

10) IC 33-10.5-7-2.

appellate jurisdiction as Circuit Courts over appeals from City, Town and Small Claims Courts.

There are eighty-three judges serving the Superior Courts of thirty-five counties.¹¹ Seventeen of these counties have more than one such court or division. Ten of the thirty-five counties have one unified Superior Court with two or more judges. Nine counties have their small claims divisions within the Superior Court (Allen, Cass, DeKalb, Hendricks, Miami, Monroe, St. Joseph, Vanderburgh and Warrick Counties. In Hendricks, Monroe and Vanderburgh Counties civil cases of up to \$3,000 may be filed on the superior court small claims docket.) The same nine counties have a minor offenses docket within their Superior Court for all misdemeanor and infraction cases and cases involving violations of local ordinances and requests for surety of the peace.¹²

PROBATE COURTS (Marion and St. Joseph Counties)

There are only two counties in which specialized Probate

11) As of 1/1/79 that number will increase due to the reorganization of the Marion County Superior Court. IC 33-5-35.1.

12) IC 33-10.5-3-3; IC 33-5-43.1-3; IC 33-5-45.5-15; IC 33-5-9.7-6; IC 33-5-10.8-6; IC 33-5-35.8-6; IC 33-5-36.1-28; IC 33-5-25-6.1.

Courts exist, Marion¹³ and St. Joseph.¹⁴ These courts have one judge each and have original jurisdiction in all matters pertaining to the probate of wills, appointment of guardians, assignees, executors, administrators and trustees, settlements of incompetents' estates and adoptions.¹⁵ The Marion Probate Court has concurrent jurisdiction of proceedings in partition, applications for appointment of receivers, actions against corporations by creditors or stockholders and related matters. The St. Joseph Probate Court also has exclusive juvenile jurisdiction.

The jurisdiction of the Marion County Probate Court will be assumed by the Marion County Superior Court on January 1, 1979, when the Probate Court will cease to exist.¹⁶

JUVENILE COURT (Marion County)

The enabling legislation creates a juvenile court in every county with population over 250,000. Presently, only one county, Marion, has a Juvenile Court. The remaining counties within the above category (Lake, St. Joseph and Allen) have unified Superior Courts which handle the juvenile jurisdiction.

13) IC 33-8-1-1.

14) IC 33-8-2-1.

15) IC 33-8-1-9 and 33-8-2-9.

16) IC 33-5-35.1-4.

The Marion County Juvenile Court has one judge and has original, exclusive jurisdiction in all juvenile matters, and in paternity suits.¹⁷ A reorganized Marion County Superior Court will assume this juvenile jurisdiction on January 1, 1979,¹⁸ and the Juvenile Court will no longer be a separate entity.

CRIMINAL COURTS (Marion County Only)

Marion County is the only county with a separate Criminal Court. The Court has four judges. It has original jurisdiction of all crimes and misdemeanors,¹⁹ though the Marion Municipal Court has concurrent jurisdiction over misdemeanors and handles all of them. The court also has some appellate jurisdiction over appeals of peace bond cases from the Marion County Small Claims Courts and other criminal appeals from the Marion Municipal Courts.

On January 1, 1979, this criminal jurisdiction will be vested in a reorganized Marion Superior Court.

MUNICIPAL COURT (Marion County)

The territorial jurisdiction of the Marion County

Municipal Court extends to the City-County consolidation of Indianapolis-Marion. The court has 15 judges, 14 of whom are trial judges, and 1 a presiding judge. It has concurrent jurisdiction with the Criminal Court in all misdemeanors, infractions, and over local ordinance violations. The court's civil jurisdiction is concurrent with the Superior and Circuit Courts in all civil cases founded on contract or tort which do not exceed \$10,000, and, irrespective of the value of property, in possessory actions between landlord and tenant.²⁰

Appeals in civil cases are taken to the Court of Appeals,²¹ while appeals of criminal cases are taken to the Marion County Criminal Court and are tried on the record.²²

COUNTY COURTS

In 1975, the General Assembly created a new system of County Courts to replace the Justice of the Peace Courts.²³ The County Courts began operating on January 1, 1976, when the Justice of the Peace Courts went out of existence. There are fifty-six County Courts and Judges serving sixty counties, with some counties

17) IC 33-12-2-3.
18) IC 33-5-35.1-4.
19) IC 33-9-1-4.

20) IC 33-6-1-2.
21) IC 33-6-1-8.
22) IC 33-6-1-9.
23) Acts 1975, P.L. 305.

sharing a court, and others having more than one.²⁴

The County Court has original and concurrent jurisdiction in all civil cases founded in contract or tort where the damages do not exceed \$3,000, possessory actions between landlord and tenant where the rent does not exceed \$500 per month, all actions for the possession of property where the value of the property sought to be recovered does not exceed \$3,000, misdemeanor and infraction cases, violations of local ordinances and surety of the peace cases.²⁵ The County Court also has a small claims docket like that of the Circuit Court.²⁶

The County Courts have been specifically precluded from exercising any jurisdiction over cases involving injunctive relief, partition of, or liens on, real estate, paternity, juvenile matters, probate, receivership or dissolution of marriage. It may conduct preliminary hearings in felony cases.²⁷

24) Several changes in respect to County Courts will take effect in 1979. The Posey-Gibson and Noble-Whitley County Courts will split as of 1/1/79. Acts 1977, P.L. 315.

Under Acts 1978, P.L. 141, the Jasper-White and LaGrange-Steuben joint county courts will split as of 1/7/79; Scott County will have a county court on 1/1/79, and Orange and Porter counties will each have a new county court on 7/1/79.

25) IC 33-10.5-3-1.

26) IC 33-10.5-7-1.

27) IC 33-10.5-3-2.

Appeals from the County Court, including its small claims docket, go to the Court of Appeals in the same manner as appeals from the Circuit or Superior Court.

CITY COURTS

City courts were to go out of existence on December 31, 1979. A 1978 legislative amendment²⁸, however, has provided that city courts may be continued until December 31, 1983, if the city, before January 1, 1979, adopts an ordinance providing for such continuation for four more years. The exception to these provisions is that city courts in second-class cities, in counties with population in excess of 500,000 (Lake County) are not abolished. There are approximately ninety city courts operating in Indiana with varied jurisdiction depending on the city's classification.

As of October 1, 1977, the city courts in cities of the second, third, fourth and fifth-class (Indianapolis is the only first-class city and has no city court) have jurisdiction in all misdemeanor and infraction cases.²⁹ The courts also have

28) Acts 1978, P.L. 141, Sec. 9

29) Acts 1977, P.L. 313, Sec. 17(a), expiring on December 31, 1979. This provision appears to add to an supercede IC 18-1-14-5.

jurisdiction over violations of city ordinances.³⁰

In second, third and fourth-class cities city courts have jurisdiction of civil claims of up to \$500.³¹ In counties having three or more second-class cities (Lake County), the city courts in such cities have civil jurisdiction of claims up to \$2,500 and criminal jurisdiction of all state law violations, but they may only assess a penalty of a fine up to \$1,000 and/or imprisonment for one year.³²

Some city courts have civil jurisdiction of claims up to, but not exceeding, \$1,000.³³

Appeals from city courts (except those in Lake County) are taken to the Circuit or Superior Court and tried de novo.³⁴ Appeals from the city courts in second-class cities in Lake County are also

30) IC 18-1-14-5 (This section has been amended by Acts 1978, P.L. 2, Sec. 1810 to provide that city courts have jurisdiction over city ordinance violations. It becomes effective on December 31, 1979.

31) IC 33-10-4-1, repealed as of 12/31/79, by Acts 1978, P.L. 2, Sec. 3310.

32) IC 33-10-5-1.

33) In fourth and fifth-class cities, not county seats, having an assessed valuation in excess of \$26,000,000, situated in a township having two or more second-class cities (Whiting), IC 33-10-8-1, repealed as of December 31, 1979, by Acts 1978 P.L. 2, Sec. 3310.

34) IC 33-10-4-2, repealed as of December 31, 1979, by Acts 1978, P.L. 2, Sec. 3310.

taken to the Circuit or Superior Courts but are tried on assignment of error as in the Court of Appeals.³⁵

TOWN COURTS

As in the case of the city courts, town courts were to go out of existence on December 31, 1979, and could not be created after such date. A 1978 legislative amendment³⁶ has provided that such town courts may be continued until December 31, 1983, if the town, before January 1, 1979, adopts an ordinance providing for such continuation for four years. Town courts can be established by an ordinance of the town board of trustees (except in counties of over 200,000, and in counties where minor courts have already been abolished).³⁷ There are about nineteen town courts operating in Indiana. The town courts have jurisdiction coextensive with the county over town ordinance violations and state law violations for which the penalty cannot exceed a fine of \$500 and/or six months imprisonment.³⁸ Appeals from town courts are taken to the circuit

35) IC33-10-5-1.

36) Acts 1978, P.L. 141, Sec. 9.

37) IC 18-1-14-2, repealed as of December 31, 1979 by Acts 1978, P.L. 2, Sec. 1833.

38) IC 18-1-14-3, repealed as of December 31, 1979 by Acts 1978, P.L. 2, Sec. 1833.

or superior court and tried de novo.³⁹

SMALL CLAIMS COURTS (Marion County)

The Marion County Small Claims Court came into existence on January 1, 1976, and replaced the Justice of the Peace Courts in that county. The court has eight divisions based on township lines whose territorial jurisdiction extends throughout the county. The court's trial jurisdiction is concurrent with the Circuit, Superior and Municipal Courts in all civil cases founded on contract or tort in which the claim does not exceed \$1,500,⁴⁰ in actions for possession of property where the value of the property sought to be recovered does not exceed \$1,500, in possessory actions between landlord and tenant in which the past due rent at the time of filing does not exceed \$1,500,⁴¹ and cases requesting surety of the peace.⁴² The Small Claims Court has no jurisdiction in actions seeking injunctive relief or involving partition of real estate, or to declare or enforce any lien thereon (with certain exceptions), or in cases in which the appointment of a receiver is asked, or in

39) IC 18-1-14-2, repealed as of December 31, 1979 by Acts 1978, P.L. 2, Sec. 1833.

40) IC 33-11.6-4-2.

41) IC 33-11.6-4-3.

42) IC 33-11.6-6-1, et seq.

suits for dissolution or annulment of marriage.⁴³ The Small Claims Court is not a court of record,⁴⁴ and the appeals are tried de novo in the Circuit or Superior Courts⁴⁵ (or in the Criminal Court if it is an appeal on a surety of the peace proceeding.)⁴⁶

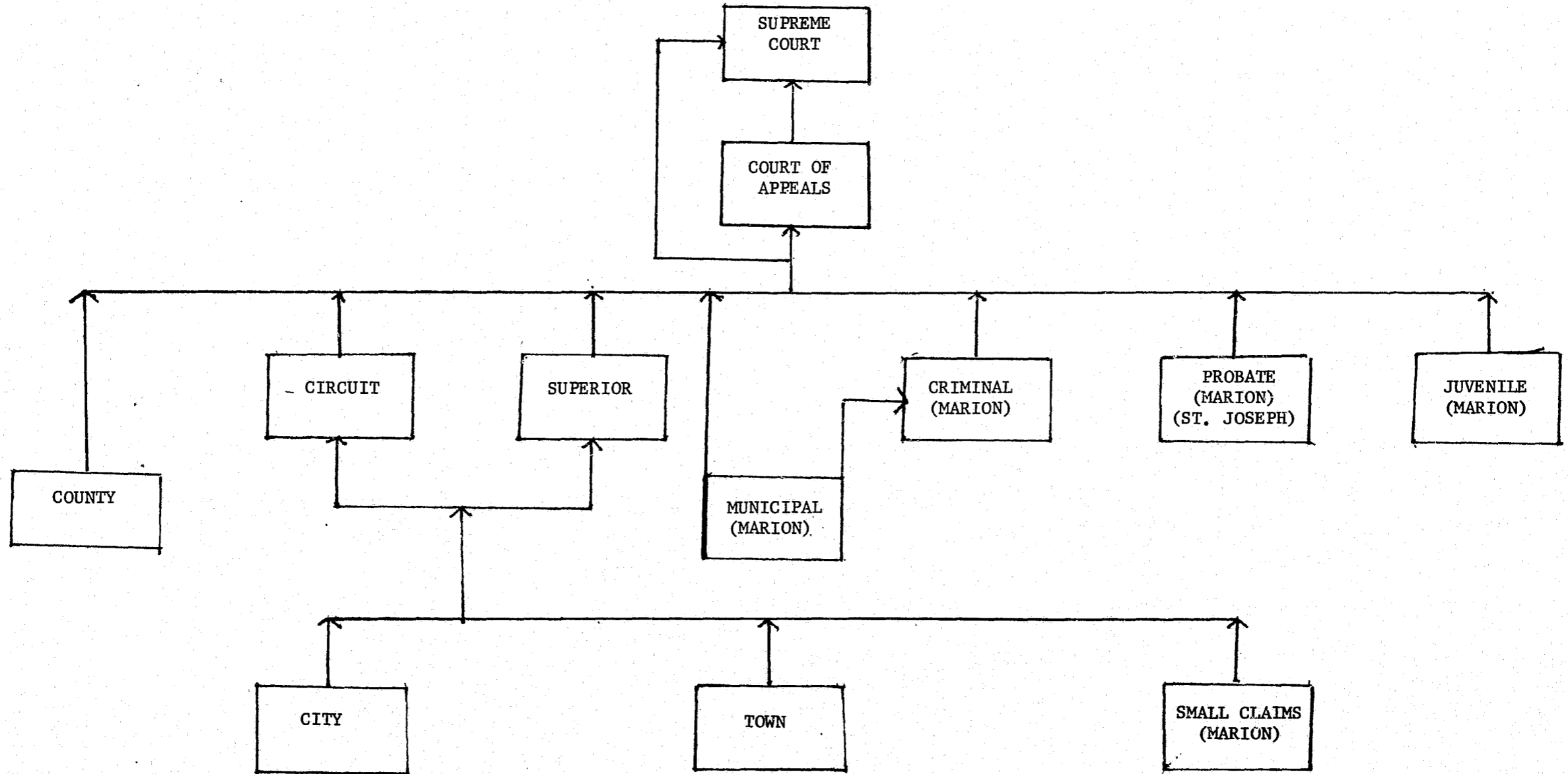
43) IC 33-11.6-4-4.

44) IC 33-11.6-1-4.

45) IC 33-11.6-4-14.

46) IC 33-11.6-6-10, amended as of January 1, 1979, by Acts 1978, P.L. 2, Sec. 3304.

1978 INDIANA JUDICIAL SYSTEM



1978 JURISDICTION OF INDIANA TRIAL COURTS

<u>COUNTY</u>	<u>COURT</u>	<u>GENERAL CRIMINAL JURISDICTION</u>	<u>MISDEMEANOR DIVISION</u>	<u>GENERAL CIVIL JURISDICTION</u>	<u>SMALL CLAIMS DIVISION (\$1,500)</u>	<u>DISSOLUTION</u>	<u>PROBATE</u>	<u>JUVENILE</u>	<u>TRAFFIC</u>	<u>INFRACTIONS</u>
Adams	Cir Co	x	x	x x \$3,000	x	x	x	x	x x*	x x*
Allen	Cir Sup (8)	x x	x	x x	x	x x	x x*	x x ¹ *	x x*	x x*
Bartholomew	Cir Sup Co	x x	x	x x x \$3,000	x	x x	x x	x	x x x*	x x x*
Benton	Cir	x		x	x	x	x	x	x	x
Blackford	Cir	x		x	x	x	x	x	x	x
Boone	Cir Sup Co	x x	x	x x x \$3,000	x	x x	x	x	x x x*	x x x*
Brown	Cir	x	x	x	x	x	x	x	x	x
Carroll	Cir	x	x	x	x	x	x	x	x	x
Cass	Cir Sup	x x	x	x x	x	x x	x x	x	x x*	x x*

NOTE: An "*" indicates the court which primarily handles these cases.

1978 JURISDICTION OF INDIANA TRIAL COURTS

COUNTY	COURT	GENERAL CRIMINAL JURISDICTION	MISDEMEANOR DIVISION	GENERAL CIVIL JURISDICTION	SMALL CLAIMS DIVISION (\$1,500)	DISSOLUTION	PROBATE	JUVENILE	TRAFFIC	INFRACTIONS
Clark	Cir ² Sup	x		x			x		x	x
	Co	x	x	x \$3,000	x	x		x	x	x
Clay	Cir Co (½)	x	x	x \$3,000	x	x	x	x	x x*	x x*
Clinton	Cir Co	x	x	x \$3,000	x	x	x	x	x x*	x x*
Crawford	Cir (½) Co (½)	x	x	x \$3,000	x	x	x	x	x x*	x x*
Daviess	Cir Co	x	x	x \$3,000	x	x	x	x	x x*	x x*
Dearborn	Cir (½) Co	x	x	x \$3,000	x	x	x	x	x x*	x x*
Decatur	Cir Co	x	x	x \$3,000	x	x	x	x	x x*	x x*
DeKalb	Cir Sup	x x	x	x x	x	x	x	x	x x*	x x*
Delaware	Cir	x		x		x	x	x	x	x
	Sup 1 ³			x		x			x	x
	Sup 2	x		x		x	x		x	x
	Co 1		x	x \$3,000	x				x	x
	Co 2		x	x \$3,000	x				x	x

1 8 JURISDICTION OF INDIANA TRIAL COURTS

<u>COUNTY</u>	<u>COURT</u>	<u>GENERAL CRIMINAL JURISDICTION</u>	<u>MISDEMEANOR DIVISION</u>	<u>GENERAL CIVIL JURISDICTION</u>	<u>SMALL CLAIMS DIVISION (\$1,500)</u>	<u>DISSOLUTION</u>	<u>PROBATE</u>	<u>JUVENILE</u>	<u>TRAFFIC</u>	<u>INFRACTIONS</u>
DuBois	Cir (½) Co (½)	x	x	x x \$3,000	x	x	x	x	x x*	x x*
Elkhart	Cir Sup 1 Sup 2 Co Gos Co Elk	x x x	x x	x x x \$3,000 x \$3,000	x x	x x x	x x x	x x	x x* x*	x x* x*
Fayette	Cir Co	x	x	x x \$3,000	x	x	x	x	x x*	x x*
Floyd	Cir Sup Co	x x	x	x x x \$3,000	x	x x	x x	x	x x x*	x x x*
Fountain	Cir	x		x	x	x	x	x	x	x
Franklin	Cir	x		x	x	x	x	x	x	x
Fulton	Cir Co (½)	x	x	x x \$3,000	x	x	x	x	x x*	x x*
Gibson	Cir Co (½) ⁴	x	x	x x \$3,000	x	x	x	x	x x*	x x*
Grant	Cir Sup 1 Sup 2 Co	x x x	x	x x x x \$3,000	x	x x x	x* x x*	x* x x*	x x x x*	x x x x*

1 /8 JURISDICTION OF INDIANA TRIAL COURTS

<u>COUNTY</u>	<u>COURT</u>	<u>GENERAL CRIMINAL JURISDICTION</u>	<u>MISDEMEANOR DIVISION</u>	<u>GENERAL CIVIL JURISDICTION</u>	<u>SMALL CLAIMS DIVISION (\$1,500)</u>	<u>DISSOLUTION</u>	<u>PROBATE</u>	<u>JUVENILE</u>	<u>TRAFFIC</u>	<u>INFRACTIONS</u>
Greene	Cir Co (½)	x	x	x x \$3,000	x	x	x	x	x x*	x x*
Hamilton	Cir Sup Co	x x	x	x x x \$3,000	x	x x	x x	x	x x x*	x x x*
Hancock	Cir Sup Co	x x	x	x x x \$3,000	x	x x	x x	x x	x x x*	x x x*
Harrison	Cir (½) Co (½)	x	x	x x \$3,000	x	x	x	x	x x*	x x*
Hendricks	Cir Sup 1 Sup 2 ⁵	x x	x	x x	x \$3,000	x x	x	x	x x x*	x x x*
Henry	Cir Sup Co	x x	x	x x x \$3,000	x	x x	x x	x x	x x x*	x x x*
Howard	Cir Sup (2) Co	x x	x	x x x \$3,000	x	x x	x x	x	x x x*	x x x*
Huntington	Cir Co	x	x	x x \$3,000	x	x	x	x	x x*	x x*

1978 JURISDICTION OF INDIANA TRIAL COURTS

<u>COUNTY</u>	<u>COURT</u>	<u>GENERAL CRIMINAL JURISDICTION</u>	<u>MISDEMEANOR DIVISION</u>	<u>GENERAL CIVIL JURISDICTION</u>	<u>SMALL CLAIMS DIVISION (\$1,500)</u>	<u>DISSOLUTION</u>	<u>PROBATE</u>	<u>JUVENILE</u>	<u>TRAFFIC</u>	<u>INFRACTIONS</u>
Jackson	Cir Co	x	x	x x \$3,000	x	x	x	x	x	x* x*
Jasper	Cir Co (1/2) ⁶	x	x	x x \$3,000	x	x	x	x	x x*	x x*
Jay	Cir Co (1/2)	x	x	x x \$3,000	x	x	x	x	x x*	x x*
Jefferson	Cir (1/2) Co	x	x	x x \$3,000	x	x	x	x	x x*	x x*
Jennings	Cir	x		x	x	x	x	x	x	x
Johnson	Cir Sup Co	x x	x	x x x \$3,000	x	x x*	x x	x	x x x*	x x x*
Knox	Cir Sup Co	x x	x	x x x \$3,000	x	x x	x	x	x x x*	x x x*
Kosciusko	Cir Sup Co	x x	x	x x x \$3,000	x	x x	x x	x x*	x x x*	x x x*
LaGrange	Cir Co (1/2) ⁷	x	x	x x \$3,000	x	x	x	x	x x*	x x*

1978 JURISDICTION OF INDIANA TRIAL COURTS

<u>COUNTY</u>	<u>COURT</u>	<u>GENERAL CRIMINAL JURISDICTION</u>	<u>MISDEMEANOR DIVISION</u>	<u>GENERAL CIVIL JURISDICTION</u>	<u>SMALL CLAIMS DIVISION (\$1,500)</u>	<u>DISSOLUTION</u>	<u>PROBATE</u>	<u>JUVENILE</u>	<u>TRAFFIC</u>	<u>INFRACTIONS</u>
Lake	Cir			x		x	x		x	x
	Sup-Crm (4)	x								
	Sup-Juv (1)							x	x	x
	Sup-Civ (5) Co (3)		x	x \$3,000	x	x	x	x	x*	x*
LaPorte	Cir	x		x		x	x	x ⁸	x	x
	Sup 1	x		x		x	x		x	x
	Sup 2	x		x		x	x	x	x	x
	Co L/P		x	x \$3,000	x				x*	x*
	Co M/C		x	x \$3,000	x				x*	x*
Lawrence	Cir	x		x		x	x	x	x	x
	Sup	x		x		x			x	x
	Co		x	x \$3,000	x				x	x
Madison	Cir	x		x		x	x		x	x
	Sup (3)	x		x		x	x	x	x	x
	Co (2)		x	x \$3,000	x				x*	x*
Marion ⁹	Cir			x		x				
	Juv							x		
	Probate						x			
	Crm (4)	x								
	Sup (7) Munic (15)	x Misd.		x \$10,000		x			x*	x*
Marshall	Cir	x		x		x	x	x*	x	x
	Sup	x		x		x	x	x	x	x
	Co		x	x \$3,000	x				x*	x*

1978 JURISDICTION OF INDIANA TRIAL COURTS

<u>COUNTY</u>	<u>COURT</u>	<u>GENERAL CRIMINAL JURISDICTION</u>	<u>MISDEMEANOR DIVISION</u>	<u>GENERAL CIVIL JURISDICTION</u>	<u>SMALL CLAIMS DIVISION (\$1,500)</u>	<u>DISSOLUTION</u>	<u>PROBATE</u>	<u>JUVENILE</u>	<u>TRAFFIC</u>	<u>INFRACTIONS</u>
Martin	Cir (½) Co (½)	x	x	x x \$3,000	x	x	x	x	x x*	x x*
Miami	Cir Sup	x x	x	x x	x	x x	x x	x x	x x*	x x*
Monroe	Cir Sup (3)	x x	x	x x	x \$3,000	x x	x	x	x x*	x x*
Montgomery	Cir Co	x	x	x x \$3,000	x	x	x	x	x x*	x x*
Morgan	Cir Sup Co	x x	x	x x x \$3,000	x	x x	x x	x	x x x*	x x x*
Newton	Cir	x	x	x	x	x	x	x	x	x
Noble	Cir Co (½) ¹⁰	x	x	x x \$3,000	x	x	x	x	x x*	x x*
Ohio	Cir (½) Co (½)	x	x	x x \$3,000	x	x	x	x	x x*	x x*
Orange ¹¹	Cir	x	x	x	x	x	x	x	x	x
Owen	Cir	x	x	x	x	x	x	x	x	x
Parke	Cir	x	x	x	x	x	x	x	x	x

1978 JURISDICTION OF INDIANA TRIAL COURTS

<u>COUNTY</u>	<u>COURT</u>	<u>GENERAL CRIMINAL JURISDICTION</u>	<u>MISDEMEANOR DIVISION</u>	<u>GENERAL CIVIL JURISDICTION</u>	<u>SMALL CLAIMS DIVISION (\$1,500)</u>	<u>DISSOLUTION</u>	<u>PROBATE</u>	<u>JUVENILE</u>	<u>TRAFFIC</u>	<u>INFRACTIONS</u>
Perry	Cir	x	x	x	x	x	x	x	x	x
Pike	Cir	x	x	x	x	x	x	x	x	x
Porter	Cir Sup ¹² (2) Co	x x	x	x x x \$3,000	x	x x	x x	x x	x x x*	x x x*
Posey	Cir Co (1/2) ¹³	x	x	x x \$3,000	x	x	x	x	x x*	x x*
Pulaski	Cir Co (1/2)	x	x	x x \$3,000	x	x	x	x	x x*	x x8
Putnam	Cir Co (1/2)	x	x	x x \$3,000	x	x	x	x	x x*	x x*
Randolph	Cir Co (1/2)	x	x	x x \$3,000	x	x	x	x	x x*	x x*
Ripley	Cir	x	x	x	x	x	x	x	x	x
Rush	Cir Co	x	x	x x \$3,000	x	x	x	x	x x*	x x*
St. Joseph	Cir Sup (7) Prob	x x	x	x x	x	x x*	x x x*	x	x	x*

1978 JURISDICTION OF INDIANA TRIAL COURTS

<u>COUNTY</u>	<u>COURT</u>	<u>GENERAL CRIMINAL JURISDICTION</u>	<u>MISDEMEANOR DIVISION</u>	<u>GENERAL CIVIL JURISDICTION</u>	<u>SMALL CLAIMS DIVISION (\$1,500)</u>	<u>DISSOLUTION</u>	<u>PROBATE</u>	<u>JUVENILE</u>	<u>TRAFFIC</u>	<u>INFRACTIONS</u>
Scott ¹⁴	Cir	x	x	x	x	x	x	x	x*	x*
Shelby	Cir	x		x		x	x		x	x
	Sup Co	x	x	x \$3,000	x	x	x	x	x*	x*
Spencer	Cir	x		x	x	x	x	x	x	x
Starke	Cir	x		x	x	x	x	x	x	x
Steuben	Cir	x		x		x	x	x	x	x
	Co (1/2) ¹⁵		x	x \$3,000	x				x*	x*
Sullivan	Cir	x		x		x	x	x	x	x
	Co (1/2)		x	x \$3,000	x				x*	x*
Switzerland	Cir (1/2)	x		x		x	x	x	x	x
	Co (1/2)		x	x \$3,000	x				x*	x*
Tippecanoe	Cir	x		x		x	x	x	x	x
	Sup 1	x		x		x*			x	x
	Sup 2	x		x		x*			x	x
	Co		x	x \$3,000	x				x*	x*
Tipton	Cir	x	x	x	x	x	x	x	x	
Union	Cir	x	x	x	x	x	x	x	x	

1978 JURISDICTION OF INDIANA TRIAL COURTS

<u>COUNTY</u>	<u>COURT</u>	<u>GENERAL CRIMINAL JURISDICTION</u>	<u>MISDEMEANOR DIVISION</u>	<u>GENERAL CIVIL JURISDICTION</u>	<u>SMALL CLAIMS DIVISION (\$1,500)</u>	<u>DISSOLUTION</u>	<u>PROBATE</u>	<u>JUVENILE</u>	<u>TRAFFIC</u>	<u>INFRACTIONS</u>
Vanderburgh	Cir Sup (7)	x x	x	x x	x \$3,000	x x	x	x	x x*	x x*
Vermillion	Cir	x	x	x	x	x	x	x	x	x
Vigo	Cir Sup (2) Co (2)	x x	x	x x x \$3,000	x	x x	x	x x	x x x*	x x x*
Wabash	Cir Co	x	x	x x	x	x	x	x	x x*	x x*
Warren	Cir	x	x	x	x	x	x	x	x	x
Warrick	Cir Sup	x x	x	x x	x	x x	x x	x x	x x*	x x*
Washington	Cir	x	x	x	x	x	x	x	x	x
Wayne	Cir Sup 1 Sup 2 Co	x x x	x	x x x \$3,000	x	x x	x x	x x	x x x*	x x x*
Wells	Cir Co	x	x	x x \$3,000	x	x	x	x	x x*	x x*
White	Cir Co (½) ¹⁶	x	x	x x \$3,000	x	x	x	x	x x*	x x*

1978 JURISDICTION OF INDIANA TRIAL COURTS

<u>COUNTY</u>	<u>COURT</u>	<u>GENERAL CRIMINAL JURISDICTION</u>	<u>MISDEMEANOR DIVISION</u>	<u>GENERAL CIVIL JURISDICTION</u>	<u>SMALL CLAIMS DIVISION (\$1,500)</u>	<u>DISSOLUTION</u>	<u>PROBATE</u>	<u>JUVENILE</u>	<u>TRAFFIC</u>	<u>INFRACTIONS</u>
Whitley	Cir Co (½) 17	x	x	x x \$3,000	x	x	x	x	x x*	x x*

- 1) As of 10/01/79 the Allen Superior Court will have exclusive juvenile jurisdiction in Allen County. Acts 1978, P.L. 136, Sec. 30.
- 2) As of 10/01/79 the Clark Superior Court will also have criminal jurisdiction. Acts 1978, P.L. 136, Sec. 31.
- 3) As of 10/01/79 the Delaware Superior Court #1 will also have criminal jurisdiction. Acts 1978, P.L. 133, Sec. 4.
- 4) The Gibson-Posey County Court will be split into two such courts as of 01/01/79. Acts 1977, P.L. 315.
- 5) Hendricks County Court became a Superior Court in 1978. I.C. 33-5-25-1 et. seq.
- 6) The Jasper-White County Court will be split into two such courts as of July 1, 1979. Acts 1978, P.L. 141.
- 7) The LaGrange-Steuben County Court will be split into two such courts as of July 1, 1979. Acts 1978, P.L. 141.
- 8) As of 10/01/79 the LaPorte Superior Court #1 will have general jurisdiction. Acts 1978, P.L. 136, Sec. 44.
- 9) As of January 1, 1979, there will be one Marion County Superior Court of general jurisdiction with thirteen judges. IC 33-5-35.1-1 et. seq.
- 10) The Noble-Whitley County Court will be split into two such courts as of January 1, 1979. Acts 1977, P.L. 315.
- 11) Orange County Court will come into existence as of July 1, 1979. Acts 1978, P.L. 141.
- 12) A second Porter County Court will come into existence as of July 1, 1979. Acts 1978, P.L. 141.
- 13) The Posey-Gibson County Court will be split into two such courts as of 01/01/79. Acts 1977, P.L. 315.
- 14) As of January 1, 1979, Scott County will have a county court. Acts 1978, P.L. 141.
- 15) Steuben-LaGrange County Court, See F.N. 7.
- 16) White-Jasper County Court, See F.N. 6.
- 17) Whitley-Noble County Court, See F.N. 10.

1978 TRIAL JUDGES

<u>County</u>	<u>Circuit Courts</u>	<u>Superior Courts</u>	<u>County Courts</u>	<u>Other Courts</u>	<u>Total Courts</u>	<u>Population of County</u>	<u>Ratio of Judges Per Population</u>	<u>City Courts (Not Included in Ratio)</u>	<u>Town Courts (Not Included in Ratio)</u>
Adams	1		1		2	27,700+	1:13,850	Decatur	
Allen	1	8-U			9	286,700-	1:31,856		
Bartholomew	1	1	1		3	60,100+	1:20,033	Columbus	
Benton	1				1	10,900-	1:10,900		
Blackford	1				1	15,800-	1:15,800	Hartford Montpelier	
Boone	1	1	1		3	33,500+	1:11,167	Lebanon	Thorntown Whitestown Zionsville
Brown	1				1	10,100+	1:10,100		
Carroll	1				1	17,600-	1:17,600	Delphi	
Cass	1	1			2	39,100-	1:19,550	Logansport	
Clark	1	1	1		3	85,800+	1:28,600	Jeffersonville	Clarksville Charlestown
Clay	1		½		1½	24,400	1:16,267		

- NOTE: 1) Population figures are based on 1977 United States estimates; the plus or minus following the figure indicates the growth or decrease in population figures used in the 1977 Indiana Judicial Report.
- 2) The City and Town Courts are included only for information purposes. They are not taken into account in determining the ratio.
- 3) ½ indicates one judge serves two counties.
- 4) "U" indicates unified courts.

1978 TRIAL JUDGES

<u>County</u>	<u>Circuit Courts</u>	<u>Superior Courts</u>	<u>County Courts</u>	<u>Other Courts</u>	<u>Total Courts</u>	<u>Population of County</u>	<u>Ratio of Judges Per Population</u>	<u>City Courts (Not Included in Ratio)</u>	<u>Town Courts (Not Included in Ratio)</u>
Clinton	1		1		2	30,600-	1:15,300	Frankfort	
Crawford	$\frac{1}{2}$		$\frac{1}{2}$		$\frac{1}{2} + \frac{1}{2}$	8,700	1: 8,700		
Daviess	1		1		2	25,800-	1:12,900		
Dearborn	$\frac{1}{2}$		1		$1\frac{1}{2}$	32,400+	1:21,600	Aurora	
Decatur	1		1		2	24,000+	1:12,000	Lawrenceburg	
DeKalb	1	1			2	31,500-	1:15,750	Auburn Butler	
Delaware	1	2	2		5	128,300-	1:25,660	Muncie	Yorktown Albany
Dubois	$\frac{1}{2}$		$\frac{1}{2}$		$\frac{1}{2} + \frac{1}{2}$	32,600+	1:32,600	Huntingburg	
Elkhart	1	2	2		5	133,300-	1:26,660	Elkhart Goshen Nappanee	
Fayette	1		1		2	27,500+	1:13,750	Connersville	
Floyd	1	1	1		3	57,900+	1:19,300	New Albany	
Fountain	1				1	18,200-	1:18,200	Attica	
Franklin	1				1	18,600+	1:18,600		
Fulton	1		$\frac{1}{2}$		$1\frac{1}{2}$	17,300-	1:11,533	Rochester	
Gibson	1		$\frac{1}{2}$ ¹		$1\frac{1}{2}$	31,700+	1:21,133	Oakland	

1978 TRIAL JUDGES

<u>County</u>	<u>Circuit Courts</u>	<u>Superior Courts</u>	<u>County Courts</u>	<u>Other Courts</u>	<u>Total Courts</u>	<u>Population of County</u>	<u>Ratio of Judges Per Population</u>	<u>City Courts (Not Included in Ratio)</u>	<u>Town Courts (Not Included in Ratio)</u>
Grant	1	2	1		4	83,100-	1:20,775	Gas City Marion	
Greene	1		$\frac{1}{2}$		$1\frac{1}{2}$	28,100	1:18,733	Jasonville	
Hamilton	1	1	1		3	73,600+	1:24,533	Noblesville	Carmel
Hancock	1	1	1		3	41,500+	1:13,833		
Harrison	$\frac{1}{2}$		$\frac{1}{2}$		$\frac{1}{2} + \frac{1}{2}$	25,500+	1:25,500		
Hendricks	1	2 ²			3	64,600+	1:21,533		
Henry	1	1	1		3	53,700+	1:17,900	Knightstown New Castle	
Howard	1	2-U	1		4	87,600-	1:21,900	Kokomo	Russiaville
Huntington	1		1		2	35,200-	1:17,600		
Jackson	1		1		2	34,000-	1:17,000	Seymour	
Jasper	1		$\frac{1}{2}$ ³		$1\frac{1}{2}$	24,600+	1:16,400	Portland	Demotte
Jay	1		$\frac{1}{2}$		$1\frac{1}{2}$	23,500-	1:15,667	Dunkirk	
Jefferson	$\frac{1}{2}$		1		$1\frac{1}{2}$	27,300-	1:18,200	Madison	
Jennings	1				1	20,800+	1:20,800	North Vernon	
Johnson	1	1	1		3	73,200+	1:24,400	Franklin Greenwood	
Knox	1	1	1		3	39,200-	1:13,067	Bicknell Vincennes	

1978 TRIAL JUDGES

<u>County</u>	<u>Circuit Courts</u>	<u>Superior Courts</u>	<u>County Courts</u>	<u>Other Courts</u>	<u>Total Courts</u>	<u>Population of County</u>	<u>Ratio of Judges Per Population</u>	<u>City Courts (Not Included in Ratio)</u>	<u>Town Courts (Not Included in Ratio)</u>
Kosciusko	1	1	1		3	53,200+	1:17,733	Warsaw	
LaGrange	1		$\frac{3}{4}$		$1\frac{3}{4}$	23,300+	1:15,533		
Lake	1	10-U	3		14	540,600-	1:38,614	Hobart Crown Point East Chicago East Gary Gary Hammond Whiting	
LaPorte	1	2	2		5	106,000+	1:21,200	LaPorte	
Lawrence	1	1	1		3	40,600-	1:13,533		
Madison	1	3-U	2		6	137,200-	1:22,867	Anderson Alexandria Elwood	Edgewood
Marion ⁵	1	7-U		21	29	769,400-	1:26,531		
Marshall	1	1	1		3	37,800-	1:12,600	Plymouth	Argos
Martin	$\frac{1}{2}$		$\frac{1}{2}$		$\frac{1}{2} + \frac{1}{2}$	11,000	1:11,000	Loogootee	
Miami	1	1			2	39,000-	1:19,500	Peru	Bunker Hill
Monroe	1	3-U			4	91,900+	1:22,975	Bloomington	
Montgomery	1		1		2	34,200-	1:17,100		
Morgan	1	1	1		3	49,200+	1:16,400	Martinsville	

1978 TRIAL JUDGES

<u>County</u>	<u>Circuit Courts</u>	<u>Superior Courts</u>	<u>County Courts</u>	<u>Other Courts</u>	<u>Total Courts</u>	<u>Population of County</u>	<u>Ratio of Judges Per Population</u>	<u>City Courts (Not Included in Ratio)</u>	<u>Town Courts (Not Included in Ratio)</u>
Newton	1				1	13,900+	1:13,900		
Noble	1		$\frac{1}{2}$ ⁶		$1\frac{1}{2}$	32,900	1:21,933	Cromwell Kendallville	Avilla
Ohio	$\frac{1}{2}$		$\frac{1}{2}$		$\frac{1}{2} + \frac{1}{2}$	4,800+	1: 4,800		
Orange ⁷	1				1	17,200-	1:17,200		Paoli
Owen	1				1	14,200+	1:14,200		
Parke	1				1	15,600	1:15,600		
Perry	1				1	18,100-	1:18,100	Cannelton Tell City	
Pike	1				1	12,400+	1:12,400	Petersburg	
Porter	1	2-U	1 ⁸		4	103,700+	1:25,925	Chesterfield Portage Valparaiso	Chesterton
Posey	1		$\frac{1}{2}$ ⁹		$1\frac{1}{2}$	23,600+	1:15,733		
Pulaski	1		$\frac{1}{2}$		$1\frac{1}{2}$	12,400-	1: 8,267		
Putnam	1		$\frac{1}{2}$		$1\frac{1}{2}$	28,100+	1:18,733	Greencastle	
Randolph	1		$\frac{1}{2}$		$1\frac{1}{2}$	29,500	1:19,677	Winchester Union City	
Ripley	1				1	22,500+	1:22,500	Batesville Versailles	
Rush	1		1		2	20,400-	1:10,200	Rushville	

1978 TRIAL JUDGES

<u>County</u>	<u>Circuit Courts</u>	<u>Superior Courts</u>	<u>County Courts</u>	<u>Other Courts</u>	<u>Total Courts</u>	<u>Population of County</u>	<u>Ratio of Judges Per Population</u>	<u>City Courts (Not Included in Ratio)</u>	<u>Town Courts (Not Included in Ratio)</u>
St. Joseph	1	7-U		1	9	238,800-	1:26,533		
Scott ¹⁰	1				1	19,300+	1:19,300		
Shelby	1	1	1		3	38,700-	1:12,900		
Spencer	1				1	17,800+	1:17,800	Rockport	
Starke	1				1	20,800	1:20,800	Knox	
Steuben	1		$\frac{1}{2}$ ¹¹		$1\frac{1}{2}$	23,000+	1:15,333	Angola	Freemont
Sullivan	1		$\frac{1}{2}$		$1\frac{1}{2}$	19,900+	1:13,267		
Switzerland	$\frac{1}{2}$		$\frac{1}{2}$		$\frac{1}{2} + \frac{1}{2}$	6,700+	1: 6,700		Vevay
Tippecanoe	1	2	1		4	115,000+	1:28,750	Lafayette West Lafayette	
Tipton	1				1	16,000	1:16,000	Tipton	
Union	1				1	6,700	1: 6,700		
Vanderburgh	1	7-U			8	161,300-	1:20,163		
Vermillion	1				1	17,300+	1:17,300	Clinton	
Vigo	1	2-U	2		5	111,400-	1:22,280	Terre Haute	
Wabash	1		1		2	35,900+	1:17,950	North Manchester	
Warren	1				1	8,200-	1: 8,200	Wabash	
Warrick	1	1			2	36,600+	1:18,300	Boonville	
Washington	1				1	20,200+	1:20,200	Salem	

1978 TRIAL JUDGES

<u>County</u>	<u>Circuit Courts</u>	<u>Superior Courts</u>	<u>County Courts</u>	<u>Other Courts</u>	<u>Total Courts</u>	<u>Population of County</u>	<u>Ratio of Judges Per Population</u>	<u>City Courts (Not Included in Ratio)</u>	<u>Town Courts (Not Included in Ratio)</u>
Wayne	1	2	1		4	76,800-	1:19,200	Richmond	
Wells	1		1		2	24,400-	1:12,200	Bluffton	
White	1		$\frac{1}{2}$ 12		$1\frac{1}{2}$	22,200+	1:14,800	Monticello	Monon
Whitley	1		$\frac{1}{2}$ 13		$1\frac{1}{2}$	24,400-	1:16,267	Columbia City	

- 1) The Gibson-Posey County Court will be split into two such courts as of 1-1-79. Acts 1977, P.L. 315.
- 2) The Hendricks County Court became a Superior Court in 1978 (June 28). IC 33-5-25-1 et. seq.
- 3) As of July 1, 1979, the Jasper-White County Court will be split into two such courts. Acts 1978, P.L. 141.
- 4) As of July 1, 1979, the LaGrange-Steuben County Court will be split. Acts 1978, P.L. 141.
- 5) As of January 1, 1979, all Marion Courts (except Circuit and Municipal) will be one Superior Court. IC 33-5-35.1-1 et. seq.
- 6) The Noble-Whitley County Court will be split into two such courts as of January 1, 1979. Acts 1977, P.L. 315.
- 7) Orange County will have a County Court as of July 1, 1979. Acts 1978, P.L. 141.
- 8) As of July 1, 1979, Porter County will have a second county court. Acts 1978, P.L. 141.
- 9) Posey-Gibson County Court - See F.N. 1.
- 10) As of January 1, 1979, Scott County will also have a county court. Acts 1978, P.L. 141.
- 11) Steuben County Court - See F.N. 4.
- 12) White County Court - See F.N. 3.
- 13) Whitley-Noble County Court - See F.N. 6.

CASELOAD OF TRIAL COURTS

The trial court caseload data reflected herein was reported by the trial courts on a standard form (Quarterly Case Status Report) on a quarterly basis. These reports contain information on the cases filed (including those that come on a change of venue), disposed and pending at the end of the reporting period. This information is categorized by type of case, such as criminal, civil, dissolution, etc. The reports also show the method of disposition for the type of cases. Other matters, such as number of days with Judges Pro Tempore, number of trials disposed by Special Judges, number of cases heard or disposed by Masters, the use of Court Commissioner or Referee, and the number of days the Judge served in another County are also reported but are not reflected in this report. The information submitted on a quarterly basis has been combined and is presented here as yearly totals.

The reports are divided into two sets, Caseload of the Circuit and Superior Courts (including the Marion County Municipal, Juvenile, Probate and Criminal Courts, and the St. Joseph Probate Court) and Caseload of the County Courts. The latter set includes the cases filed in the small claims and misdemeanor dockets of the

Circuit and Superior Courts, where such dockets exist. This caseload is referred to as "County Court Function" of the Circuit and Superior Courts.

As used in this report, the following definitions apply:

Criminal: This includes both misdemeanors and felony cases. Where multi-defendants are jointly charged and tried, only one criminal case is noted.

Re-Docketed Criminal: This includes those criminal matters which are re-opened after an initial judgment is entered. An example of this type of case would be a proceeding under Post Conviction Remedy Rule 1.

Juvenile: This includes all juvenile matters where formal proceedings are initiated and such proceedings concern a minor.

Civil: This includes all civil cases other than dissolution, probate, adoption, or guardianship cases. In the County Courts and the "County Court Function" of the Circuit and Superior Courts,

small claims are reported separately.

Re-Docketed Civil: Those civil matters which for some reason are again brought before the court following the entry of the initial judgment.

Dissolution: Cases where the parties seek to dissolve a marriage.

Re-Docketed Dissolution: Dissolution cases where the cause is brought before the court after the initial judgment. This would include petitions to modify and contempt citations.

Probate-Adoption: Those proceedings involving the distribution of estates or adoption of children. This would not include claims against an estate which are litigated; such matters are shown as "civil" cases. Non-Felony Traffic:

Cases where a traffic citation was issued. Guardianship: This involves such matters as where a guardianship is opened under existing

law of the state.

Others: This category is intended to include matters where an adjudication is made, but the full formalities of a trial are not involved. This would include probable cause determinations and commitment proceedings.

1978 CASELOAD
SUMMARY

COURT	TOTAL CASES* PENDING ON 1/1/78	TOTAL CASES FILED 1978	TOTAL CASES DISPOSED 1978	TOTAL CASES* PENDING ON 1/1/79
SUPERIOR, CIRCUIT, JUVENILE, CRIMINAL & PROBATE	240,357	219,735	203,188	255,226
MARION MUNICIPAL 1 - 14	79,831	151,287	137,382	91,230
COUNTY COURTS & SMALL CLAIMS & MIS- DEMEANOR DIVISIONS OF CIRCUIT & SUPERIOR CTS.	89,283	444,619	403,025	130,282
TOTAL	409,471	815,641	743,595	476,738

* Estimates

1978 FILINGS BY TYPE OF CASE

SUMMARY

	<u>Circuit, Superior, Probate, Juvenile, Criminal Courts</u>	<u>Marion Municipal Courts</u>	<u>County Courts & County Court Function</u>	<u>Total</u>
Criminal	15,650	39,597	50,984	106,231
Re-Docketed Criminal	1,825	-0-	1,862	3,687
Juvenile	24,458	-0-	-0-	24,458
Civil (Plenary)	46,966	8,901	3,597	59,464
(Small Claims)	-0-	-0-	95,693	95,693
Re-Docketed Civil	13,442	8,061	31,607	53,110
Dissolution	48,517	-0-	-0-	48,517
Re-Docketed Dissolution	26,150	-0-	-0-	26,150
Probate/Adoption	23,555	-0-	-0-	23,555
Non-Felony Traffic	-0-	94,723	255,401	350,124
Guardianship	5,175	-0-	-0-	5,175
Other	9,782	1	5,267	15,050
Venued In	4,215	4	208	4,427
TOTAL	219,735	151,287	444,619	815,641

1978 DISPOSITIONS BY TYPE OF CASE

SUMMARY

	<u>Circuit, Superior, Probate, Juvenile Criminal Courts</u>	<u>Marion Municipal Courts</u>	<u>County Courts & County Court Function</u>	<u>Total</u>
Criminal	15,402	33,159	45,430	93,991
Re-Docketed Criminal	1,723	-0-	1,657	3,380
Juvenile	22,939	-0-	-0-	22,939
Civil (Plenary)	49,211	8,783	2,961	60,955
(Small Claims)	-0-	-0-	87,810	87,810
Re-Docketed Civil	11,233	7,603	22,052	40,888
Dissolution	44,896	-0-	-0-	44,896
Re-Docketed Dissolution	22,584	-0-	-0-	22,584
Probate/Adoption	20,444	-0-	-0-	20,444
Non-Felony Traffic	-0-	87,836	238,184	326,020
Guardianship	5,323	-0-	-0-	5,323
Other	9,433	1	4,931	14,365
TOTAL	203,188	137,382	403,025	743,595

1978 METHOD OF DISPOSITION

SUMMARY

	<u>Circuit, Superior, Probate, Juvenile, Criminal Courts</u>	<u>Marion Municipal Courts</u>	<u>County Courts & County Court Function</u>	<u>Total</u>
Jury Trial				
Criminal	847	129	141	1,117
Civil (Plenary)	707	52	18	777
(Small Claims)	-0-	-0-	-0-	-0-
Other	45	52	222	319
Bench Trials				
Criminal	1,719	5,027	6,029	12,775
Civil (Plenary)	11,949	930	635	13,514
(Small Claims)	-0-	-0-	18,847	18,847
Other	92,987	14,466	22,496	129,949
Settled	14,877	423	17,885	33,185
Plea	9,591	47,118	92,410	149,119
Dismissed	45,392	38,874	51,684	135,950
Default	14,950	4,890	33,923	53,763
Traffic Violations Bureau	-0-	19,274	146,742	166,016
Transferred Out	1,088	-0-	1,800	2,888
Venued Out	4,632	123	439	5,194
Closed	3,947	-0-	-0-	3,947
Other	457	6,024	3,171	9,652
Failed to Appear	-0-	-0-	6,583	6,583
TOTAL	203,188	137,382	403,025	743,595

1978 AVERAGE CASELOAD -- FILINGS

	<u>Circuit, Superior, Probate, Juvenile, Criminal Courts</u>	<u>Marion Municipal Courts</u>	<u>County Courts & County Court Function</u>	<u>Total</u>
Criminal	87.92	2,639.80	749.76	426.63
Re-Docketed Criminal	10.25		27.38	14.81
Juvenile	137.40			98.22
Civil (Plenary)	263.85	593.40	58.97	238.81
(Small Claims)			1,099.92	384.31
Re-Docketed Civil	75.52	537.40	363.30	213.29
Dissolution	272.57			194.85
Re-Docketed Dissolution	146.91			105.02
Probate/Adoption	132.33			94.60
Non-Felony Traffic		6,314.86	3,153.10	1,406.12
Guardianship	29.07			20.79
Other	54.96	.06	59.25	60.44
Venued In	23.68	.26	2.36	17.78
TOTAL	1,234.46	10,085.78	5,052.49	3,275.67

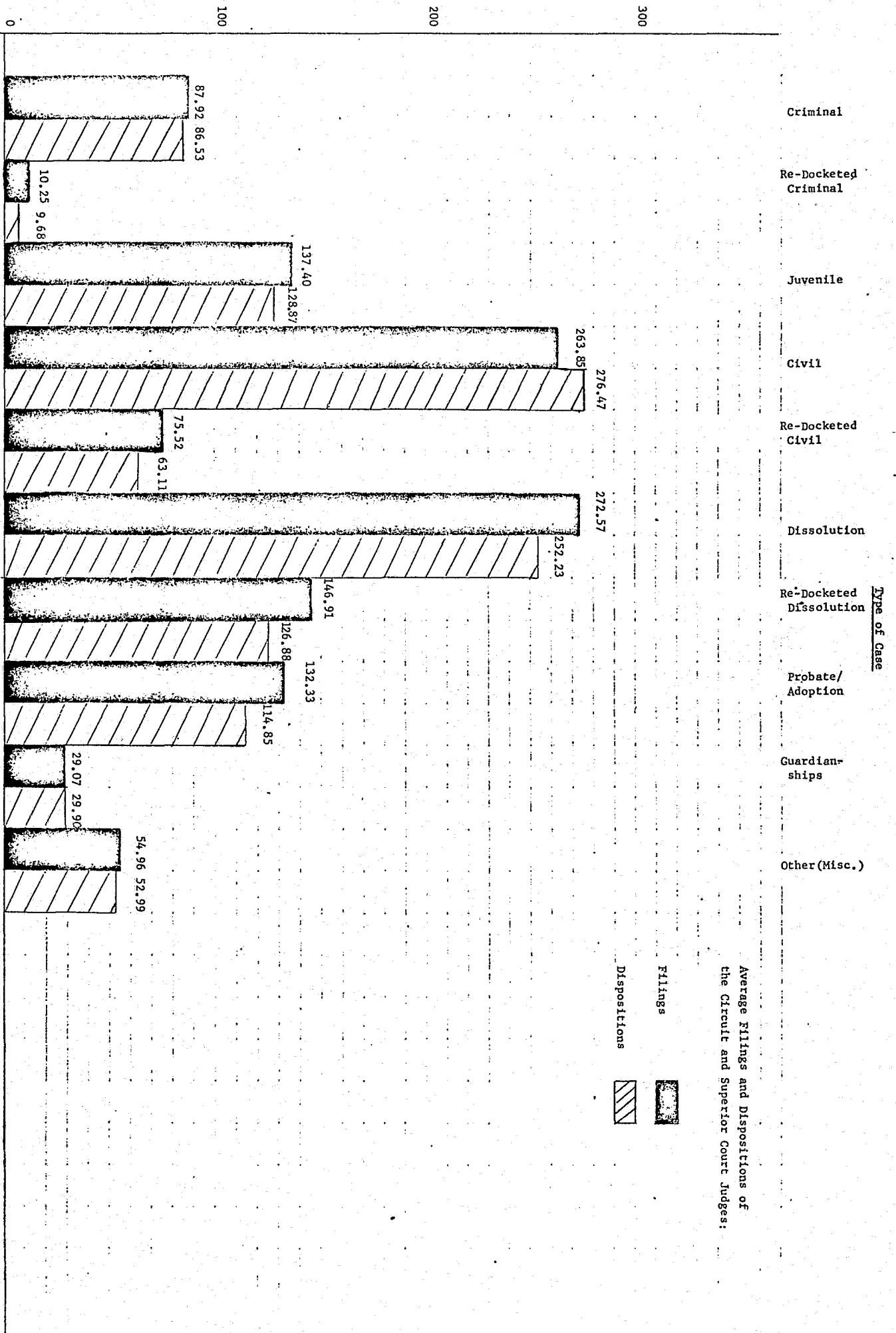
1978 AVERAGE CASELOAD -- DISPOSITIONS

	<u>Circuit, Superior, Probate, Juvenile Criminal Courts</u>	<u>Marion Municipal Courts</u>	<u>County Courts & County Court Function</u>	<u>Total</u>
Criminal	86.53	2,210.60	668.10	377.47
Re-Docketed Criminal	9.68		24.37	13.57
Juvenile	128.87			92.12
Civil (Plenary)	276.47	585.53	48.54	244.80
(Small Claims)			1,009.31	352.65
Re-Docketed Civil	63.11	506.87	253.47	164.21
Dissolution	252.23			180.31
Re-Docketed Dissolution	126.88			90.70
Probate/Adoption	114.85			82.11
Non-Felony Traffic		5,855.73	2,940.54	1,309.31
Guardianship	29.90			21.38
Other	52.99	.06	56.03	57.69
TOTAL	1,141.51	9,158.79	4,579.83	2,986.32

1978 AVERAGE CASELOAD - METHOD OF DISPOSITION

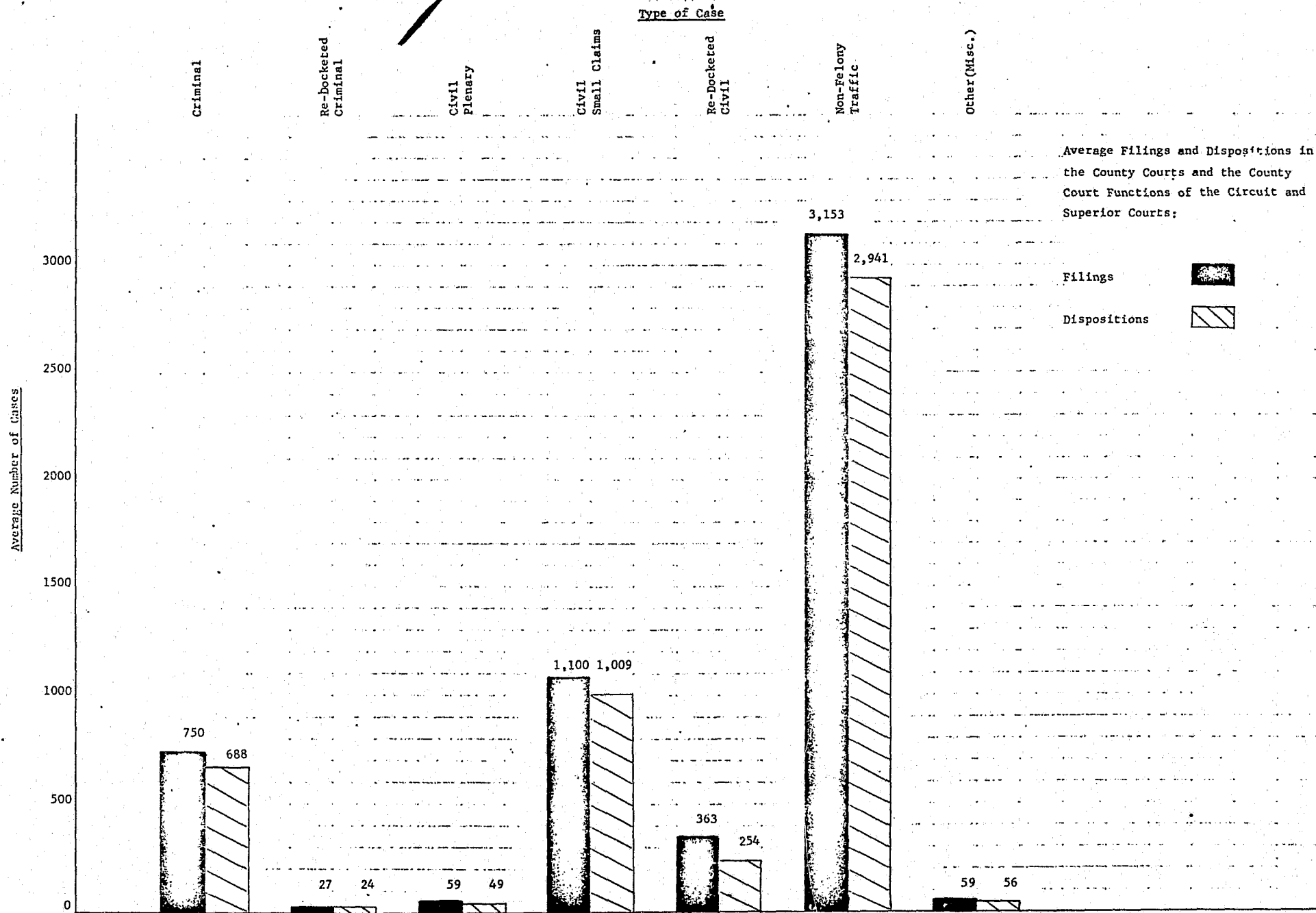
	<u>Circuit, Superior, Probate, Juvenile, Criminal Courts</u>	<u>Marion Municipal Courts</u>	<u>County Courts & County Court Function</u>	<u>Total</u>
Jury Trial				
Criminal	4.76	8.60	2.07	4.49
Civil (Plenary) (Small Claims)	3.97	3.47	.30	3.12
Other	.25	3.47	2.55	1.28
Bench Trials				
Criminal	9.66	335.13	88.66	51.30
Civil (Plenary) (Small Claims)	67.13	62.00	10.41	54.27
Other	522.40	964.40	216.63	75.69
Settled	83.58	28.20	255.64	521.89
Plea	53.88	3,141.20	203.24	133.28
Dismissed	255.01	2,591.60	1,050.11	598.87
Default	83.99	326.00	587.32	545.98
Traffic Violations Bureau		1,284.90	385.49	215.92
Transferred Out	6.11		1,811.63	666.73
Venued Out	26.02	8.20	20.45	11.60
Closed	22.17		4.99	20.86
Other	2.57	401.60	36.03	38.76
Failed to Appear			81.27	26.44
TOTAL	1,141.50	9,158.77	4,579.83	2,986.33

Average Number of Cases



Average Filings and Dispositions of the Circuit and Superior Court Judges:

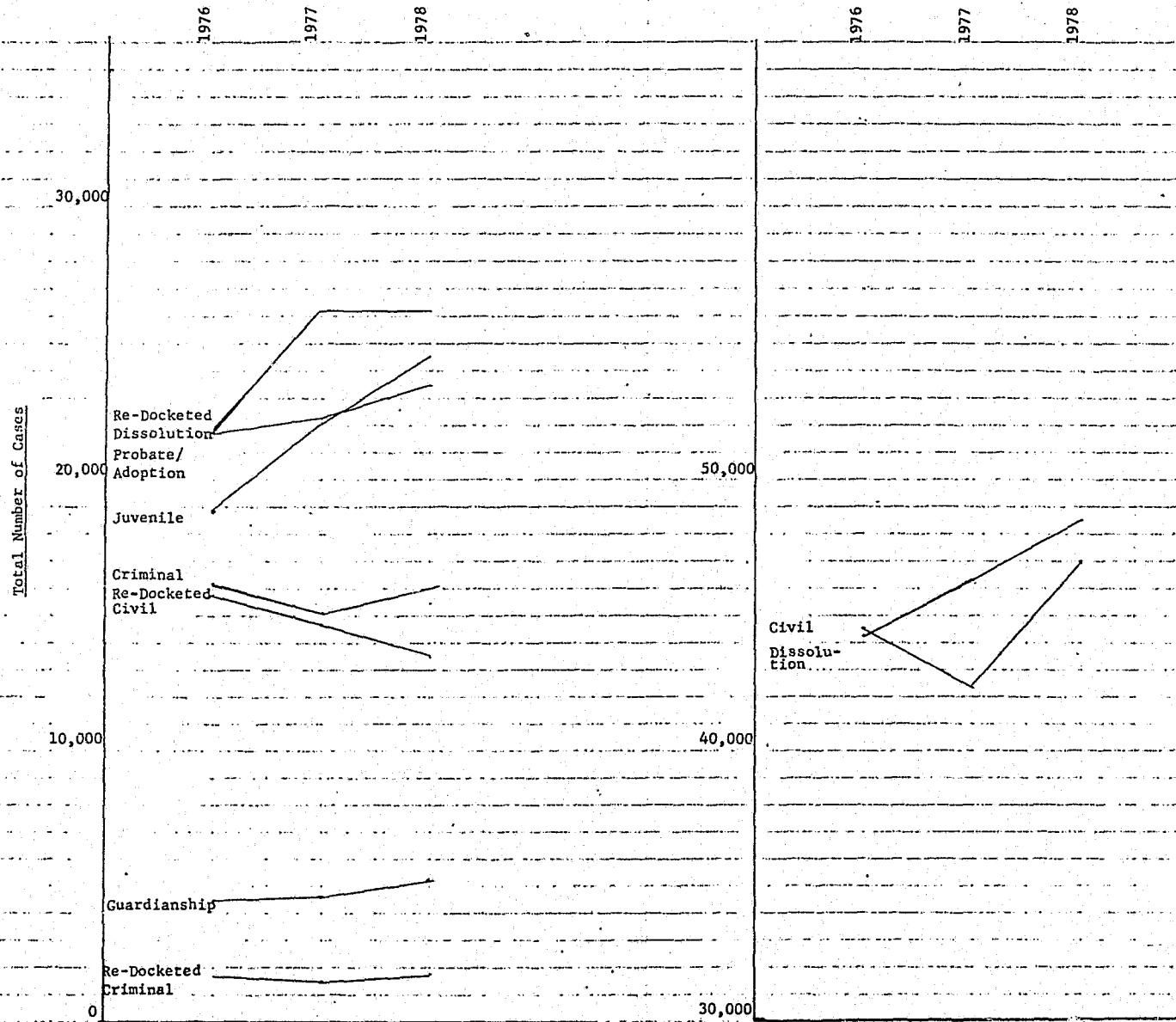
Filings
Dispositions



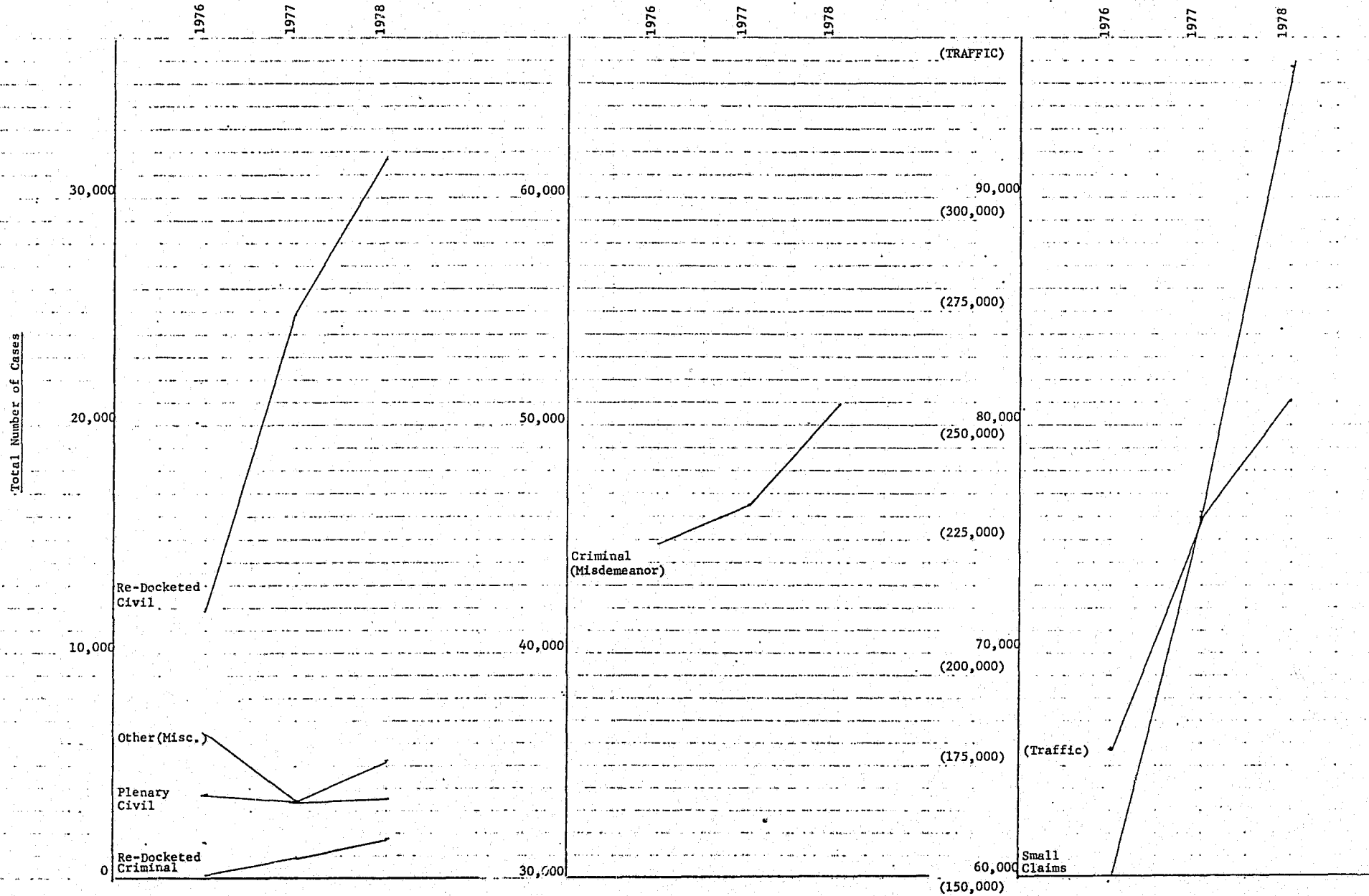
CASELOAD COMPARISON TABLE

Type of Case	CASES FILED			Type of Case	CASES DISPOSED		
	Year				Year		
	1976	1977	1978		1976	1977	1978
Criminal	96,678	120,025	106,231	Criminal	93,716	96,310	93,991
Re-Docketed Criminal	1,998	2,618	3,687	Re-Docketed Criminal	1,869	2,518	3,380
Juvenile	18,949	22,059	24,458	Juvenile	19,045	21,039	22,939
Civil (Plenary)	56,472	53,858	59,464	Civil (Plenary)	68,851	62,318	60,955
(Small Claims)	58,165	76,131	95,693	(Small Claims)	40,813	68,493	87,810
Re-Docketed Civil	34,448	47,090	53,110	Re-Docketed Civil	25,247	33,853	40,888
Dissolution	44,223	46,382	48,517	Dissolution	46,826	47,492	44,896
Re-Docketed Dissolution	21,782	26,148	26,150	Re-Docketed Dissolution	19,931	23,170	22,584
Probate/Adoption	21,877	22,214	23,555	Probate/Adoption	19,922	19,961	20,444
Non-Felony Traffic	274,796	311,463	350,124	Non-Felony Traffic	250,079	297,372	326,020
Guardianship	4,487	4,796	5,175	Guardianship	4,416	7,210	5,323
Other	20,598	19,205	15,050	Other	17,394	19,955	14,365
Venued In	4,628	4,925	4,427				
TOTAL	659,101	756,914	815,641	TOTAL	608,109	699,691	743,595

FILING TRENDS -- Circuit and Superior Courts -- 1976 - 78



FILING TRENDS -- County Courts and County Court Functions -- 1976 - 78



Filings - Circuit and Superior Courts

<u>COUNTY</u>	<u>COURT</u>	Criminal	Re-Docketed Criminal	Juvenile	Civil	Re-Docketed Civil	Dissolution	Re-Docketed Dissolution	Probate- Adoption	Guardianship	Others	TOTAL
ADAMS	CIR	32	4	133	134	13	136	39	159	13		663
ALLEN	CIR	116	57		883	85	1176	388			*35	2740
ALLEN	SUP	424	139	624	1718	991	1131	918	964	135	2364	9408
ALLEN	SUP JUV			396								396
BARTHOLOMEW	CIR	34	19	202	253	102	200	185	129	47		1171
BARTHOLOMEW	SUP	19	20		181	93	506	208	79	17	50	1173
BENTON	CIR	96	11	23	57	40	45	27	86	15	3	403
BLACKFORD	CIR	46		52	84	3	156	9	78	10	38	476
BOONE	CIR	23	1	48	123	32	104	44			27	402
BOONE	SUP	114	8		83	112	224	157	149	36	11	894
BROWN	CIR	93	2	36	97	13	121	24	44	17	18	465
CARROLL	CIR	45	20	24	138	50	109	74	144	14	3	621
CASS	CIR	27	6	113	266	132	342	217	240	35	48	1426
CASS	SUP	35			39	8	29		1			112
CLARK	CIR	87			293				304	63		747
CLARK	SUP			317	118	27	1148	335				1945
CLAY	CIR	85		55	137	14	198	26	162	44		721
CLINTON	CIR	63		118	144	57	278	115	188	42	98	1103
CRAWFORD	CIR	44		35	55		64		32	4		234
DAVISS	CIR	89	30	198	160	57	203	105	157	17	15	1031
DEARBORN	CIR	45	1	276	156	2	258	84	120	38	18	998
DECATUR	CIR	63		44	177		186		122	22		614

Filings - Circuit and Superior Courts

<u>COUNTY</u>	<u>COURT</u>	Criminal	Re-Docketed Criminal	Juvenile	Civil	Re-Docketed Civil	Dissolution	Re-Docketed Dissolution	Probate- Adoption	Guardianship	Others	TOTAL
DEKALB	CIR	10	29	102	101	67	86	134	197	49	67	842
DEKALB	SUP	274	15		256	38	87	4				674
DELAWARE	CIR	84	20	480	622	104	402	105	707	127		2651
DELAWARE	SUP 1				258	73	264	178				773
DELAWARE	SUP 2	111	3		350	170	719	251	90	9	76	1779
DUBOIS	CIR	233		65	141	42	166	58	171	18	30	924
ELKHART	CIR	140	13	74	156	36	358	178	169	37	*35	1196
ELKHART	SUP 1	48	23		1018	260	571	213	133	18		2284
ELKHART	SUP 2	163	62	437	508	110	317	76	243	53	49	2018
FAYETTE	CIR	65		44	322	162	254	97	116	34	37	1131
FLOYD	CIR	66	6	824	201	33	532	146	290	46	27	2171
FLOYD	SUP	73			126		116		5	1		321
FOUNTAIN	CIR	70	14	24	140	68	111	57	108	12	*191	795
FRANKLIN	CIR	274	28	12	122	12	84	10	88	22		652
FULTON	CIR	66	23	92	155	108	156	81	113	25		819
GIBSON	CIR	126	2	71	292	13	248	65	198	22	4	1041
GRANT	CIR	51	16	220	378	15	7		287	81	214	1269
GRANT	SUP 1	54	6		185	184	862	864		1	11	2167
GRANT	SUP 2	59	12	242	105	36	299	173	64	24	*172	1186
GREENE	CIR	79	10	111	161	44	219	72	190	19		905
HAMILTON	CIR	115	9	300	451	80	203	136	204	49	21	1568
HAMILTON	SUP	121	25		334	98	370	250	79	17	11	1305

Filings - Circuit and Superior Courts

<u>COUNTY</u>	<u>COURT</u>	Criminal	Re-Docketed Criminal	Juvenile	Civil	Re-Docketed Civil	Dissolution	Re-Docketed Dissolution	Probate- Adoption	Guardianship	Others	TOTAL
HANCOCK	CIR	29		22	190	7	128	59	48	17	14	514
HANCOCK	SUP	30	8	77	131	25	242	113	126	30	8	790
HARRISON	CIR	39	2	30	117	18	139	32	98	5	45	525
HENDRICKS	CIR	10	6	148	106	33	162	128				593
HENDRICKS	SUP II	199	2		114	1	106	3				425
HENDRICKS	SUP 1	31	9		62	31	147	77	274	64	19	714
HENRY	CIR	106	4	16	345	63	212	146	115	34	*46	1087
HENRY	SUP	114	3	164	69	26	257	161	89	31	17	931
HOWARD	CIR	99	8	310	319	105	325	374	311	72		1923
HOWARD	SUP I	79	8		409	359	293	686	23	12	*117	1986
HOWARD	SUP II	84	31		448	302	460	222	30	18	17	1612
HUNTINGTON	CIR	78	47	49	122	27	237	83	201	39	68	951
JACKSON	CIR	131	6	66	159	16	299	74	175	48		974
JASPER	CIR	60		88	187	13	163	38	112	19		680
JAY	CIR	85	27	62	425	66	173	157	156	155	*3	1309
JEFFERSON	CIR	30		277	119	5	271	205	98	13		1018
JENNINGS	CIR	102	10	64	125	13	237	30	44	14		639
JOHNSON	CIR	17		118	312		215		161	34	6	863
JOHNSON	SUP	73	18		141	28	435	144	126	32	11	1008
KNOX	CIR	4	2		165	23	21	13	226	31	3	488
KNOX	SUP	103	7	269	120	30	346	80			164	1119
KOSCIUSKO	CIR		10		187	66	173	129	96	4	22	687

CONTINUED

1 OF 6

Filings - Circuit and Superior Courts

COUNTY	COURT	Criminal	Re-Docketed Criminal	Juvenile	Civil	Re-Docketed Civil	Dissolution	Re-Docketed Dissolution	Probate- Adoption	Guardianship	Others	TOTAL
KOSCIUSKO	SUP	120	11	153	203	41	324	121	131	16	26	1146
LAGRANGE	CIR	37	6	49	65	10	99	63	117	22	19	487
LAKE	CIR				3397	1544	1528	325	475	111	101	7481
LAKE	SUP CRM SP J	65	18									83
LAKE	SUP CRM 1	233	17									250
LAKE	SUP CRM 2	417	46									463
LAKE	SUP CRM 3	335	35									370
LAKE	SUP CRM 4	358	40									398
LAKE	SUP JUV			3237							755	3992
LAKE	SUP 1			2	992	123	493	164	300	30	33	2137
LAKE	SUP 2				712	139	692	217	508	130	240	2638
LAKE	***SUP 3				1003	196	1139	240	419	173		3170
LAKE	SUP 4				1669	903	265	380	18		353	3588
LAKE	SUP 5	7	4	5	710	105	262	135	26			1254
LAPORTE	CIR	87	3	113	224	143	377	167	279	33	74	1500
LAPORTE	SUP 1	61	9		397	174	399	298	222	55		1615
LAPORTE	SUP 2	13	3	346	193	79	121	31	11	20	5	822
LAWRENCE	CIR	41	2	56	154	61	225	66	203	27	2	837
LAWRENCE	SUP	30	4		155	97	173	108				567
MADISON	CIR	209	14		227	153	144	114	111	38	34	1044
MADISON	SUP	262	13	608	1010	342	1317	761	422	125	385	5245
MARION	CIR				1945	75	961	1242			738	4961

Filings - Circuit and Superior Courts

<u>COUNTY</u>	<u>COURT</u>	Criminal	Re-Docketed Criminal	Juvenile	Civil	Re-Docketed Civil	Dissolution	Re-Docketed Dissolution	Probate- Adoption	Guardianship	Others	TOTAL
MARION	JUVENILE	15		6474							129	6618
MARION	PROBATE				341				2669	703	514	4227
MARION	SUP CRM 1	416	12									428
MARION	***SUP CRM 2	537	12									549
MARION	SUP CRM 3	433										433
MARION	SUP CRM 4	441	73									514
MARION	SUP 1				511	200	871	1488				3070
MARION	SUP 2				543	118	950	562				2173
MARION	SUP 3				529	95	1006	718				2348
MARION	SUP 4				529	56	1004	549				2138
MARION	SUP 5				616		948	808				2372
MARION	SUP 6				495	61	935	785				2276
MARION	SUP 7				488	196	972	1153				2809
MARSHALL	CIR	63	18	152	131	53	149	201	206	14	27	1014
MARSHALL	SUP	95	10		85	2	174	89	22	1		478
MARTIN	CIR	117	10	41	75	12	94	35	60	8	*1	453
MIAMI	CIR	16	2	37	139	63	73	277	45	10	*223	885
MIAMI	SUP	86	11	106	178	61	301	54	148	27	171	1143
MONROE	CIR	6	13	92	353	168	213	64	238	80		1227
MONROE	SUP 1	86	19		137	55	233	127			52	709
MONROE	SUP 2	73	24		136	31	232	81				577
MONROE	SUP 3	89	10		150	29	202	7				487

Filings - Circuit and Superior Courts

<u>COUNTY</u>	<u>COURT</u>	Criminal	Re-Docketed Criminal	Juvenile	Civil	Re-Docketed Civil	Dissolution	Re-Docketed Dissolution	Probate- Adoption	Guardianship	Others	TOTAL
MONTGOMERY	CIR	80	14	64	206	21	305	116	220	38		1064
MORGAN	CIR			156	354	17	170	57	161	60	7	982
MORGAN	SUP	218	34		202	53	336	157	38	16	3	1057
NEWTON	CIR	185	2	23	91	23	101	36	75	18	73	627
NOBLE	CIR	98	35	103	143	90	296	195	191	40	40	1231
OHIO	CIR	5	1	5	31	2	31	4	28	9		116
ORANGE	CIR	46	6	41	157	21	137	59	103	16	15	601
OWEN	CIR	196	48	89	82	20	126	58	65	19	83	786
PARKE	CIR	173		45	188	19	154	17	89	14	2	701
PERRY	CIR	15	1	28	101	12	165	38	81	15	221	677
PIKE	CIR	44	1	31	106	3	113	9	85	11		403
PORTER	CIR											
PORTER	CIR & SUP	160	9	361	1369	496	1118	204	390	109	156	4372
PORTER	SUP 1											
PORTER	SUP 2											
POSEY	CIR	75	8	72	151		185	17	133	27	13	681
PULASKI	CIR	69	9	14	65	20	79	15	81	15	*23	390
PUTNAM	CIR	356	21	163	235	27	258	53	116	28	15	1272
RANDOLPH	CIR	36	13	88	186	45	281	108	207	20	52	1036
RIPLEY	CIR	114	12	87	166	73	137	69	112	20		790
RUSH	CIR	97	18	75	141	40	126	22	122	23	103	767
SCOTT	CIR	475	6	37	141	14	297	61	73	11	90	1205

Filings - Circuit and Superior Courts

<u>COUNTY</u>	<u>COURT</u>	Criminal	Re-Docketed Criminal	Juvenile	Civil	Re-Docketed Civil	Dissolution	Re-Docketed Dissolution	Probate- Adoption	Guardianship	Others	TOTAL
SHELBY	CIR	15			196	13	213	119	133	25	3	717
SHELBY	SUP	179	21	296	99	21	149	67	64	40		936
SPENCER	CIR	39		48	119		20		151	10		387
ST. JOSEPH	CIR	145	5		1219	697	657	129		1	1	2854
ST. JOSEPH	SUP	500	38		1088	260	1040	435	21	1	119	3502
ST. JOSEPH	SUP PROB			806	21				963	199		1989
STARKE	CIR	124		92	192	229	202	106	118	26	23	1112
STEUBEN	CIR	89		63	152	50	211	76	120	30	4	795
SULLIVAN	CIR	71		31	114		189		143	21		569
SWITZERLAND	CIR	6		64	49	4	48	26	38	11		246
TIPPECANOE	CIR	56	5	242	497	28			781	184		1793
TIPPECANOE	SUP 1	30	8		143	64	652	232			17	1146
TIPPECANOE	SUP 2	6			133	125	363	174			12	813
TIPTON	CIR	114	3	38	105	5	108	22	113	24	10	542
UNION	CIR	36	3	5	42	8	32	6	35	5	5	177
VANDEBURGH	CIR	293	26		589	3		152				1063
VANDEBURGH	SUP JUV			915	162				888	193		2158
VANDEBURGH	SUP 1 2 3 4	259			625		1860	1559			16	4319
VERMILLION	CIR	91	1	31	163	36	155	46	108	15		646
VIGO	CIR JUV			376						76		452
VIGO	SUP PROB								411	84		495
VIGO	SUP 1	106	42		149	84	377	121				879

Filings - Circuit and Superior Courts

<u>COUNTY</u>	<u>COURT</u>	Criminal	Re-Docketed Criminal	Juvenile	Civil	Re-Docketed Civil	Dissolution	Re-Docketed Dissolution	Probate- Adoption	Guardianship	Others	TOTAL
VIGO	SUP 2	102			260	72	380	112			11	937
VIGO	SUP 3 (CIR)	171	25		401	24	385	32	93			1131
WABASH	CIR	135	46	315	229	88	303	170	203	24	61	1574
WARREN	CIR	25	1	31	62	16	63	49	48	13	6	314
WARRICK	CIR	48	1	109	220	21	241	78	53	19	25	815
WARRICK	SUP	64	1	13	111	7	123	17	30	12	54	432
WASHINGTON	CIR	72	1	85	133	8	195	44	114	13	25	690
WAYNE	CIR	66	20	66	179	59	105	184	54	11	77	821
WAYNE	SUP 1	47	18	63	244	89	270	88	157	27	43	1046
WAYNE	SUP 2	71	14	140	95	47	254	92	147	23	46	929
WELLS	CIR	40	16	46	120	31	141	71	146	13		624
WHITE	CIR	60	1	42	242	98	228	96	156	26	195	1144
WHITLEY	CIR	35	10	36	156	33	176	65	148	12	18	689

*Includes Non-Felony Traffic

***Fourth Quarter Figures Estimated

Dispositions - Circuit and Superior Courts

<u>COUNTY</u>	<u>COURT</u>	Criminal	Re-Docketed Criminal	Juvenile	Civil	Re-Docketed Civil	Dissolution	Re-Docketed Dissolution	Probate- Adoption	Guardianship	Others	TOTAL
ADAMS	CIR	44	1	103	60	6	116	23	143	7		503
ALLEN	CIR	232	64		963	57	704	175			*34	2229
ALLEN	SUP	303	122	645	1534	1032	1119	938	703	92	2513	9001
ALLEN	SUP JUV			414								414
BARTHOLOMEW	CIR	51	16	181	311	93	231	200	149	47		1279
BARTHOLOMEW	SUP	65	28		185	89	509	209	54	14	48	1201
BENTON	CIR	72	12	11	104	20	49	25	63	10	3	369
BLACKFORD	CIR	32		11	37	1	108	34	17	6	13	259
BOONE	CIR	23		73	205	71	106	79			27	584
BOONE	SUP	89	6		169	115	196	149	152	38	12	926
BROWN	CIR	89	3	28	119	8	110	21	38	20	12	448
CARROLL	CIR	47	18	23	133	47	116	56	107	2	1	550
CASS	CIR	38	10	97	259	136	314	207	181	18	*54	1314
CASS	SUP	13			25	1	15					54
CLARK	CIR	82			193				234	23		532
CLARK	SUP			322	99	48	1025	354				1848
CLAY	CIR	46		43	153	34	189	62	107	11		645
CLINTON	CIR	50	9	69	130	41	301	104	156	35	107	1002
CRAWFORD	CIR	72		8	87	2	62		27	19	*2	279
DAVISS	CIR	108	32	200	182	41	188	90	156	58	15	1070
DEARBORN	CIR	42	2	280	115	6	198	87	71	16	7	824
DECATUR	CIR	64	3	23	344	17	198	17	91	14		771

Dissolutions - Circuit and Superior Courts

<u>COUNTY</u>	<u>COURT</u>	Criminal	Re-Docketed Criminal	Juvenile	Civil	Re-Docketed Civil	Dissolution	Re-Docketed Dissolution	Probate- Adoption	Guardianship	Others	TOTAL
DEKALB	CIR	24	28	66	119	63	95	131	183	16	63	788
DEKALB	SUP	198	21		265	26	32	1				543
DELAWARE	CIR	88	20	469	626	106	406	117	868	226		2926
DELAWARE	SUP 1				188	31	245	137				601
DELAWARE	SUP 2	93	4		250	19	661	183	28	7	43	1288
DUBOIS	CIR	187	1	70	171	27	148	77	136	13	*41	871
ELKHART	CIR	241	11	72	183	39	337	146	205	23	*28	1285
ELKHART	SUP 1	135	35		590	182	624	241	103	12		1922
ELKHART	SUP 2	167	55	284	689	42	232	74	174	30	51	1798
FAYETTE	CIR	95	4	47	325	153	260	80	114	11	37	1126
FLOYD	CIR	114	5	827	111	29	392	146	283	132	27	2066
FLOYD	SUP	26			51		82					159
FOUNTAIN	CIR	91	16	19	128	59	121	63	98	43	*148	786
FRANKLIN	CIR	208	22	19	153	29	81	14	67	11		604
FULTON	CIR	124	49	169	233	66	157	113	200	86		1197
GIBSON	CIR	106	1	37	241	19	209	62	123	29	4	831
GRANT	CIR	38	14	226	424	15	9		248	66	*222	1262
GRANT	SUP 1	57	12		188	155	817	793			6	2028
GRANT	SUP 2	64	10	214	92	29	284	175	50	14	172	1104
GREENE	CIR	105	9	112	171	34	167	72	123	21		814
HAMILTON	CIR	127		438	394	43	210	220	134	60	2	1628
HAMILTON	SUP	102	23		590	74	358	246	78	10	5	1486

Dispositions - Circuit and Superior Courts

<u>COUNTY</u>	<u>COURT</u>	Criminal	Re-Docketed Criminal	Juvenile	Civil	Re-Docketed Civil	Dissolution	Re-Docketed Dissolution	Probate- Adoption	Guardianship	Others	TOTAL
HANCOCK	CIR	35	3	36	288	8	117	52	38	14	1	592
HANCOCK	SUP	20	2	82	215	14	221	70	99	16	13	752
HARRISON	CIR	69		46	168	12	187	16	88	78	36	700
HENDRICKS	CIR	21	3	173	163	10	165	132				667
HENDRICKS	SUP II	190	2		76		102	1				371
HENDRICKS	SUP I	98	8		100	26	201	95	207	28	18	781
HENRY	CIR	60	2	18	283	23	164	143	54	21	14	782
HENRY	SUP	80	5	96	97	13	232	116	67	18	3	727
HOWARD	CIR	158	4	179	190	62	166	193	202	54		1208
HOWARD	SUP I	126	11		707	355	387	643	10	8	*211	2458
HOWARD	SUP II	63	23		428	157	418	162	18	6	5	1280
HUNTINGTON	CIR	59	43	47	95	39	212	86	238	43	48	910
JACKSON	CIR	145	4	66	161	23	287	91	101	44	*16	938
JASPER	CIR	44	3	189	662	44	145	31	76	24		1218
JAY	CIR	97	24	76	444	71	162	125	183	155	*3	1340
JEFFERSON	CIR	26		305	145	2	244	115	73	7		917
JENNINGS	CIR	75	11	72	136	1	164	21	45	17		542
JOHNSON	CIR	9	1	82	355		125		116	20	4	712
JOHNSON	SUP	72	12		267	8	490	125	102	13	7	1096
KNOX	CIR	9	2		137	10	16	12	199	24	3	412
KNOX	SUP	97	10	143	80	16	304	105			*169	924
KOSCIUSKO	CIR	8	8		384	117	277	135	117	10	28	1084

Dispositions - Circuit and Superior Courts

COUNTY	COURT	Criminal	Re-Docketed Criminal	Juvenile	Civil	Re-Docketed Civil	Dissolution	Re-Docketed Dissolution	Probate-Adoption	Guardianship	Others	TOTAL
KOSCIUSKO	SUP	83	16	134	129	46	257	126	119	24	*34	968
LAGRANGE	CIR	46		29	64	3	114	43	68	16	12	395
LAKE	CIR				3090	805	1450	50	441	44	103	5983
LAKE	SUP CRM SP J	58	14									72
LAKE	SUP CRM 1	252	18									270
LAKE	SUP CRM 2	380	34									414
LAKE	SUP CRM 3	261	32									293
LAKE	SUP CRM 4	299	20									319
LAKE	SUP JUV			2789							755	3544
LAKE	SUP 1			2	688	125	538	164	178	18	23	1736
LAKE	SUP 2				632	92	602	90	328	61	245	2050
LAKE	***SUP 3				1035	95	765	136	268	65		2364
LAKE	SUP 4				1625	435	231	106	22		130	2549
LAKE	SUP 5	4	7	7	1056	295	313	83	17	2		1784
LAPORTE	CIR	153	2	114	385	171	553	189	157	12	91	1827
LAPORTE	SUP 1	64	4		336	19	305	144	119	26		1017
LAPORTE	SUP 2	18	1	248	136	27	87	27	2	3	2	551
LAWRENCE	CIR	46	2	101	108	39	238	136	195	26		891
LAWRENCE	SUP	56	1		235	108	199	55				654
MADISON	CIR	169	15		309	95	142	78	96	19	29	952
MADISON	SUP	246	11	696	852	191	1002	523	402	48	400	4371
MARION	CIR				1841	75	935	1269			742	4862

Dispositions - Circuit and Superior Courts

COUNTY	COURT	Criminal	Re-Docketed Criminal	Juvenile	Civil	Re-Docketed Civil	Dissolution	Re-Docketed Dissolution	Probate-Adoption	Guardianship	Others	TOTAL
MARION	JUVENILE	8		5949							37	5994
MARION	PROBATE				254				2597	1212	566	4629
MARION	SUP CRM 1	469	13									482
MARION	***SUP CRM 2	446	14									460
MARION	SUP CRM 3	410										410
MARION	SUP CRM 4	412	72									484
MARION	SUP 1				591	235	1048	1354				3228
MARION	SUP 2				491	61	901	361				1814
MARION	SUP 3				511	60	913	639				2132
MARION	SUP 4				488	60	904	520				1972
MARION	SUP 5	1			530		945	832				2308
MARION	SUP 6				458	61	854	785				2158
MARION	SUP 7	2			576	186	716	962				2442
MARSHALL	CIR	97	25	169	134	30	129	167	301	23	27	1102
MARSHALL	SUP	100	8		42	1	211	62	13	2		439
MARTIN	CIR	95	14	39	73	13	81	43	35	7	*8	408
MIAMI	CIR	83	2	44	160	75	95	294	100	15	*248	1116
MIAMI	SUP	48	8	46	169	42	253	46	84	6	171	873
MONROE	CIR	47	12	128	367	72	175	38	213	27		1079
MONROE	SUP 1	84	15		149	26	265	85			52	676
MONROE	SUP 2	104	11		136	8	262	51				572
MONROE	SUP 3	64	3		134	11	142	1				355

Dispositions - Circuit and Superior Courts

<u>COUNTY</u>	<u>COURT</u>	Criminal	Re-Docketed Criminal	Juvenile	Civil	Re-Docketed Civil	Dissolution	Re-Docketed Dissolution	Probate- Adoption	Guardianship	Others	TOTAL
MONTGOMERY	CIR	92	13	75	219	23	304	120	276	79		1201
MORGAN	CIR	1		265	370	6	143	37	82	23	3	930
MORGAN	SUP	223	41		172	41	321	123	21	13	*2	957
NEWTON	CIR	195	2	19	268	3	103	39	53	8	76	766
NOBLE	CIR	41	47	90	201	93	250	143	174	30	37	1106
OHIO	CIR	4			17	1	19		16			57
ORANGE	CIR	61	5	25	134	8	150	48	61	6		498
OWEN	CIR	273	34	121	157	11	167	40	113	65	78	1059
PARKE	CIR	97	2	25	148	24	119	24	77	12	2	530
PERRY	CIR	27		14	71	11	145	38	69	3	189	567
PIKE	CIR	40	1	11	87	1	106	13	57	9		325
PORTER	CIR											
PORTER	CIR & SUP	126	9	318	1532	406	910	222	683	369	56	4631
PORTER	SUP 1											
PORTER	SUP 2											
POSEY	CIR	35	8	71	138		154	9	73	11	1	500
PULASKI	CIR	62	2	7	122	10	99	19	64	10	*13	408
PUTNAM	CIR	393	17	170	226	28	247	53	122	31	15	1302
RANDOLPH	CIR	48	7	107	179	52	269	86	194	79	48	1069
RIPLEY	CIR	92	13	89	165	73	172	69	97	20		790
RUSH	CIR	99	16	83	165	49	136	34	97	19	103	801
SCOTT	CIR	488	3	27	112	31	271	35	49	8	90	1114

Dispositions - Circuit and Superior Courts

<u>COUNTY</u>	<u>COURT</u>	Criminal	Re-Docketed Criminal	Juvenile	Civil	Re-Docketed Civil	Dissolution	Re-Docketed Dissolution	Probate- Adoption	Guardianship	Others	TOTAL
SHELBY	CIR	17			518	9	171	61	95	19	3	893
SHELBY	SUP	224	22	317	90	8	126	56	53	26		922
SPENCER	CIR	49		15	154		20		52	8		298
ST. JOSEPH	CIR	139	18		1591	771	646	328		5	6	3504
ST. JOSEPH	SUP	438	26		1105	129	1117	396	19	6	122	3358
ST. JOSEPH	SUP PROB			723	21				878	87		1709
STARKE	CIR	117		91	447	339	174	104	126	18	28	1444
STEUBEN	CIR	83	2	44	171	38	204	66	124	13	8	753
SULLIVAN	CIR	98		55	158	1	205		138	28		683
SWITZERLAND	CIR	3		54	30		37	19	41	5		189
TIPPECANOE	CIR	77	3	142	596	22			878	326		2044
TIPPECANOE	SUP 1	44	10		170	78	640	256			27	1225
TIPPECANOE	SUP 2	1			132	100	317	129			12	691
TIPTON	CIR	161	1	38	81	6	97	21	53	7	10	475
UNION	CIR	7	1	7	43	6	25	2	18	4	1	114
VANDEBURGH	CIR	195	19		644	2		107				967
VANDEBURGH	SUP JUV			940	38				480	113		1571
VANDEBURGH	SUP 1 2 3 4	341			1044	127	1562	609			18	3701
VERMILLION	CIR	56		18	144	45	163	67	107	14		614
VIGO	CIR JUV			331						69		400
VIGO	SUP PROB							487		53		540
VIGO	SUP 1	70	37		160	41	374	84				766

Dispositions - Circuit and Superior Courts

<u>COUNTY</u>	<u>COURT</u>	<u>Criminal</u>	<u>Re-Docketed Criminal</u>	<u>Juvenile</u>	<u>Civil</u>	<u>Re-Docketed Civil</u>	<u>Dissolution</u>	<u>Re-Docketed Dissolution</u>	<u>Probate- Adoption</u>	<u>Guardianship</u>	<u>Others</u>	<u>TOTAL</u>
VIGO	SUP 2	44			275	312	373	316			11	1331
VIGO	SUP 3 (CIR)	136	24		284	24	333	37	85			923
WABASH	CIR	90	29	390	234	243	257	173	126	21	36	1599
WARREN	CIR	20		23	85	21	71	45	67	6	6	344
WARRICK	CIR	40	2	111	259	9	284	107	29	13	25	879
WARRICK	SUP	36	1	14	88	4	106	8	14	1	54	326
WASHINGTON	CIR	43		79	153	11	168	58	68	9	24	613
WAYNE	CIR	77	18	46	184	65	112	155	50	47	77	831
WAYNE	SUP 1	56	24	48	215	98	225	86	189	33	43	1017
WAYNE	SUP 2	72	17	115	89	43	248	89	99	14	46	832
WELLS	CIR	44	15	43	130	30	102	70	125	8		567
WHITE	CIR	86	6	26	220	56	239	68	79	25	195	1000
WHITLEY	CIR	23	7	47	221	37	223	66	134	54	17	829

*Includes Non-Felony Traffic

**Non-Felony Traffic - Violations Bureau

***Fourth Quarter Figures Estimated

Method of Case Disposition - Circuit and Superior Courts

COUNTY	COURT	Total Filings	Total Cases Disposed	Jury Trial			Bench Trial			Non-Trial Dispositions					Venue		Other	
				Criminal	Civil	TOTAL	Criminal	Civil	TOTAL	Settled	Guilty Plea	Dismissed	Default	Transferred	Closed	Venued In	Venued Out	Others
ADAMS	CIR	663	503				5	28	278	126	15	63			7	4	14	
ALLEN	CIR	2740	2229	14	1	15	31	406	*1159	143	53	*753	66			1	40	
ALLEN	SUP	9408	9001	37	9	46	36	359	5931	812	170	1334	491	6		15	211	
ALLEN	SUP JUV	396	414			3			181	58	129	42					1	
BARTHOLOMEW	CIR	1171	1279	4	4	8	9	216	1030		24	197			1	19	19	
BARTHOLOMEW	SUP	1173	1201	1	3	4	1	22	613	84	23	354	73		21	11	29	
BENTON	CIR	403	369		6	6	7	22	195	26	54	55	13		1	41	19	
BLACKFORD	CIR	476	259	3	2	5	1	7	103	27	8	70	37		8	22	1	
BOONE	CIR	402	584	3	8	14	8	48	297	103	5	105	24			115	36	
BOGNE	SUP	894	926	1	8	9		28	627	76	64	109	20	1		144	19	1
BROWN	CIR	465	448	3	6	9	6	19	155	55	49	142	14		2	68	12	10
CARROLL	CIR	621	550	5	1	6		24	198	47	24	221	33	1	2	23	15	3
CASS	CIR	1426	1314	1	2	3	25	54	847			*261	176			14	27	
CASS	SUP	112	54		2	2		3	16	3	10	10	9			1	4	
CLARK	CIR	747	532	5	6	11	10	47	145	22	34	114	22		169		9	6
CLARK	SUP	1945	1848		6	6		15	1140	231		444	23				4	
CLAY	CIR	721	645	5	8	13	4	28	241	131	25	135	86			75	14	
CLINTON	CIR	1103	1002	2	4	6		19	417	154	80	217	33		75	19	20	
CRAWFORD	CIR	234	279	2	7	9	17	42	138	25		*90			10	5	7	
DAVISS	CIR	1031	1070	4	3	7		84	693	57	59	214			30	18	10	
DEARBORN	CIR	998	824	3	5	10	1	43	683		14	75	25			5	17	
DECATUR	CIR	614	771	1	3	4	5	38	193	133	46	332			14	15	12	37

Method of Case Disposition - Circuit and Superior Courts

COUNTY	COURT	Total Filings	Total Cases Disposed	Jury Trial			Bench Trial			Non-Trial Dispositions						Venue	Other Dispositions	
				Criminal	Civil	TOTAL	Criminal	Civil	TOTAL	Settled	Guilty Plea	Dismissed	Default	Transferred	Closed	Venued In	Venued Out	Others
DEKALB	CIR	842	788	5	2	7	7	36	623	26	11	93	6	1	53	21		
DEKALB	SUP	674	543	9		9	112	194	367	23	20	85	28			11		
DELAWARE	CIR	2651	2926	4	2	6	7	31	1410	1083	86	91	100	150	17			
DELAWARE	SUP 1	773	601		3	3		29	376	6		108	95		2	13		
DELAWARE	SUP 2	1779	1288	1	2	3	4	4	469	213	68	392	134	7	10		2	
DUBOIS	CIR	924	871	3	2	5	42	115	*600		94	158			25	14		
ELKHART	CIR	1196	1285	7	3	10	14	51	*598		87	*327	*223		4	40		
ELKHART	SUP 1	2284	1922	2		2	1	276	700	9	68	507	611	9	3	16		
ELKHART	SUP 2	2018	1798	6		7	2	59	561	259	118	727	62	22	16	42		
FAYETTE	CIR	1131	1126	5	1	6		29	302	166	50	313	244	16	5	17		
FLOYD	CIR	2171	2066	8	9	17	22	64	1090	808	51	85			19	15		
FLOYD	SUP	321	159	1		1		6	81	33	18	16	7		3	3		
FOUNTAIN	CIR	795	786	5	4	9	2	20	432	43	41	*162	83	10	11	6		
FRANKLIN	CIR	652	604	1	8	9	1	29	231	21	173	128	35	1	19	6		
FULTON	CIR	819	1197		2	3	36	104	401	225	79	187	21	29	86	9	17	149
GIBSON	CIR	1041	831	5	8	15		70	362	163	57	162	29	24	63	19		
GRANT	CIR	1269	1262	1	6	7	9	232	683	180	37	300	39	3	67	13		
GRANT	SUP 1	2167	2028	1	3	4	1	42	1298	13	32	610	66			4	1	
GRANT	SUP 2	1186	1104	3	1	4	3	16	*683	70	63	*246	23	2	14	13		
GREENE	CIR	905	814		3	3	1	35	195	179	90	293	26	20	21	8		
HAMILTON	CIR	1568	1628	4	9	15	98	258	1446		22	33	89		86	23		
HAMILTON	SUP	1305	1486	3	8	11	9	117	766	11	63	556	48	5	194	26		

Method of Case Disposition - Circuit and Superior Courts

COUNTY	COURT	Total Filings	Total Cases Disposed	Jury Trial			Bench Trial			Non-Trial Dispositions					Venue		Other	
				Criminal	Civil	TOTAL	Criminal	Civil	TOTAL	Settled	Guilty Plea	Dismissed	Default	Transferred	Closed	Venued In	Venued Out	Others
HANCOCK	CIR	514	592	2	13	15		34	177	77	15	271	13		9	133	15	
HANCOCK	SUP	790	752	2	1	3		21	386	51	26	242	21			258	23	
HARRISON	CIR	525	700	2	2	5	14	51	444	2	14	213	18			10	4	
HENDRICKS	CIR	593	667	1	7	8		77	494	5	6	140	3			64	11	
HENDRICKS	SUP II	425	371	2		2	39	29	144	15	48	124	12	21		7	5	
HENDRICKS	SUP I	714	781	2	1	3	4	38	537		30	173	15	12	2	4	9	
HENRY	CIR	1087	782	3	4	7	9	152	568	5	16	131	26			88	29	
HENRY	SUP	931	727	2	2	4	1	24	466		49	174	27			3	7	
HOWARD	CIR	1923	1208	3		3	39	107	694	122	50	172	15	30	115	7	7	
HOWARD	SUP I	1986	2458	3	4	7	52	45	*1289		*143	551	468					*77
HOWARD	SUP II	1612	1280	2	1	3	18	21	568	56	28	383	232		2		8	
HUNTINGTON	CIR	951	910	5	2	7	15	19	206	376	56	146	77	2	14	29	26	
JACKSON	CIR	974	938	8	11	19		30	420	121	102	196	27		16	17	16	**21
JASPER	CIR	680	1218	1	9	10	1	116	515	179	36	366	27	68		293	17	
JAY	CIR	1309	1340	4		4	6	74	452	171	32	*565	26	4	52	17	34	
JEFFERSON	CIR	1018	917	3	5	8		28	591	76	9	169	47		7	22	10	
JENNINGS	CIR	639	542		3	3		12	232	29	45	179	5		30	12	19	
JOHNSON	CIR	863	712		4	4	1	13	23	2	4	184	24	154	283	143	34	
JOHNSON	SUP	1008	1096	4	6	10	7	55	640	1	48	362	6	4	1	10	24	
KNOX	CIR	488	412	1	4	5		58	321	22	2	38	20			25	4	
KNOX	SUP	1119	924		1	1	1	16	360	342	62	130	18	1			10	
KOSCIUSKO	CIR	687	1084		4	4		98	511	86	20	417	36			61	10	

Method of Case Disposition - Circuit and Superior Courts

COUNTY	COURT	Total Filings	Total Cases Disposed	Jury Trial			Bench Trial			Non-Trial Dispositions					Venue	Other Dispositions			
				Criminal	Civil	TOTAL	Criminal	Civil	TOTAL	Settled	Guilty Plea	Dismissed	Default	Transferred	Closed	Venued In	Venued Out	Others	
KOSCIUSKO	SUP	1146	968				1	29	691	13	59	*166	28			4	11		
LAGRANGE	CIR	487	395		3	3	4	21	264	14	6	97	3		1	18	7		
LAKE	CIR	7481	5983		2	2		264	1451	52		1543	2553				382		
LAKE	SUP CRM SP J	83	72	6		6	1		13		24	28			1				
LAKE	SUP CRM 1	250	270	13		13	3		19		91	91			56				
LAKE	SUP CRM 2	463	414	60		60	8		13		83	153	4		96		1	4	
LAKE	SUP CRM 3	370	293	31		31	3		30		110	118			4				
LAKE	SUP CRM 4	398	319	57		59	3		20		83	107			50				
LAKE	SUP JUV	3992	3544						3263			227	42					12	
LAKE	SUP 1	2137	1736					374	1182			412	44					98	
LAKE	SUP 2	2638	2050					106	965	11		571	367					136	
LAKE	***SUP 3	3170	2364					529	1332	1		149	834		2			46	
LAKE	SUP 4	3588	2549					76	392	194		505	1369			18		89	
LAKE	SUP 5	1254	1784	1	2	5	1	132	494	35	1	1109	68			5		72	
LAPORTE	CIR	1500	1827	2	9	11		84	859	116	40	674	34		1	57		92	
LAPORTE	SUP 1	1615	1017	7	5	12		90	546	1	45	135	246	1		11		27	4
LAPORTE	SUP 2	822	551	1	1	2		62	333	7	5	89	99	3	2	9		10	1
LAWRENCE	CIR	837	891	3	1	5	2	55	327	195	29	299			26	2		10	
LAWRENCE	SUP	567	654		4	4		16	173	81	34	252	95			11		15	
MADISON	CIR	1044	952	13	4	17	6	143	495	110	96	163	32		15	6		24	
MADISON	SUP	5245	4371	10	3	13	10	190	2203	551	163	842	398		127	6		74	
MARION	CIR	4961	4862		17	17		569	2658	1070		886	115					116	

Method of Case Disposition - Circuit and Superior Courts

COUNTY	COURT	Total Filings	Total Cases Disposed	Jury Trial			Bench Trial			Non-Trial Dispositions					Venue	Other Dispositions		
				Criminal	Civil	TOTAL	Criminal	Civil	TOTAL	Settled	Guilty Plea	Dismissed	Default	Transferred	Closed	Venued In	Venued Out	Others
MARION	JUVENILE	6618	5994			5	5	4758		390	710		131					
MARION	PROBATE	4227	4629		2	3		4290	133		203							
MARION	SUP CRM 1	428	482	37		37	38	51		230	113					40	20	31
MARION	***SUP CRM 2	549	460	30		32	20	24		312	74		16				2	
MARION	SUP CRM 3	433	410	36		36	14	14		270	79					11	9	2
MARION	SUP CRM 4	514	484	27		27	8	80		245	107			25				
MARION	SUP 1	3070	3228		4	4		2027	102		759	97				22	239	
MARION	SUP 2	2173	1814		5	5		905	6		669	78				42	151	
MARION	SUP 3	2348	2132		4	4		1426	90		358	146				2	107	1
MARION	SUP 4	2138	1972		2	2		1154	129		358	145				8	184	
MARION	SUP 5	2372	2308		20	20		1489	468		134	92				15	105	
MARION	SUP 6	2276	2158		5	5		1728	10		296		45				74	
MARION	SUP 7	2809	2442		20	20	2	1850	87		229	177					79	
MARSHALL	CIR	1014	1102		7	9	3	871	1	62	105	36	2			18	16	
MARSHALL	SUP	478	439	5		5	1	211	3	73	122	5		6		9	13	1
MARTIN	CIR	453	408		1	2	8	141	28	60	132	24		5		5	15	1
MIAMI	CIR	885	1116	3	2	5	40	*669	272	8	*116	10	*6			5	30	
MIAMI	SUP	1143	873	1		1	1	630		31	149	47	9			6	6	
MONROE	CIR	1227	1079	6	2	8	2	169	199	63	373	233		19		28	15	
MONROE	SUP 1	709	676	9	12	21	6	170	32	39	199	206				9	9	
MONROE	SUP 2	577	572	5	5	10	4	101	18	39	206	183				3	15	
MONROE	SUP 3	487	355	5	8	13	2	43	6	23	136	124				5	10	

Method of Case Disposition - Circuit and Superior Courts

COUNTY	COURT	Total Filings	Total Cases Disposed	Jury Trial			Bench Trial			Non-Trial Dispositions						Venue		Other Dispositions
				Criminal	Civil	TOTAL	Criminal	Civil	TOTAL	Settled	Guilty Plea	Dismissed	Default	Transferred	Closed	Venued In	Venued Out	Others
MONTGOMERY	CIR	1064	1201	9	8	17	33	98	744	241	53	64	51		15	28	16	
MORGAN	CIR	982	930		5	5		30	179	72		577	42		23	36	32	
MORGAN	SUP	1057	957	11	2	13	19	26	440	27	128	285	21		6	12	37	
NEWTON	CIR	627	766	2	3	5	124	60	381	17		272	13		54	79	19	5
NOBLE	CIR	1231	1106	1	10	13	2	37	520	203	22	225	39	4	64	165	14	2
OHIO	CIR	116	57	2	1	3	1	13	50			1				1	3	
ORANGE	CIR	601	498		3	3	9	69	318	3	33	109	21		1	15	10	
OWEN	CIR	786	1059	9	2	12	137	105	712	18	101	150	8		2	33	27	29
PARKE	CIR	701	530	2	3	5	10	42	254	8	61	126	39		12	61	25	
PERRY	CIR	677	567		9	9		9	240	3	22	134	11			13	6	142
PIKE	CIR	403	325	1	1	2	28	22	217	4	4	75	7			9	16	
PORTER	CIR				7	7	10	50	686	5	22	462	73		279		18	
PORTER	CIR & SUP	4372	4631													662		
PORTER	SUP 1			4	10	14	1	69	523	11	17	450	138		272		22	
PORTER	SUP 2			7	45	52	7	95	511	15	36	482	236		273		27	
POSEY	CIR	681	500	4	1	5	1	34	309	11	28	111	20			38	16	
PULASKI	CIR	390	408	2	7	9	26	36	*247	11	6	132				30	3	
PUTNAM	CIR	1272	1302	10	5	19	61	82	477	229	326	231			16	29	4	
RANDOLPH	CIR	1036	1069	1	4	5	2	90	721	34	41	233	24	1		8	10	
RIPLEY	CIR	790	790	4	6	10	36	67	568	4	18	155	22			22	13	
RUSH	CIR	767	801	1		1	27	40	469	3	21	264	26	1		20	16	
SCOTT	CIR	1205	1114	3	3	7		12	71	146	469	150	227	1	8	8	35	

Method of Case Disposition - Circuit and Superior Courts

COUNTY	COURT	Total Filings	Total Cases Disposed	Jury Trial			Bench Trial			Non-Trial Dispositions						Venue	Other	
				Criminal	Civil	TOTAL	Criminal	Civil	TOTAL	Settled	Guilty Plea	Dismissed	Default	Transferred	Closed	Venued In	Venued Out	Others
SHELBY	CIR	717	893		1	1	1	31	290	42	8	543	2			21	7	
SHELBY	SUP	936	922	19		19	8	46	256	100	246	261			23	10	17	
SPENCER	CIR	387	298		10	10	6	87	158	39	24	36	14		10	7	7	
ST. JOSEPH	CIR	2854	3504	5	8	13	9	507	1524	23	74	1363	450	31		21	26	
ST. JOSEPH	SUP	3502	3358	28	27	59	14	123	1250	279	225	1166	322		2	60	55	
ST. JOSEPH	SUP PROB	1989	1709					1	819			94			796	1		
STARKE	CIR	1112	1444	5	4	9	15	38	511	260	74	466	111			50	13	
STEUBEN	CIR	795	753	3	2	6	20	59	478	10	24	178	18		1	12	38	
SULLIVAN	CIR	569	683	2	5	7	12	46	400	33	25	196	6			11	16	
SWITZERLAND	CIR	246	189				1	17	160	2		22			1	2	4	
TIPPECANOE	CIR	1793	2044	3	3	6	7	198	1576	118	47	193	25	52		19	27	
TIPPECANOE	SUP 1	1146	1225	4	1	5		18	548	158	20	429	45	6		7	14	
TIPPECANOE	SUP 2	813	691					16	322	124		180	54	5		3	6	
TIPTON	CIR	542	475	3	24	27		7	162	7	24	245	2			35	8	
UNION	CIR	177	114	1		1	1	14	38	36	2	19	11		2	6	5	
VANDEBURGH	CIR	1063	967	29	9	38	9	292	413	61	119	227	31	5		8	73	
VANDEBURGH	SUP JUV	2158	1571					38	727		453	63			328			
VANDEBURGH	SUP 1 2 3 4	4319	3701	16	13	29		127	1784	225	185	1005	281	20		21	169	3
VERMILLION	CIR	646	614	4	13	17	1	30	322	30	42	165	33		1	23	4	
VIGO	CIR JUV	452	400						241		26	65		5	61		1	1
VIGO	SUP PROB	495	540							380		2			158			
VIGO	SUP 1	879	766	4	2	6	1	27	315	73	37	226	60	16		2	33	

Method of Case Disposition - Circuit and Superior Courts

COUNTY	COURT	Total Filings	Total Cases Disposed	Jury Trial			Bench Trial			Non-Trial Dispositions					Venue	Other		
				Criminal	Civil	TOTAL	Criminal	Civil	TOTAL	Settled	Guilty Plea	Dismissed	Default	Transferred	Closed	Venued In	Venued Out	Others
VIGO	SUP 2	937	1331	2	1	3	5	24	421	18	13	756	39	19		14	62	
VIGO	SUP 3 (CIR)	1131	923	12	2	14	7	34	445	4	42	223	41	127		10	27	
WABASH	CIR	1574	1599	9	3	12	4	70	474	47	410	518	19		101	6	18	
WARREN	CIR	314	344	2	2	4	1	11	172	41	18	79	19	6		19	5	
WARRICK	CIR	815	879	3	5	9	14	104	482	6	121	212	29	1		100	19	
WARRICK	SUP	432	326	2	1	3	1	45	227		28	58		1		13	9	
WASHINGTON	CIR	690	613	3	6	9	5	40	318	20	18	146	75	1		24	26	
WAYNE	CIR	821	831	7	4	11		124	579		15	217				12	9	
WAYNE	SUP 1	1046	1017	9	1	10	1	147	779	9	17	196				4	6	
WAYNE	SUP 2	929	832	7	1	8	3	64	624		21	173				6	6	
WELLS	CIR	624	567	5	4	9	5	54	431	24	24	52	18			67	9	
WHITE	CIR	1144	1000		4	4	87	102	747	3	3	219				12	24	
WHITLEY	CIR	689	829	1	12	13	7	66	509	23	29	226	16	3		91	10	

*Includes Non-Felony Traffic

**Non-Felony Traffic - Violations Bureau

***Fourth Quarter Figures Estimated

Cases Pending - Circuit and Superior Courts

<u>COUNTY</u>	<u>COURT</u>	Criminal	Re-Docketed Criminal	Juvenile	Civil	Re-Docketed Civil	Dissolution	Re-Docketed Dissolution	Probate- Adoption	Guardianship	Others	TOTAL
ADAMS	CIR	121	4	83	997	11	656	41	413	280		2606
ALLEN	CIR	249	3		782	243	1245	559			*23	3104
ALLEN	SUP	201	21	67	3388	359	1556	39	1878	724	126	8359
ALLEN	SUP JUV			260								260
BARTHOLOMEW	CIR	41	4	76	166	42	82	30	214	281	*1	937
BARTHOLOMEW	SUP	41	2		151	31	194	72	152	119	32	794
BENTON	CIR	101	7	45	216	96	105	18	144	139		871
BLACKFORD	CIR	244	4	225	259	41	325	67	350	143	85	1743
BOONE	CIR	52	1	53	332	5	75				1	519
BOONE	SUP	38	2		235	3	98	11	191	177		755
BROWN	CIR	67	1	54	233	21	67	17	103	49	9	621
CARROLL	CIR	21	9	15	147	24	77	76	298	146	2	815
CASS	CIR	39	10	56	464	25	312	10	607	343		1866
CASS	SUP	22			15	7	14		1			59
CLARK	CIR	66			447				594	472		1579
CLARK	SUP			126	156	8	465	51				806
CLAY	CIR	128	2	54	274	56	92	41	378	286		1311
CLINTON	CIR	83	7	239	165	70	151	73	308	352	60	1508
CRAWFORD	CIR	103		57	92	4	76		98	56		486
DAVISS	CIR	121	11	22	239	62	100	78	189	164	3	989
DEARBORN	CIR	141	3		536	1	178	6	444	396	59	1764
DECATUR	CIR	41		93	531		31		412	220		1328

Cases Pending - Circuit and Superior Courts

<u>COUNTY</u>	<u>COURT</u>	Criminal	Re-Docketed Criminal	Juvenile	Civil	Re-Docketed Civil	Dissolution	Re-Docketed Dissolution	Probate- Adoption	Guardianship	Others	TOTAL
DEKALB	CIR	17	1	73	193	38	58	40	302	326	5	1053
DEKALB	SUP	173	1		113	15	55	3				360
DELAWARE	CIR	59	5	149	315	18	142	29	495	267		1479
DELAWARE	SUP 1				353	221	365	205				1144
DELAWARE	SUP 2	62	1		196	249	231	171	130	19	57	1116
DUBOIS	CIR	121		12	108	25	50	19	280	186	1	802
ELKHART	CIR	78	8	178	164	31	194	72	398	203	*13	1339
ELKHART	SUP 1	7	2		1329	630	519	147	198	204		3036
ELKHART	SUP 2	106	40	564	298	108	306	36	357	88	14	1917
FAYETTE	CIR	73	3	6	364	169	197	104	252	275		1448
FLOYD	CIR	78	2	32	729	4	614	9	501	377		2346
FLOYD	SUP	48			76		35		5	1		165
FOUNTAIN	CIR	108	1	6	89	55	50	8	193	112	*44	666
FRANKLIN	CIR	137	25	35	129	5	48	6	140	258		783
FULTON	CIR	27	24	11	78	103	75	17	119	51		505
GIBSON	CIR	121	1	258	726	2	234	14	493	195		2044
GRANT	CIR	57	2	187	330		2	1	477	449		1505
GRANT	SUP 1	48	4		81	41	211	114		2	7	508
GRANT	SUP 2	53	10	108	138	7	102	33	84	129	4	668
GREENE	CIR	42	4	30	123	60	69	50	204	149		731
HAMILTON	CIR	120	27	512	731	295	201	36	379	242	19	2562
HAMILTON	SUP	105	11		765	87	173	53	144	102	8	1448

Cases Pending - Circuit and Superior Courts

<u>COUNTY</u>	<u>COURT</u>	Criminal	Re-Docketed Criminal	Juvenile	Civil	Re-Docketed Civil	Dissolution	Re-Docketed Dissolution	Probate- Adoption	Guardianship	Others	TOTAL
HANCOCK	CIR	30		30	863	25	108	51	84	61	13	1265
HANCOCK	SUP	82	8	9	490	78	169	70	185	127	110	1328
HARRISON	CIR	80	4	33	122	51	68	24	359	54	*66	861
HENDRICKS	CIR	88	3	182	771	29	21	1				1095
HENDRICKS	SUP I	88	1		119	130	96	89	370	256	2	1151
HENDRICKS	SUP II	9			38	1	11	2				61
HENRY	CIR	80	4	13	481	114	142	102	359	307	*69	1671
HENRY	SUP	123	4	204	72	54	228	160	83	45	70	1043
HOWARD	CIR	88	4	498	647	45	570	264	712	464		3292
HOWARD	SUP I	37			189	217	80	356	212	257	22	1370
HOWARD	SUP II	123	28		339	438	265	285	82	49	28	1637
HUNTINGTON	CIR	44	29	26	261	27	199	53	268	261	168	1336
JACKSON	CIR	67	15	10	242	2	101	6	248	232	*12	935
JASPER	CIR	78		246	1266	43	209	31	414	177	25	2489
JAY	CIR	14	22		54	8	21	80	97	144		440
JEFFERSON	CIR	41	3	135	392	16	216	296	537	283		1919
JENNINGS	CIR	150	2	76	491	24	362	50	149	130		1434
JOHNSON	CIR	206	33	285	1072		575		333	259	42	2805
JOHNSON	SUP	70	5		165	59	305	70	263	122	22	1081
KNOX	CIR	26	8		299	47	29	12	396	241	*11	1069
KNOX	SUP	131	29	305	199	70	377	53			5	1169
KOSCIUSKO	CIR	18	6		268	62	153	82	384	163	10	1146

Cases Pending - Circuit and Superior Courts

<u>COUNTY</u>	<u>COURT</u>	Criminal	Re-Docketed Criminal	Juvenile	Civil	Re-Docketed Civil	Dissolution	Re-Docketed Dissolution	Probate- Adoption	Guardianship	Others	TOTAL
KOSCIUSKO	SUP	57	10	129	417	227	397	68	154	106	6	1571
LAGRANGE	CIR	33	7	262	659	13	245	26	485	204	22	1956
LAKE	CIR				5794	1493	354	650	812	273	261	9637
LAKE	SUP CRM SP J	122	10									132
LAKE	SUP CRM 1	228	11									239
LAKE	SUP CRM 2	301	26									327
LAKE	SUP CRM 3	424	24									448
LAKE	SUP CRM 4	493	29									522
LAKE	SUP JUV			921								921
LAKE	SUP 1				1409	293	463	142	794	51	74	3226
LAKE	SUP 2				1036	353	567	509	1330	1043	30	4868
LAKE	***SUP 3				649	267	985	353	946	712		3912
LAKE	SUP 4				146	1129	253	448	16		522	2514
LAKE	SUP 5	3	1	5	1793	3571	269	526	55	4		6227
LAPORTE	CIR	61	28		629	217	475	37	802	588		2837
LAPORTE	SUP 1	87	13		2436	687	497	564	669	357		5310
LAPORTE	SUP 2	52	30	208	900	261	123	63	21	43	3	1704
LAWRENCE	CIR	77		76	226	63	197	42	293	189	7	1170
LAWRENCE	SUP	12	3		182		190	61				448
MADISON	CIR	476	2		109	182	227	119	252	186	7	1560
MADISON	SUP	205	4	721	665	675	1342	738	656	828	1723	7557
MARION	CIR				674	8	461	17			9	1169

Cases Pending - Circuit and Superior Courts

<u>COUNTY</u>	<u>COURT</u>	Criminal	Re-Docketed Criminal	Juvenile	Civil	Re-Docketed Civil	Dissolution	Re-Docketed Dissolution	Probate- Adoption	Guardianship	Others	TOTAL
MARION	JUVENILE	15		1679							441	2135
MARION	PROBATE				450				3059	2690	826	7025
MARION	SUP CRM 1	195	19									214
MARION	*** SUP CRM 2	240	2									242
MARION	SUP CRM 3	219										219
MARION	SUP CRM 4	127	26									153
MARION	SUP 1				67	123	452	669				1311
MARION	SUP 2				359	176	961	407				1903
MARION	SUP 3				541	28	573	87				1229
MARION	SUP 4	1			373	10	551	80				1015
MARION	SUP 5				411		397	48				856
MARION	SUP 6				687		1396	55				2138
MARION	SUP 7				600	10	1137	293				2040
MARSHALL	CIR	4	47	12	166	221	197	106	356	434		1543
MARSHALL	SUP	30	15		100	17	141	124	65	12		504
MARTIN	CIR	70	3	31	61	10	31	15	70	47		338
MIAMI	CIR	59	18	122	342	34	103	42	196	191	*38	1145
MIAMI	SUP	53	3	93	68	45	148	8	112	39		569
MONROE	CIR	34	17	159	349	248	137	59	543	450	*4	2000
MONROE	SUP 1	77	8		144	95	81	87				492
MONROE	SUP 2	72	21		113	52	136	69				463
MONROE	SUP 3	74	7		96	18	61	6				262

Cases Pending - Circuit and Superior Courts

<u>COUNTY</u>	<u>COURT</u>	Criminal	Re-Docketed Criminal	Juvenile	Civil	Re-Docketed Civil	Dissolution	Re-Docketed Dissolution	Probate- Adoption	Guardianship	Others	TOTAL
MONTGOMERY	CIR	6	1	16	94		130	2	213	130		592
MORGAN	CIR	5		83	369	44	142	26	538	269	5	1481
MORGAN	SUP	135	9		136	43	141	65	39	59	*10	637
NEWTON	CIR	542	12	261	274	128	82	119	280	250		1948
NOBLE	CIR	94	1	51	603	73	396	104	231	183	126	1862
OHIO	CIR	86	2	7	75	13	28	14	46	50	4	325
ORANGE	CIR	23	8	57	212	76	27	101	271	157	27	959
OWEN	CIR	21	14	54	134	51	70	62	77	91	20	594
PARKE	CIR	541		27	674	6	271	46	436	290		2291
PERRY	CIR	72	4	79	194	28	91	39	201	116	112	936
PIKE	CIR	118		62	135	3	61	16	124	78		597
PORTER	CIR											
PORTER	CIR & SUP	184		105	2996	607	663		606	374	300	5835
PORTER	SUP 1											
PORTER	SUP 2											
POSEY	CIR	167	1	86	391		270	9	678	581	46	2229
PULASKI	CIR	103	18	11	325	83	49	10	150	41	10	800
PUTNAM	CIR	120		5	235	1	103	1	171	170		806
RANDOLPH	CIR	36	13	73	169	14	173	48	250	155	6	937
RIPLEY	CIR	103		19	515		77		442	273		1429
RUSH	CIR	56	3	20	222	54	97	9	195	160	3	819
SCOTT	CIR	219	12	139	415	103	225	125	169	117		1524

Cases Pending - Circuit and Superior Courts

COUNTY	COURT	Criminal	Re-Docketed Criminal	Juvenile	Civil	Re-Docketed Civil	Dissolution	Re-Docketed Dissolution	Probate- Adoption	Guardianship	Others	TOTAL
SHELBY	CIR	44			773	138	331	296	511	422	*11	2526
SHELBY	SUP	335	21	109	201	85	175	40	105	78		1149
SPENCER	CIR	40		48	122				149	17		376
ST. JOSEPH	CIR	180	29		404	808	546	82		52	42	2143
ST. JOSEPH	SUP	1056	115		1737	572	1233	705	548	394	58	6418
ST. JOSEPH	SUP PROB			1008	13				1392	2021		4434
STARKE	CIR	125		44	466	385	116	12	218	144	37	1547
STEUBEN	CIR	82	2	112	340	63	144	66	224	200	3	1236
SULLIVAN	CIR	14		12	156		36		222	183		623
SWITZERLAND	CIR	12		41	131	8	72	43	34	75	4	420
TIPPECANOE	CIR	98	2	294	741	6			449	682		2272
TIPPECANOE	SUP 1	48	4		133	48	262	91			1	587
TIPPECANOE	SUP 2	5			116	50	165	56			2	394
TIPTON	CIR	196	2	3	286		65	26	218	122		918
UNION	CIR	84	5	6	40	9	28	17	147	87	4	427
VANDEBURGH	CIR	198	20		71	4		95				388
VANDEBURGH	SUP JUV			111	402				1681	1182		3376
VANDEBURGH	SUP 1 2 3 4	40	2		572	686	1305	2848			2	5455
VERMILLION	CIR	107	3	102	174	2	36	3	186	95		708
VIGO	CIR JUV			134						9		143
VIGO	SUP PROB								1033	1011		2044
VIGO	SUP 1	50	7		237	238	241	97				870

Cases Pending - Circuit and Superior Courts

<u>COUNTY</u>	<u>COURT</u>	Criminal	Re-Docketed Criminal	Juvenile	Civil	Re-Docketed Civil	Dissolution	Re-Docketed Dissolution	Probate- Adoption	Guardianship	Others	TOTAL
VIGO	SUP 2	87			422	7	368	4				888
VIGO	SUP 3 (CIR)	160	4		409	8	261	21	53			916
WABASH	CIR	105	21	32	105	38	73	39	360	273	84	1130
WARREN	CIR	23	1	8	87	9	37	14	117	100		396
WARRICK	CIR	96	1	20	382	99	145	72	275	255		1345
WARRICK	SUP	55		1	117	4	72	9	41	13		312
WASHINGTON	CIR	199	8	168	477	84	241	145	344	207	256	2129
WAYNE	CIR	92	11	76	179	31	74	112	150	106		831
WAYNE	SUP 1	50	7	50	170	30	171	72	399	278		1227
WAYNE	SUP 2	83	12	90	99	22	139	45	241	114		845
WELLS	CIR	30	1	11	232	2	161	1	212	26	*3	679
WHITE	CIR	45	5	55	202	127	91	91	373	136		1125
WHITLEY	CIR	45	14	14	247	69	163	41	243	115	*44	995

*Includes Non-Felony Traffic

***Fourth Quarter Figures Estimated

Filings and Dispositions of County Courts*

COUNTY	COURT	<u>Filings</u>							<u>Dispositions</u>								
		Criminal	Re-Docketed Criminal	Small Claims	Plenary Proceedings	Re-Docketed Civil	Non-Felony Traffic	Others	TOTAL	Criminal	Re-Docketed Criminal	Small Claims	Plenary Proceedings	Re-Docketed Civil	Non-Felony Traffic	Others	TOTAL
ADAMS	COUNTY	164	2	503	7	127	974		1777	62	2	414	10	63	864		1415
ALLEN	SUP CCF	5159		9363		6108	16342	487	37459	4020		9457		4990	16947	491	35905
BARTHOLOMEW	COUNTY	935	19	1638	44	670	5186		8492	819	15	1460	69	452	4097		6912
BENTON	CIR CCF			139		28	885		1052			116		13	901		1030
BLACKFORD	CIR CCF			500		172			672			505		85			590
BOONE	COUNTY	334		732	45	243	1115		2469	334		658	52	321	1170	13	2548
BROWN	CIR CCF	554	26	103		18	563		1264	562	26	83		17	517		1205
CARROLL	CIR CCF	254	23	435	17	70	1062		1861	238	18	357	15	62	956		1646
CASS	SUP CCF	324	2	981		332	1500		3139	266	2	735	4	165	1435		2607
CLARK	COUNTY	731		1228	278	12	6700		8949	686		1013	272		6399		8370
CLAY	COUNTY	279	10	396	34	81	1647	10	2457	281	2	338	26	54	1681	6	2388
CLINTON	COUNTY	274	43	533	21	195	1020	31	2117	308	38	534	20	195	893	21	2009
CRAWFORD	COUNTY	237		96	1		897		1231	166		73	1		893		1133
DAVISS	COUNTY	251		627	3	99	1003		1983	223		566	5	43	978		1815
DEARBORN	COUNTY	167		596	226		628		1617	140		533	164		616		1453
DECATUR	COUNTY	248		221	12		3178	20	3679	267		249	7		3283	12	3818
DEKALB	SUP CCF			1078		373	1413		2864			950		306	1445		2701
DELAWARE	COUNTY 1	424		1134	36	512			2106	458		1310					1768
DELAWARE	COUNTY 2	422	11	1221	59	721			2434	439	13	1292	15				1759
DUBOIS	COUNTY	523		310	13	8	1814	7	2675	502		290	15	6	1792	7	2612
ELKHART	COUNTY ELK	246	24	1883	78	850	8		3089	225	19	2022	194	893	15		3368
ELKHART	COUNTY GOS	678		792	24	126	4918		6538	684		604	14	104	4826		6232

Filings and Dispositions of County Courts*

COUNTY	COURT	<u>Filings</u>							<u>Dispositions</u>								
		Criminal	Re-Docketed Criminal	Small Claims	Plenary Proceedings	Re-Docketed Civil	Non-Felony Traffic	Others	TOTAL	Criminal	Re-Docketed Criminal	Small Claims	Plenary Proceedings	Re-Docketed Civil	Non-Felony Traffic	Others	TOTAL
FAYETTE	COUNTY	370		545		43	1351		2309	345		450		28	1294		2117
FLOYD	COUNTY	627		667	203		1454		2951	479		582	169		1395		2625
FOUNTAIN	CIR CCF			441		59	265		765			412		59	239		710
FRANKLIN	CIR CCF			171			1246		1417			156			1114		1270
FULTON	COUNTY	125		614			1885		2624	114		374			1710		2198
GIBSON	COUNTY	180	2	566	6	55	2659	22	3490	178	4	519	3	51	2630	23	3408
GRANT	COUNTY	279	18	2027	154	985	814	302	4579	257	9	2032	73	512	747	156	3786
GREENE	COUNTY	281	10	621	47	80	1554		2593	282	10	592	31	71	1403		2389
HAMILTON	COUNTY	797	2	1466	202	311	3414		6192	563		1139	131	68	3377	4	5282
HANCOCK	COUNTY	625	12	607	58	170	5033	103	6608	561	8	684	42	182	4307	103	5887
HARRISON	COUNTY	331		308	4		2092		2735	300		261	7		1969		2537
HENDRICKS	SUP II CCF	463	9	427	4	58	4463	27	5451	440		403	5	7	4578	8	5441
HENRY	COUNTY	226		1184	40	453	1352	1	3256	210		1141	44	373	1289	1	3058
HOWARD	COUNTY	1663	2	2279	31	985			4960	1407	2	1627	29	469			3534
HUNTINGTON	COUNTY	254		927	51	235	2392	69	3928	264		916	40	189	2399	67	3875
JACKSON	COUNTY	892	25	751	36	210	7211		9125	826	11	776	38	213	6950		8814
JASPER	COUNTY	310	24	800	55	208	2168	57	3622	148	24	900	54	151	1989	57	3323
JAY	COUNTY	300	1	566	14	268	54		1203	327	1	504	13	212	50		1107
JEFFERSON	COUNTY	699		811	57	69	996	7	2639	674		827	46	69	1027	7	2650
**JENNINGS	CIR CCF			275					275			164					164
JOHNSON	COUNTY	589		1183		310	847		2929	675		1053		163	856		2747
KNOX	COUNTY	559		995	61	203	2170		3988	570		848	47	110	2059		3634

Filings and Dispositions of County Courts*

COUNTY	COURT	<u>Filings</u>							<u>Dispositions</u>									
		Criminal	Re-Docketed Criminal	Small Claims	Plenary Proceedings	Re-Docketed Civil	Non-Felony Traffic	Others	TOTAL	Criminal	Re-Docketed Criminal	Small Claims	Plenary Proceedings	Re-Docketed Civil	Non-Felony Traffic	Others	TOTAL	
KOSCIUSKO	COUNTY	1002		1270	76	274	3961	4	6587	953		1177	54	213	3689	4	6090	
LAGRANGE	COUNTY	230		235	3	15	3209		3692	156		231	7	13	3033		3440	
LAKE	COUNTY I	169		1909	55	431	503	655	3722	135		1194	34	126	474	655	2618	
LAKE	COUNTY II	738		1072	31	190	13018	1125	16174	452		1138	8	29	8028	1125	10780	
LAKE	COUNTY III	1207		1066	128	355	12272		15028	604		922	123	257	8396		10302	
LAPORTE	COUNTY LP	1122	15	854	83	202	3416	96	5788	977	10	847	53	104	3267	96	5354	
LAPORTE	COUNTY MC	1177	59	1463	205	731	6326	56	10017	1086	51	1331	99	247	5447	49	8310	
LAWRENCE	COUNTY	2500	44	1083	13	335	4117	136	8228	2109	32	1114	12	265	4031	87	7650	
MADISON	COUNTY	218		3179	95	1729	314	3	5538	172		3431	110	852	296	3	4864	
MARSHALL	COUNTY	272		542	52	1	476		1343	183		315	44	1	457		1000	
MARTIN	COUNTY	191	6	105		10	764		1076	174	7	98		8	929		1216	
MIAMI	SUP CCF	509	12	1008			268		2033						191		1782	
MONROE	SUP CCF	3300	1281	1747			1226	1060	289	8903	3116	1206	1599	26	1110	1020	289	8366
MONTGOMERY	COUNTY	617	2	1134	17	189	2561		4520	554	2	1180	11	164	2967		4878	
MORGAN	COUNTY	489	40	937	21	189	2413		4089	354	33	838	35	179	2461		3900	
NEWTON	CIR CCF			256					1954			202			1756		1958	
**NOBLE	COUNTY	432	24	793	30	178	1639		3096	395	11	809	10	206	1500		2931	
OHIO	COUNTY	122	1	93	6	11	410		643	115	1	91	1	10	387		605	
ORANGE	CIR CCF			727			215		942			810		52			862	
OWEN	CIR CCF	302	1	278		77	793		1451	309		241		34	814		1398	
PARKE	CIR CCF			292			1025		1317			208			780		988	
PERRY	CIR CCF			450	26	6	470		952			288	15	8	397		708	

Filings and Dispositions of County Courts*

COUNTY	COURT	<u>Filings</u>							<u>Dispositions</u>								
		Criminal	Re-Docketed Criminal	Small Claims	Plenary Proceedings	Re-Docketed Civil	Non-Felony Traffic	Others	TOTAL	Criminal	Re-Docketed Criminal	Small Claims	Plenary Proceedings	Re-Docketed Civil	Non-Felony Traffic	Others	TOTAL
PIKE	CIR CCF	65	1	225		3	73		367	51		186			91		328
PORTER	COUNTY	1412	6	1348	80	73	13072	13	16004	1531	2	1187	66	70	12700	13	15569
POSEY	COUNTY	193	5	144	9	8	1424		1783	196	2	150	4	8	1336		1696
PULASKI	COUNTY	192		195	5	28	809		1229	183		214	5	7	781		1190
PUTNAM	COUNTY	181	5	679	30	212	2530		3637	171	5	758	32	236	2545		3747
RANDOLPH	COUNTY	74	13	636		174	29		926	101	7	598		105	34		845
RIPLEY	CIR CCF			484		55			539			420		48			468
RUSH	COUNTY	113	12	598	33	119	1183		2058	122	13	540	10	88	1118		1891
SCOTT	CIR CCF			399		34	1800		2233			288		8	1650		1946
SHELBY	COUNTY	561	12	1133	67	181	3012	3	4969	533	15	1207	76	233	2754	3	4821
SPENCER	CIR CCF			292			2385		2677			292			2385		2677
ST. JOSEPH	SUP CCF	4343		7774		2864	38743		53724	3924		5403		1359	38439		49125
**STARKE	CIR CCF			388		109			497			356		72			428
STEUBEN	COUNTY	246	7	357	22	110	570		1312	206	7	504	46	65	559		1387
SULLIVAN	COUNTY	494	1	233	38	13	2018		2797	508	3	238	31	18	1918		2716
SWITZERLAND	COUNTY	247	1	169	12	36	285		750	222	1	166	4	6	270		669
TIPPECANOE	COUNTY	603		3810	161	802	6550		11926	471		3536	114	667	5962		10750
TIPTON	CIR CCF			91		6	2		99			62		8	5		75
UNION	CIR CCF			52			822		874			48			857		905
VANDEBURGH	SUP MD	2812					9102	1611	13525	2755					8295	1498	12548
VANDEBURGH	SUP SC			5502		2084			7586			5037		2023			7060
VERMILLION	CIR CCF			213		47	155		415			207		34	130		371

Filings and Dispositions of County Courts*

COUNTY	COURT	Filings							Dispositions							
		Criminal	Re-Docketed Criminal	Small Claims	Plenary Proceedings	Re-Docketed Civil	Non-Felony Traffic	Others	TOTAL	Criminal	Re-Docketed Criminal	Small Claims	Plenary Proceedings	Re-Docketed Civil	Non-Felony Traffic	Others
VIGO	COUNTY 4	502	7	1805	190	699	25	3228	420	6	1737	159	603	35		2960
VIGO	COUNTY 5	1266	31	782	52	273	1779	4183	1155	26	817	28	271	1727		4024
WABASH	COUNTY	279		490	32	348	215	1364	306		506		283	257		1352
WARREN	CIR CCF	89		240		21	1252	1606	83		185		9	1230	4	1511
WARRICK	SUP CCF			518		4	3573	4095			349		14	3202		3565
WASHINGTON	CIR CCF			335				335			279					279
WAYNE	COUNTY	177		1802	45	724	5328	8182	156		1813	39	697	5216	106	8027
WELLS	COUNTY	18		390	23	106		538	18		381	18	69		1	487
WHITE	COUNTY	547		966	13	259	1658	3465	553		1014	12	155	1682	22	3438
WHITLEY	COUNTY	199	11	410	23	136		779	152	4	394	20	131	5		706

*The term "County Courts" includes the "County Court Function" of the Circuit & Superior Courts

**Fourth Quarter Figures Estimated

Method of Case Dispositions of County Courts*

		Total Filings	Total Cases Disposed	Jury Trial			Bench Trial			Non-Trial Dispositions						Venue		Other Dispositions		
				Criminal	Plenary Proceedings	Total	Criminal	Small Claims	Plenary Proceedings	Total	Settled	Guilty Plea	Dismissed	Default	Violations Bureau	Transferred	Venued In	Venued Out	F.T.A.	Others
ADAMS	COUNTY	1777	1415				11	53	2	127	88	247	175	123	650	1		2	2	
ALLEN	SUP CCF	37459	35905	10		16	551	1011		7178	1103	6305	4227	4859	12217					
BARTHOLOMEW	COUNTY	8492	6912		1	1	23	442	17	654	178	4342	1082	465	167		6	5	18	
BENTON	CIR CCF	1052	1030			1		38		53	38	147	35	83	666			7		
BLACKFORD	CIR CCF	672	590					165		174	32		148	236						
BOONE	COUNTY	2469	2548	2	3	5	47	99	11	171	335	272	366	344	962	2		7	84	
BROWN	CIR CCF	1264	1205				10	17		37	16	932	93	28				1	29	69
CARROLL	CIR CCF	1861	1646	1		3	14	89	5	122	94	182	230	92	914	1		8		
CASS	SUP CCF	3139	2607				16	110		301	2	298	506	394	954	4	1		148	
CLARK	COUNTY	8949	8370	1		2	25	113	15	179	62	843	1103	589	5198				394	
CLAY	COUNTY	2457	2388	1			27	97	3	170	130	639	188	99	1000		1	1	161	
CLINTON	COUNTY	2117	2009	6		6	15	161	2	301	56	421	439	162	614	8			1	1
CRAWFORD	COUNTY	1231	1133				6	5		12	26	89	175	19	812					
DAVISS	COUNTY	1983	1815	5		15	1	333	1	364	9	1091	330			5		1		
DEARBORN	COUNTY	1617	1453	1		6	4	71	105	189	224	354	100	238	324				18	
DECATUR	COUNTY	3679	3818				13	131	2	182	29	564	310	171	2562					
DEKALB	SUP CCF	2864	2701			1		184		379	601	130	334	179	1038				2	37
DELAWARE	COUNTY 1	2106	1768				23	232		255	488	137	514	374						
DELAWARE	COUNTY 2	2434	1759	1	1	2	116	74	3	193	136	99	630	699						
DUBOIS	COUNTY	2675	2612				46	58	1	210	158	1129	175	72	844		1	24		
ELKHART	COUNTY ELK	3089	3368	1		130	2	443	12	773	132	160	1336	813		6	5	2		16
ELKHART	COUNTY GOS	6538	6232			1	39	139	4	292	198	2909	503	222	2065	11		31		

Method of Case Dispositions of County Courts*

				Jury Trial			Bench Trial			Non-Trial Dispositions					Venue		Other Dispositions			
		Total Filings	Total Cases Disposed	Criminal	Plenary Proceedings	Total	Criminal	Small Claims	Plenary Proceedings	Total	Settled	Guilty Plea	Dismissed	Default	Violations Bureau	Transferred	Venued In	Venued Out	F.T.A.	Others
FAYETTE	COUNTY	2309	2117	4		4	2	45		82	58	593	227	161	967			4	8	13
FLOYD	COUNTY	2951	2625				83	177	9	285	165	152	611	299	1108	1		2		2
FOUNTAIN	CIR CCF	765	710					79		117	88	175	152	150	24	2		2		
FRANKLIN	CIR CCF	1417	1270					139		139		919	194	7	11					
FULTON	COUNTY	2624	2198			1	4	58	3	81	185	479	53	123	1184				92	
GIBSON	COUNTY	3490	3408	3		5	11	55		159	321	274	104	90	2395				60	
GRANT	COUNTY	4579	3786					710	17	1297	62	834	706	844	36		45	7		
GREENE	COUNTY	2593	2389	4		7	43	93	3	201	53	383	515	180	1010	1		1	27	11
HAMILTON	COUNTY	6192	5282	2	3	8	14	206	33	329	314	3132	906	380		195	4		18	
HANCOCK	COUNTY	6608	5887				173	63	3	607	151	3827	785	174					343	
HARRISON	COUNTY	2735	2537	2		4	8	46		55	33	166	385	59	1834			1		
HENDRICKS	SUP II CCF	5451	5441		1	1	256	104	1	850	53	2285	551	104	1431	20		6	139	1
HENRY	COUNTY	3256	3058	1		1	16	165	5	410	374	234	523	449	961	42		8	56	
HOWARD	COUNTY	4960	3534	3		3	109	242	6	807	2	898	833	988		3				
HUNTINGTON	COUNTY	3928	3875				9	101	10	268	463	822	398	102	1629	25	2	36	2	130
JACKSON	COUNTY	9125	8814	8		13	4	220	11	432	232	3302	231	272	3804	46	7	9	473	
JASPER	COUNTY	3622	3323	4	3	11	18	200	15	387	317	466	223	381	1058	206			265	9
JAY	COUNTY	1203	1107	8		8	58	269	6	341		215	273	260		7				3
JEFFERSON	COUNTY	2639	2650				36	268	19	490	389	1412	207	152						
**JENNINGS	CIR CCF	275	164					91		91	4		55	14						
JOHNSON	COUNTY	2929	2747	3		4	377	333		1035	172	593	538	400	1			4		
KNOX	COUNTY	3988	3634	1		1	14	92	1	137	607	2223	314	256	94		2	2		

Method of Case Dispositions of County Courts*

				Jury Trial			Bench Trial			Non-Trial Dispositions					Venue		Other Dispositions			
		Total Filings	Total Cases Disposed	Criminal	Plenary Proceedings	Total	Criminal	Small Claims	Plenary Proceedings	Total	Settled	Guilty Plea	Dismissed	Default	Violations Bureau	Transferred	Venued In	Venued Out	F.T.A.	Others
KOSCIUSKO	COUNTY	6587	6090			2	37	137	13	227	283	1252	1090	338	2769		3	3	126	
LAGRANGE	COUNTY	3692	3440	2		2	101	94	6	272	9	226	243		2355			3	330	
LAKE	COUNTY I	3722	2618				22	318	4	615	233	147	1012	484	5	3			39	80
LAKE	COUNTY II	16174	10780		1	1	95	252		1715	92	2189	1402	332	5049					
LAKE	COUNTY III	15028	10302		2	4	191	221	11	1096	70	2679	1470	400	3680	355			508	40
LAPORTE	COUNTY LP	5788	5354				48	251	16	536	125	1014	512	260	2890		2			17
LAPORTE	COUNTY MC	10017	8310	1	1	2	182	195	21	585	448	1161	618	858	4181	45		120	112	180
LAWRENCE	COUNTY	8228	7650	17		17	69	278	6	591	9	1715	895	376	3809	58			147	33
MADISON	COUNTY	5538	4864				79	502	10	1448	331	10	1281	1250	254	210	1	1	9	70
MARSHALL	COUNTY	1343	1000	5		11	5	100	5	115	31	455	117	140	131		2			
MARTIN	COUNTY	1076	1216				7	22	6	68	5	450	145	24	493	8		17	6	
MIAMI	SUP CCF	3830	3406				42	310		540	154	668	561	312	1162	9				
MONROE	SUP CCF	8903	8366	16		24	86	983	5	1536	560	2307	1138	193		14			164	2430
MONTGOMERY	COUNTY	4520	4878				30	199		349	517	865	390	443	1568		2		746	
MORGAN	COUNTY	4089	3900	7	2	13	25	422	15	584	283	1062	226		1406	326				
NEWTON	CIR CCF	2210	1958					61		775	66	830	128	22	2	1		1	130	3
**NOBLE	COUNTY	3096	2931	1		2	54	167		307	243	385	484	300	1208		4	2		
OHIO	COUNTY	643	605	1		7	1	17		22	17	300	130	57	72					
ORANGE	CIR CCF	942	862					184		196			309	355				2		
OWEN	CIR CCF	1451	1398			1	25	62	18	131		425	206	111	497	3		22		2
PARKE	CIR CCF	1317	988					56		56	14	600	146	40	130	2				
PERRY	CIR CCF	952	708					80	11	99		2	209	80	313				5	

Method of Case Dispositions of County Courts*

		Total Filings	Total Cases Disposed	Jury Trial			Bench Trial			Non-Trial Dispositions						Venue		Other Dispositions		
				Criminal	Plenary Proceedings	Total	Criminal	Small Claims	Plenary Proceedings	Total	Settled	Guilty Plea	Dismissed	Default	Violations Bureau	Transferred	Venued In	Venued Out	F.T.A.	Others
PIKE	CIR CCF	367	328				28	106	160	45	64	58					5	1		
PORTER	COUNTY	16004	15569	3	4	61	225	15	432	170	2225	1325	279	10477	24		7	613	13	
POSEY	COUNTY	1783	1696	3	4	11	77		135	7	679	108	20	680			22	41		
PULASKI	COUNTY	1229	1190	1	1	15	15		54	51	451	178	59	386				4	6	
PUTNAM	COUNTY	3637	3747		1	21	133	49	410	136	423	466	228	1964				1	118	
RANDOLPH	COUNTY	926	845			8	76		100	11	68	445	219	1		1	1			
RIPLEY	CIR CCF	539	468				283		331			137								
RUSH	COUNTY	2058	1891	2	2	6	25		94	133	202	292	166	960	35			4	3	
SCOTT	CIR CCF	2233	1946				84		115		1496	105	227		3					
SHELBY	COUNTY	4969	4821		2	32	174	10	345	495	1127	653	290	1699		3	19	191		
SPENCER	CIR CCF	2677	2677				292		2677											
ST. JOSEPH	SUP CCF	53724	49125	1	2	1449	637		2743	1225	4316	2585	2581	35663		5	10			
**STARKE	CIR CCF	497	428				356		428											
STEBEN	COUNTY	1312	1387	2	2	120	159	18	536			424	108	313					4	
SULLIVAN	COUNTY	2797	2716	2	2	96	43		205	41	567	422	59	1389	7		2	18	4	
SWITZERLAND	COUNTY	750	669			31	41	1	86	65	201	137	46	126	3		1	4		
TIPPECANOE	COUNTY	11926	10750		3	6	693	23	955	920	1952	1806	1386	3469				259		
TIPTON	CIR CCF	99	75				14		22	4		36	13							
UNION	CIR CCF	874	905				16		21		824	40	10	2				8		
VANDEBURGH	SUP MD	13525	12548			234			352		6672	2076		3448						
VANDEBURGH	SUP SC	7586	7060		5		1251		1664	115		2450	2748		57	7	21			
VERMILLION	CIR CCF	415	371				41		51	63	25	66	72	92					2	

Method of Case Dispositions of County Courts*

		Total Filings	Total Cases Disposed	Jury Trial			Bench Trial			Non-Trial Dispositions						Venue		Other Dispositions			
				Criminal	Plenary Proceedings	Total	Criminal	Small Claims	Plenary Proceedings	Total	Settled	Guilty Plea	Dismissed	Default	Violations Bureau	Transferred	Venued In	Venued Out	F.T.A.	Others	
VIGO	COUNTY 4	3228	2960	1		2	15	180	6	270	581	165	880	1039			40	23			
VIGO	COUNTY 5	4183	4024	2		2	208	100	7	379	74	1914	1030	397	166		56	57		5	
WABASH	COUNTY	1364	1352				11	42		65	512	498	65	169	39			4			
WARREN	CIR CCF	1606	1511			1	2	15		36	34	209	121	71	934					105	
WARRICK	SUP CCF	4095	3565					251	14	305		2939	320							1	
WASHINGTON	CIR CCF	335	279					72		72	101		20	79		7	1				
WAYNE	COUNTY	8182	8027				7	410	15	1251	607	1705	389	659	3058	3	1	5	348	2	
WELLS	COUNTY	538	487				2	5		68	85	7	191	134		1		1			
WHITE	COUNTY	3465	3438	1		1	337	295	5	855	501	157	167	236	1368	40				107	6
WHITLEY	COUNTY	779	706	1		1	6	4		11	241	108	197	147			1	1			

*The term "County Courts" includes the "County Court Function" of the Circuit & Superior Courts

**Fourth Quarter Figures Estimated

Cases Pending - County Courts*

<u>COUNTY</u>	<u>COURT</u>	Criminal	Re-Docketed Criminal	Small Claims	Plenary Proceedings	Re-Docketed Civil	Non-Felony Traffic	Others	TOTAL
ADAMS	COUNTY	108		264	8	116	142		638
ALLEN	SUP CCF	3467		1631		2322	336	8	7764
BARTHOLOMEW	COUNTY	445	9	522	51	463	1415		2905
BENTON	CIR CCF			52		23	190		265
BLACKFORD	CIR CCF			225		272			497
BOONE	COUNTY	57		158	10	12	43		280
BROWN	CIR CCF	25		62		24	72		183
CARROLL	CIR CCF	47	5	203	7	36	141		439
CASS	SUP CCF	261		473		244	157		1135
CLARK	COUNTY	353		668	230	12	850		2113
CLAY	COUNTY	58	11	244	49	123	227	4	716
CLINTON	COUNTY	86	7	72	14	38	170	10	397
CRAWFORD	COUNTY	185		57	1		102		345
DAVISS	COUNTY	131		201	1	101	222		656
DEARBORN	COUNTY	134		37	252		106		529
DECATUR	COUNTY	49		57	10		127	8	251
DEKALB	SUP CCF			359		114	116		589
DELAWARE	COUNTY 1	12		194	75	604			885
DELAWARE	COUNTY 2	64	1	1217	44	1459			2785
DUBOIS	COUNTY	53		78	5	2	122		260
ELKHART	COUNTY ELK	286	26	482	52	361	6		1213
ELKHART	COUNTY GOS	149	-	628	44	52	251		1124

Cases Pending - County Courts*

<u>COUNTY</u>	<u>COURT</u>	Criminal	Re-Docketed Criminal	Small Claims	Plenary Proceedings	Re-Docketed Civil	Non-Felony Traffic	Others	TOTAL
FAYETTE	COUNTY	97		162		15	96		370
FLOYD	COUNTY	171		178	92		94		535
FOUNTAIN	CIR CCF			76		18	58		152
FRANKLIN	CIR CCF			36			323		359
FULTON	COUNTY	41		437	1		275		754
GIBSON	COUNTY	29		191	6	4	146	4	380
GRANT	COUNTY	254	14	302	132	963	473	212	2350
GREENE	COUNTY	28		120	26	46	201		421
HAMILTON	COUNTY	291	4	969	214	604	716	39	2837
HANCOCK	COUNTY	158	9	249	40	211	1346		2013
HARRISON	COUNTY	276		122	3		319		720
HENDRICKS	SUP II CCF	93	9	112	4	51	267	46	582
HENRY	COUNTY	48		251	10	329	118		756
HOWARD	COUNTY	553		1863	13	1790			4219
HUNTINGTON	COUNTY	45		257	26	76	130		534
JACKSON	COUNTY	176	16	80	22	35	558		887
JASPER	COUNTY	356		123	16	116	771		1382
JAY	COUNTY	120		104	13	122	4		363
JEFFERSON	COUNTY	52		112	28	8	37		237
**JENNINGS	CIR CCF			144					144
JOHNSON	COUNTY	39		252		252	79		622
KNOX	COUNTY	92		267	20	105	349		833

Cases Pending - County Courts*

<u>COUNTY</u>	<u>COURT</u>	CriminaJ	Re-Docketed Criminal	Small Claims	Plenary Proceedings	Re-Docketed Civil	Non-Felony Traffic	Others	TOTAL
KOSCIUSKO	COUNTY	422		320	43	107	659		1551
LAGRANGE	COUNTY	196	7	62	15	35	392		707
LAKE	COUNTY I	34		1256	51	467	30		1838
LAKE	COUNTY II	857		330	41	329	9744		11301
LAKE	COUNTY III	1386		290	71	268	9175		11190
LAPORTE	COUNTY LP	316	5	264	68	197	370		1220
LAPORTE	COUNTY MC	379	16	481	237	1103	1048	29	3293
LAWRENCE	COUNTY	1029	12	361	16	108	240	60	1826
MADISON	COUNTY	240		589	47	2259	91		3226
MARSHALL	COUNTY	211		434	50		68		763
MARTIN	COUNTY	57		35		4	126		222
MIAMI	SUP CCF	142	6	190		122	323		783
MONROE	SUP CCF	436	103	314	3	214	177		1247
MONTGOMERY	COUNTY	344		397	20	86	351		1198
MORGAN	COUNTY	303	15	249	9	22	712		1310
NEWTON	CIR CCF			196			406		602
**NOBLE	COUNTY	136	14	77	31	41	229		528
OHIO	COUNTY	51		34	8	15	91		199
ORANGE	CIR CCF			159		272			431
OWEN	CIR CCF	35	1	86		64	45		231
PARKE	CIR CCF			190			486		676
PERRY	CIR CCF			261	34		395		690

Cases Pending - County Courts*

<u>COUNTY</u>	<u>COURT</u>	Criminal	Re-Docketed Criminal	Small Claims	Plenary Proceedings	Re-Docketed Civil	Non-Felony Traffic	Others	TOTAL
PIKE	CIR CCF	48	1	97		3	31		180
PORTER	COUNTY	215	6	728	48	152	1466		2615
POSEY	COUNTY	30	3	31	6		162		232
PULASKI	COUNTY	32		22	2	21	109		186
PUTNAM	COUNTY	17		47	11	31	3		109
RANDOLPH	COUNTY	18	14	255		151	11		449
RIPLEY	CIR CCF			112		15			127
RUSH	COUNTY	26	2	215	45	64	376		728
SCOTT	CIR CCF			311		52	273		636
SHELBY	COUNTY	271		86	21	41	568		987
SPENCER	CIR CCF								
ST. JOSEPH	SUP CCF	2934		6742		3886	2387		15949
**STARKE	CIR CCF			49		61			110
STEUBEN	COUNTY	268	1	110	6	68	216		669
SULLIVAN	COUNTY	74	1	82	34	2	229		422
SWITZERLAND	COUNTY	94		79	13	30	39		255
TIPPECANOE	COUNTY	221		871	101	543	776		2512
TIPTON	CIR CCF			29		8	33		70
UNION	CIR CCF			29			380		409
VANDEBURGH	SUP MD	665					1999	210	2874
VANDEBURGH	SUP SC			1779		838			2617
VERMILLION	CIR CCF			60		22	58		140

Cases Pending - County Courts*

<u>COUNTY</u>	<u>COURT</u>	Criminal	Re-Docketed Criminal	Small Claims	Plenary Proceedings	Re-Docketed Civil	Non-Felony Traffic	Others	TOTAL
VIGO	COUNTY 4	141	5	415	104	606	2		1273
VIGO	COUNTY 5	376	6	138	34	91	220		865
WABASH	COUNTY	26		168	44	227	10		475
WARREN	CIR CCF	34		90		13	90		227
WARRICK	SUP CCF			257			714		971
WASHINGTON	CIR CCF			175			10		185
WAYNE	COUNTY	30		156	16	73	274		549
WELLS	COUNTY	9		234	24	96			363
WHITE	COUNTY	65		64	7	243	57		436
WHITLEY	COUNTY	89	7	69	16	30			211

*The term "County Courts" includes the "County Court Function" of the Circuit & Superior Courts

**Fourth Quarter Figures Estimated

Filings and Dispositions of Marion Municipal Courts

<u>COUNTY</u>	<u>COURT</u>	Criminal	Civil	Re-Docketed Civil	Non-Felony Traffic	Others	TOTAL	Criminal	Civil	Re-Docketed Civil	Non-Felony Traffic	Others	TOTAL
MARION	MUNICIPAL OPL				12676		12676				19274		19274
MARION	MUNICIPAL PJ	246			344		590	1523			5111		6634
MARION	MUNICIPAL 1		2056	2172			4228		2020	2213			4233
MARION	MUNICIPAL 2		2170	1969		1	4140		2085	2085		1	4171
MARION	MUNICIPAL 3	1063			44354		45417	692			29464		30156
MARION	MUNICIPAL 4	8917			788		9705	8086			2249		10335
MARION	MUNICIPAL 5	7747			1665		9412	5588			3173		8761
MARION	MUNICIPAL 6	2356			4648		7004	1832			7120		8952
MARION	MUNICIPAL 7		2168	2117			4285		2306	1912			4218
MARION	MUNICIPAL 8		2175	1803			3978		2151	1393			3544
MARION	MUNICIPAL 9	9584			234		9818	7708			463		8171
MARION	MUNICIPAL 10	4894			197		5091	4491			530		5021
MARION	MUNICIPAL 11	1199			8301		9500	824			5928		6752
MARION	MUNICIPAL 12	1014			8405		9419	770			6479		7249
MARION	MUNICIPAL 13	975			7037		8012	598			4553		5151
MARION	MUNICIPAL 14	1194			6074		7268	762			3492		4254
MARION*	MUN. ENVIRMTL.	408	332				740	285	221				506

*On July 1, 1978, the Marion Municipal Environmental Court was created as a division of Municipal Court #12.

Method of Case Disposition - Marion Municipal Courts

COUNTY	COURT	Total Filings	Total Cases Disposed	Jury Trial			Bench Trial			Non-Trial Dispositions					Venued		Other Dispositions				
				Criminal	Civil	Total	Criminal	Civil	Total	Settled	Guilty Plea	Dismissed	Default	Violations Bureau	Transferred	Venued In	Venued Out	Others			
MARION	MUNICIPAL OPL	12676	19274																		
MARION	MUNICIPAL PJ	590	6634	1		2	127			419		1548	4665								
MARION	MUNICIPAL 1	4228	4233		12	12			119	147	120		714	1763					17	1460	
MARION	MUNICIPAL 2	4140	4171		25	25			258	1790	95		1284	950				3	27		
MARION	MUNICIPAL 3	45417	30156	9		16	184			7877		16468	3425							2370	
MARION	MUNICIPAL 4	9705	10335	34		42	450			638		5169	3014							1472	
MARION	MUNICIPAL 5	9412	8761	30		39	633			752		1456	5812							702	
MARION	MUNICIPAL 6	7004	8952	3		6	119			463		4904	3579								
MARION	MUNICIPAL 7	4285	4218		8	8			252	2133	101		811	1121				1	44		
MARION	MUNICIPAL 8	3978	3544		7	7			267	1660	99		747	996					35		
MARION	MUNICIPAL 9	9818	8171	32		32	1349			1366		1418	5355								
MARION	MUNICIPAL 10	5091	5021	14		34	1837			1864		465	2658								
MARION	MUNICIPAL 11	9500	6752	4		5	105			718		4282	1747								
MARION	MUNICIPAL 12	9419	7249	1		2	53			149		5359	1739								
MARION	MUNICIPAL 13	8012	5151	1		2	58			170		3228	1751								
MARION	MUNICIPAL 14	7268	4254			1	28			159		2748	1346								
MARION*	MUN. ENVIRMTL.	740	506				84		34	118	8	73	227	60							20

*On July 1, 1978, the Marion Municipal Environmental Court was created as a division of Municipal Court #12.

Cases Pending - Marion Municipal Courts

<u>COUNTY</u>	<u>COURT</u>	<u>Criminal</u>	<u>Civil</u>	<u>Re-Docketed Civil</u>	<u>Non-Felony Traffic</u>	<u>TOTAL</u>
MARION	MUNICIPAL PJ	5215			19725	24940
MARION	MUNICIPAL OPL				93	93
MARION	MUNICIPAL 1		966	93		1059
MARION	MUNICIPAL 2		1002	456		1458
MARION	MUNICIPAL 3	508			18918	19426
MARION	MUNICIPAL 4	4755			1042	5797
MARION	MUNICIPAL 5	4962			1391	6353
MARION	MUNICIPAL 6	1096			335	1431
MARION	MUNICIPAL 7		906	466		1372
MARION	MUNICIPAL 8		878	875		1753
MARION	MUNICIPAL 9	6974			303	7277
MARION	MUNICIPAL 10	4363			150	4513
MARION	MUNICIPAL 11	751			3497	4248
MARION	MUNICIPAL 12	499			2735	3234
MARION	MUNICIPAL 13	570			3093	3663
MARION	MUNICIPAL 14	919			3553	4472
MARION*	MUN. ENVIRMTL.	123	111			234

*On July 1, 1978, the Marion Municipal Environmental Court was created as a division of Municipal Court #12.

CASELOAD OF INDIANA'S SUPREME COURT AND COURT OF APPEALS

In order to present a more complete composite of the workload of the entire Indiana judicial system, the 1978 caseload reports of the Indiana Court of Appeals and Supreme Court are included herein. The reports were prepared by the Courts' respective administrators.

CONTINUED

2 OF 6

SUPREME COURT OF INDIANA

PROGRESS REPORT

Cases Disposed of by Each Justice
from January 1, 1978
thru December 31, 1978

	*Total Cases Dist.	Total Cases Disposed	Opin. Direct Appeal	Opin. Orig. Action	Opin. Pet. Trans. (CIVIL)	Opin. Pet. Trans. (CRIM)	Pet. Trans. (Criminal) DENIED, W/O Opinion	***Opin. Disc. Cases	Total Maj. Opin.	Con- curr. Opin.	Dis- sent. Opin.
GIVAN, C.J. **	51	77	50	6	5	2	14	0	63	3	0
HUNTER, J.	64	74	54	2	**** 4	0	14	0	60	0	4
DeBRULER, J.	64	44	25	1	2	1	16	0	29	9	29
PRENTICE, J.	65	59	48	1	3	1	6	0	53	3	5
PIVARNIK, J.	70	86	57	2	7	3	16	1	70	2	5
TOTALS	314	340	234	12	21	7	66	1	275	17	43

*Includes both direct appeals as well as cases in which a Petition to Transfer has been filed in a Criminal case and an Opinion has previously been issued by the Courts of Appeal; does not include cases in which Petition to Transfer has been filed in Civil cases which are handled by the Supreme Court Administrator.

Also, this column indicates only the cases as initially distributed; it does not include the instances in which transfers of cases occur between Justices, where the Justice to whom the case was initially distributed cannot obtain a majority in support of his original draft of opinion, nor where cases are redistributed to equalize the caseload between Justices.

**Pursuant to Internal Rules of Court, in the distribution of Direct Appeals, the Chief Justice is skipped every 3rd Round.

* *In addition, 7 Opinions Per Curiam were issued by the Court in Disciplinary Cases and not attributable to any Justice's offices.

****Includes one (1) Rules Decision Case.

TOTAL PENDING CASES AS OF DECEMBER 31, 1978
(including Criminal Transfer Cases)

GIVAN, C. J.	7
HUNTER, J.	18
DeBRULER, J.	27
PRENTICE, J.	37
PIVARNIK, J.	20

Court Action on Petitions to Transfer
(CIVIL Cases)

From January 1, 1978 thru December 31, 1978

Total number of Petitions DENIED	114
Total number of Petitions ASSIGNED for Opinions	29
Total number of Petitions DISMISSED	7
Total number of Petitions to Transfer (CIVIL) Completed. .	150

* * * * *

From January 1, 1978 thru December 31, 1978

Petitions for Extension of Time PROCESSED . .	492
---	-----

W R I T S

(From January 1, 1978 thru December 31, 1978)

WRITS SUBMITTED	38
WRITS DENIED	18
WRITS GRANTED	14
WRITS DISMISSED	6
TOTAL WRITS	<hr/> 38

A tremendous amount of time is consumed in the determination of the appointment of Special Judges and preparation of the Orders. In this period there were 804 such appointments by the Supreme Court.


In addition, all Hearing Officers in Disciplinary matters are appointed by the Court, the number of such appointments being 20 in the period of January 1 to and including December 31, 1978.

Total Report as of
December 31, 1978.

COURT OF APPEALS OF INDIANA

PROGRESS REPORT

JANUARY 1, 1978 to DECEMBER 31, 1978




Prepared by:
JOSEPH W. QUEST
ADMINISTRATOR


PROGRESS REPORT

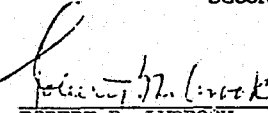
Pursuant to Rule 4 of the Court of Appeals of Indiana, I, Joseph W. Quest, the Administrator for said Court, am herewith submitting a report pertaining to the progress of the work of said Court for the period from January 1, 1978 through December 31, 1978.


Respectfully submitted,

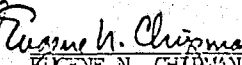

Joseph W. Quest
Administrator

APPROVED:


PAUL H. BUCHANAN, JR.
CHIEF JUDGE
and
PRESIDING JUDGE,
SECOND DISTRICT


ROBERT B. LYBROOK,
PRESIDING JUDGE
FIRST DISTRICT


WILLIAM I. GARRARD
PRESIDING JUDGE
THIRD DISTRICT


EUGENE N. CHISYAN
PRESIDING JUDGE
FOURTH DISTRICT

1978

JANUARY 1 thru DECEMBER 31

FIRST DISTRICT

LYBROOK, P.J.

	<u>JAN.</u> thru <u>JUNE</u>	<u>JULY</u> thru <u>DEC.</u>	
FULLY BRIEFED CASES			
PENDING ON THE COURT 1-1-78	752		
CIVIL CASES DISTRIBUTED	195	241	
EXPEDITED CASES DISTRIBUTED	15	19	
CRIMINAL CASES DISTRIBUTED	<u>217</u>	<u>209</u>	
TOTALS	1179	469	<u>1648</u>
CASES HANDED DOWN BY OPINION	377	456	
CASES DISPOSED OF BY ORDER	<u>5</u>	<u>9</u>	
TOTALS	382	465	<u>847</u>
FULLY BRIEFED CASES PENDING ON THE COURT AS OF 12-31-78			801

OPINIONS

MAJORITY	377	456	
OTHERS	<u>36</u>	<u>48</u>	
TOTAL OPINIONS HANDED DOWN	413	504	917
MOTIONS, PETITIONS FOR TIME and MISCELLANEOUS ORDERS HANDED DOWN	1586	1650	<u>3236</u>

Cases Pending as of 1-1-78	33
Cases Distributed 1-1-78 thru December 31, 1978	97
Cases Transferred in from another office	3

TOTAL ACCESSIONS 100

Cases Disposed of by Majority Opinion	75
Cases Disposed of by Order	1
Cases Transferred to Another Office	8

TOTAL DISPOSITIONS 84

NET CHANGE +16

CASES PENDING AS OF 12-31-78 49

Age of the Cases Pending:

22 are less than 3 months
24 are between 3 and 6 months
2 are between 6 and 9 months
1 is over 9 months

OPINIONS

January thru December, 1978

MAJORITY OPINIONS Written	75
OTHER OPINIONS Written	2
CONCURRING OPINIONS Written	1

TOTAL OPINIONS Written 78

FIRST DISTRICT

LOWDERMILK, J.

Cases Pending as of 1-1-78	42
Cases Distributed 1-1-78 thru 12-31-78	97
Cases Transferred in from another office	17
TOTAL ACCESSIONS	114

Cases Disposed of by Majority Opinion	128
Cases Disposed of by Order	1
Cases Transferred to Another Office	7
TOTAL DISPOSITIONS	136

NET CHANGE -22

CASES PENDING AS OF 12-31-78 20

Age of the Cases Pending:

17 are less than 3 months
3 are between 3 and 6 months

OPINIONS

January thru December

MAJORITY OPINIONS Written	128
OTHER OPINIONS Written	5
DISSENTING OPINIONS Written	1
TOTAL OPINIONS Written	134

FIRST DISTRICT

ROBERTSON, J.

Cases Pending as of 1-1-78	18
Cases Distributed 1-1-78 thru 12-31-78	98
Cases Transferred in from another office	4
TOTAL ACCESSIONS	102

Cases Disposed of by Majority Opinion	89
Cases Disposed of by Order	2
Cases Transferred to Another Office	2
TOTAL DISPOSITIONS	93

NET CHANGE +09

CASES PENDING AS OF 12-31-78 27

Age of the cases pending:

19 are less than 3 months
6 are between 3 and 6 months
1 is between 6 and 9 months
1 is over 9 months

OPINIONS

January thru December 1978

MAJORITY OPINIONS Written	89
OTHER OPINIONS Written	1
TOTAL OPINIONS Written	90

SECOND DISTRICT

BUCHANAN, C.J.

Cases Pending as of 1-1-78	99
Cases Distributed 1-1-78 thru 12-31-78	92
Cases Transferred in from another office	4
TOTAL ACCESSIONS	96
Cases Disposed of by Majority Opinion	87
Cases Disposed of by Order	1
Cases Transferred to Another Office	7
TOTAL DISPOSITIONS	95
NET CHANGE	+1
CASES PENDING AS OF 12-31-78	100

Age of the cases pending:

15 are less than 3 months
 23 are between 3 and 6 months
 26 are between 6 and 9 months
 36 are over 9 months

OPINIONS

January thru December 1978

MAJORITY OPINIONS Written	87
OTHER OPINIONS Written	6
CONCURRING OPINIONS Written	4
DISSENTING OPINIONS Written	8
TOTAL OPINIONS Written	105

SECOND DISTRICT

SULLIVAN, J.

Cases Pending as of 1-1-78	133
Cases Distributed 1-1-78 thru 12-31-78	92
Cases Transferred in from another office	3
TOTAL ACCESSIONS	95
Cases Disposed of by Majority Opinion	54
Cases Disposed of by Order	1
Cases Transferred to Another Office	28
TOTAL DISPOSITIONS	83
NET CHANGE	+ 12
CASES PENDING AS OF 12-31-78	145

Age of the Cases Pending:

17 are less than 3 months
 17 are between 3 and 6 months
 23 are between 6 and 9 months
 88 are over 9 months

OPINIONS

January thru December 1978

MAJORITY OPINIONS Written	54
OTHER OPINIONS Written	4
CONCURRING OPINIONS Written	4
DISSENTING OPINIONS Written	1
TOTAL OPINIONS Written	63

SECOND DISTRICT

WHITE, J.

Cases Pending as of 1-1-78 142
 Cases Distributed 1-1-78 thru 6-30-78 53
 Cases Transferred in from another office 0

TOTAL ACCESSIONS 53

Cases Disposed of by Majority Opinion 34
 Cases Disposed of by Order 3
 Cases Transferred to another office 2
 Transferred to Judge Shields 7-1-78 156

TOTAL DISPOSITIONS 195

NET CHANGE -142

Cases Pending as of 7-1-78 0

OPINIONS

January thru June 1978

MAJORITY OPINIONS Written 34
 CONCURRING OPINIONS Written 1
 DISSENTING OPINIONS Written 2

TOTAL OPINIONS Written 37

SECOND DISTRICT

SHIELDS, J.

Cases Pending as of 7-1-78 0
 Cases Distributed 7-1-78 thru 12-31-78 39
 Cases transferred in from another office 156

TOTAL ACCESSIONS 195

Cases Disposed of by Majority Opinion 16
 Cases Transferred to another office 68

TOTAL DISPOSITIONS 84

NET CHANGE +111

CASES PENDING AS OF 12-31-78 111

Age of the Cases Pending:

15 are less than 3 months
 24 are between 3 and 6 months
 22 are between 6 and 9 months
 50 are over 9 months

OPINIONS

July thru December 1978

MAJORITY OPINIONS Written 16
 OTHER OPINIONS Written 1
 CONCURRING OPINIONS Written 1

TOTAL OPINIONS Written 18

GARRARD, P.J.

Cases Pending as of 1-1-78 91
 Cases Distributed 1-1-78 thru 12-31-78 88
 Cases Transferred in from another office 1

TOTAL ACCESSIONS 89

Cases Disposed of by Majority Opinion 77
 Cases Disposed of by Order 1
 Cases Transferred to Another Office 1

TOTAL DISPOSITIONS 79

NET CHANGE +10

CASES PENDING AS OF 12-31-78 101

Age of the cases Pending:

20 are less than 3 months
 14 are between 3 and 6 months
 11 are between 6 and 9 months
 56 are over 9 months

OPINIONS

January thru December 1978

MAJORITY OPINIONS Written 77
 OTHER OPINIONS Written 2
 CONCURRING OPINIONS Written 9
 DISSENTING OPINIONS Written 4

TOTAL OPINIONS Written 92

STATON, J.

Cases Pending as of 1-1-78 90
 Cases Distributed 1-1-78 thru 12-31-78 86

TOTAL ACCESSIONS 86

Cases Disposed of by Majority Opinion 103
 Cases Disposed of by Order 2
 Cases Transferred to Another Office 6

TOTAL DISPOSITIONS 111

NET CHANGE -25

CASES PENDING AS OF 12-31-78 65

Age of the Cases Pending:

19 Are less than 3 months
 17 are between 3 and 6 months
 8 are between 6 and 9 months
 21 are over 9 months

OPINIONS

January thru December 1978

MAJORITY OPINIONS Written 103
 CONCURRING OPINIONS Written 5
 DISSENTING OPINIONS Written 6

TOTAL OPINIONS Written 114

THIRD DISTRICT

HOFFMAN, J.

Cases Pending as of 1-1-78 104
 Cases Distributed 1-1-78 thru December 31, 1978 .. 89
 Cases Transferred in from another office 7

TOTAL ACCESSIONS 96

Cases Disposed of by Majority Opinion 90
 Cases Transferred to another office 3

TOTAL DISPOSITIONS 93

NET CHANGE +3

CASES PENDING AS OF 12-31-78 107

Age of the cases pending:

18 are less than 3 months
 17 are between 3 and 6 months
 10 are between 6 and 9 months
 62 are over 9 months

OPINIONS

MAJORITY OPINIONS Written 90
 OTHER OPINIONS Written 1
 CONCURRING OPINIONS Written 4
 DISSENTING OPINIONS Written 4

TOTAL OPINIONS Written 99

FOURTH DISTRICT

CHIPMAN, P.J.

Cases Pending as of 1-1-78 0
 Cases Distributed 1-1-78 thru December 31, 1978 .. 23
 Cases transferred in from another office 31

TOTAL ACCESSIONS 54

Cases Disposed of by Majority Opinion 30
 Cases Disposed of by Order 0
 Cases Transferred to Another Office 0

TOTAL DISPOSITIONS 30

NET CHANGE +24

CASES PENDING AS OF 12-31-78 24

Age of the Cases Pending:

7 are less than 3 months
 3 are between 3 and 6 months
 14 are over 9 months

OPINIONS

August thru December, 1978

MAJORITY OPINIONS Written 30
 OTHER OPINIONS Written 1
 DISSENTING OPINIONS Written 1

TOTAL OPINIONS Written 32

FOURTH DISTRICT

MILLER, J.

Cases Pending as of 1-1-78	0
Cases Distributed 1-1-78 thru December 31, 1978	20
Cases Transferred in from another office	33
TOTAL ACCESSIONS	53
Cases Disposed of by Majority Opinion	20
Cases Disposed of by Order	0
Cases Transferred to Another Office	0
TOTAL DISPOSITIONS	20
NET CHANGE	+33
CASES PENDING AS OF 12-31-78	33

Age of the Cases Pending:

10 are less than 3 months
 6 are between 3 and 6 months
 17 are over 9 months

OPINIONS

August thru December, 1978

MAJORITY OPINIONS Written	20
OTHER OPINIONS Written	0
TOTAL OPINIONS Written	20

FOURTH DISTRICT

YOUNG, J.

Cases Pending as of 1-1-78	0
Cases Distributed 1-1-78 thru December 31, 1978.....	22
Cases Transferred in from another office.....	32
TOTAL ACCESSIONS	54
Cases Disposed of by Majority Opinion	30
Cases Disposed of by Order	2
Cases Transferred to another office	3
TOTAL DISPOSITIONS	35
NET CHANGE	+19
CASES PENDING AS OF 12-31-78	19

Age of the Cases Pending:

11 are less than 3 months
 4 are between 3 and 6 months
 4 are over 9 months

OPINIONS

August thru December, 1978

MAJORITY OPINIONS Written	30
OTHER OPINIONS Written	3
DISSENTING OPINIONS Written	2
TOTAL OPINIONS Written	35

STATISTICS REGARDING DISPOSITION OF

CHIEF JUDGE MATTERS

FOR PERIOD FROM

JANUARY 1, 1978 THRU DECEMBER 31, 1978

MOTIONS TO DISMISS OR AFFIRM

1978

	JAN. thru JUNE	JULY thru DEC.
Petitions for Extension of Time to File Transcript and Assignment of Errors granted	280	260
Petitions for Extension of Time to File Transcript and Assignment of Errors denied	15	18
Petitions for Extension of Time to File Appellants' Brief granted	343	351
Petitions for Extension of Time to File Appellants' Brief denied	6	5
Petitions for Extension of Time to File Appellees' Brief granted	238	273
Petitions for Extension of Time to File Appellees' Brief denied	3	4
Petitions for Extension of Time to File Appellants' Reply Brief granted	34	66
Rehearings Denied, Without Opinion	138	132
Rehearings Denied, With Opinion	10	9
Rehearings Denied, By Order	0	0
Orders entered granting Withdrawal of Transcript	29	42
Orders entered granting Transcripts to be Bound in more than One Volume	0	0
Orders entered granting Consolidation of Appeals	5	2
Order entered denying Supersedeas	0	0
Orders entered granting Writ of Certiorari	16	18
Orders entered denying Writ of Certiorari	7	2
Orders entered Dismissing Appeal	45	60
Orders entered Setting Oral Argument	0	2
Orders entered Designating Judge From Another District to Participate in Case	22	0
Orders entered Granting Petition to Amend Brief	39	14
Orders entered Granting Petition to File Belated Appeal	31	34
Orders entered Overruling Appellee's Motion to Dismiss or Affirm	53	32
Orders entered Granting Petition Proceeding in Forma Pauperis	5	2
Orders denying Petitions for Oral Arguments	86	111
Miscellaneous Orders	232	213
TOTAL	1637	1650

Motions to Dismiss or Affirm:

	JAN. thru JUNE	JULY thru DEC.	
Pending 1-1-78	29		
Filed 1-1-78 thru 6-30-78	81		
Filed 7-1-78 thru 12-31-78		55	
TOTALS	110	55	165

Disposed of by per curiam or other opinions and by orders:

	JAN. thru JUNE	JULY thru DEC.	
1-1-78 thru 6-30-78	62		
7-1-78 thru 12-31-78		70	
TOTAL DISPOSED OF	62	70	132
Pending as of 12-31-78			33

By Per Curiam Opinions:

Motion to Dismiss or Affirm Overruled		3	3
---------------------------------------	--	---	---

By Orders:

Overruling Motion to Dismiss or Affirm	53	35	88
Sustaining Motion to Dismiss or Affirm	8	31	39
Dismissed on Appellant's Motion	1	1	2
Transferred to Supreme Court	0	0	0

132

3287

JANUARY 1, 1978 THRU DECEMBER 31, 1978

	<u>JAN. thru JUNE, 1978</u>	<u>JULY thru DEC. 1978</u>	
<u>FIRST DISTRICT</u>			
LYBROOK, P.J.	0	1	
LOWDERMILK, J.	0	0	
ROBERTSON, J.	2	0	
HEARINGS ON STAY	$\frac{1}{3}$	$\frac{0}{1}$	4
<u>SECOND DISTRICT</u>			
BUCHANAN, C.J.	1	2	
SULLIVAN, J.	6	4	
WHITE, J.	0	0	
SHIELDS, J.	0	0	
HEARINGS ON STAY	$\frac{3}{10}$	$\frac{0}{6}$	16
<u>THIRD DISTRICT</u>			
GARRARD, P.J.	2	0	
HOFFMAN, J.	0	8	
STATON, J.	$\frac{0}{2}$	$\frac{0}{8}$	10
<u>FOURTH DISTRICT</u>			
CHIPMAN, C.J.	0	2	
MILLER, J.	0	0	
YOUNG, J.	$\frac{0}{0}$	$\frac{0}{2}$	2

FISCAL REPORT

Along with the caseload information, the trial courts were asked to submit fiscal information. The requested data included the court's 1979 requested and approved budget, the actual expenditures for 1978, and the revenues collected through the operation of the court.

Following is a summary of the 1978 expenditures of the trial courts and revenues generated through their operation.

EXPENDITURES

~~The Indiana trial courts~~ and related offices are supported primarily by county funds. State funds are used for a portion of the judges'¹ and prosecutors'² salaries and reimbursements to the county for special judge costs.³ Occasionally, the trial courts use revenue-sharing funds and federal grant moneys, but such sums are usually insignificant in comparison with county expenditures.

Within twenty days following the end of a calendar year, each

1) IC 33-13-12-7.

2) IC 33-14-7-5.

3) Ind. Rules of Ct., T.R. 79(14) and C.R. 13(14)..

trial court is requested to submit a report on the actual expenditures of the court. The reporting form follows accounting reports filed with the State Board of Accounts and deals with five major areas: Personal Services, Contractual Services, Supplies, Current Charges and Properties. Each of these areas contains more information on specific items.

In some of the more populous counties, separate budgets may be maintained for probation, juvenile services or public defense. When available, these expenditures have been included in the final totals.

Expenditures which have not been included in this report are those that are not budgeted for within the court's budget. Thus, expenses for the prosecutor and clerk of the county (which offices submit and operate their own budgets) are not included in this report. The acquisition and operation of physical facilities for juveniles (juvenile detention centers), when distinguishable from temporary juvenile care, have also been excluded since such expenditures fall more appropriately under corrections-related expenditures rather than judicial functions.

REVENUES

The typical sources of revenues in the trial court are filing fees and fines. The fines and forfeitures are designated for a special state fund, the Common School Fund.⁴ Following is a list of the fees collected in the more typical cases.

1. The docket fee in civil cases in Circuit, Superior, and Probate Courts, and on the plenary docket of the County Court, is \$19. Seven dollars of that sum go to the state as state docket fee, and the remainder goes to the county as court costs.⁵

The docket fee for civil cases in the small claims dockets of the Circuit, Superior, and County Courts is \$10.00, and goes to the county.⁶

In Marion County Municipal Court, the docket fee for civil cases is \$15.00, and it goes to the county.⁷

2. In criminal cases filed in the Circuit, Superior, Probate, Criminal or Juvenile Courts, a \$10.00 fee is charged upon

5) IC33-1-9-1 and 33-10.5-8-5.

6) IC 33-10.5-8-5.

7) IC 33-6-1-17(a).

conviction, which fee goes to the County General Fund.⁸ In Marion County Municipal Court, that fee is \$15.00, and goes to the City General Fund.⁹ In cases on the criminal dockets of the County Courts, or on the misdemeanor dockets of the Superior or Circuit Courts, there is a \$5.00 county docket fee and a \$5.00 state docket fee.¹⁰

3. A prosecutor's fee of \$18.00 is charged in all criminal cases. Four dollars of this fee go to the county, and the remainder goes to the state (where it is earmarked for special funds). In cases involving Class A misdemeanors or felonies, the prosecutor's fee is \$28.50. It is distributed as the fee of \$18.00 with the additional \$10.50 going to crime compensation funds (\$10.00 for the violent crime fund and \$.50 for rape victim services.)¹¹ When the prosecutor is required to appear in non-criminal cases, \$20.00 is collected and deposited with the State General Fund as "state

8) IC 33-1-11-1.

9) IC 33-6-1-17(b).

10) IC 33-10.5-8-5.

11) IC 33-14-7-20.

counsel fees".¹²

4. In addition to the above fees, in any case in the Circuit, Superior, Probate, Juvenile, Municipal and Criminal Court, and on the plenary docket of the County Court, a judicial fee of \$9.00 is charged and paid to the state.¹³ (Of this fee, \$1.30 is deposited in a special retirement fund.) The judicial fee in cases on the criminal docket of the County Court, or the misdemeanor dockets of the Circuit and Superior Courts is \$1.00.¹⁴

This report reflects the fees listed above, service of process fees and jury fees.

The report also includes the revenues collected through the \$3.00 fee charged in all traffic cases for the Bureau of Motor Vehicles¹⁵, and the \$10.00 fee charged for enforcement of support orders.¹⁶ It does not reflect the sums paid into the County General

12) IC 33-14-7-20.

13) IC 33-13-12-8.5.

14) IC 33-10.5-8-5.

15) IC 33-4-14-1-18.

16) IC 31-2-8-1.

Fund by other counties for cases coming to the court on a change of venue. In counties which are adjacent to the more populous counties and thus receive many cases on change of venue, this amount could be considerable.

There are many other fees collected during the course of a proceeding. Such fees are not enumerated above but should be reflected in the "other" category of the report.

COUNTY EXPENDITURES OF TRIAL COURTS

1978

Expenditure	County Courts	Circuit, Superior,* Criminal, Probate, Juvenile Courts	Municipal Courts	Total
Judge(s) Salary - Part Paid by County	313,753	1,183,778	88,317	1,585,848
Court Commissioner(s) or Referee(s)		555,370		555,370
Court Reporter(s)	599,222	2,228,245	163,069	2,990,536
Court Bailiff(s)	501,081	1,401,833	347,906	2,250,820
Probation Officer(s)	156,786	3,144,710	143,715	3,445,211
Probation Office Staff (Secretaries, etc.)	3,545	827,908	46,624	878,077
Jury Commissioner(s)	570	55,267		55,837
Court Administrator(s)	21,610	578,490	18,269	618,369
Court Administrator's Staff	4,036	252,970	149,676	406,682
Court Secretary(ies)	231,490	798,362	13,299	1,043,151
Law Clerk(s) or Intern(s)	19,366	467,376	1,388	488,130
Extra Help (Vacation Employees)	13,730	315,552	7,818	337,100
Public Defenders (Salaried)	106,876	915,114	8,190	1,030,180
Public Defender's Staff (Secretaries, etc.)	569	183,308	8,080	191,957
Other Employees	96,353	737,282	290,233	1,123,868
Per Diem of Special Judges	73,735	391,149	8,925	473,809
Per Diem of Judges - Venued Cases	1,071	82,359		83,430
Per Diem - Ct. Reporters - Venued Cases	771	43,148		43,919
Per Diem - Bailiffs - Venued Cases	310	25,624		25,934
Per Diem of Grand Jurors	2,805	109,124		111,929
Per Diem of Petit Jurors	50,060	1,372,889	41,234	1,464,183
Compensation for Pauper Attorneys (Case by Case)	135,323	1,285,757		1,421,080
Witness Fees	1,357	50,638		51,995

*Due to unitary budgeting, the expenditures for the two Vigo County Courts have been included with the Circuit and Superior Courts.

Expenditure	County Courts	Circuit, Superior, Criminal, Probate, Juvenile Courts	Municipal Courts	Total
Medical Services	451	19,708		20,159
Psychiatric Services	1,218	136,424		137,642
Transcripts for Indigent Defense and Appeal	5,111	373,041	156	378,308
Other (Spcl. Reporter/Gr. Jury Reporter/Spcl. Bailiff)	32,888	108,520	1,091	142,499
TOTAL PERSONAL SERVICES	2,374,087	17,643,946	1,337,990	21,356,023
Freight and Express	643	8,783		9,426
Postage	26,529	85,190	16,141	127,860
Traveling Expenses	15,990	159,556	10,688	186,234
Telephone and Telegraph	42,075	212,118	29,988	284,181
Other Communications and Transportation		8,592	2,394	10,986
Utilities (Elect., Gas, Water and Sewage)	1,287	113,425	5,443	120,155
Printing and Advertising	17,560	36,824		54,384
Buildings and Structures	881	68,553	2,877	72,311
Equipment	13,332	110,728	393	124,453
Legal Services		16,885		16,885
Service Contracts for Office Equipment	7,517	54,795	4,725	67,037
Leasing Contracts for Office Equipment	7,842	67,691		75,533
Maintenance Contracts	7,352	11,384		18,736
Matching Funds	1,818	49,627	9,816	61,261
Other (Expenses for Binding Records, Laundry/Cleaning)	7,297	191,173	52,246	250,716
Amounts Submitted as Totals Only	1,865	2,033		3,898
TOTAL CONTRACTUAL SERVICES	151,988	1,197,357	134,711	1,484,056

Expenditure	County Courts	Circuit, Superior, Criminal, Probate, Juvenile Courts	Municipal Courts	Total
TOTAL SUPPLIES	30,513	566,520	64,377	711,410
Rents	12,034	34,465	39,020	85,519
Dues and Subscriptions	949	5,382	4,355	10,686
Return of Fugitives	1,250	66,334		67,584
Lodging and Meals of Jurors	8,394	165,638	5,654	179,686
Other Current Charges	1,992	80,099	249	82,340
Amounts Submitted as Totals Only		4,225		4,225
TOTAL CURRENT CHARGES	24,619	356,143	49,278	430,040
Furniture and Fixtures	21,716	74,130	2,378	98,224
Office Machines (Recorders, Typewriters, etc.)	15,574	77,218	9,350	102,142
Law Books	51,902	616,656	1,748	670,306
Other	4,529	57,297	1,121	62,947
Amounts Submitted as Totals Only	6,235	55,661		61,896
TOTAL PROPERTIES	99,956	880,962	14,597	995,515
TOTAL	2,731,163	20,644,928	1,600,953	24,977,044
(Undesignated Federal Funds used by Grant Co. Prob.)		-85,873		-85,873
ADJUSTED TOTAL	2,731,163	20,559,055	1,600,953	24,891,171

EXPENDITURES BY THE STATE OF INDIANA ON THE INDIANA COURTS
FOR FISCAL YEAR 1977-1978

(Obtained from the Annual Report of the State Auditor)

	Personal Services	Services Other Than Personal	Services by Contract	Materials, Parts and Supplies	Equipment	Grants, Subsidies, Refunds & Awards	In-State Travel	Out-of-State Travel	Other (Judges' Retirement--Non-Budget Employer Contribution)	TOTAL
Supreme Court	\$ 716,434	\$ 41,709	\$25,542	\$ 7,074	\$52,542		\$ 1,011	\$1,471		\$ 845,783
Court of Appeals	\$1,087,071	\$ 49,863	\$27,399	\$10,784	\$40,318		\$10,465	\$1,313		\$1,227,213
Trial Judges Salaries	\$5,663,320						\$14,350			\$5,677,670
Special Judges						\$481,661				\$ 481,661
Judges Retirement									\$500,000	\$ 500,000
Public Defender	\$ 373,979	\$ 30,811	\$ 6,040	\$ 8,659	\$ 1,591		\$12,706	\$1,054		\$ 434,840
TOTAL	\$7,840,804	\$122,383	\$58,981	\$26,517	\$94,451	\$481,661	\$38,532	\$3,838	\$500,000	\$9,167,167

1978 REVENUES GENERATED THROUGH OPERATION OF INDIANA TRIAL COURTS

Type of Revenue	To State Fund	To County Fund	To Municipal Fund	TOTAL
Court Costs		\$1,535,912		\$1,535,912
State Docket Fee	\$1,723,380			\$1,723,380
County Docket Fee		\$2,922,808		\$2,922,808
Judicial Fee	\$1,789,218			\$1,789,218
County Court Judicial Fee	\$ 229,139			\$ 229,139
Service of Process Fees		\$ 485,029		\$ 485,029
Sheriff's Pension Fund		\$ 409,693		\$ 409,693
Jury Fees		\$ 9,321		\$ 9,321
Support Fees		\$ 380,780		\$ 380,780
Fines (For State Law Violations)	\$5,219,829			\$5,219,829
Fines (For Local Violations)			\$28,258	\$ 28,258
Prosecuting Attorneys' Fees (State's Portion)	\$4,084,401			\$4,084,401
Violent Crime Fund	\$ 96,764			\$ 96,764
Prosecuting Attorneys' Fees (County's Portion)		\$1,175,208		\$1,175,208
B.M.V. Fees	\$ 742,302			\$ 742,302
Other	\$ 28,986	\$ 349,274	\$ 4,526	\$ 382,786
Sub-Totals	\$13,914,019	\$7,268,025	\$32,784	\$21,214,828
Per Cent of Total	65.60%	34.25%	.15%	

FINANCIAL AVERAGE
1978

Expenditures by the County on:

Circuit, Superior,* Criminal, Probate, Juvenile Courts	County Courts	Marion County Municipal Courts	All Courts
\$114,217 per single Judge Court	\$50,577 per single Judge Court	\$106,730 per single Judge Court	\$99,964 per single Judge Court

Revenues generated by all Trial Courts:

For State Funds	-----	\$55,880 per single Judge Court
For County Funds	-----	\$29,189 per single Judge Court
For Municipal Funds	-----	\$ 132 per single Judge Court
TOTAL Generated	-----	\$85,200 per single Judge Court

*Due to unitary budgeting the expenditures of the two Vigo County Courts have been included here.

FINANCIAL COMPARISON TABLE

	Fiscal Year 1975-1976	Calendar Year 1976	Fiscal Year 1976-1977	Calendar Year 1977	Fiscal Year 1977-1978	Calendar Year 1978
County Expenditures		\$23,323,004		\$25,339,608		\$24,891,171
State Expenditures	\$7,506,296		\$8,278,255		\$9,206,025	
Revenues Generated by Trial Courts:						
For the County Funds % of Total		\$ 4,047,149 29.46		\$ 5,576,068 28.54		\$ 7,268,025 34.25
For the State Funds % of Total		\$ 9,690,151 70.54		\$12,970,364 66.36		\$13,914,019 65.60
For the Local Funds % of Total				\$ 996,595 5.00		\$ 32,784 .15
TOTAL		\$13,737,300		\$19,543,027		\$21,214,828

Total County Revenues and Total County Expenditures

<u>COUNTY</u>	<u>COURT</u>	Revenues For State Funds	Revenues For County Funds	Revenues For Local Funds	Total Revenues	Total Expenditures
ADAMS	TOTAL	\$ 36,780	\$ 21,970	\$	\$ 58,750	\$ 113,890
ALLEN	TOTAL	\$ 1,147,798	\$ 421,229	\$	\$ 1,569,027	\$ 1,393,728
BARTHOLOMEW	TOTAL	\$ 163,242	\$ 85,272	\$	\$ 248,514	\$ 235,401
BENTON	TOTAL	\$ 32,026	\$ 15,116	\$	\$ 47,142	\$ 52,533
BLACKFORD	TOTAL	\$ 4,412	\$ 12,049	\$	\$ 16,461	\$ 68,450
BOONE	TOTAL	\$ 58,896	\$ 30,003	\$	\$ 88,899	\$ 162,780
BROWN	TOTAL	\$ 40,067	\$ 15,675	\$	\$ 55,742	\$ 85,386
CARROLL	TOTAL	\$ 47,359	\$ 23,535	\$ 20	\$ 70,914	\$ 81,967
CASS	TOTAL	\$ 74,545	\$ 50,221	\$	\$ 124,766	\$ 98,038
CLARK	TOTAL	\$ 241,607	\$ 97,527	\$	\$ 339,134	\$ 174,643
CLAY	TOTAL	\$ 61,161	\$ 26,807	\$ 2	\$ 87,970	\$ 86,052
CLINTON	TOTAL	\$ 65,919	\$ 36,650	\$	\$ 102,569	\$ 103,985
CRAWFORD	TOTAL	\$ 28,268	\$ 10,953	\$	\$ 39,221	\$ 35,144
DAVIESS	TOTAL	\$ 8,155	\$ 8,247	\$	\$ 16,402	\$ 107,863
DEARBORN	TOTAL	\$ 55,386	\$ 26,067	\$ 2,040	\$ 83,493	\$ 102,604
DECATUR	TOTAL	\$ 107,744	\$ 35,967	\$ 74	\$ 143,785	\$ 85,113
DEKALB	TOTAL	\$ 56,706	\$ 43,234	\$ 45	\$ 99,985	\$ 110,803
DELAWARE	TOTAL	\$ 78,590	\$ 101,975	\$	\$ 180,565	\$ 419,086
DUBOIS	TOTAL	\$ 78,388	\$ 30,427	\$	\$ 108,815	\$ 81,361
ELKHART	TOTAL	\$ 244,369	\$ 150,537	\$ 54	\$ 394,960	\$ 713,741
FAYETTE	TOTAL	\$ 123,001	\$ 36,965	\$	\$ 159,966	\$ 90,962
FLOYD	TOTAL	\$ 59,000	\$ 34,908	\$	\$ 93,908	\$ 182,952

Total County Revenues and Total County Expenditures

<u>COUNTY</u>	<u>COURT</u>	Revenues For State Funds	Revenues For County Funds	Revenues For Local Funds	Total Revenues	Total Expenditures
FOUNTAIN	TOTAL	\$ 15,867	\$ 17,575	\$	\$ 33,442	\$ 65,136
FRANKLIN	TOTAL	\$ 39,239	\$ 18,771	\$	\$ 58,010	\$ 51,472
FULTON	TOTAL	\$ 77,373	\$ 36,957	\$	\$ 114,330	\$ 76,876
GIBSON	TOTAL	\$ 109,808	\$ 42,515	\$	\$ 152,323	\$ 113,389
GRANT	TOTAL	\$ 82,233	\$ 64,248	\$	\$ 146,481	\$ 396,337
GREENE	TOTAL	\$ 82,767	\$ 31,978	\$	\$ 114,745	\$ 81,239
HAMILTON	TOTAL	\$ 165,957	\$ 81,953	\$	\$ 247,910	\$ 392,329
HANCOCK	TOTAL	\$ 171,995	\$ 67,500	\$ 15	\$ 239,510	\$ 207,000
HARRISON	TOTAL	\$ 75,944	\$ 27,091	\$	\$ 103,035	\$ 85,623
HENDRICKS	TOTAL	\$ 201,013	\$ 69,401	\$	\$ 270,414	\$ 221,280
HENRY	TOTAL	\$ 85,106	\$ 44,271	\$ 20	\$ 129,397	\$ 157,259
HOWARD	TOTAL	\$ 86,299	\$ 98,297	\$	\$ 184,596	\$ 226,312
HUNTINGTON	TOTAL	\$ 173,387	\$ 48,538	\$ 205	\$ 222,130	\$ 113,652
JACKSON	TOTAL	\$ 522,185	\$ 86,822	\$	\$ 609,007	\$ 142,103
JASPER	TOTAL	\$ 90,242	\$ 37,858	\$	\$ 128,100	\$ 162,716
JAY	TOTAL	\$ 35,615	\$ 22,559	\$	\$ 58,174	\$ 170,819
JEFFERSON	TOTAL	\$ 97,964	\$ 35,822	\$	\$ 133,786	\$ 117,584
JENNINGS	TOTAL	\$ 12,633	\$ 12,389	\$	\$ 25,022	\$ 57,342
JOHNSON	TOTAL	\$ 51,509	\$ 58,315	\$	\$ 109,824	\$ 287,627
KNOX	TOTAL	\$ 81,385	\$ 49,280	\$	\$ 130,665	\$ 126,781
KOSCIUSKO	TOTAL	\$ 150,229	\$ 102,764	\$	\$ 252,993	\$ 145,741
LAGRANGE	TOTAL	\$ 121,411	\$ 37,318	\$	\$ 158,729	\$ 86,786

Total County Revenues and Total County Expenditures

<u>COUNTY</u>	<u>COURT</u>	Revenues For State Funds	Revenues For County Funds	Revenues For Local Funds	Total Revenues	Total Expenditures
LAKE	TOTAL	\$ 1,041,878	\$ 448,378	\$ 265	\$ 1,490,521	\$ 3,876,421
LAPORTE	TOTAL	\$ 413,998	\$ 168,402	\$ 210	\$ 582,610	\$ 506,837
LAWRENCE	TOTAL	\$ 222,346	\$ 72,622	\$ 500	\$ 295,468	\$ 264,149
MADISON	TOTAL	\$ 65,329	\$ 132,456	\$	\$ 197,785	\$ 697,600
MARION	TOTAL	\$ 2,586,362	\$ 2,021,341	\$ 22,396	\$ 4,630,099	\$ 5,001,459
MARSHALL	TOTAL	\$ 58,650	\$ 33,742	\$	\$ 92,392	\$ 174,851
MARTIN	TOTAL	\$ 29,685	\$ 11,550	\$	\$ 41,235	\$ 16,864
MIAMI	TOTAL	\$ 91,063	\$ 49,063	\$	\$ 140,126	\$ 120,856
MONROE	TOTAL	\$ 135,251	\$ 76,028	\$	\$ 211,279	\$ 248,477
MONTGOMERY	TOTAL	\$ 138,324	\$ 61,769	\$ 281	\$ 200,374	\$ 123,878
MORGAN	TOTAL	\$ 123,012	\$ 50,915	\$	\$ 173,927	\$ 173,273
NEWTON	TOTAL	\$ 87,075	\$ 30,176	\$	\$ 117,251	\$ 109,913
NOBLE	TOTAL	\$ 58,524	\$ 18,901	\$	\$ 77,425	\$ 159,040
OHIO	TOTAL	\$ 15,629	\$ 6,960	\$	\$ 22,589	\$ 16,954
ORANGE	TOTAL	\$ 7,224	\$ 15,513	\$	\$ 22,737	\$ 43,664
OWEN	TOTAL	\$ 52,574	\$ 23,256	\$ 20	\$ 75,850	\$ 58,318
PARKE	TOTAL	\$ 24,739	\$ 15,740	\$	\$ 40,479	\$ 49,431
PERRY	TOTAL	\$ 4,389	\$ 3,606	\$	\$ 7,995	\$ 67,092
PIKE	TOTAL	\$ 12,599	\$ 8,853	\$	\$ 21,452	\$ 51,102
PORTER	TOTAL	\$ 593,434	\$ 176,949	\$	\$ 770,383	\$ 342,969
POSEY	TOTAL	\$ 69,784	\$ 24,381	\$ 220	\$ 94,385	\$ 99,126
PULASKI	TOTAL	\$ 34,936	\$ 18,576	\$	\$ 53,512	\$ 92,850

Total County Revenues and Total County Expenditures

<u>COUNTY</u>	<u>COURT</u>	Revenues For State Funds	Revenues For County Funds	Revenues For Local Funds	Total Revenues	Total Expenditures
PUTNAM	TOTAL	\$ 122,674	\$ 44,093	\$ 5	\$ 166,772	\$ 68,654
RANDOLPH	TOTAL	\$ 18,595	\$ 27,784	\$	\$ 46,379	\$ 85,712
RIPLEY	TOTAL	\$ 9,067	\$ 12,319	\$	\$ 21,386	\$ 47,608
RUSH	TOTAL	\$ 57,898	\$ 24,469	\$	\$ 82,367	\$ 82,076
SCOTT	TOTAL	\$ 79,766	\$ 34,597	\$	\$ 114,363	\$ 70,931
SHELBY	TOTAL	\$ 153,575	\$ 52,455	\$	\$ 206,030	\$ 191,719
SPENCER	TOTAL	\$ 107,807	\$ 26,571	\$	\$ 134,378	\$ 69,953
ST. JOSEPH	TOTAL	\$ 577,360	\$ 358,842	\$ 1,998	\$ 938,200	\$ 769,381
STARKE	TOTAL	\$ 8,474	\$ 12,598	\$	\$ 21,072	\$ 60,831
STEUBEN	TOTAL	\$ 40,483	\$ 19,030	\$	\$ 59,513	\$ 84,912
SULLIVAN	TOTAL	\$ 81,435	\$ 32,803	\$	\$ 114,238	\$ 79,984
SWITZERLAND	TOTAL	\$ 17,488	\$ 10,499	\$	\$ 27,987	\$ 24,600
TIPPECANOE	TOTAL	\$ 207,098	\$ 127,503	\$	\$ 334,601	\$ 243,432
TIPTON	TOTAL	\$ 4,970	\$ 9,060	\$ 1,064	\$ 15,094	\$ 89,435
UNION	TOTAL	\$ 23,577	\$ 9,757	\$	\$ 33,334	\$ 27,397
VANDERBURGH	TOTAL	\$ 412,655	\$ 216,048	\$ 3,350	\$ 632,053	\$ 906,805
VERMILLION	TOTAL	\$ 12,106	\$ 9,139	\$	\$ 21,245	\$ 67,866
VIGO	TOTAL	\$ 83,952	\$ 81,933	\$	\$ 165,885	\$ 468,829
WABASH	TOTAL	\$ 28,236	\$ 21,164	\$	\$ 49,400	\$ 115,148
WARREN	TOTAL	\$ 56,451	\$ 17,016	\$	\$ 73,467	\$ 45,115
WARRICK	TOTAL	\$ 109,868	\$ 43,766	\$	\$ 153,634	\$ 214,905
WASHINGTON	TOTAL	\$ 33,642	\$ 17,569	\$	\$ 51,211	\$ 78,545

Total County Revenues and Total County Expenditures

<u>COUNTY</u>	<u>COURT</u>	Revenues For State Funds	Revenues For County Funds	Revenues For Local Funds	Total Revenues	Total Expenditures
WAYNE	TOTAL	\$ 358,377	\$ 105,707	\$	\$ 464,084	\$ 446,743
WELLS	TOTAL	\$ 9,217	\$ 17,360	\$	\$ 26,577	\$ 89,955
WHITE	TOTAL	\$ 66,501	\$ 40,020	\$	\$ 106,521	\$ 102,785
WHITLEY	TOTAL	\$ 22,361	\$ 19,190	\$	\$ 41,551	\$ 76,714

Trial Court Revenues For The State

COUNTY	COURT	State Docket Fees	Judicial Fees	County Court Judicial Fees	Fines (State Law Violations)	Prosecutor's Fee (State Portion)	Violent Crime Fund	B.M.V. FEES	Other	Total Revenues For State Funds
ADAMS	CIRCUIT	\$ 1,288	\$ 3,186	\$	\$ 575	\$ 154	\$ 95	\$	(D) 10	\$ 5,308
ADAMS	COUNTY	\$ 4,590	\$	\$ 890	\$ 11,021	\$ 12,439	\$ 116	\$ 2,416	\$	\$ 31,472
ALLEN	CIR SUP	\$119,987	\$ 52,800	\$ 18,583	\$655,072	\$242,626	\$ 11,330	\$ 47,400	\$	\$1,147,798
BARTHOLOMEW	CIRCUIT	\$ 2,678	\$ 4,854	\$	\$ 452	\$ 153	\$	\$	\$	\$ 8,137
BARTHOLOMEW	COUNTY	\$ 22,208	\$	\$ 4,651	\$ 42,447	\$ 61,652	\$ 798	\$ 12,514	\$	\$ 144,270
BARTHOLOMEW	SUPERIOR	\$ 4,067	\$ 6,768	\$	\$	\$	\$	\$	\$	\$ 10,835
BENTON	CIRCUIT	\$ 5,221	\$ 1,770	\$ 858	\$ 7,853	\$ 12,026	\$ 168	\$ 2,226	(E)(F) 1,904	\$ 32,026
BLACKFORD	CIRCUIT	\$ 1,502	\$ 2,642	\$	\$ 100	\$ 126	\$ 42	\$	\$	\$ 4,412
BOONE	CIRCUIT	\$ 2,035	\$ 2,601	\$	\$ 12	\$ 42	\$	\$	\$	\$ 4,690
BOONE	COUNTY	\$ 5,251	\$ 387	\$ 1,050	\$ 17,070	\$ 14,385	\$ 483	\$ 2,565	(F) 55	\$ 41,246
BOONE	SUPERIOR	\$ 3,080	\$ 5,829	\$	\$ 3,711	\$ 340	\$	\$	\$	\$ 12,960
BROWN	CIRCUIT	\$ 6,941	\$ 2,735	\$ 950	\$ 13,302	\$ 14,294	\$ 681	\$ 1,164	\$	\$ 40,067
CARROLL	CIRCUIT	\$ 6,839	\$ 3,026	\$ 1,170	\$ 19,404	\$ 14,396	\$	\$ 2,524	\$	\$ 47,359
CASS	CIRCUIT	\$ 4,042	\$ 6,939	\$	\$ 1,199	\$ 42	\$ 21	\$	(D) 10	\$ 12,253
CASS	SUPERIOR	\$ 6,911	\$ 568	\$ 1,292	\$ 31,868	\$ 18,089	\$ 63	\$ 3,501	\$	\$ 62,292
CLARK	CIRCUIT	\$ 2,030	\$ 1,749	\$	\$ 710	\$ 63	\$	\$	\$	\$ 4,552
CLARK	COUNTY	\$ 30,533	\$ 2,520	\$ 5,770	\$ 77,594	\$ 81,690	\$ 1,102	\$ 16,533	(E) 60	\$ 215,802
CLARK	SUPERIOR	\$ 8,827	\$ 12,426	\$	\$	\$	\$	\$	\$	\$ 21,253
CLAY	CIRCUIT	\$ 2,648	\$ 4,873	\$	\$ 3,536	\$ 508	\$	\$	\$	\$ 11,565
CLAY	COUNTY	\$ 8,089	\$	\$ 1,950	\$ 15,245	\$ 21,640	\$ 95	\$ 2,557	\$ 20	\$ 49,596
CLINTON	CIRCUIT	\$ 3,366	\$ 6,328	\$	\$ 835	\$ 543	\$ 95	\$	\$	\$ 11,167
CLINTON	COUNTY	\$ 5,439	\$	\$ 1,233	\$ 30,059	\$ 14,932	\$ 526	\$ 2,563	\$	\$ 54,752

Trial Court Revenues For The State

COUNTY	COURT	State Docket Fees	Judicial Fees	County Court Judicial Fees	Fines (State Law Violations)	Prosecutor's Fee (State Portion)	Violent Crime Fund	B.M.V. FEES	Other	Total Revenues For State Funds
CRAWFORD	CIR & CO	\$ 4,926	\$ 1,241	\$ 835	\$ 7,217	\$ 11,742	\$ 126	\$ 2,181		\$ 28,268
DAVISS	CIRCUIT	\$ 2,316	\$ 4,420		\$ 1,051	\$ 284	\$ 84			\$ 8,155
DEARBORN	CIRCUIT	\$ 5,630	\$ 5,904		\$ 120					\$ 11,654
DEARBORN	COUNTY	\$ 3,039		\$ 812	\$ 31,710	\$ 6,717		\$ 1,449	\$ 5	\$ 43,732
DECATUR	CIRCUIT	\$ 1,892	\$ 3,708		\$ 787	\$ 249				\$ 6,636
DECATUR	COUNTY	\$ 14,894		\$ 2,815	\$ 36,534	\$ 38,251	\$ 892	\$ 7,712	(E) 10	\$ 101,108
DEKALB	CIRCUIT	\$ 1,463	\$ 3,849		\$ 1,502	\$ 57				\$ 6,871
DEKALB	SUPERIOR	\$ 7,960	\$ 3,408	\$ 1,186	\$ 15,667	\$ 17,787	\$ 183	\$ 3,644		\$ 49,835
DELAWARE	CIR SUP CO	\$ 14,906	\$ 21,535	\$ 597	\$ 29,386	\$ 9,558	\$ 1,207	\$ 1,401		\$ 78,590
DUBOIS	CIRCUIT	\$ 2,248	\$ 5,219		\$ 2,175	\$ 1,574	\$ 750	\$ 3		\$ 11,969
DUBOIS	COUNTY	\$ 8,651		\$ 1,753	\$ 27,307	\$ 24,074	\$ 357	\$ 4,197	(E) 80	\$ 66,419
ELKHART	(COUNTY ELK)	\$(1,434)		\$(890)	\$(9,948)	\$(2,533)	\$(284)	\$(159)		\$(15,248)
ELKHART	CIRCUIT	\$ 3,626	\$ 7,205		\$ 9,076	\$ 704				\$ 20,611
ELKHART	COUNTY GOS	\$ 25,540		\$ 5,338	\$ 43,488	\$ 70,826	\$ 2,237	\$ 13,560	\$ 260	\$ 161,249
ELKHART	SUP CO-ELK	\$ 15,082	\$ 19,210	\$ 716	\$ 22,223	\$ 4,336	\$ 783	\$ 159		\$ 62,509
FAYETTE	CIR CO	\$ 12,182	\$ 6,327	\$ 1,699	\$ 74,851	\$ 22,988	\$ 1,078	\$ 3,876		\$ 123,001
FLOYD	CIR SUP	\$ 4,984	\$ 8,796			\$ 84	\$ 1,600		\$ 2,090	\$ 17,554
FLOYD	COUNTY	\$ 7,104	\$ 2,954		\$ 12,149	\$ 15,904	\$ 368	\$ 2,967		\$ 41,446
FOUNTAIN	CIRCUIT	\$ 2,629	\$ 3,344	\$ 217	\$ 6,052	\$ 3,499	\$ 126			\$ 15,867
FRANKLIN	CIRCUIT	\$ 5,597	\$ 3,755	\$ 865	\$ 11,436	\$ 14,326	\$ 1,112	\$ 2,148		\$ 39,239
FULTON	CIR CO	\$ 11,258	\$ 3,358	\$ 1,890	\$ 28,586	\$ 26,810	\$ 178	\$ 5,293		\$ 77,373
GIBSON	CIR CO	\$ 17,008	\$ 6,424	\$ 2,710	\$ 36,998	\$ 38,443	\$ 956	\$ 7,269		\$ 109,808

Trial Court Revenues For The State

<u>COUNTY</u>	<u>COURT</u>	State Docket Fees	Judicial Fees	County Court Judicial Fees	Fines (State Law Violations)	Prosecutor's Fee (State Portion)	Violent Crime Fund	B.M.V. FEES	Other	Total Revenues For State Funds
GRANT	CIRCUIT	\$ 958	\$ 3,985	\$	\$ 125	\$ 220	\$ 11	\$	\$	\$ 5,299
GRANT	COUNTY	\$ 4,724	\$ 738	\$ 825	\$ 32,674	\$ 11,550	\$ 294	\$ 1,723	\$	\$ 52,528
GRANT	SUPERIOR I	\$ 6,352	\$ 8,447	\$	\$ 2,631	\$ 94	\$	\$	\$	\$ 17,524
GRANT	SUPERIOR II	\$ 2,682	\$ 3,880	\$	\$ 100	\$ 188	\$ 32	\$	\$	\$ 6,882
GREENE	CIRCUIT	\$ 2,273	\$ 4,828	\$	\$ 4,232	\$ 607	\$	\$	\$	\$ 11,940
GREENE	COUNTY	\$ 8,229	\$	\$ 1,942	\$ 34,882	\$ 21,644	\$ 336	\$ 3,684	(F) 110	\$ 70,827
HAMILTON	CIRCUIT	\$ 3,582	\$ 6,879	\$	\$ 1,508	\$ 392	\$ 270	\$	\$	\$ 12,631
HAMILTON	COUNTY	\$ 19,407	\$ 1,345	\$ 3,563	\$ 54,909	\$ 46,605	\$ 1,691	\$ 8,970	\$	\$ 136,490
HAMILTON	SUPERIOR	\$ 5,607	\$ 8,366	\$	\$ 2,177	\$ 392	\$ 294	\$	\$	\$ 16,836
HANCOCK	CIRCUIT	\$ 2,023	\$ 3,208	\$	\$ 1,101	\$ 56	\$	\$	\$	\$ 6,388
HANCOCK	COUNTY	\$ 22,850	\$ 441	\$ 4,523	\$ 49,668	\$ 62,929	\$ 2,006	\$ 12,367	(F) 50	\$ 154,834
HANCOCK	SUPERIOR	\$ 4,069	\$ 6,541	\$	\$ 51	\$ 112	\$	\$	\$	\$ 10,773
HARRISON	CIRCUIT	\$ 1,886	\$ 3,308	\$	\$ 3,625	\$ 155	\$ 42	\$ 5	(E) 708	\$ 9,729
HARRISON	COUNTY	\$ 9,253	\$	\$ 1,881	\$ 24,239	\$ 25,774	\$ 420	\$ 4,332	(E) 316	\$ 66,215
HENDRICKS	CIR SUP I-II	\$ 30,066	\$ 10,493	\$ 4,806	\$ 76,609	\$ 68,267	\$ 1,271	\$ 9,501	\$	\$ 201,013
HENRY	ALL COURTS	\$ 12,796	\$ 9,768	\$ 1,707	\$ 32,619	\$ 19,180	\$ 651	\$ 3,621	(E) (D) 4,764	\$ 85,106
HOWARD	CIRCUIT	\$ 2,937	\$ 6,277	\$	\$ 1,576	\$ 543	\$	\$ 3	\$	\$ 11,336
HOWARD	COUNTY	\$ 4,858	\$	\$ 1,177	\$ 26,566	\$ 12,726	\$	\$ 75	\$ 30	\$ 45,432
HOWARD	SUP 2	\$ 5,805	\$ 8,064	\$	\$ 2,383	\$ 730	\$	\$	\$	\$ 16,982
HOWARD	SUPERIOR 1	\$ 4,650	\$ 6,474	\$	\$ 1,007	\$ 418	\$	\$	\$	\$ 12,549
HUNTINGTON	CIRCUIT	\$ 2,813	\$ 5,571	\$	\$ 2,481	\$ 150	\$ 11	\$	(D) 70	\$ 11,096
HUNTINGTON	COUNTY	\$ 11,979	\$	\$ 2,750	\$107,844	\$ 33,054	\$	\$ 6,624	(E) 40	\$ 162,291

Trial Court Revenues For The State

<u>COUNTY</u>	<u>COURT</u>	State Docket Fees	Judicial Fees	County Court Judicial Fees	Fines (State Law Violations)	Prosecutor's Fee (State Portion)	Violent Crime Fund	B.M.V. FEES	Other	Total Revenues For State Funds
JACKSON	CIRCUIT	\$ 2,944	\$ 5,719	\$	\$ 9,825	\$ 765	\$ 252	\$	\$	\$ 19,505
JACKSON	COUNTY	\$ 35,656	\$	\$ 7,396	\$338,688	\$ 99,260	\$ 2,191	\$ 19,374	\$ (F) 115	\$ 502,680
JASPER	CIRCUIT	\$ 3,683	\$ 6,436	\$	\$	\$	\$	\$	\$ 7,706	\$ 17,825
JASPER	COUNTY	\$ 10,159	\$	\$ 2,873	\$ 23,886	\$ 29,045	\$ 703	\$ 5,039	\$ (E) 712	\$ 72,417
JAY	CIRCUIT	\$ 2,087	\$ 4,437	\$	\$ 1,759	\$ 200	\$ 53	\$	\$	\$ 8,536
JAY	COUNTY	\$ 1,343	\$	\$ 367	\$ 20,853	\$ 3,361	\$ 724	\$ 471	\$	\$ 27,079
JEFFERSON	CIR CO	\$ 9,688	\$ 4,956	\$ 1,345	\$ 58,283	\$ 18,928	\$ 1,554	\$ 3,210	\$	\$ 97,964
JENNINGS	CIRCUIT	\$ 2,555	\$ 4,155	\$	\$ 5,233	\$ 576	\$ 114	\$	\$	\$ 12,633
JOHNSON	(COUNTY)	\$(4,272)	\$	\$(1,634)	\$(9,637)	\$(10,845)	\$	\$(1,434)	\$ (665)	\$(28,487)
JOHNSON	CIR SUP CO	\$ 11,039	\$ 13,597	\$ 697	\$ 13,597	\$ 11,015	\$ 849	\$	\$ (E) 715	\$ 51,509
KNOX	CIRCUIT	\$ 977	\$ 2,931	\$	\$	\$	\$	\$	\$ (D) 10	\$ 3,918
KNOX	COUNTY	\$ 5,967	\$ 369	\$ 2,692	\$ 16,663	\$ 33,320	\$ 2,079	\$ 5,952	\$	\$ 67,042
KNOX	SUPERIOR	\$ 2,701	\$ 3,726	\$	\$ 3,505	\$ 336	\$ 137	\$	\$ (D) 20	\$ 10,425
KOSCIUSKO	CIR SUP	\$ 5,630	\$ 10,484	\$	\$ 2,489	\$ 550	\$ 231	\$	\$	\$ 19,384
KOSCIUSKO	COUNTY	\$ 20,012	\$	\$ 4,539	\$ 40,293	\$ 54,606	\$ 1,628	\$ 8,857	\$ (F) 910	\$ 130,845
LAGRANGE	CIRCUIT	\$ 1,395	\$ 2,744	\$	\$	\$ 84	\$	\$	\$	\$ 4,223
LAGRANGE	COUNTY	\$ 14,681	\$	\$ 2,959	\$ 50,005	\$ 41,048	\$ 263	\$ 8,232	\$	\$ 117,188
LAKE	CIR CO 1 & 2	\$121,708	\$ 44,674	\$ 19,305	\$410,586	\$250,742	\$ 1,449	\$ 51,060	\$	\$ 899,524
LAKE	SUP CRM 1-4	\$	\$ 2,198	\$	\$ 13,290	\$ 3,397	\$ 1,869	\$	\$	\$ 20,754
LAKE	SUP 3/4 CO 3	\$ 32,150	\$ 29,747	\$ 469	\$ 10	\$ 187	\$	\$ 3	\$	\$ 62,566
LAKE	SUPERIOR 1/5	\$ 14,620	\$ 20,886	\$	\$	\$ 50	\$	\$	\$	\$ 35,556
LAKE	SUPERIOR 2	\$ 8,268	\$ 15,160	\$	\$	\$ 50	\$	\$	\$	\$ 23,478

Trial Court Revenues For The State

COUNTY	COURT	State Docket Fees	Judicial Fees	County Court Judicial Fees	Fines (State Law Violations)	Prosecutor's Fee (State Portion)	Violent Crime Fund	B.M.V. FEES	Other	Total Revenues For State Funds
LAPORTE	CIRCUIT	\$ 24,300	\$ 8,405	\$ 4,515	\$ 56,924	\$ 54,489	\$ 200	\$ 8,303		\$ 157,136
LAPORTE	COUNTY MC	\$ 28,491		\$ 7,204	\$ 76,697	\$ 74,775		\$ 15,368	(E) 80	\$ 202,615
LAPORTE	COUNTY/LP	\$ 4,668		\$ 1,040	\$ 13,836	\$ 13,447	\$ 200	\$ 1,985	(E) 680	\$ 35,856
LAPORTE	SUPERIOR 1	\$ 4,599	\$ 7,823		\$ 657	\$ 198			526	\$ 13,803
LAPORTE	SUPERIOR 2	\$ 1,841	\$ 2,527		\$ 150	\$ 36			34	\$ 4,588
LAWRENCE	CIRCUIT	\$ 2,488	\$ 4,762		\$ 1,585	\$ 210	\$ 84			\$ 9,129
LAWRENCE	COUNTY	\$ 27,018		\$ 5,512	\$ 83,268	\$ 74,335	\$ 2,162	\$ 13,689	(E) 110	\$ 206,094
LAWRENCE	SUPERIOR	\$ 2,177	\$ 3,034		\$ 1,503	\$ 304	\$ 105			\$ 7,123
MADISON	ALL COURTS	\$ 19,302	\$ 30,165	\$ 328	\$ 8,115	\$ 6,020	\$ 410	\$ 819	(D) 170	\$ 65,329
MARION	ALL COURTS	\$ 83,251	\$ 887,276		\$ 444,733	\$ 960,513	\$ 10,730	\$ 199,859		\$ 2,586,362
MARSHALL	CIR SUP CO	\$ 6,358	\$ 7,142	\$ 1,033	\$ 32,297	\$ 9,527	\$ 1,239	\$ 954	(F) 100	\$ 58,650
MARTIN	CIR CO	\$ 4,700	\$ 2,148	\$ 736	\$ 8,881	\$ 10,822	\$ 420	\$ 1,893	(I) 85	\$ 29,685
MIAMI	CIRCUIT	\$ 1,067	\$ 2,432		\$ 1,664	\$ 289			(D) 10	\$ 5,462
MIAMI	SUPERIOR	\$ 11,399		\$ 6,405	\$ 43,955	\$ 23,842				\$ 85,601
MONROE	CIR SUP	\$ 21,136	\$ 16,048	\$ 1,990	\$ 61,442	\$ 28,963	\$ 3,917	\$ 1,755		\$ 135,251
MONTGOMERY	CIRCUIT	\$ 3,318	\$ 6,747		\$ 10,213	\$ 686	\$ 305			\$ 21,269
MONTGOMERY	COUNTY	\$ 12,494	\$ 144	\$ 2,486	\$ 60,223	\$ 34,254	\$ 1,009	\$ 5,830	(I) 615	\$ 117,055
MORGAN	CIR SUP CO	\$ 18,151	\$ 10,015	\$ 2,409	\$ 50,793	\$ 34,789	\$ 1,617	\$ 5,238		\$ 123,012
NEWTON	CIRCUIT	\$ 9,390	\$ 3,522	\$ 1,531	\$ 41,531	\$ 23,904	\$ 168	\$ 4,710	(E) 2,319	\$ 87,075
NOBLE	CIRCUIT	\$ 4,139	\$ 6,855		\$ 808	\$ 328				\$ 12,130
NOBLE	COUNTY	\$ 2,430*		\$ 506*	\$ 35,397*	\$ 6,768*		\$ 1,293*		\$ 46,394*
OHIO	CIR CO	\$ 2,272	\$ 721	\$ 379	\$ 5,339	\$ 5,352	\$ 315	\$ 972	(E) 279	\$ 15,629

Trial Court Revenues For The State

COUNTY	COURT	State Docket Fees	Judicial Fees	County Court Judicial Fees	Fines (State Law Violations)	Prosecutor's Fee (State Portion)	Violent Crime Fund	B.M.V. FEES	Other	Total Revenues For State Funds
ORANGE	CIRCUIT	\$ 2,066	\$ 3,560	\$	\$ 1,207	\$ 368	\$	\$ 23	\$	\$ 7,224
OWEN	CIRCUIT	\$ 6,126	\$ 3,947	\$ 926	\$ 23,199	\$ 15,236	\$ 483	\$ 2,217	\$ 440	\$ 52,574
PARKE	CIRCUIT	\$ 5,770	\$ 3,475	\$ 740	\$ 6,026	\$ 7,121	\$ 21	\$ 1,336	(F) 250	\$ 24,739
PERRY	CIRCUIT	\$ 795	\$ 756	\$ 82	\$ 1,370	\$ 1,176	\$	\$ 210	\$	\$ 4,389
PIKE	CIRCUIT	\$ 2,294 *	\$ 2,455 *	\$ 229 *	\$ 4,186 *	\$ 2,856 *	\$	\$ 579 *	\$	\$ 12,599 *
PORTER	ALL COURTS	\$ 85,375	\$ 29,756	\$ 13,554	\$ 245,109	\$ 182,528	\$ 4,452	\$ 32,660	\$	\$ 593,434
POSEY	CIRCUIT	\$ 2,254	\$ 4,908	\$	\$ 4,707	\$ 238	\$ 126	\$	\$	\$ 12,233
POSEY	COUNTY	\$ 7,590	\$	\$ 1,518	\$ 25,373	\$ 18,756	\$ 588	\$ 3,681	(E) 45	\$ 57,551
PULASKI	CIR CO	\$ 5,377	\$ 2,582	\$ 809	\$ 12,138	\$ 11,638	\$ 357	\$ 1,995	(I) 40	\$ 34,936
PUTNAM	CIRCUIT	\$ 2,698	\$ 6,547	\$	\$ 18,040	\$ 2,457	\$ 864	\$ 3	\$	\$ 30,609
PUTNAM	COUNTY	\$ 12,795	\$	\$ 2,695	\$ 33,671	\$ 35,448	\$ 74	\$ 5,742	(E) 1,640	\$ 92,065
RANDOLPH	CIR CO	\$ 3,128	\$ 6,049	\$ 4	\$ 7,755	\$ 1,369	\$ 242	\$ 48	\$	\$ 18,595
RIPLEY	ALL COURTS	\$ 1,938	\$ 4,268	\$	\$ 1,945	\$ 731	\$ 137	\$ 48	\$	\$ 9,067
RUSH	CIRCUIT	\$ 1,560	\$ 2,995	\$	\$ 6,261	\$ 224	\$	\$	\$	\$ 11,040
RUSH	COUNTY	\$ 5,836	\$	\$ 1,379	\$ 20,245	\$ 15,735	\$ 451	\$ 3,157	(E) 55	\$ 46,858
SCOTT	CIRCUIT	\$ 10,783	\$ 5,579	\$	\$ 29,775	\$ 27,982	\$ 924	\$ 4,723	\$	\$ 79,766
SHELBY	CIR SUP CO	\$ 18,300	\$ 8,867	\$ 2,717	\$ 76,167	\$ 39,210	\$ 1,390	\$ 6,924	\$	\$ 153,575
SPENCER	CIRCUIT	\$ 12,382	\$ 4,839	\$	\$ 55,837	\$ 28,896	\$	\$ 5,853	\$	\$ 107,807
ST. JOSEPH	CIR SUP PROB	\$ 99,940	\$ 45,020	\$ 14,819	\$ 167,979	\$ 208,756	\$ 6,153	\$ 34,693	\$	\$ 577,360
STARKE	CIRCUIT	\$ 2,644	\$ 4,483	\$ 1	\$ 680	\$ 561	\$ 105	\$	\$	\$ 8,474
STEBEN	CIRCUIT	\$ 2,258	\$ 4,282	\$	\$ 979	\$ 182	\$	\$	\$	\$ 7,701
STEBEN	COUNTY	\$ 3,268	\$	\$ 766	\$ 17,982	\$ 9,083	\$	\$ 1,683	\$	\$ 32,782

Trial Court Revenues For The State

COUNTY	COURT	State Docket Fees	Judicial Fees	County Court Judicial Fees	Fines (State Law Violations)	Prosecutor's Fee (State Portion)	Violent Crime Fund	B.M.V. FEES	Other	Total Revenues For State Funds
SULLIVAN	CIR CO	\$ 19,250	\$ 4,745	\$ 1,479	\$ 31,089	\$ 28,403	\$ 420	\$ 5,049		\$ 81,435
SWITZERLAND	CIR CO	\$ 2,515	\$ 1,224	\$ 457	\$ 7,025	\$ 5,089	\$ 242	\$ 831	(E) 105	\$ 17,488
TIPPECANOE	CIRCUIT	\$ 1,729	\$ 6,661		\$ 201	\$ 196				\$ 8,787
TIPPECANOE	COUNTY	\$ 25,076	\$ 1,449	\$ 4,786	\$ 65,836	\$ 67,004	\$ 1,344	\$ 13,503		\$ 178,998
TIPPECANOE	SUPERIOR 1	\$ 5,132	\$ 6,606			\$ 118				\$ 11,856
TIPPECANOE	SUPERIOR 2	\$ 3,014	\$ 3,876		\$ 525	\$ 42				\$ 7,457
TIPTON	CIRCUIT	\$ 1,529	\$ 3,008			\$ 406		\$ 27		\$ 4,970
UNION	CIRCUIT	\$ 1,873	\$ 2,507	\$ 282	\$ 11,037	\$ 6,490	\$ 329	\$ 1,059		\$ 23,577
VANDEBURGH	CIR SUP	\$ 62,329	\$ 32,649	\$ 8,877	\$169,845	\$116,937	\$ 1,355	\$ 20,118	(D) 545	\$ 412,655
VERMILLION	CIRCUIT	\$ 2,488	\$ 3,774	\$ 121	\$ 3,269	\$ 2,086	\$ 11	\$ 357		\$ 12,106
VIGO	CIR SUP CO	\$ 22,011	\$ 22,106	\$ 1,761	\$ 12,808	\$ 25,266				\$ 83,952
WABASH	CIRCUIT	\$ 3,215	\$ 6,063	\$ 69	\$ 5,942	\$ 867	\$ 74			\$ 16,230
WABASH	COUNTY	\$ 2,009		\$ 548	\$ 3,507	\$ 5,216	\$ 21	\$ 705		\$ 12,006
WARREN	CIR	\$ 6,695	\$ 1,609	\$ 1,157	\$ 27,539	\$ 16,226		\$ 3,225		\$ 56,451
WARRICK	CIR SUP	\$ 20,236	\$ 10,832		\$ 32,136	\$ 42,828		\$ 3,836		\$ 109,868
WASHINGTON	CIRCUIT	\$ 2,701	\$ 3,901		\$ 10,796	\$ 14,532	\$ 1,712			\$ 33,642
WAYNE	CIR SUP 1 & 2	\$ 7,395	\$ 14,248		\$ 3,217	\$ 494			(D) 18	\$ 25,372
WAYNE	COUNTY	\$ 27,815	\$ 386	\$ 5,484	\$204,926	\$ 77,009	\$ 1,334	\$ 16,016	(E) 35	\$ 333,005
WELLS	CIRCUIT	\$ 1,876	\$ 5,620		\$ 1,195	\$ 162				\$ 8,853
WELLS	COUNTY	\$ 10	\$ 200	\$ 3	\$ 70	\$ 80	\$ 1			\$ 364
WHITE	CIRCUIT	\$ 2,976	\$ 4,944		\$ 118	\$ 249	\$ 84			\$ 8,371
WHITE	COUNTY	\$ 9,373		\$ 1,966	\$ 16,064	\$ 25,848	\$ 588	\$ 4,291		\$ 58,130

Trial Court Revenues For The State

<u>COUNTY</u>	<u>COURT</u>	State Docket Fees	Judicial Fees	County Court Judicial Fees	Fines (State Law Violations)	Prosecutor's Fee (State Portion)	Violent Crime Fund	B.M.V. FEES	Other	Total Revenues For State Funds
WHITLEY	CIRCUIT	\$ 3,408	\$ 5,186	\$	\$ 564	\$ 1,606	\$ 462	\$	(F) 25	\$ 11,251
WHITLEY	COUNTY	\$ 30	\$	\$ 189	\$ 9,126	\$ 1,186	\$ 462	\$ 117	\$	\$ 11,110

Trial Court Revenues For The County

<u>COUNTY</u>	<u>COURT</u>	<u>Court Costs</u>	<u>County Docket Fees</u>	<u>Service of Process Fees</u>	<u>Sheriff's Pension Fund</u>	<u>Jury Fees</u>	<u>Support Fees</u>	<u>Prosecutor's Fee (County Portion)</u>	<u>Other</u>	<u>Total Revenues For County Funds</u>
ADAMS	CIRCUIT	\$ 3,597	\$ 570	\$ 1,350	\$	\$	\$ 675	\$ 44	\$(A) 1,294	\$ 7,530
ADAMS	COUNTY	\$	\$ 9,403	\$ 1,465	\$	\$	\$	\$ 3,572	\$	\$ 14,440
ALLEN	CIR SUP	\$256,160	\$	\$ 6,026	\$ 67,899	\$	\$ 18,107	\$ 73,037	\$	\$ 421,229
BARTHOLOMEW	CIRCUIT	\$ 5,163	\$	\$ 4,000	\$	\$ 202	\$ 2,974	\$	\$(A) 1,546	\$ 13,885
BARTHOLOMEW	COUNTY	\$	\$ 37,278	\$ 1,963	\$	\$	\$	\$ 17,612	\$	\$ 56,853
BARTHOLOMEW	SUPERIOR	\$ 7,800	\$	\$ 3,734	\$	\$	\$ 2,000	\$	\$(A) 1,000	\$ 14,534
BENTON	CIRCUIT	\$ 2,649	\$ 5,651	\$ 526	\$ 282	\$	\$ 580	\$ 3,436	\$(A) 1,992	\$ 15,116
BLACKFORD	CIRCUIT	\$ 2,918	\$ 5,380	\$ 2,433	\$	\$	\$ 1,282	\$ 36	\$	\$ 12,049
BOONE	CIRCUIT	\$ 2,235	\$	\$ 1,063	\$	\$	\$	\$ 12	\$	\$ 3,310
BOONE	COUNTY	\$ 816	\$ 12,390	\$ 1,250	\$	\$	\$	\$ 4,218	\$	\$ 18,674
BOONE	SUPERIOR	\$ 6,106	\$	\$ 1,813	\$	\$	\$	\$ 100	\$	\$ 8,019
BROWN	CIRCUIT	\$ 2,146	\$ 6,208	\$ 876	\$ 842	\$	\$ 470	\$ 4,092	\$(A) 1,041	\$ 15,675
CARROLL	CIRCUIT	\$ 4,108	\$ 9,961	\$ 2,185	\$	\$	\$ 1,680	\$ 4,458	\$(A) 1,143	\$ 23,535
CASS	CIRCUIT	\$ 8,698	\$	\$ 798	\$ 2,789	\$ 10	\$ 4,742	\$ 20	\$(A) 2,347	\$ 19,404
CASS	SUPERIOR	\$ 1,430	\$ 15,777	\$ 168	\$ 8,244	\$ 10	\$	\$ 5,172	\$ 16	\$ 30,817
CLARK	CIRCUIT	\$ 1,750	\$ 2,610	\$	\$	\$	\$	\$ 12	\$	\$ 4,372
CLARK	COUNTY	\$ 15,463	\$ 29,175	\$ 5,772	\$	\$ 30	\$	\$ 23,340	\$	\$ 73,780
CLARK	SUPERIOR	\$ 8,202	\$	\$ 6,180	\$	\$	\$ 1,875	\$	\$(B) 3,118	\$ 19,375
CLAY	CIRCUIT	\$ 4,888	\$	\$ 1,812	\$	\$ 33	\$ 40	\$ 170	\$	\$ 6,943
CLAY	COUNTY	\$	\$ 12,317	\$ 1,068	\$	\$	\$	\$ 6,158	\$ 321	\$ 19,864
CLINTON	CIRCUIT	\$ 8,621	\$	\$ 2,084	\$	\$ 23	\$ 3,215	\$ 136	\$(A) \$(B) 2,330	\$ 16,409
CLINTON	COUNTY	\$ 544	\$ 10,783	\$ 3,818	\$	\$ 6	\$	\$ 4,274	\$(A) \$(K) 816	\$ 20,241

Trial Court Revenues For The County

COUNTY	COURT	Court Costs	County Docket Fees	Service of Process Fees	Sheriff's Pension Fund	Jury Fees	Support Fees	Prosecutor's Fee (County Portion)	Other	Total Revenues For County Funds
CRAWFORD	CIR & CO	\$ 1,179	\$ 5,151	\$ 798	\$	\$	\$ 10	\$ 3,371	\$ 444	\$ 10,953
DAVISS	CIRCUIT	\$ 4,323	\$ 9	\$ 384	\$ 1,952	\$	\$ 1,515	\$ 64	\$	\$ 8,247
DEARBORN	CIRCUIT	\$ 3,953	\$	\$ 2,173	\$ 395	\$	\$ 102	\$	\$ 4,717	\$ 11,340
DEARBORN	COUNTY	\$	\$ 11,372	\$ 1,095	\$ 8	\$	\$	\$ 2,252	\$	\$ 14,727
DECATUR	CIRCUIT	\$ 4,944	\$	\$ 1,216	\$	\$	\$ 700	\$	(A) 1,074	\$ 7,934
DECATUR	COUNTY	\$ 48	\$ 14,841	\$ 390	\$	\$	\$	\$ 10,920	(B) 1,834	\$ 28,033
DEKALB	CIRCUIT	\$ 6,017	\$	\$ 1,223	\$	\$ 10	\$ 5,775	\$ 17	\$	\$ 13,042
DEKALB	SUPERIOR	\$ 2,889	\$ 16,725	\$ 696	\$ 4,768	\$ 20	\$	\$ 5,094	\$	\$ 30,192
DELAWARE	CIR SUP CO	\$ 22,980	\$ 26,481	\$ 2,448	\$ 17,629	\$ 30	\$ 26,730	\$ 2,728	(A) 2,949	\$ 101,975
DUBOIS	CIRCUIT	\$ 5,790	\$	\$ 2,568	\$	\$	\$ 2,630	\$ 432	\$	\$ 11,420
DUBOIS	COUNTY	\$	\$ 11,763	\$ 312	\$	\$	\$	\$ 6,896	(A) 36	\$ 19,007
ELKHART	(COUNTY ELK)	\$	\$ (21,006)	\$ (10,236)	\$	\$ (30)	\$	\$ (726)	(A) (177)	\$ (32,175)
ELKHART	CIRCUIT	\$ 10,347	\$	\$ 2,353	\$	\$	\$ 6,842	\$ 200	(B) 1,834	\$ 21,576
ELKHART	COUNTY GOS	\$	\$ 33,586	\$ 2,141	\$	\$	\$	\$ 20,236	\$ 230	\$ 56,193
ELKHART	SUP CO-ELK	\$ 19,332	\$ 20,786	\$ 22,280	\$ 1,416	\$ 198	\$ 3,327	\$ 1,234	\$ 4,195	\$ 72,768
FAYETTE	CIR CO	\$ 5,565	\$ 13,181	\$ 8,352	\$	\$	\$ 1,770	\$ 6,564	(A)(B) 1,533	\$ 36,965
FLOYD	CIR SUP	\$ 9,246	\$	\$ 2,322	\$	\$	\$ 470	\$ 24	\$	\$ 12,062
FLOYD	COUNTY	\$ 1,995	\$ 12,345	\$ 3,960	\$	\$	\$	\$ 4,544	\$ 2	\$ 22,846
FOUNTAIN	CIRCUIT	\$ 4,362	\$ 4,896	\$ 1,912	\$	\$	\$ 1,530	\$ 994	(H) 3,881	\$ 17,575
FRANKLIN	CIRCUIT	\$ 4,220	\$ 6,540	\$ 140	\$ 1,771	\$	\$ 1,110	\$ 4,063	(A) 927	\$ 18,771
FULTON	CIR CO	\$ 6,118	\$ 15,496	\$ 4,021	\$	\$ 1,545	\$ 1,912	\$ 7,646	(B) 219	\$ 36,957
GIBSON	CIR CO	\$ 6,209	\$ 20,121	\$ 4,653	\$	\$ 10	\$ 530	\$ 10,992	\$	\$ 42,515

Trial Court Revenues For The County

COUNTY	COURT	Court Costs	County Docket Fees	Service of Process Fees	Sheriff's Pension Fund	Jury Fees	Support Fees	Prosecutor's Fee (County Portion)	Other	Total Revenues For County Funds
GRANT	CIRCUIT	\$ 5,405	\$	\$ 401	\$ 420	\$	\$ 160	\$ 88	(G) 70	\$ 6,544
GRANT	COUNTY	\$	\$ 27,366	\$ 51	\$ 4,854	\$	\$	\$ 3,304	\$ 553	\$ 36,128
GRANT	SUPERIOR I	\$ 6,418	\$	\$ 2,612	\$ 2,509	\$	\$ 1,520	\$ 37	(G) 2,250	\$ 15,346
GRANT	SUPERIOR II	\$ 3,238	\$	\$ 667	\$ 1,463	\$	\$ 500	\$ 56	(G) 306	\$ -6,230
GREENE	CIRCUIT	\$ 7,328	\$ 80	\$ 822	\$ 1,439	\$ 13	\$ 440	\$ 143	\$	\$ 10,265
GREENE	COUNTY	\$	\$ 14,267	\$	\$ 1,262	\$	\$	\$ 6,184	\$	\$ 21,713
HAMILTON	CIRCUIT	\$ 6,667	\$	\$ 1,530	\$ 1,278	\$	\$ 2,000	\$ 158	\$ 1,315	\$ 12,948
HAMILTON	COUNTY	\$ 1,354	\$ 34,560	\$ 678	\$ 2,688	\$	\$ 10	\$ 14,012	(A) 26	\$ 53,328
HAMILTON	SUPERIOR	\$ 6,872	\$	\$ 1,938	\$ 1,896	\$	\$ 2,600	\$ 164	(A) 2,207	\$ 15,677
HANCOCK	CIRCUIT	\$ 3,666	\$	\$ 1,174	\$ 138	\$ 220	\$	\$ 16	(A) 1,622	\$ 6,836
HANCOCK	COUNTY	\$ 411	\$ 28,442	\$ 1,766	\$	\$	\$	\$ 17,941	(A) 1,051	\$ 49,611
HANCOCK	SUPERIOR	\$ 6,161	\$	\$ 2,290	\$ 324	\$	\$	\$ 32	(A)(J) 2,246	\$ 11,053
HARRISON	CIRCUIT	\$ 3,784	\$	\$ 1,640	\$	\$	\$ 940	\$ 49	(A) 670	\$ 7,083
HARRISON	COUNTY	\$ 24	\$ 12,353	\$ 264	\$	\$	\$	\$ 7,364	\$ 3	\$ 20,008
HENDRICKS	CIR SUP I-II	\$ 10,844	\$ 29,291	\$ 5,193	\$ 2,639	\$ 10	\$ 1,970	\$ 19,454	\$	\$ 69,401
HENRY	ALL COURTS	\$ 9,784	\$ 18,355	\$ 7,102	\$	\$	\$ 2,590	\$ 5,480	(A)(B) 960	\$ 44,271
HOWARD	CIRCUIT	\$ 7,611	\$ 2,921	\$ 2,171	\$	\$	\$ 6,290	\$ 168	(A)(B) 2,190	\$ 21,351
HOWARD	COUNTY	\$ 228	\$ 27,055	\$ 13,271	\$	\$	\$	\$ 3,632	(A) 1,855	\$ 46,041
HOWARD	SUP 2	\$ 6,256	\$ 38	\$ 4,802	\$	\$ 15	\$ 2,580	\$ 196	(A)(B) 1,573	\$ 15,460
HOWARD	SUPERIOR 1	\$ 5,634	\$	\$ 4,025	\$	\$ 45	\$ 5,615	\$ 126	\$	\$ 15,445
HUNTINGTON	CIRCUIT	\$ 5,533	\$	\$	\$ 2,617	\$	\$ 4,465	\$ 40	(A)(B) 2,483	\$ 15,138
HUNTINGTON	COUNTY	\$ 260	\$ 20,289	\$	\$ 2,956	\$	\$	\$ 9,408	(A) 487	\$ 33,400

Trial Court Revenues For The County

<u>COUNTY</u>	<u>COURT</u>	<u>Court Costs</u>	<u>County Docket Fees</u>	<u>Service of Process Fees</u>	<u>Sheriff's Pension Fund</u>	<u>Jury Fees</u>	<u>Support Fees</u>	<u>Prosecutor's Fee (County Portion)</u>	<u>Other</u>	<u>Total Revenues For County Funds</u>
JACKSON	CIRCUIT	\$ 5,885	\$	\$ 919	\$	\$ 20	\$ 2,350	\$ 1,935	\$ (A)(B) 3,044	\$ 14,153
JACKSON	COUNTY	\$	\$ 43,243	\$ 966	\$	\$ 100	\$	\$ 28,360	\$	\$ 72,669
JASPER	CIRCUIT	\$ 5,439	\$	\$ 1,175	\$	\$	\$ 270	\$	\$	\$ 6,884
JASPER	COUNTY	\$	\$ 18,549	\$ 2,255	\$	\$ 776	\$	\$ 8,298	\$ (A) 1,096	\$ 30,974
JAY	CIRCUIT	\$ 5,206	\$	\$ 1,848	\$	\$	\$ 2,720	\$ 52	\$ (A) 1,238	\$ 11,064
JAY	COUNTY	\$ 600	\$ 6,939	\$ 2,996	\$	\$	\$	\$ 960	\$	\$ 11,495
JEFFERSON	CIR CO	\$ 5,486	\$ 14,650	\$ 3,537	\$	\$	\$ 4,980	\$ 5,408	\$ (A)(B) 1,761	\$ 35,822
JENNINGS	CIRCUIT	\$ 4,256	\$ 2,707	\$ 1,035	\$ 2,927	\$	\$ 1,300	\$ 164	\$	\$ 12,389
JOHNSON	(COUNTY)	\$ (987)	\$ (13,645)	\$ (6,591)	\$	\$ (80)	\$	\$ (2,920)	\$	\$ (24,223)
JOHNSON	CIR SUP CO	\$ 16,639	\$ 13,125	\$ 6,257	\$ 1,454	\$ 179	\$ 7,965	\$ 3,114	\$ (A)(B) 9,582	\$ 58,315
KNOX	CIRCUIT	\$ 3,898	\$	\$ 591	\$	\$	\$	\$	\$ (A)(B) 671	\$ 5,160
KNOX	COUNTY	\$ 528	\$ 26,436	\$ 1,434	\$	\$	\$	\$ 9,520	\$ (B) 41	\$ 37,959
KNOX	SUPERIOR	\$ 2,729	\$	\$ 1,935	\$	\$	\$ 1,401	\$ 96	\$	\$ 6,161
KOSCIUSKO	CIR SUP	\$ 11,792	\$	\$ 20,783	\$	\$ 118	\$ 9,530	\$ 160	\$ (A) 4,331	\$ 46,714
KOSCIUSKO	COUNTY	\$	\$ 33,036	\$ 7,450	\$	\$	\$	\$ 15,564	\$	\$ 56,050
LAGRANGE	CIRCUIT	\$ 3,557	\$	\$ 524	\$ 672	\$ 673	\$ 1,760	\$ 24	\$ (A) 786	\$ 7,996
LAGRANGE	COUNTY	\$ 6	\$ 17,020	\$ 390	\$	\$	\$	\$ 11,728	\$ 178	\$ 29,322
LAKE	CIR CO 1 & 2	\$ 33,375	\$ 112,122	\$ 9,924	\$ 31,854	\$ 49	\$ 2,050	\$ 71,640	\$ (A) 21,009	\$ 282,023
LAKE	SUP CRM 1-4	\$ 2,440	\$	\$ 2,306	\$	\$ 96	\$	\$ 967	\$ 40,744 ²	\$ 46,553
LAKE	SUP 3/4 CO 3	\$ 22,351	\$ 12,999	\$ 23,267	\$	\$ 30	\$	\$ 19	\$ (B) 2,794	\$ 61,460
LAKE	SUPERIOR 1/5	\$ 15,588	\$	\$ 5,193	\$ 9,075	\$ 39	\$	\$ 10	\$ 4,977	\$ 34,882
LAKE	SUPERIOR 2	\$ 12,220	\$	\$ 7,268	\$	\$	\$	\$ 15	\$ (A) 3,957	\$ 23,460

Trial Court Revenues For The County

<u>COUNTY</u>	<u>COURT</u>	<u>Court Costs</u>	<u>County Docket Fees</u>	<u>Service of Process Fees</u>	<u>Sheriff's Pension Fund</u>	<u>Jury Fees</u>	<u>Support Fees</u>	<u>Prosecutor's Fee (County Portion)</u>	<u>Other</u>	<u>Total Revenues For County Funds</u>
LAPORTE	CIRCUIT	\$ 9,661	\$ 27,923	\$ 6,266	\$	\$ 13	\$ 2,350	\$ 15,136	\$ 4,093	\$ 65,442
LAPORTE	COUNTY MC	\$	\$ 48,020	\$ 5,176	\$	\$	\$	\$ 21,620	\$	\$ 74,816
LAPORTE	COUNTY/LP	\$	\$ 7,241	\$ 622	\$	\$	\$	\$ 3,644	\$	\$ 11,507
LAPORTE	SUPERIOR 1	\$ 7,300	\$	\$ 3,319	\$	\$ 585	\$ 1,950	\$	\$	\$ 13,154
LAPORTE	SUPERIOR 2	\$ 1,749	\$	\$ 1,614	\$	\$	\$ 120	\$	\$	\$ 3,483
LAWRENCE	CIRCUIT	\$ 5,636	\$	\$ 606	\$ 1,524	\$ 13	\$ 390	\$ 60	\$	\$ 8,229
LAWRENCE	COUNTY	\$ 84	\$ 37,643	\$ 1,042	\$	\$ 6	\$	\$ 21,241	\$ (A) 57	\$ 60,073
LAWRENCE	SUPERIOR	\$ 2,142	\$	\$	\$ 558	\$ 1,302	\$ 230	\$ 88	\$	\$ 4,320
MADISON	ALL COURTS	\$ 59,481	\$ 32,595	\$ 18,490	\$	\$	\$ 6,713	\$ 1,721	\$ (A)(B) 13,456	\$ 132,456
MARION	ALL COURTS	\$346,823	\$1,098,636	\$ 37,436	\$ 79,879	\$ 600	\$ 96,268	\$274,431	\$ 87,268 ¹	\$2,021,341
MARSHALL	CIR SUP CO	\$ 9,989	\$ 8,602	\$ 536	\$ 7,999	\$ 1,651	\$ 2,235	\$ 2,730	\$	\$ 33,742
MARTIN	CIR CO	\$ 4,867	\$ 1,930	\$ 55	\$ 1,356	\$	\$ 250	\$ 3,092	\$	\$ 11,550
MIAMI	CIRCUIT	\$ 3,313	\$	\$ 1,113	\$	\$	\$ 7,145	\$ 82	\$ 2,004	\$ 13,657
MIAMI	SUPERIOR	\$	\$ 14,132	\$ 13,793	\$	\$	\$ 332	\$ 6,806	\$ (A)(B) 343	\$ 35,406
MONROE	CIR SUP	\$ 17,386	\$ 27,456	\$ 6,210	\$	\$ 109	\$ 8,330	\$ 8,336	\$ (A)(B) 8,201	\$ 76,028
MONTGOMERY	CIRCUIT	\$ 8,982	\$	\$ 896	\$ 3,072	\$	\$ 7,940	\$ 200	\$ (A) 3,620	\$ 24,710
MONTGOMERY	COUNTY	\$ 96	\$ 24,568	\$	\$ 2,610	\$	\$	\$ 9,785	\$	\$ 37,059
MORGAN	CIR SUP CO	\$ 10,224	\$ 21,172	\$ 1,470	\$ 6,227	\$	\$ 750	\$ 9,954	\$ (A) 1,118	\$ 50,915
NEWTON	CIRCUIT	\$ 3,601	\$ 10,320	\$ 2,118	\$	\$ 13	\$ 290	\$ 6,832	\$ (A) 7,002	\$ 30,176
NOBLE	CIRCUIT	\$ 6,343	\$	\$ 1,220	\$ 1,971	\$	\$ 410	\$ 52	\$ (A) 1,768	\$ 11,764
NOBLE	COUNTY	\$	\$ 4,619*	\$ 349*	\$	\$	\$	\$ 1,924*	\$ 245*	\$ 7,137*
OHIO	CIR CO	\$ 659	\$ 2,892	\$ 384	\$	\$	\$ 310	\$ 1,520	\$ (A) 1,195	\$ 6,960

Trial Court Revenues For The County

<u>COUNTY</u>	<u>COURT</u>	<u>Court Costs</u>	<u>County Docket Fees</u>	<u>Service of Process Fees</u>	<u>Sheriff's Pension Fund</u>	<u>Jury Fees</u>	<u>Support Fees</u>	<u>Prosecutor's Fee (County Portion)</u>	<u>Other</u>	<u>Total Revenues For County Funds</u>
ORANGE	CIRCUIT	\$ 3,384	\$ 7,367	\$ 2,108	\$	\$	\$ 295	\$ 122	\$ (A) 2,237	\$ 15,513
OWEN	CIRCUIT	\$ 4,791	\$ 7,311	\$ 3,012	\$	\$ 102	\$ 1,430	\$ 4,360	\$ (A)(B) 2,250	\$ 23,256
PARKE	CIRCUIT	\$ 2,929	\$ 6,332	\$ 1,763	\$	\$	\$ 70	\$ 3,012	\$ (A) 1,634	\$ 15,740
PERRY	CIRCUIT	\$ 832	\$ 2,060	\$ 48	\$ 330	\$	\$	\$ 336	\$	\$ 3,606
PIKE	CIRCUIT	\$ 2,664*	\$ 2,797*	\$ 1,392*	\$	\$	\$ 1,020*	\$ 980*	\$	\$ 8,853*
PORTER	ALL COURTS	\$ 23,354	\$ 79,781	\$ 11,568	\$	\$ 40	\$ 2,787	\$ 52,065	\$ (A) 7,354	\$ 176,949
POSEY	CIRCUIT	\$ 4,259	\$	\$ 1,218	\$	\$	\$ 970	\$ 68	\$ (A) 4,258	\$ 10,773
POSEY	COUNTY	\$	\$ 7,590	\$ 54	\$	\$	\$	\$ 5,964	\$	\$ 13,608
PULASKI	CIR CO	\$ 3,602	\$ 5,991	\$ 1,682	\$	\$	\$ 1,150	\$ 3,315	\$ 2,836	\$ 18,576
PUTNAM	CIRCUIT	\$ 6,719	\$	\$ 2,752	\$	\$	\$ 400	\$ 684	\$ (A) 2,457	\$ 13,012
PUTNAM	COUNTY	\$ 579	\$ 19,499	\$ 756	\$	\$	\$	\$ 10,128	\$ (A) 119	\$ 31,081
RANDOLPH	CIR CO	\$ 8,098	\$ 6,689	\$ 5,989	\$	\$	\$ 4,780	\$ 372	\$ (A) 1,856	\$ 27,784
RIPLEY	ALL COURTS	\$ 4,520	\$ 4,816	\$ 2,085	\$	\$	\$ 660	\$ 238	\$	\$ 12,319
RUSH	CIRCUIT	\$ 3,578	\$	\$ 1,375	\$	\$ 10	\$ 760	\$ 68	\$ (A) 1,415	\$ 7,206
RUSH	COUNTY	\$	\$ 11,006	\$ 1,736	\$	\$	\$	\$ 4,510	\$ (A) 11	\$ 17,263
SCOTT	CIRCUIT	\$ 10,387	\$ 7,443	\$ 7,995	\$	\$	\$ 720	\$ 8,052	\$	\$ 34,597
SHELBY	CIR SUP CO	\$ 10,941	\$ 20,543	\$ 5,871	\$	\$	\$ 3,900	\$ 11,200	\$	\$ 52,455
SPENCER	CIRCUIT	\$ 2,868	\$ 10,238	\$ 4,229	\$	\$	\$ 167	\$ 8,257	\$ (A) 812	\$ 26,571
ST. JOSEPH	CIR SUP PROB	\$ 44,377	\$ 150,718	\$	\$ 67,753	\$ 48	\$ 33,845	\$ 59,648	\$ (B) 2,453	\$ 358,842
STARKE	CIRCUIT	\$ 5,855	\$	\$	\$ 1,948	\$ 15	\$ 910	\$ 170	\$ 3,700	\$ 12,598
STEBEN	CIRCUIT	\$ 4,911	\$	\$ 1,117	\$	\$ 24	\$ 2,365	\$ 12	\$	\$ 8,429
STEBEN	COUNTY	\$	\$ 7,127	\$ 966	\$	\$	\$	\$ 2,508	\$	\$ 10,601

Trial Court Revenues For The County

<u>COUNTY</u>	<u>COURT</u>	<u>Court Costs</u>	<u>County Docket Fees</u>	<u>Service of Process Fees</u>	<u>Sheriff's Pension Fund</u>	<u>Jury Fees</u>	<u>Support Fees</u>	<u>Prosecutor's Fee (County Portion)</u>	<u>Other</u>	<u>Total Revenues For County Funds</u>
SULLIVAN	CIR CO	\$ 5,059	\$ 14,771	\$ 2,229	\$	\$	\$ 830	\$ 6,859	\$ 3,055	\$ 32,803
SWITZERLAND	CIR CO	\$ 1,626	\$ 5,164	\$ 170	\$ 996	\$	\$ 870	\$ 1,437	(A) 236	\$ 10,499
TIPPECANOE	CIRCUIT	\$ 13,343	\$	\$ 618	\$ 1,215	\$	\$ 730	\$ 44	(A) 1,396	\$ 17,346
TIPPECANOE	COUNTY	\$ 634	\$ 53,861	\$ 168	\$ 10,546	\$ 10	\$	\$ 19,148	\$	\$ 84,367
TIPPECANOE	SUPERIOR 1	\$ 4,731	\$	\$ 1,650	\$ 3,051	\$	\$ 4,198	\$ 32	\$ 2	\$ 13,664
TIPPECANOE	SUPERIOR 2	\$ 2,818	\$	\$ 1,140	\$ 5,456	\$	\$ 2,685	\$ 12	\$ 15	\$ 12,126
TIPTON	CIRCUIT	\$ 4,492	\$	\$ 858	\$	\$	\$ 1,285	\$ 116	(A)(B) 2,309	\$ 9,060
UNION	CIRCUIT	\$ 3,656	\$ 1,450	\$ 1,485	\$ 83	\$	\$ 555	\$ 1,896	(A) 632	\$ 9,757
VANDEBURGH	CIR SUP	\$ 48,042	\$ 93,623	\$ 5,049	\$ 29,265	\$ 221	\$ 6,441	\$ 33,407	\$	\$ 216,048
VERMILLION	CIRCUIT	\$ 3,638	\$ 2,730	\$ 2,040	\$	\$	\$ 135	\$ 596	\$	\$ 9,139
VIGO	CIR SUP CO	\$ 26,250	\$ 31,845	\$ 9,676	\$	\$	\$ 650	\$ 7,254	(B) 6,258	\$ 81,933
WABASH	CIRCUIT	\$ 5,443	\$	\$ 459	\$ 3,318	\$ 26	\$ 1,094	\$ 1,696	\$	\$ 12,036
WABASH	COUNTY	\$ 693	\$ 6,235	\$ 576	\$ 76	\$	\$	\$ 1,548	\$	\$ 9,128
WARREN	CIR	\$ 4,569	\$ 5,755	\$ 1,848	\$	\$ 10	\$ 210	\$ 4,624	\$	\$ 17,016
WARRICK	CIR SUP	\$ 11,958	\$ 15,136	\$ 2,706	\$	\$ 10	\$ 1,716	\$ 12,240	\$	\$ 43,766
WASHINGTON	CIRCUIT	\$ 3,346	\$ 5,850	\$ 3,789	\$	\$	\$ 440	\$ 4,144	\$	\$ 17,569
WAYNE	CIR SUP 1 & 2	\$ 17,308	\$	\$ 6,819	\$	\$	\$ 1,595	\$ 136	(A)(B) 5,250	\$ 31,108
WAYNE	COUNTY	\$	\$ 47,706	\$ 4,902	\$	\$	\$	\$ 21,991	\$	\$ 74,599
WELLS	CIRCUIT	\$ 4,094	\$	\$ 871	\$	\$	\$ 1,845	\$ 43	(A)(B) 5,353	\$ 12,206
WELLS	COUNTY	\$ 447	\$ 3,955	\$ 718	\$	\$	\$	\$ 16	\$ 18	\$ 5,154
WHITE	CIRCUIT	\$ 7,084	\$	\$ 1,735	\$	\$ 3	\$ 960	\$ 78	(A)(B) 2,073	\$ 11,933
WHITE	COUNTY	\$	\$ 18,676	\$ 2,011	\$	\$	\$	\$ 7,400	\$	\$ 28,087

Trial Court Revenues For The County

<u>COUNTY</u>	<u>COURT</u>		
WHITLEY	CIRCUIT	\$ 7,413	Court Costs
WHITLEY	COUNTY	\$ 4,355	County Docket Fees
		\$ 1,983	Service of Process Fees
		\$ 827	
		\$	Sheriff's Pension Fund
		\$	
		\$	Jury Fees
		\$ 3,700	Support Fees
		\$ 548	Prosecutor's Fee (County Portion)
		\$ 364	
		\$	
		\$	Other
		\$ 13,644	Total Revenues For County Funds
		\$ 5,546	

KEY AND FOOTNOTES FOR REVENUES

- A) Miscellaneous
- B) Certified Mail
- C) Municipal Prosecutor's Fee
- D) State Counsel Fee
- E) Fish and Game
- F) Department of Conservation Fee
- G) Citations
- H) Administration Fee
- I) Department of Natural Resources
- J) Change of Venue
- K) Pauper Attorney Fee

* Means the figure was estimated.

1) Marion County		
Counseling Fees -----		\$76,670
A.R.T. Fees -----		\$ 6,553
Bond Administration Fees -----		\$ 4,045
	TOTAL	\$87,268
2) Lake Criminal		
Administration Fee -----		\$39,934
Miscellaneous -----		\$ 810
	TOTAL	\$40,744

Circuit and Superior Court Expenditures

<u>COUNTY</u>	<u>COURT</u>	Judge(s) - Salary Part Paid by County	Court Commis- sioner(s)	Court Reporter(s)	Court Bailliff(s)	Probation Officer(s)	Probation Office Staff (Secy., etc.)
ADAMS	CIRCUIT	\$ 4,500	\$	\$ 21,000	\$ 6,060	\$ 15,240	\$
ALLEN	CIRCUIT	\$ 9,500	\$	\$ 11,700	\$ 11,500	\$ 98,900	\$ 16,610
ALLEN	SUPERIOR	\$ 76,000	\$ 25,637	\$ 84,652	\$	\$	\$ 416,340
BARTHOLOMEW	CIRCUIT	\$ 6,500	\$	\$ 9,566	\$ 3,000	\$ 30,600	\$ 7,566
BARTHOLOMEW	SUPERIOR	\$ 6,500	\$	\$ 8,908	\$ 6,000	\$	\$
BENTON	CIRCUIT	\$ 5,040	\$	\$ 8,640	\$ 4,500	\$ 5,000	\$
BLACKFORD	CIRCUIT	\$ 5,500	\$	\$ 16,007	\$ 8,150	\$ 10,150	\$ 1,481
BOONE	CIRCUIT	\$ 6,500	\$	\$ 14,770	\$	\$ 8,000	\$
BOONE	SUPERIOR	\$ 6,500	\$	\$ 15,330	\$ 7,860	\$	\$
BROWN	CIRCUIT	\$ 6,000	\$	\$ 14,600	\$ 2,800	\$ 6,900	\$
CARROLL	CIR CCF	\$	\$ 2,750	\$	\$	\$	\$
CARROLL	CIRCUIT	\$ 4,500	\$	\$ 14,500	\$ 4,200	\$ 8,800	\$ 2,100
CASS	CIRCUIT	\$ 6,500	\$ 1,200	\$ 8,500	\$ 6,700	\$ 9,500	\$
CASS	SUPERIOR	\$ 6,500	\$ 500	\$ 8,000	\$ 6,000	\$	\$
CLARK	CIRCUIT	\$ 6,500	\$	\$ 20,700	\$ 5,650	\$ 1,700	\$
CLARK	SUPERIOR	\$ 6,500	\$	\$ 11,700	\$ 5,650	\$	\$
CLAY	CIRCUIT	\$ 4,500	\$	\$ 15,021	\$ 2,592	\$ 7,828	\$
CLINTON	CIRCUIT	\$ 6,500	\$	\$ 7,500	\$	\$ 10,000	\$
CRAWFORD	CIRCUIT	\$ 1,500	\$	\$ 2,464	\$ 1,183	\$ 5,100	\$
DAVISS	CIRCUIT	\$ 4,500	\$	\$ 9,185	\$ 1,390	\$ 21,340	\$
DEARBORN	CIRCUIT	\$ 5,850	\$	\$ 18,100	\$ 4,931	\$ 8,900	\$ 300
DECATUR	CIRCUIT	\$ 4,500	\$	\$ 10,632	\$ 11,650	\$	\$
DEKALB	CIRCUIT	\$ 6,500	\$	\$ 19,070	\$ 6,886	\$ 11,300	\$ 2,940

Circuit and Superior Court Expenditures

<u>COUNTY</u>	<u>COURT</u>	Judge(s) - Salary Part Paid by County	Court Commis- sioner(s)	Court Reporter(s)	Court Bailiff(s)	Probation Officer(s)	Probation Office Staff (Secy., etc.)
DEKALB	SUPERIOR	\$ 6,500	\$	\$ 9,135	\$ 6,735	\$	\$
DELAWARE	CIRCUIT	\$ 9,500	\$ 12,500	\$ 11,200	\$ 20,000	\$ 14,066	\$
DELAWARE	SUPERIOR 1	\$ 9,500	\$	\$ 10,275	\$ 18,470	\$	\$
DELAWARE	SUPERIOR 2	\$ 9,500	\$ 12,500	\$ 10,400	\$ 20,000	\$ 11,162	\$
DUBOIS	CIRCUIT	\$ 5,005	\$	\$ 10,650	\$	\$ 8,650	\$
ELKHART	CIRCUIT	\$ 9,500	\$	\$ 15,600	\$ 9,012	\$ 37,770	\$ 9,608
ELKHART	PROB. DEPT.	\$	\$	\$	\$	\$	\$
ELKHART	PUBLIC DEF.	\$	\$	\$	\$	\$	\$
ELKHART	SUP 2 JUV DIV	\$	\$ 8,000	\$	\$	\$	\$
ELKHART	SUPERIOR 1	\$ 9,500	\$	\$ 13,305	\$ 880	\$	\$
ELKHART	SUPERIOR 2	\$ 9,500	\$	\$ 12,525	\$ 9,426	\$	\$
FAYETTE	CIRCUIT	\$ 4,500	\$	\$ 9,020	\$ 8,400	\$ 9,960	\$ 6,656
FLOYD	CIRCUIT	\$ 6,500	\$	\$ 12,000	\$ 5,000	\$ 12,500	\$ 9,500
FLOYD	SUPERIOR	\$	\$ 6,500	\$ 10,800	\$ 4,800	\$	\$
FOUNTAIN	CIRCUIT	\$ 4,500	\$ 1,544	\$ 8,200	\$ 6,000	\$ 7,800	\$ 2,400
FRANKLIN	CIRCUIT	\$ 4,500	\$	\$ 15,165	\$ 625	\$ 8,700	\$
FULTON	CIRCUIT	\$ 4,500	\$	\$ 8,400	\$ 6,500	\$ 7,200	\$
GIBSON	CIRCUIT	\$ 6,500	\$	\$ 10,100	\$ 11,400	\$ 9,700	\$ 5,891
GRANT	CIRCUIT	\$ 6,500	\$	\$ 10,110	\$ 8,010	\$	\$
GRANT	PROB - REHAB.	\$	\$	\$	\$	\$ 137,201	\$
GRANT	SUPERIOR I	\$ 6,500	\$	\$ 10,110	\$ 8,010	\$	\$
GRANT	SUPERIOR 2	\$ 6,500	\$	\$ 10,110	\$ 8,010	\$	\$
GREENE	CIRCUIT	\$ 4,500	\$	\$ 8,820	\$ 6,205	\$ 9,273	\$

Circuit and Superior Court Expenditures

<u>COUNTY</u>	<u>COURT</u>	Judge(s)- Salary Part Paid by County	Court Commis- sioner(s)	Court Reporter(s)	Court Bailiff(s)	Probation Officer(s)	Probation Office Staff (Secy., etc.)
HAMILTON	CIRCUIT	\$ 6,500	\$	\$ 16,861	\$ 8,400	\$ 17,913	\$
HAMILTON	SUPERIOR	\$ 6,500	\$ 8,366	\$ 13,839	\$ 11,200	\$ 3,542	\$
HANCOCK	CIRCUIT	\$ 6,500	\$	\$ 7,938	\$ 6,230	\$ 4,754	\$ 6,171
HANCOCK	SUPERIOR	\$ 6,500	\$	\$ 7,938	\$ 6,825	\$ 5,472	\$
HARRISON	CIRCUIT	\$ 3,500	\$ 1,875	\$ 5,966	\$ 2,900	\$ 7,714	\$
HENDRICKS	CIRCUIT	\$ 6,500	\$	\$ 10,642	\$ 10,811	\$ 13,117	\$ 6,416
HENDRICKS	SUPERIOR I	\$ 6,500	\$	\$ 18,040	\$ 7,880	\$ 7,000	\$
HENDRICKS	SUPERIOR II	\$ 6,500	\$	\$ 9,551	\$ 7,880	\$ 7,125	\$
HENRY	CIRCUIT	\$ 6,500	\$	\$ 8,400	\$ 8,200	\$ 21,800	\$ 5,800
HENRY	SUPERIOR	\$ 6,000	\$	\$ 8,000	\$ 7,000	\$	\$
HOWARD	CIRCUIT	\$ 6,500	\$ 6,300	\$ 10,100	\$ 7,995	\$ 42,500	\$ 13,780
HOWARD	SUPERIOR 1	\$ 6,500	\$	\$ 10,100	\$ 7,995	\$	\$
HOWARD	SUPERIOR 2	\$ 6,500	\$	\$ 10,100	\$ 7,995	\$	\$
HUNTINGTON	CIRCUIT	\$ 6,500	\$	\$ 8,630	\$ 5,200	\$ 9,900	\$ 6,748
JACKSON	CIRCUIT	\$ 9,293	\$	\$ 8,040	\$ 1,195	\$ 10,320	\$ 6,120
JASPER	CIRCUIT	\$ 4,500	\$	\$ 13,375	\$ 8,025	\$ 10,000	\$ 7,055
JAY	CIRCUIT	\$ 4,500	\$	\$ 15,850	\$ (6,000) ¹	\$ 9,350	\$ 8,152
JEFFERSON	CIRCUIT	\$ 5,265	\$ 10,207	\$ 8,363	\$	\$ 8,363	\$ 8,994
JENNINGS	CIRCUIT	\$ 4,500	\$ 6,880	\$ 6,880	\$ 3,310	\$ 9,640	\$
JOHNSON	CIRCUIT	\$ 8,435	\$ 11,130	\$ 15,047	\$ 946	\$ 16,563	\$
JOHNSON	SUPERIOR	\$ 7,865	\$	\$ 8,480	\$ 2,500	\$ 7,500	\$
KNOX	CIRCUIT	\$ 6,500	\$	\$ 8,500	\$ 5,800	\$	\$
KNOX	SUPERIOR	\$ 6,500	\$	\$ 8,100	\$ 5,830	\$	\$

CONTINUED

3 OF 6

Circuit and Superior Court Expenditures

<u>COUNTY</u>	<u>COURT</u>	Judge(s)- Salary Part Paid by County	Court Commis- sioner(s)	Court Reporter(s)	Court Bailiff(s)	Probation Officer(s)	Probation Office Staff (Secy., etc.)
KOSCIUSKO	CIRCUIT	\$ 6,500	\$	\$ 9,552	\$ 3,060	\$ 16,982	\$
KOSCIUSKO	SUPERIOR	\$ 6,500	\$	\$ 9,352	\$ 3,060	\$ 11,250	\$
LAGRANGE	CIRCUIT	\$ 4,500	\$	\$ 8,400	\$ 3,825	\$ 7,800	\$
LAKE	CIRCUIT	\$ 10,700	\$ 16,750	\$ 15,140	\$ 26,520	\$	\$
LAKE	SUP CIVIL	\$ 53,500	\$ 48,597	\$ 66,570	\$ 121,210	\$	\$
LAKE	SUP CRIM	\$ 42,800	\$ 18,750	\$ 187,091	\$ 154,832	\$	\$
LAKE	SUP CRM PROB	\$	\$	\$	\$	\$ 149,630	\$ 52,598
LAKE	SUP JUV	\$ 10,700	\$ 70,500	\$ 44,461	\$ 36,072	\$ 522,948	\$ 114,500
LAKE	SUP PUB DEF	\$	\$	\$	\$	\$	\$
LAPORTE	CIRCUIT	\$ 6,500	\$ 15,000	\$ 23,683	\$ 8,210	\$	\$
LAPORTE	SUPERIOR 1	\$ 6,500	\$	\$ 18,027	\$ 17,240	\$ 26,097	\$
LAPORTE	SUPERIOR 2	\$ 6,500	\$	\$ 15,370	\$ 8,620	\$ 56,642	\$ 6,534
LAWRENCE	CIRCUIT	\$ 6,500	\$	\$ 17,830	\$ 7,800	\$ 20,170	\$ 8,580
LAWRENCE	SUPERIOR	\$ 6,500	\$	\$ 9,420	\$ 5,376	\$	\$
MADISON	CIRCUIT	\$ 9,500	\$ 14,345	\$ 21,085	\$ 19,580	\$ 14,932	\$ 8,069
MADISON	SUP I II IFI	\$ 28,500	\$ 28,045	\$ 63,255	\$ 54,030	\$ 72,474	\$ 8,141
MARION	CIRCUIT	\$ 9,500 **	\$ 22,000 ***	\$ 25,200 **	\$ 19,200 **	\$	\$
MARION	SUP CIV 1	\$ 9,500	\$	\$ 13,811	\$ 20,324	\$	\$
MARION	SUP CIV 2	\$ 9,500	\$	\$ 8,719	\$ 19,690	\$	\$
MARION	SUP CIV 3	\$ 9,500	\$	\$ 23,191	\$ 19,688	\$	\$
MARION	SUP CIV 4	\$ 9,500	\$	\$ 12,474	\$ 16,905	\$	\$
MARION	SUP CIV 5	\$ 9,500 **	\$	\$ 11,100 **	\$ 17,600 **	\$	\$
MARION	SUP CIV 6	\$ 9,500	\$ 12,000	\$ 12,712	\$ 19,688	\$	\$

Circuit and Superior Court Expenditures

<u>COUNTY</u>	<u>COURT</u>	Judge(s) - Salary Part Paid by County	Court Commis- sioner(s)	Court Reporter(s)	Court Bailliff(s)	Probation Officer(s)	Probation Office Staff (Secy., etc.)
MARION	SUP CIV 7	\$ 9,500	\$	\$ 12,712	\$ 19,302	\$	\$
MARION	SUP CRM I	\$ 9,500	\$ 14,784	\$ 23,381	\$ 18,296	\$	\$
MARION	SUP CRM II	\$ 9,500	\$ 14,500	\$ 24,466	\$ 22,035	\$	\$
MARION	SUP CRM III	\$ 9,500	\$ 12,000	\$ 23,117	\$ 18,207	\$	\$
MARION	SUP CRM IV	\$ 9,500	\$ 8,000	\$ 23,565	\$ 9,921	\$	\$
MARION	SUP JUV	\$ 9,500 **	\$ 72,000 **	\$ 81,006 **	\$ 53,669 **	\$ 727,291 **	\$
MARION	SUP PROBATE	\$ 9,500	\$ 73,462	\$ 25,423	\$ 12,680	\$	\$
MARSHALL	CIRCUIT	\$ 6,500	\$	\$ 8,317	\$ 5,867	\$ 11,231	\$ 23,410
MARSHALL	SUPERIOR	\$ 6,500	\$	\$ 8,317	\$ 5,867	\$	\$
MARTIN	CIRCUIT	\$ 1,495	\$	\$ 3,251	\$	\$	\$
MIAMI	CIRCUIT	\$ 6,500	\$	\$ 8,700	\$ 7,479	\$	\$
MIAMI	PROB DEPT	\$	\$	\$	\$	\$ 11,992	\$ 6,600
MIAMI	SUPERIOR	\$ 6,500	\$	\$ 8,000	\$ 7,746	\$	\$
MONROE	CIRCUIT	\$ 6,500	\$ 13,097	\$ 14,841	\$ 5,990	\$	\$
MONROE	SUPERIOR	\$ 19,500	\$	\$ 50,748	\$ 6,203	\$	\$
MONTGOMERY	CIRCUIT	\$ 6,500	\$	\$ 6,812	\$ 5,500	\$ 9,300	\$ 8,000
MORGAN	CIRCUIT	\$ 6,500	\$ 8,300	\$	\$	\$	\$
MORGAN	SUPERIOR	\$ 6,500	\$	\$ 8,300	\$ 7,500	\$	\$
NEWTON	CIR SC	\$	\$ 13,100	\$ 9,496	\$	\$	\$
NEWTON	CIRCUIT	\$ 4,500	\$ 1,620	\$ 10,000	\$ 3,300	\$ 5,775	\$
NOBLE	CIRCUIT	\$ 6,500	\$	\$ 12,126	\$ 7,550	\$ 33,405	\$ 7,200
OHIO	CIRCUIT	\$ 650	\$ 1,365	\$ 1,365	\$ 30	\$ 675	\$
ORANGE	CIRCUIT	\$ 4,500	\$	\$ 7,742	\$ 5,964	\$ 6,453	\$

Circuit and Superior Court Expenditures

<u>COUNTY</u>	<u>COURT</u>	Judge(s)- Salary Part Paid by County	Court Commis- sioner(s)	Court Reporter(s)	Court Bailliff(s)	Probation Officer(s)	Probation Office Staff (Secy., etc.)
OWEN	CIRCUIT	\$ 4,500	\$ 2,250	\$ 7,790	\$ 3,453	\$ 8,590	\$ 5,000
PARKE	CIRCUIT	\$ 4,500	\$	\$ 9,884	\$ 2,917	\$ 9,630	\$
PERRY	CIRCUIT	\$ 4,500	\$	\$ 7,700	\$	\$ 11,000	\$
PIKE	CIRCUIT	\$ 4,500	\$ 3,744	\$ 15,764	\$ 3,988	\$ 8,760	\$
PORTER	CIR SUP	\$ 28,500	\$	\$ 39,000	\$ 29,400	\$	\$
POSEY	CIRCUIT	\$ 4,500	\$	\$ 9,350	\$ 9,350	\$ 9,350	\$
PULASKI	CIRCUIT	\$ 4,500	\$	\$ 8,817	\$ 6,270	\$ 13,200	\$
PUTNAM	CIRCUIT	\$ 4,500	\$	\$ 11,800	\$ 7,000	\$ 11,800	\$
RANDOLPH	CIRCUIT	\$ 8,200	\$	\$ 8,860	\$	\$ 11,250	\$
RIPLEY	CIRCUIT	\$ 4,500	\$	\$ 14,400	\$ 1,000	\$ 7,500	\$
RUSH	CIRCUIT	\$ 6,300	\$	\$ 8,050	\$	\$ 8,350	\$
SCOTT	CIRCUIT	\$ 4,500	\$	\$ 9,108	\$ 4,392	\$ 8,784	\$
SHELBY	CIRCUIT	\$ 6,500	\$	\$ 8,690	\$ 8,690	\$	\$
SHELBY	SUPERIOR	\$ 6,500	\$	\$ 8,690	\$ 9,170	\$ 7,000	\$
SPENCER	CIR SC	\$	\$ 2,808	\$	\$	\$	\$
SPENCER	CIRCUIT	\$ 5,000	\$	\$ 8,764	\$ 11,460	\$ 3,500	\$
ST. JOSEPH	CIRCUIT	\$ 9,500	\$	\$ 17,903	\$ 7,887	\$	\$
ST. JOSEPH	JUVENILE	\$	\$ 16,000	\$	\$	\$ 190,577	\$
ST. JOSEPH	PROBATE	\$ 9,500	\$	\$ 17,903	\$ 7,887	\$	\$
ST. JOSEPH	SUPERIOR	\$ 66,500	\$	\$ 125,321	\$ 55,209	\$	\$
STARKE	CIRCUIT	\$ 4,500	\$	\$ 10,619	\$ 6,240	\$ 6,240	\$
STEUBEN	CIRCUIT	\$ 4,500	\$	\$ 8,279	\$ 7,262	\$ 16,174	\$
SULLIVAN	CIRCUIT	\$ 7,436	\$	\$ 10,944	\$	\$ 10,790	\$

Circuit and Superior Court Expenditures

<u>COUNTY</u>	<u>COURT</u>	Judge(s)- Salary Part Paid by County	Court Commis- sioner(s)	Court Reporter(s)	Court Bailliff(s)	Probation Officer(s)	Probation Office Staff (Secy., etc.)
SWITZERLAND	CIRCUIT	\$ 1,235	\$	\$ 2,000	\$ 2,860	\$ 1,980	\$
TIPPECANOE	CIRCUIT	\$ 6,500	\$ 15,221	\$ 10,576	\$ 6,643	\$ 36,375	\$ 6,985
TIPPECANOE	SUPERIOR 1	\$ 6,500	\$	\$ 19,576	\$ 1,892	\$	\$
TIPPECANOE	SUPERIOR 2	\$ 6,500	\$	\$ 10,576	\$ 4,366	\$	\$
TIPTON	CIRCUIT	\$ 4,500	\$	\$ 14,900	\$ 6,930	\$ 9,398	\$
UNION	CIRCUIT	\$ 4,500	\$	\$ 7,950	\$ 301	\$ 3,600	\$
VANDEBURGH	CIRCUIT	\$ 10,673	\$	\$ 11,100	\$ 16,140	\$ 51,364	\$
VANDEBURGH	SUPERIOR	\$ 74,711	\$ 11,424	\$ 88,800	\$ 50,736	\$ 145,471	\$ 11,720
VERMILLION	CIRCUIT	\$ 5,370	\$	\$ 9,363	\$ 6,874	\$	\$
VIGO	CIR SUP CO	\$ 57,250	\$	\$ 60,900	\$ 29,639	\$ 33,220	\$ 8,533
WABASH	CIRCUIT	\$ 6,500	\$	\$ 8,750	\$ 5,900	\$ 8,350	\$
WARREN	CIRCUIT	\$ 4,500	\$	\$ 8,200	\$ 6,186	\$ 2,000	\$
WARRICK	CIRCUIT	\$ 13,000	\$	\$ 19,536	\$ 15,077	\$ 9,786	\$
WARRICK	SUPERIOR	\$ 6,500	\$	\$ 9,696	\$ 7,992	\$	\$
WASHINGTON	CIRCUIT	\$ 4,500	\$	\$ 8,400	\$ 5,500	\$ 10,400	\$
WAYNE	ADMIN	\$	\$	\$	\$	\$	\$
WAYNE	CIRCUIT	\$ 6,500**	\$	\$ 10,900**	\$ 10,570**	\$	\$
WAYNE	PROB DEPT	\$	\$	\$	\$	\$ 42,400	\$ 33,900
WAYNE	SUPERIOR 1	\$ 6,500	\$	\$ 9,300	\$ 8,300	\$	\$
WAYNE	SUPERIOR 2	\$ 6,500	\$	\$ 9,019	\$ 8,300	\$	\$
WELLS	CIRCUIT	\$ 4,500	\$	\$ 10,100	\$ 6,200	\$ 5,250	\$
WHITE	CIRCUIT	\$ 4,500	\$	\$ 11,856	\$ 4,000	\$ 10,684	\$ 5,520
WHITLEY	CIRCUIT	\$ 4,500	\$	\$ 8,750	\$ 5,600	\$ 13,600	\$

Circuit and Superior Court Expenditures

<u>COUNTY</u>	<u>COURT</u>	Jury Commis- sioner(s)	Court Adminis- trator(s)	Court Adminis- trator's Staff	Court Secretary(ies)	Law Clerk(s) or Intern(s)	Extra Help (Vacation Employees)
ADAMS	CIRCUIT	\$ 500	\$	\$	\$ 7,170	\$	\$
ALLEN	CIRCUIT	\$ 675	\$ 14,000	\$ 9,460	\$ 13,000	\$	\$
ALLEN	SUPERIOR	\$	\$	\$ 29,500	\$ 10,300	\$ 60,371	\$ 1,152
BARTHOLOMEW	CIRCUIT	\$ 260	\$	\$	\$ 7,567	\$	\$
BARTHOLOMEW	SUPERIOR	\$	\$	\$	\$	\$	\$
BENTON	CIRCUIT	\$ 159	\$	\$	\$ 4,090	\$ 418	\$
BLACKFORD	CIRCUIT	\$ 175	\$	\$	\$	\$	\$
BOONE	CIRCUIT	\$ 500	\$	\$	\$	\$	\$
BOONE	SUPERIOR	\$ 500	\$	\$	\$	\$	\$
BROWN	CIRCUIT	\$ 600	\$	\$	\$	\$ 2,792	\$
CARROLL	CIR CCF	\$	\$	\$	\$	\$	\$
CARROLL	CIRCUIT	\$ 375	\$	\$	\$	\$	\$
CASS	CIRCUIT	\$ 400	\$ 7,000	\$	\$	\$	\$
CASS	SUPERIOR	\$	\$	\$	\$	\$	\$
CLARK	CIRCUIT	\$ 1,000	\$	\$	\$	\$	\$
CLARK	SUPERIOR	\$	\$	\$	\$	\$	\$
CLAY	CIRCUIT	\$ 210	\$	\$	\$	\$	\$
CLINTON	CIRCUIT	\$ 200	\$	\$	\$ 5,300	\$	\$
CRAWFORD	CIRCUIT	\$ 350	\$	\$	\$	\$	\$
DAVISS	CIRCUIT	\$ 275	\$	\$	\$ 7,780	\$	\$
DEARBORN	CIRCUIT	\$	\$	\$	\$	\$	\$
DECATUR	CIRCUIT	\$ 300	\$	\$	\$	\$	\$
DEKALB	CIRCUIT	\$ 450	\$	\$	\$	\$	\$

Circuit and Superior Court Expenditures

COUNTY	COURT	Jury Commis- sioner(s)	Court Adminis- trator(s)	Court Adminis- trator's Staff	Court Secretary (ies)	Law Clerk(s) or Intern(s)	Extra Help (Vacation Employees)
DEKALB	SUPERIOR	\$	\$	\$	\$	\$	\$ 800
DELAWARE	CIRCUIT	\$ 1,350	\$	\$	\$ 7,500	\$	\$
DELAWARE	SUPERIOR 1	\$	\$	\$	\$	\$	\$
DELAWARE	SUPERIOR 2	\$	\$	\$	\$ 8,298	\$	\$
DUBOIS	CIRCUIT	\$ 180	\$ 1,200	\$	\$	\$	\$
ELKHART	CIRCUIT	\$ 1,400	\$	\$	\$ 9,581	\$	\$
ELKHART	PROB. DEPT.	\$	\$	\$	\$	\$ 7,959	\$
ELKHART	PUBLIC DEF.	\$	\$	\$	\$	\$ 12,262	\$
ELKHART	SUP 2 JUV DIV	\$	\$	\$	\$ 950	\$	\$
ELKHART	SUPERIOR 1	\$ 770	\$ 9,504	\$	\$	\$ 14,952	\$
ELKHART	SUPERIOR 2	\$ 770	\$	\$	\$ 9,072	\$	\$ 1,239
FAYETTE	CIRCUIT	\$ 190	\$	\$	\$	\$	\$
FLOYD	CIRCUIT	\$ 4,200	\$	\$	\$	\$	\$ 350
FLOYD	SUPERIOR	\$	\$	\$	\$	\$	\$
FOUNTAIN	CIRCUIT	\$ 200	\$	\$	\$	\$	\$
FRANKLIN	CIRCUIT	\$ 240	\$	\$	\$	\$	\$
FULTON	CIRCUIT	\$ 126	\$	\$	\$	\$	\$
GIBSON	CIRCUIT	\$ 320	\$	\$	\$	\$	\$
GRANT	CIRCUIT	\$ 400	\$	\$	\$	\$ 79	\$ 350
GRANT	PROB - REHAB.	\$	\$	\$	\$	\$	\$
GRANT	SUPERIOR I	\$ 400	\$	\$	\$	\$	\$
GRANT	SUPERIOR 2	\$ 400	\$	\$	\$	\$	\$ 730
GREENE	CIRCUIT	\$ 456	\$	\$	\$	\$	\$

Circuit and Superior Court Expenditures

COUNTY	COURT	Jury Commis- sioner(s)	Court Adminis- trator(s)	Court Adminis- trator's Staff	Court Secretary(ies)	Law Clerk(s) or Intern(s)	Extra Help (Vacation Employees)
HAMILTON	CIRCUIT	\$ 800	\$ 12,600	\$	\$ 5,607	\$	\$ 3,843
HAMILTON	SUPERIOR	\$	\$	\$	\$ 9,936	\$ 4,970	\$ 206
HANCOCK	CIRCUIT	\$ 200	\$	\$	\$	\$	\$
HANCOCK	SUPERIOR	\$ 150	\$ 139	\$	\$	\$ 6,171	\$
HARRISON	CIRCUIT	\$ 600	\$	\$	\$	\$	\$
HENDRICKS	CIRCUIT	\$ 550	\$	\$	\$	\$	\$
HENDRICKS	SUPERIOR I	\$ 200	\$	\$	\$	\$	\$
HENDRICKS	SUPERIOR II	\$ 150	\$ 9,311	\$	\$	\$	\$
HENRY	CIRCUIT	\$ 300	\$	\$	\$	\$	\$
HENRY	SUPERIOR	\$ 200	\$	\$	\$	\$	\$
HOWARD	CIRCUIT	\$ 200	\$	\$	\$	\$	\$ 4,089
HOWARD	SUPERIOR 1	\$	\$	\$	\$	\$	\$
HOWARD	SUPERIOR 2	\$	\$	\$	\$	\$	\$
HUNTINGTON	CIRCUIT	\$ 300	\$	\$	\$ 532	\$	\$
JACKSON	CIRCUIT	\$ 100	\$	\$	\$ 5,590	\$	\$
JASPER	CIRCUIT	\$ 350	\$	\$	\$ 7,600	\$	\$
JAY	CIRCUIT	\$	\$	\$	\$	\$	\$
JEFFERSON	CIRCUIT	\$ 160	\$	\$	\$ 8,900	\$	\$
JENNINGS	CIRCUIT	\$ 60	\$	\$	\$	\$ 1,440	\$
JOHNSON	CIRCUIT	\$ 600	\$	\$ 6,984	\$	\$	\$
JOHNSON	SUPERIOR	\$ 300	\$	\$	\$	\$	\$
KNOX	CIRCUIT	\$ 300	\$	\$	\$	\$	\$
KNOX	SUPERIOR	\$	\$	\$	\$	\$	\$

Circuit and Superior Court Expenditures

COUNTY	COURT	Jury Commis- sioner(s)	Court Adminis- trator(s)	Court Adminis- trator's Staff	Court Secretary(ies)	Law Clerk(s) or Intern(s)	Extra Help (Vacation Employees)
KOSCIUSKO	CIRCUIT	\$ 578	\$	\$	\$ 4,080	\$	\$
KOSCIUSKO	SUPERIOR	\$	\$	\$	\$ 5,900	\$	\$
LAGRANGE	CIRCUIT	\$ 480	\$	\$	\$ 6,100	\$	\$
LAKE	CIRCUIT	\$	\$	\$	\$ 17,385	\$	\$
LAKE	SUP CIVIL	\$	\$	\$	\$ 72,006	\$ 30,247	\$
LAKE	SUP CRIM	\$	\$ 75,631	\$	\$ 103,621	\$ 26,111	\$
LAKE	SUP CRM PROB	\$	\$ 47,129	\$	\$	\$	\$ 54,067
LAKE	SUP JUV	\$	\$	\$	\$	\$	\$
LAKE	SUP PUB DEF	\$	\$	\$	\$	\$	\$
LAPORTE	CIRCUIT	\$ 800	\$	\$	\$ 10,183	\$	\$
LAPORTE	SUPERIOR 1	\$ 800	\$	\$	\$ 10,183	\$	\$
LAPORTE	SUPERIOR 2	\$ 800	\$	\$	\$ 8,210	\$	\$
LAWRENCE	CIRCUIT	\$ 300	\$	\$	\$	\$	\$ 924
LAWRENCE	SUPERIOR	\$	\$ 7,080	\$	\$	\$	\$
MADISON	CIRCUIT	\$ 600	\$	\$	\$ 7,592	\$	\$ 725
MADISON	SUP I II III	\$	\$ 30,000	\$	\$ 7,875	\$	\$
MARION	CIRCUIT	\$ 18,600**	\$	\$	\$	\$	\$ 2,400**
MARION	SUP CIV 1	\$	\$	\$	\$	\$	\$
MARION	SUP CIV 2	\$	\$	\$	\$	\$	\$ 3,939
MARION	SUP CIV 3	\$	\$	\$	\$	\$	\$ 2,000
MARION	SUP CIV 4	\$	\$	\$	\$	\$ 10,000	\$
MARION	SUP CIV 5	\$ 9,300**	\$	\$	\$	\$	\$ 1,500**
MARION	SUP CIV 6	\$	\$	\$	\$	\$	\$

Circuit and Superior Court Expenditures

<u>COUNTY</u>	<u>COURT</u>	Jury Commiss- sioner(s)	Court Adminis- trator(s)	Court Adminis- trator's Staff	Court Secretary(ies)	Law Clerk(s) or Intern(s)	Extra Help (Vacation Employees)
MARION	SUP CIV 7	\$	\$	\$	\$	\$	\$ 476
MARION	SUP CRM I	\$	\$	\$	\$ 9,148	\$	\$
MARION	SUP CRM II	\$	\$	\$	\$	\$	\$
MARION	SUP CRM III	\$	\$	\$	\$ 9,042	\$	\$ 909
MARION	SUP CRM IV	\$	\$	\$	\$ 8,573	\$	\$ 359
MARION	SUP JUV	\$	\$ 319,391**	\$	\$	\$	\$
MARION	SUP PROBATE	\$	\$	\$	\$	\$	\$
MARSHALL	CIRCUIT	\$ 120	\$	\$	\$ 5,721	\$	\$ 210
MARSHALL	SUPERIOR	\$ 120	\$	\$	\$ 5,721	\$	\$
MARTIN	CIRCUIT	\$ 203	\$	\$	\$	\$	\$
MIAMI	CIRCUIT	\$ 500	\$	\$	\$	\$	\$
MIAMI	PROB DEPT	\$	\$	\$	\$	\$	\$
MIAMI	SUPERIOR	\$	\$	\$	\$	\$	\$ 864
MONROE	CIRCUIT	\$ 772	\$ 10,195	\$	\$	\$ 530	\$
MONROE	SUPERIOR	\$	\$ 8,662	\$	\$	\$ 8,607	\$
MONTGOMERY	CIRCUIT	\$ 70	\$	\$	\$ 6,187	\$	\$
MORGAN	CIRCUIT	\$	\$ 7,212	\$	\$ 5,467	\$	\$
MORGAN	SUPERIOR	\$ 373	\$	\$	\$	\$	\$
NEWTON	CIR SC	\$	\$	\$	\$	\$	\$
NEWTON	CIRCUIT	\$ 235	\$	\$	\$	\$	\$ 150
NOBLE	CIRCUIT	\$ 250	\$	\$	\$ 2,200	\$	\$
OHIO	CIRCUIT	\$ 300	\$	\$	\$	\$	\$
ORANGE	CIRCUIT	\$ 62	\$	\$	\$	\$	\$

Circuit and Superior Court Expenditures

COUNTY	COURT	Jury Commis- sioner(s)	Court Adminis- trator(s)	Court Adminis- trator's Staff	Court Secretary(ies)	Law Clerk(s) or Intern(s)	Extra Help (Vacation Employees)
OWEN	CIRCUIT	\$ 250	\$	\$	\$ 6,481	\$	\$ 32
PARKE	CIRCUIT	\$ 305	\$	\$	\$	\$	\$
PERRY	CIRCUIT	\$ 131	\$	\$	\$ 6,117	\$	\$
PIKE	CIRCUIT	\$ 500	\$	\$	\$	\$	\$
PORTER	CIR SUP	\$ 800	\$	\$	\$ 17,100	\$	\$
POSEY	CIRCUIT	\$ 600	\$	\$ 8,207	\$	\$	\$
PULASKI	CIRCUIT	\$ 500	\$ 8,855	\$	\$ 2,500	\$	\$
PUTNAM	CIRCUIT	\$ 400	\$	\$	\$	\$	\$
RANDOLPH	CIRCUIT	\$ 275	\$	\$	\$ 7,440	\$	\$
RIPLEY	CIRCUIT	\$ 370	\$	\$	\$	\$	\$
RUSH	CIRCUIT	\$ 140	\$ 7,650	\$	\$	\$	\$
SCOTT	CIRCUIT	\$ 200	\$	\$	\$ 7,500	\$	\$
SHELBY	CIRCUIT	\$ 563	\$	\$	\$ 7,500	\$	\$
SHELBY	SUPERIOR	\$	\$	\$	\$ 4,163	\$	\$
SPENCER	CIR SC	\$	\$	\$	\$	\$	\$ 2,997
SPENCER	CIRCUIT	\$ 775	\$	\$	\$	\$	\$
ST. JOSEPH	CIRCUIT	\$ 1,200	\$	\$ 10,058	\$ 11,423	\$	\$ 2,754
ST. JOSEPH	JUVENILE	\$	\$	\$ 9,500	\$ 25,312	\$	\$
ST. JOSEPH	PROBATE	\$ 300	\$	\$	\$ 10,000	\$	\$
ST. JOSEPH	SUPERIOR	\$ 2,400	\$	\$	\$ 70,000	\$	\$
STARKE	CIRCUIT	\$ 150	\$	\$	\$ 7,515	\$	\$
STEUBEN	CIRCUIT	\$ 140	\$	\$	\$	\$	\$
SULLIVAN	CIRCUIT	\$ 40	\$	\$	\$	\$	\$

Circuit and Superior Court Expenditures

COUNTY	COURT	Jury Commis- sioner(s)	Court Adminis- trator(s)	Court Adminis- trator's Staff	Court Secretary(ies)	Law Clerk(s) or Intern(s)	Extra Help (Vacation Employees)
SWITZERLAND	CIRCUIT	\$ 200	\$	\$	\$	\$	\$
TIPPECANOE	CIRCUIT	\$ 366	\$	\$	\$	\$	\$
TIPPECANOE	SUPERIOR 1	\$ 140	\$	\$	\$	\$	\$
TIPPECANOE	SUPERIOR 2	\$ 56	\$	\$	\$	\$	\$
TIPTON	CIRCUIT	\$ 330	\$	\$	\$	\$	\$
UNION	CIRCUIT	\$ 240	\$	\$	\$	\$	\$
VANDERBURGH	CIRCUIT	\$ 2,000	\$	\$	\$	\$ 4,714	\$
VANDERBURGH	SUPERIOR	\$	\$	\$ 2,966	\$	\$	\$ 10,420
VERMILLION	CIRCUIT	\$ 380	\$	\$	\$	\$ 2,776	\$
VIGO	CIR SUP CO	\$ 720	\$ 18,480	\$ 17,050	\$ 49,937	\$	\$
WABASH	CIRCUIT	\$ 100	\$	\$	\$	\$	\$
WARREN	CIRCUIT	\$ 250	\$	\$	\$	\$	\$
WARRICK	CIRCUIT	\$ 300	\$	\$	\$ 21,201	\$	\$ 790
WARRICK	SUPERIOR	\$	\$	\$	\$	\$	\$
WASHINGTON	CIRCUIT	\$ 140	\$	\$	\$ 12,225	\$	\$
WAYNE	ADMIN	\$	\$ 10,520**	\$ 750**	\$	\$	\$
WAYNE	CIRCUIT	\$ 990**	\$	\$	\$ 7,800	\$	\$
WAYNE	PROB DEPT	\$	\$	\$	\$	\$	\$
WAYNE	SUPERIOR 1	\$	\$	\$	\$	\$	\$ 134
WAYNE	SUPERIOR 2	\$	\$	\$	\$	\$	\$
WELLS	CIRCUIT	\$ 300	\$	\$	\$	\$	\$ 500
WHITE	CIRCUIT	\$ 160	\$	\$	\$	\$	\$
WHITLEY	CIRCUIT	\$ 200	\$	\$	\$	\$	\$ 2,958

Circuit and Superior Court Expenditures

<u>COUNTY</u>	<u>COURT</u>	Public Defenders- Salaried	Public Defender's Staff (Secy.)	Other Employees	Per Diem of Special Judges	Per Diem of Judges- Venued Cases	Per Diem-Ct. Reporters- Venued Cases
ADAMS	CIRCUIT	\$	\$	\$	\$ 2,719	\$ 20	\$ 16
ALLEN	CIRCUIT	\$ 109,500	\$ 48,250	\$ R ^{10,040}	\$ 5,000	\$	\$
ALLEN	SUPERIOR	\$ 17,800	\$	\$ O ^{129,029}	\$ 1,529	\$	\$
BARTHOLOMEW	CIRCUIT	\$ 13,038	\$	\$	\$ 1,583	\$ 200	\$ 64
BARTHOLOMEW	SUPERIOR	\$	\$	\$	\$ 2,006	\$ 100	\$ 40
BENTON	CIRCUIT	\$	\$	\$	\$ 1,125	\$ 351	\$ 1,653
BLACKFORD	CIRCUIT	\$	\$	\$	\$ 1,454	\$ 220	\$ 184
BOONE	CIRCUIT	\$	\$	\$	\$ 2,659	\$ 1,930	\$ 1,428
BOONE	SUPERIOR	\$	\$	\$	\$ 2,088	\$ 1,690	\$ 1,500
BROWN	CIRCUIT	\$	\$	\$	\$ 2,999	\$ 3,750	\$ 2,967
CARROLL	CIR CCF	\$	\$	\$ E ^{6,350}	\$	\$	\$
CARROLL	CIRCUIT	\$	\$	\$	\$ 2,029	\$ 330	\$ 264
CASS	CIRCUIT	\$ 500	\$	\$	\$ 514	\$ 80	\$ 56
CASS	SUPERIOR	\$	\$	\$	\$ 518	\$	\$
CLARK	CIRCUIT	\$	\$	\$	\$ 4,675	\$	\$
CLARK	SUPERIOR	\$	\$	\$	\$ 2,604	\$ 10	\$ 8
CLAY	CIRCUIT	\$	\$	\$	\$ 2,874	\$ 1,610	\$ 1,288
CLINTON	CIRCUIT	\$	\$	\$	\$ 1,604	\$ 300	\$ 240
CR/WFORD	CIRCUIT	\$ 5,000	\$	\$	\$ 600	\$ 90	\$ 72
DAVISS	CIRCUIT	\$	\$	\$	\$ 9,245	\$ 226	\$ 200
DEARBORN	CIRCUIT	\$ 8,900	\$	\$	\$ 3,325	\$	\$
DECATUR	CIRCUIT	\$	\$	\$	\$ 2,121	\$	\$
DEKALB	CIRCUIT	\$	\$	\$	\$ 800	\$ 1,440	\$ 768

Circuit and Superior Court Expenditures

<u>COUNTY</u>	<u>COURT</u>	Public Defenders- Salaried	Public Defender's Staff (Secy.)	Other Employees	Per Diem of Special Judges	Per Diem of Judges- Venued Cases	Per Diem-Ct. Reporters- Venued Cases
DEKALB	SUPERIOR	\$	\$	\$	\$ 997	\$ 70	\$ 8
DELAWARE	CIRCUIT	\$ 34,000	\$ 6,980	\$	\$ 1,902	\$ 1,025	\$ 784
DELAWARE	SUPERIOR 1	\$	\$	\$	\$ 507	\$ 30	\$ 24
DELAWARE	SUPERIOR 2	\$	\$	\$	\$ 495	\$ 190	\$ 152
DUBOIS	CIRCUIT	\$	\$	\$	\$ 650	\$ 399	\$ 847
ELKHART	CIRCUIT	\$	\$	\$ 1,200	\$ 4,300	\$ 150	\$ 104
ELKHART	PROB. DEPT.	\$	\$	\$ 199,800	\$	\$	\$
ELKHART	PUBLIC DEF.	\$ 33,400	\$ 9,089	\$	\$	\$	\$
ELKHART	SUP 2 JUV DIV	\$	\$	\$	\$	\$	\$
ELKHART	SUPERIOR 1	\$	\$	\$	\$ 875	\$	\$
ELKHART	SUPERIOR 2	\$	\$	\$	\$ 450	\$ 40	\$ 8
FAYETTE	CIRCUIT	\$	\$	\$	\$ 2,177	\$ 360	\$ 112
FLOYD	CIRCUIT	\$ 18,500	\$	\$	\$ 2,000	\$ 500	\$
FLOYD	SUPERIOR	\$	\$	\$	\$ 1,500	\$ 500	\$
FOUNTAIN	CIRCUIT	\$	\$	\$ 3,000	\$ 953	\$ 840	\$ 240
FRANKLIN	CIRCUIT	\$	\$	\$	\$ 2,384	\$ 60	\$ 32
FULTON	CIRCUIT	\$	\$	\$	\$ 1,935	\$ 410	\$ 80
GIBSON	CIRCUIT	\$	\$	\$	\$ 7,041	\$ 100	\$ 181
GRANT	CIRCUIT	\$ 8,000	\$	\$	\$ 645	\$ 600	\$ 230
GRANT	PROB - REHAB.	\$	\$	\$	\$	\$	\$
GRANT	SUPERIOR I	\$ 8,000	\$	\$	\$ 3,122	\$ 100	\$ 16
GRANT	SUPERIOR 2	\$ 10,000	\$	\$	\$ 1,763	\$ 340	\$ 64
GREENE	CIRCUIT	\$	\$	\$	\$ 2,242	\$ 490	\$ 256

Circuit and Superior Court Expenditures

<u>COUNTY</u>	<u>COURT</u>	Public Defenders- Salaried	Public Defender's Staff (Secy.)	Other Employees	Per Diem of Special Judges	Per Diem of Judges- Venued Cases	Per Diem-Ct. Reporters- Venued Cases
HAMILTON	CIRCUIT	\$	\$	\$ E 14,292	\$ 10,138	\$ 1,770	\$ 144
HAMILTON	SUPERIOR	\$	\$	\$ E 2,780	\$ 3,699	\$ 2,180	\$ 472
HANCOCK	CIRCUIT	\$	\$	\$	\$ 3,400	\$ 2,930	\$ 626
HANCOCK	SUPERIOR	\$	\$	\$	\$ 2,334	\$ 2,310	\$ 497
HARRISON	CIRCUIT	\$	\$	\$	\$ 2,382	\$ 700	\$ 192
HENDRICKS	CIRCUIT	\$	\$	\$	\$ 4,902	\$ 1,000	\$ 185
HENDRICKS	SUPERIOR I	\$	\$	\$	\$ 2,303	\$ 40	\$ 16
HENDRICKS	SUPERIOR II	\$	\$	\$	\$ 2,630	\$	\$
HENRY	CIRCUIT	\$	\$	\$	\$ 2,243	\$ 1,008	\$ 529
HENRY	SUPERIOR	\$	\$	\$	\$ 2,515	\$	\$
HOWARD	CIRCUIT	\$	\$	\$	\$ 697	\$ 80	\$ 60
HOWARD	SUPERIOR 1	\$	\$	\$	\$ 293	\$ 190	\$ 152
HOWARD	SUPERIOR 2	\$	\$	\$	\$ 1,000	\$ 10	\$ 8
HUNTINGTON	CIRCUIT	\$	\$	\$	\$ 1,973	\$ 490	\$ 112
JACKSON	CIRCUIT	\$	\$	\$ E 12,120	\$ 7,430	\$ 1,800	\$ 504
JASPER	CIRCUIT	\$	\$	\$	\$ 2,687	\$ 3,085	\$ 2,928
JAY	CIRCUIT	\$	\$	\$ (17,400) ²	\$ 2,800	\$ 170	\$ 136
JEFFERSON	CIRCUIT	\$	\$	\$	\$ 5,841	\$ 240	\$ 192
JENNINGS	CIRCUIT	\$	\$	\$	\$ 3,986	\$ 580	\$ 576
JOHNSON	CIRCUIT	\$	\$	\$ M 656	\$ 7,810	\$ 2,840	\$ 2,328
JOHNSON	SUPERIOR	\$ 11,200	\$	\$ E 16,153	\$ 4,835	\$ 140	\$ 112
KNOX	CIRCUIT	\$	\$	\$	\$ 438	\$ 200	\$ 200
KNOX	SUPERIOR	\$	\$	\$	\$ 2,343	\$	\$

Circuit and Superior Court Expenditures

<u>COUNTY</u>	<u>COURT</u>	Public Defenders- Salaried	Public Defender's Staff (Secy.)	Other Employees	Per Diem of Special Judges	Per Diem of Judges- Venued Cases	Per Diem-Ct. Reporters- Venued Cases
KOSCIUSKO	CIRCUIT	\$	\$	\$	\$ 1,325	\$ 2,110	\$ 96
KOSCIUSKO	SUPERIOR	\$	\$	\$	\$ 806	\$ 70	\$
LAGRANGE	CIRCUIT	\$	\$ 8,000	\$	\$ 2,197	\$ 470	\$ 48
LAKE	CIRCUIT	\$	\$	\$	\$ 6,774	\$	\$
LAKE	SUP CIVIL	\$	\$	\$	\$ 5,987	\$	\$
LAKE	SUP CRIM	\$	\$	\$	\$ 6,569	\$	\$
LAKE	SUP CRM PROB	\$	\$	\$	\$	\$	\$
LAKE	SUP JUV	\$ 32,500	\$	\$	\$ 500	\$	\$
LAKE	SUP PUB DEF	\$ 244,278	\$ 33,946	\$	\$	\$	\$
LAPORTE	CIRCUIT	\$	\$	\$	\$ 775	\$ 470	\$ 224
LAPORTE	SUPERIOR 1	\$	\$	\$	\$ 700	\$ 420	\$ 144
LAPORTE	SUPERIOR 2	\$	\$	\$	\$ 350	\$ 80	\$ 24
LAWRENCE	CIRCUIT	\$	\$	\$ E8,520	\$ 1,905	\$	\$
LAWRENCE	SUPERIOR	\$ 8,000	\$	\$	\$ 2,456	\$	\$
MADISON	CIRCUIT	\$ 40,483	\$	\$ M6,003	\$ 8,671	\$	\$ 180
MADISON	SUP I II III	\$	\$	\$ 150	\$ 16,638	\$ 10	\$ 47
MARION	CIRCUIT	\$	\$	\$	\$	\$	\$
MARION	SUP CIV 1	\$	\$	\$	\$ 275	\$	\$
MARION	SUP CIV 2	\$	\$	\$	\$	\$	\$
MARION	SUP CIV 3	\$	\$	\$	\$	\$	\$
MARION	SUP CIV 4	\$	\$	\$	\$	\$	\$
MARION	SUP CIV 5	\$	\$	\$	\$	\$	\$
MARION	SUP CIV 6	\$	\$	\$	\$	\$	\$

Circuit and Superior Court Expenditures

<u>COUNTY</u>	<u>COURT</u>	Public Defenders- Salaried	Public Defender's Staff (Secy.)	Other Employees	Per Diem of Special Judges	Per Diem of Judges- Venued Cases	Per Diem-Ct. Reporters- Venued Cases
MARION	SUP CIV 7	\$	\$	\$	\$	\$	\$
MARION	SUP CRM I	\$ 31,250	\$	\$ E _{36,242}	\$	\$	\$
MARION	SUP CRM II	\$	\$	\$	\$	\$	\$
MARION	SUP CRM III	\$ 31,936	\$	\$ E _{26,082}	\$ 2,585	\$	\$
MARION	SUP CRM IV	\$	\$	\$ 32,593	\$	\$	\$
MARION	SUP JUV	\$ 59,214 **	\$	\$	\$	\$	\$
MARION	SUP PROBATE	\$	\$	\$ E _{27,553}	\$	\$	\$
MARSHALL	CIRCUIT	\$	\$	\$	\$ 509	\$ 740	\$ 326
MARSHALL	SUPERIOR	\$	\$	\$	\$ 1,468	\$ 100	\$ 168
MARTIN	CIRCUIT	\$	\$	\$ G ₄₈₀	\$ 1,145	\$	\$
MIAMI	CIRCUIT	\$	\$	\$	\$ 1,462	\$ 450	\$ 360
MIAMI	PROB DEPT	\$	\$	\$	\$	\$	\$
MIAMI	SUPERIOR	\$	\$	\$	\$ 754	\$ 150	\$ 120
MONROE	CIRCUIT	\$	\$	\$ R _{7,290}	\$ 5,377	\$ 400	\$ 200
MONROE	SUPERIOR	\$	\$	\$	\$ 2,129	\$ 1,170	\$ 184
MONTGOMERY	CIRCUIT	\$	\$	\$	\$ 2,582	\$ 484	\$ 272
MORGAN	CIRCUIT	\$	\$	\$	\$ 3,124	\$ 1,400	\$ 1,048
MORGAN	SUPERIOR	\$	\$	\$ E _{5,241}	\$ 2,357	\$ 150	\$ 3,909
NEWTON	CIR SC	\$	\$	\$ 11,239	\$	\$	\$
NEWTON	CIRCUIT	\$	\$	\$ M _{3,000}	\$ 943	\$ 3,000	\$ 1,600
NOBLE	CIRCUIT	\$ 13,500	\$	\$	\$ 6,119	\$ 1,780	\$ 1,480
OHIO	CIRCUIT	\$	\$	\$	\$ 326	\$	\$
ORANGE	CIRCUIT	\$ 278	\$	\$	\$ 2,860	\$ 560	\$ 448

Circuit and Superior Court Expenditures

COUNTY	COURT	Public Defenders - Salaried	Public Defender's Staff (Secy.)	Other Employees	Per Diem of Special Judges	Per Diem of Judges - Venued Cases	Per Diem - Ct. Reporters - Venued Cases
OWEN	CIRCUIT	\$	\$	\$	\$ 650	\$ 380	\$ 96
PARKE	CIRCUIT	\$	\$	\$	\$ 557	\$ 300	\$ 72
PERRY	CIRCUIT	\$	\$	\$	\$ 4,093	\$	\$
PIKE	CIRCUIT	\$	\$	\$	\$ 1,998	\$ 300	\$ 184
PORTER	CIR SUP	\$	\$	\$	\$ 13,027	\$ 6,445	\$ 160
POSEY	CIRCUIT	\$	\$	\$	\$ 1,509	\$ 630	\$ 224
PULASKI	CIRCUIT	\$	\$	\$	\$ 1,273	\$ 480	\$ 384
PUTNAM	CIRCUIT	\$	\$	\$	\$ 1,694	\$	\$
RANDOLPH	CIRCUIT	\$	\$	\$	\$ 2,165	\$ 382	\$ 120
RIPLEY	CIRCUIT	\$	\$	\$	\$ 1,996	\$	\$
RUSH	CIRCUIT	\$	\$	\$ ^G 1,200	\$ 2,743	\$ 440	\$ 80
SCOTT	CIRCUIT	\$ 8,000	\$	\$ 588	\$ 8,856	\$ 180	\$ 144
SHELBY	CIRCUIT	\$	\$	\$	\$ 5,777	\$ 50	\$ 32
SHELBY	SUPERIOR	\$	\$	\$	\$ 8,483	\$ 730	\$
SPENCER	CIR SC	\$	\$	\$ ^E 6,325	\$	\$	\$
SPENCER	CIRCUIT	\$	\$	\$	\$ 512	\$ 6,034	\$ 141
ST. JOSEPH	CIRCUIT	\$	\$	\$	\$ 675	\$ 75	\$ 40
ST. JOSEPH	JUVENILE	\$	\$	\$	\$	\$	\$
ST. JOSEPH	PROBATE	\$	\$	\$	\$ 550	\$	\$
ST. JOSEPH	SUPERIOR	\$	\$	\$	\$ 1,900	\$ 240	\$ 112
STARKE	CIRCUIT	\$	\$	\$	\$ 1,319	\$ 1,250	\$ 288
STEUBEN	CIRCUIT	\$	\$	\$	\$ 2,729	\$ 270	\$ 88
SULLIVAN	CIRCUIT	\$ 4,000	\$	\$	\$ 1,000	\$ 450	\$ 644

Circuit and Superior Court Expenditures

COUNTY	COURT	Public Defenders- Salaried	Public Defender's Staff (Secy.)	Other Employees	Per Diem of Special Judges	Per Diem of Judges- Venued Cases	Per Diem-Ct. Reporters- Venued Cases
SWITZERLAND	CIRCUIT	\$	\$	\$	\$ 1,027	\$	\$
TIPPECANOE	CIRCUIT	\$	\$	\$	\$ 1,614	\$	\$
TIPPECANOE	SUPERIOR 1	\$	\$	\$ P 2,255	\$ 1,601	\$	\$
TIPPECANOE	SUPERIOR 2	\$	\$	\$	\$ 713	\$	\$
TIPTON	CIRCUIT	\$	\$	\$	\$ 4,501	\$ 1,380	\$ 1,626
UNION	CIRCUIT	\$	\$	\$	\$ 1,570	\$ 60	\$ 48
VANDEBURGH	CIRCUIT	\$	\$ 3,740	\$	\$	\$	\$
VANDEBURGH	SUPERIOR	\$ 41,270	\$ 12,893	\$ 120,181 ³	\$	\$	\$
VERMILLION	CIRCUIT	\$	\$	\$	\$ 982	\$ 380	\$ 300
VIGO	CIR SUP CO	\$ 49,689	\$ 17,540	\$ E 9,004	\$ 5,988	\$ 110	\$ 120
WABASH	CIRCUIT	\$	\$	\$	\$ 7,797	\$ 110	\$ 88
WARREN	CIRCUIT	\$	\$	\$	\$ 500	\$ 480	\$ 216
WARRICK	CIRCUIT	\$ 6,300	\$	\$ J 2,613	\$ 4,279	\$ 1,900	\$ 1,624
WARRICK	SUPERIOR	\$ 3,000	\$	\$ E 14,460	\$	\$	\$
WASHINGTON	CIRCUIT	\$	\$	\$	\$ 5,000	\$ 240	\$ 232
WAYNE	ADMIN	\$	\$	\$	\$	\$	\$
WAYNE	CIRCUIT	\$ 5,833	\$	\$	\$ 521	\$ 70	\$ 56
WAYNE	PROB DEPT	\$	\$	\$	\$	\$	\$
WAYNE	SUPERIOR 1	\$ 16,980	\$	\$	\$ 618	\$ 80	\$ 64
WAYNE	SUPERIOR 2	\$ 8,242	\$ 4,860	\$ 85	\$ 1,013	\$ 10	\$ 8
WELLS	CIRCUIT	\$	\$	\$	\$ 1,518	\$ 2,325	\$ 232
WHITE	CIRCUIT	\$	\$	\$	\$ 2,097	\$ 760	\$ 608
WHITLEY	CIRCUIT	\$	\$	\$	\$ 1,879	\$ 1,490	\$ 384

Circuit and Superior Court Expenditures

<u>COUNTY</u>	<u>COURT</u>	Per Diem- Bailliffs- Venued Cases	Per Diem of Grand Jurors	Per Diem of Petit Jurors	Pauper Atty. (Case by Case)	Witness Fees	Medical Services
ADAMS	CIRCUIT	\$ 10	\$ 203	\$ 16	\$ 3,102	\$	\$
ALLEN	CIRCUIT	\$	\$ 716	\$ 20,850	\$ 9,414	\$ 3,943	\$
ALLEN	SUPERIOR	\$	\$	\$	\$ 10,792	\$	\$
BARTHOLOMEW	CIRCUIT	\$	\$ 486	\$ 5,917	\$	\$	\$
BARTHOLOMEW	SUPERIOR	\$	\$	\$ 3,290	\$ 17,610	\$	\$
BENTON	CIRCUIT	\$ 100	\$ 892	\$	\$ 4,348	\$	\$ 84
BLACKFORD	CIRCUIT	\$ 115	\$ 340	\$ 4,125	\$ 6,490	\$	\$
BOONE	CIRCUIT	\$ 830	\$ 218	\$ 9,123	\$ 6,148	\$	\$
BOONE	SUPERIOR	\$ 895	\$	\$ 7,025	\$ 10,696	\$ 438	\$
BROWN	CIRCUIT	\$ 1,855	\$	\$ 9,773	\$ 19,493	\$	\$
CARROLL	CIR CCF	\$	\$	\$	\$	\$	\$
CARROLL	CIRCUIT	\$ 165	\$ 229	\$ 5,966	\$ 13,766	\$	\$
CASS	CIRCUIT	\$ 35	\$ 301	\$ 2,652	\$ 10,000	\$	\$
CASS	SUPERIOR	\$	\$	\$	\$ 3,000	\$	\$ 2,207
CLARK	CIRCUIT	\$	\$ 234	\$ 7,340	\$ 29,223	\$	\$
CLARK	SUPERIOR	\$ 5	\$	\$ 3,156	\$	\$	\$
CLAY	CIRCUIT	\$ 665	\$ 2,322	\$ 11,885	\$ 5,000	\$	\$
CLINTON	CIRCUIT	\$ 150	\$ 698	\$ 6,487	\$ 13,251	\$	\$ 40
CRAWFORD	CIRCUIT	\$ 45	\$ 697	\$ 3,000	\$ 1,241	\$ 50	\$ 60
DAVISS	CIRCUIT	\$ 10	\$ 158	\$ 10,829	\$ 14,232	\$ 476	\$ 144
DEARBORN	CIRCUIT	\$	\$ 455	\$ 4,764	\$	\$	\$
DECATUR	CIRCUIT	\$	\$ 2,389	\$	\$ 8,544	\$	\$
DEKALB	CIRCUIT	\$ 735	\$	\$ 4,041	\$ 3,944	\$ 345	\$

Circuit and Superior Court Expenditures

<u>COUNTY</u>	<u>COURT</u>	Per Diem- Bailiffs- Venued Cases	Per Diem of Grand Jurors	Per Diem of Petit Jurors	Pauper Atty. (Case by Case)	Witness Fees	Medical Services
DEKALB	SUPERIOR	\$ 5	\$	\$ 1,356	\$ 9,263	\$	\$
DELAWARE	CIRCUIT	\$ 510	\$	\$ 6,729	\$ 12,176	\$ 485	\$
DELAWARE	SUPERIOR 1	\$ 15	\$	\$ 2,945	\$	\$	\$
DELAWARE	SUPERIOR 2	\$ 95	\$	\$ 5,730	\$	\$	\$
DUBOIS	CIRCUIT	\$ 559	\$ 364	\$ 6,021	\$ 3,000	\$ 17	\$ 382
ELKHART	CIRCUIT	\$ 75	\$ 854	\$ 7,678	\$ 18,865	\$ 55	\$
ELKHART	PROB. DEPT.	\$	\$	\$	\$	\$	\$
ELKHART	PUBLIC DEF.	\$	\$	\$	\$	\$ 2,180	\$
ELKHART	SUP 2 JUV DIV	\$	\$	\$	\$ 14,592	\$ 94	\$
ELKHART	SUPERIOR 1	\$	\$ 1,066	\$ 2,916	\$	\$ 350	\$
ELKHART	SUPERIOR 2	\$ 4	\$	\$ 6,808	\$ 2,121	\$ 280	\$
FAYETTE	CIRCUIT	\$ 70	\$ 146	\$ 5,866	\$ 5,099	\$	\$ 344
FLOYD	CIRCUIT	\$	\$ 12,500	\$	\$	\$ 25	\$
FLOYD	SUPERIOR	\$	\$	\$	\$ 10,000	\$	\$
FOUNTAIN	CIRCUIT	\$ 150	\$	\$ 6,247	\$ 8,137	\$	\$
FRANKLIN	CIRCUIT	\$	\$ 270	\$ 4,733	\$ 4,651	\$	\$
FULTON	CIRCUIT	\$ 40	\$ 721	\$ 2,855	\$ 8,950	\$	\$ 740
GIBSON	CIRCUIT	\$ 55	\$ 101	\$ 7,663	\$ 8,645	\$	\$
GRANT	CIRCUIT	\$ 140	\$ 908	\$ 6,237	\$ 1,471	\$	\$
GRANT	PROB - REHAB.	\$	\$	\$	\$	\$	\$
GRANT	SUPERIOR I	\$ 35	\$	\$ 5,121	\$	\$ 133	\$
GRANT	SUPERIOR 2	\$ 40	\$	\$ 6,455	\$ 225	\$ 1,216	\$
GREENE	CIRCUIT	\$ 160	\$ 775	\$ 5,036	\$ 8,393	\$	\$

Circuit and Superior Court Expenditures

COUNTY	COURT	Per Diem- Bailiffs- Venued Cases	Per Diem of Grand Jurors	Per Diem of Petit Jurors	Pauper Atty. (Case by Case)	Witness Fees	Medical Services
HAMILTON	CIRCUIT	\$ 885	\$ 854	\$ 15,198	\$ 35,880	\$ 1,260	\$ 2,297
HAMILTON	SUPERIOR	\$ 295	\$	\$ 13,924	\$ 40,215	\$	\$
HANCOCK	CIRCUIT	\$ 385	\$ 373	\$ 14,053	\$ 14,624	\$ 778	\$
HANCOCK	SUPERIOR	\$ 419	\$	\$ 8,098	\$ 29,690	\$ 1,386	\$
HARRISON	CIRCUIT	\$ 438	\$ 363	\$ 3,292	\$ 6,045	\$	\$
HENDRICKS	CIRCUIT	\$ 35	\$ 7,596	\$ 4,764	\$ 8,556	\$	\$
HENDRICKS	SUPERIOR I	\$ 10	\$	\$ 2,308	\$ 9,749	\$ 153	\$
HENDRICKS	SUPERIOR II	\$	\$	\$ 2,816	\$ 16,305	\$	\$ 2,530
HENRY	CIRCUIT	\$ 328	\$ 742	\$ 10,258	\$ 6,600	\$ 12	\$
HENRY	SUPERIOR	\$	\$	\$ 6,782	\$ 10,500	\$	\$
HOWARD	CIRCUIT	\$ 40	\$ 429	\$ 3,985	\$ 2,296	\$	\$
HOWARD	SUPERIOR 1	\$ 95	\$	\$ 3,150	\$	\$	\$
HOWARD	SUPERIOR 2	\$ 5	\$	\$ 3,187	\$	\$	\$
HUNTINGTON	CIRCUIT	\$ 55	\$	\$ 7,453	\$ 15,344	\$	\$
JACKSON	CIRCUIT	\$ 329	\$ 1,644	\$ 8,231	\$ 15,349	\$ 1,507	\$
JASPER	CIRCUIT	\$ 1,470	\$ 193	\$ 11,544	\$ 24,239	\$	\$ 725
JAY	CIRCUIT	\$ 85	\$ 1,781	\$ 6,690	\$ 25,766	\$	\$
JEFFERSON	CIRCUIT	\$ 100	\$ 698	\$ 10,078	\$ 6,492	\$ 1,129	\$
JENNINGS	CIRCUIT	\$ 354	\$ 521	\$ 3,640	\$ 9,517	\$	\$
JOHNSON	CIRCUIT	\$ 780	\$ 623	\$ 10,855	\$ 11,130	\$	\$
JOHNSON	SUPERIOR	\$ 70	\$	\$ 8,544	\$	\$	\$
KNOX	CIRCUIT	\$ 150	\$	\$ 9,371	\$ 1,417	\$	\$
KNOX	SUPERIOR	\$	\$ 1,107	\$ 1,711	\$ 25,934	\$	\$ 933

Circuit and Superior Court Expenditures

<u>COUNTY</u>	<u>COURT</u>	Per Diem- Bailiffs- Venued Cases	Per Diem of Grand Jurors	Per Diem of Petit Jurors	Pauper Atty. (Case by Case)	Witness Fees	Medical Services
KOSCIUSKO	CIRCUIT	\$ 60	\$	\$ 3,950	\$ 593	\$	\$
KOSCIUSKO	SUPERIOR	\$ 10	\$ 148	\$ 14	\$ 4,620	\$	\$
LAGRANGE	CIRCUIT	\$	\$	\$ 3,905	\$ 2,250	\$	\$
LAKE	CIRCUIT	\$	\$	\$ 4,193	\$	\$	\$
LAKE	SUP CIVIL	\$	\$	\$ 9,355	\$	\$	\$
LAKE	SUP CRIM	\$	\$ 7,904	\$ 235,949	\$	\$ 360	\$
LAKE	SUP CRM PROB	\$	\$	\$	\$	\$	\$
LAKE	SUP JUV	\$	\$	\$ 1,000	\$	\$	\$
LAKE	SUP PUB DEF	\$	\$	\$	\$ 55	\$ 5,200	\$
LAPORTE	CIRCUIT	\$ 160	\$ 562	\$ 4,243	\$ 9,179	\$	\$
LAPORTE	SUPERIOR 1	\$ 120	\$	\$ 7,322	\$ 15,233	\$	\$
LAPORTE	SUPERIOR 2	\$ 20	\$	\$ 1,681	\$ 12,730	\$	\$ 1,716
LAWRENCE	CIRCUIT	\$	\$ 614	\$ 5,919	\$ 8,000	\$	\$ 610
LAWRENCE	SUPERIOR	\$	\$	\$ 2,844	\$	\$	\$
MADISON	CIRCUIT	\$ 1	\$ 1,524	\$ 21,649	\$ 750	\$	\$ 546
MADISON	SUP I II III	\$ 5	\$	\$ 15,885	\$ 1,907	\$	\$ 225
MARION	CIRCUIT	\$	\$ 1,500**	\$	\$	\$	\$
MARION	SUP CIV 1	\$	\$	\$ 1,900	\$	\$	\$
MARION	SUP CIV 2	\$	\$	\$ 4,020	\$	\$	\$
MARION	SUP CIV 3	\$	\$	\$ 10,000	\$	\$	\$
MARION	SUP CIV 4	\$	\$	\$ 1,810	\$	\$	\$
MARION	SUP CIV 5	\$	\$	\$ 20,000**	\$	\$	\$
MARION	SUP CIV 6	\$	\$	\$ 4,130	\$	\$	\$

Circuit and Superior Court Expenditures

<u>COUNTY</u>	<u>COURT</u>	Per Diem- Baillifs- Venued Cases	Per Diem of Grand Jurors	Per Diem of Petit Jurors	Pauper Atty. (Case by Case)	Witness Fees	Medical Services
MARION	SUP CIV 7	\$	\$	\$ 8,610	\$	\$	\$
MARION	SUP CRM I	\$	\$ 1,258	\$ 42,329	\$ 63,685	\$ 11,207	\$
MARION	SUP CRM II	\$	\$	\$	\$ 31,000	\$	\$
MARION	SUP CRM III	\$	\$ 1,557	\$ 37,493	\$ 49,990	\$ 8,725	\$
MARION	SUP CRM IV	\$	\$ 2,192	\$ 22,914	\$ 38,067	\$ 7,518	\$
MARION	SUP JUV	\$	\$	\$ 8,000 **	\$	\$	\$
MARION	SUP PROBATE	\$	\$	\$	\$ 1,812	\$	\$
MARSHALL	CIRCUIT	\$ 105	\$ 5,348	\$	\$ 5,324	\$	\$
MARSHALL	SUPERIOR	\$ 100	\$ 9,079	\$	\$ 7,806	\$	\$ 400
MARTIN	CIRCUIT	\$	\$ 258	\$ 1,530	\$ 633	\$	\$
MIAMI	CIRCUIT	\$ 225	\$ 165	\$ 8,662	\$ 10,182	\$	\$ 357
MIAMI	PROB DEPT	\$	\$	\$	\$	\$	\$
MIAMI	SUPERIOR	\$ 75	\$	\$ 595	\$ 10,000	\$ 25	\$ 585
MONROE	CIRCUIT	\$ 35	\$ 381	\$ 7,270	\$	\$	\$ 20
MONROE	SUPERIOR	\$ 30	\$	\$ 36,181	\$ 1,388	\$	\$
MONTGOMERY	CIRCUIT	\$ 175	\$ 1,630	\$ 13,519	\$ 11,501	\$ 294	\$
MORGAN	CIRCUIT	\$ 655	\$	\$ 4,120	\$ 1,760	\$	\$
MORGAN	SUPERIOR	\$ 40	\$ 564	\$ 12,419	\$ 21,871	\$ 395	\$
NEWTON	CIR SC	\$	\$	\$	\$	\$	\$
NEWTON	CIRCUIT	\$ 1,360	\$	\$ 4,400	\$ 10,745	\$	\$
NOBLE	CIRCUIT	\$ 445	\$ 336	\$ 11,303	\$ 2,652	\$	\$
OHIO	CIRCUIT	\$	\$	\$ 787	\$ 1,000	\$	\$
ORANGE	CIRCUIT	\$ 230	\$ 261	\$ 2,948	\$ 1,100	\$	\$

Circuit and Superior Court Expenditures

<u>COUNTY</u>	<u>COURT</u>	Per Diem- Bailliffs- Venued Cases	Per Diem of Grand Jurors	Per Diem of Petit Jurors	Pauper Atty. (Case by Case)	Witness Fees	Medical Services
OWEN	CIRCUIT	\$ 15	\$ 455	\$ 7,906	\$ 250	\$	\$
PARKE	CIRCUIT	\$	\$ 114	\$ 6,315	\$ 3,418	\$ 22	\$
PERRY	CIRCUIT	\$	\$ 277	\$ 8,402	\$ 11,225	\$	\$ 77
PIKE	CIRCUIT	\$ 115	\$ 498	\$ 2,805	\$ 1,225	\$	\$
PORTER	CIR SUP	\$ 3,132	\$ 115	\$ 52,929	\$ 60,338	\$	\$
POSEY	CIRCUIT	\$	\$ 350	\$ 5,934	\$ 8,265	\$	\$
PULASKI	CIRCUIT	\$ 240	\$ 780	\$ 6,772	\$ 5,051	\$ 330	\$
PUTNAM	CIRCUIT	\$	\$	\$	\$	\$	\$
RANDOLPH	CIRCUIT	\$ 100	\$ 118	\$ 6,278	\$ 8,891	\$	\$
RIPLEY	CIRCUIT	\$	\$ 193	\$ 3,843	\$ 855	\$	\$
RUSH	CIRCUIT	\$	\$ 154	\$ 851	\$ 13,474	\$	\$
SCOTT	CIRCUIT	\$	\$ 1,957	\$ 6,799	\$	\$	\$
SHELBY	CIRCUIT	\$ 20	\$	\$ 544	\$ 4,445	\$	\$
SHELBY	SUPERIOR	\$	\$ 1,154	\$ 15,016	\$ 22,877	\$	\$ 1,225
SPENCER	CIR SC	\$	\$	\$	\$	\$	\$
SPENCER	CIRCUIT	\$ 140	\$ 122	\$ 3,172	\$ 9,679	\$	\$
ST. JOSEPH	CIRCUIT	\$ 25	\$ 2,322	\$ 9,977	\$	\$	\$
ST. JOSEPH	JUVENILE	\$	\$	\$	\$	\$	\$
ST. JOSEPH	PROBATE	\$	\$	\$	\$	\$	\$
ST. JOSEPH	SUPERIOR	\$ 45	\$	\$ 46,358	\$	\$	\$
STARKE	CIRCUIT	\$ 605	\$ 137	\$	\$ 8,660	\$	\$
STEUBEN	CIRCUIT	\$ 50	\$ 395	\$ 3,216	\$ 12,082	\$	\$ 652
SULLIVAN	CIRCUIT	\$ 225	\$	\$ 5,409	\$	\$	\$

Circuit and Superior Court Expenditures

<u>COUNTY</u>	<u>COURT</u>	Per Diem- Baillifs- Venued Cases	Per Diem of Grand Jurors	Per Diem of Petit Jurors	Pauper Atty. (Case by Case)	Witness Fees	Medical Services
SWITZERLAND	CIRCUIT	\$	\$ 281	\$	\$ 528	\$	\$
TIPPECANOE	CIRCUIT	\$	\$ 4,117	\$ 9,915	\$	\$	\$
TIPPECANOE	SUPERIOR 1	\$	\$	\$ 11,690	\$	\$ 170	\$
TIPPECANOE	SUPERIOR 2	\$	\$	\$ 1,331	\$	\$	\$
TIPTON	CIRCUIT	\$ 690	\$ 1,179	\$ 16,561	\$ 13,387	\$	\$
UNION	CIRCUIT	\$	\$	\$ 579	\$ 1,275	\$	\$
VANDEBURGH	CIRCUIT	\$	\$ 5,000	\$ 30,000	\$ 35,000	\$	\$
VANDEBURGH	SUPERIOR	\$	\$	\$ 31,018	\$ 27,662 ⁴	\$	\$
VERMILLION	CIRCUIT	\$ 200	\$ 367	\$ 19,288	\$ 8,092	\$	\$
VIGO	CIR SUP CO	\$	\$ 1,943	\$ 20,571	\$ 750	\$	\$
WABASH	CIRCUIT	\$ 60	\$ 1,924	\$ 7,897	\$ 30,162	\$	\$
WARREN	CIRCUIT	\$ 125	\$ 437	\$ 6,035	\$ 5,985	\$	\$
WARRICK	CIRCUIT	\$ 1,000	\$ 1,792	\$ 14,973	\$ 1,975	\$	\$ 98
WARRICK	SUPERIOR	\$	\$	\$	\$ 3,150	\$	\$
WASHINGTON	CIRCUIT	\$ 145	\$	\$ 7,398	\$ 8,136	\$	\$
WAYNE	ADMIN	\$	\$	\$	\$	\$	\$
WAYNE	CIRCUIT	\$ 35	\$ 426	\$ 7,300	\$ 5,000	\$	\$
WAYNE	PROB DEPT	\$	\$	\$	\$	\$	\$ 2,000**
WAYNE	SUPERIOR 1	\$ 40	\$ 251	\$ 6,707	\$ 481	\$ 80	\$ 150
WAYNE	SUPERIOR 2	\$ 5	\$ 701	\$ 4,995	\$ 275	\$	\$ 461
WELLS	CIRCUIT	\$ 280	\$ 397	\$ 8,576	\$ 15,269	\$	\$
WHITE	CIRCUIT	\$ 380	\$ 624	\$ 1,849	\$ 7,374	\$	\$
WHITLEY	CIRCUIT	\$ 155	\$ 296	\$ 10,264	\$ 3,158	\$	\$ 100

Circuit and Superior Court Expenditures

<u>COUNTY</u>	<u>COURT</u>	Psychiatric Services	Indigent Trans. Defense and Appeal	Other	Total Personal Services	Freight & Express	Postage
ADAMS	CIRCUIT	\$	\$	\$	\$ 60,556	\$	\$ 22
ALLEN	CIRCUIT	\$	\$	\$	\$ 393,058	\$	\$ 940
ALLEN	SUPERIOR	\$ 22,724	\$	\$ 15,124 ⁵	\$ 900,950	\$	\$ 3,910
BARTHOLOMEW	CIRCUIT	\$ 1,200	\$	\$	\$ 87,547	\$	\$ 620
BARTHOLOMEW	SUPERIOR	\$	\$	\$ S ₄₈₀	\$ 44,934	\$	\$ 210
BENTON	CIRCUIT	\$ 165	\$	\$ 52	\$ 36,617	\$	\$ 461
BLACKFORD	CIRCUIT	\$ 100	\$	\$	\$ 54,491	\$	\$ 368
BOONE	CIRCUIT	\$	\$	\$	\$ 52,106	\$	\$ 2,277
BOONE	SUPERIOR	\$ 573	\$	\$ 450	\$ 55,545	\$	\$ 502
BROWN	CIRCUIT	\$ 570	\$	\$	\$ 75,099	\$	\$ 720
CARROLL	CIR CCF	\$	\$	\$	\$ 9,100	\$	\$ 874
CARROLL	CIRCUIT	\$	\$	\$ Q ₂₇₅	\$ 57,499	\$	\$ 454
CASS	CIRCUIT	\$ 513	\$	\$ 40	\$ 54,491	\$	\$ 205
CASS	SUPERIOR	\$	\$	\$	\$ 26,725	\$	\$ 414
CLARK	CIRCUIT	\$ 248	\$ 1,215	\$	\$ 78,485	\$	\$ 200
CLARK	SUPERIOR	\$	\$	\$	\$ 29,633	\$	\$ 92
CLAY	CIRCUIT	\$	\$ 1,074	\$	\$ 56,869	\$	\$ 413
CLINTON	CIRCUIT	\$	\$	\$ T ₆₇₃	\$ 52,943	\$	\$ 323
CRAWFORD	CIRCUIT	\$	\$	\$	\$ 21,452	\$	\$ 75
DAVISS	CIRCUIT	\$ 53	\$	\$ 16	\$ 80,059	\$	\$ 501
DEARBORN	CIRCUIT	\$	\$	\$	\$ 55,525	\$	\$ 422
DECATUR	CIRCUIT	\$	\$	\$	\$ 40,136	\$	\$ 254
DEKALB	CIRCUIT	\$	\$	\$ 400	\$ 59,619	\$	\$ 500

Circuit and Superior Court Expenditures

<u>COUNTY</u>	<u>COURT</u>	Psychiatric Services	Indigent Trans. Defense and Appeal	Other	Total Personal Services	Freight & Express	Postage
DEKALB	SUPERIOR	\$	\$ 701	\$	\$ 35,570	\$	\$ 600
DELAWARE	CIRCUIT	\$ 3,226	\$ 150	\$ 1,589	\$ 145,672	\$	\$
DELAWARE	SUPERIOR 1	\$	\$	\$	\$ 41,766	\$	\$ 83
DELAWARE	SUPERIOR 2	\$ 896	\$	\$ 149	\$ 79,567	\$	\$
DUBOIS	CIRCUIT	\$ 80	\$	\$	\$ 38,004	\$	\$
ELKHART	CIRCUIT	\$	\$ 1,442	\$	\$ 127,194	\$	\$ 275
ELKHART	PROB. DEPT.	\$	\$	\$	\$ 207,759	\$	\$ 2,454
ELKHART	PUBLIC DEF.	\$	\$	\$	\$ 56,931	\$	\$ 247
ELKHART	SUP 2 JUV DIV	\$	\$	\$	\$ 23,636	\$	\$
ELKHART	SUPERIOR 1	\$	\$	\$ I ⁶⁰	\$ 54,178	\$	\$ 54
ELKHART	SUPERIOR 2	\$	\$	\$ I ³ ,124	\$ 55,367	\$	\$ 300
FAYETTE	CIRCUIT	\$	\$	\$	\$ 52,900	\$	\$ 450
FLOYD	CIRCUIT	\$	\$	\$	\$ 83,575	\$	\$
FLOYD	SUPERIOR	\$	\$	\$	\$ 34,100	\$	\$
FOUNTAIN	CIRCUIT	\$ 364	\$	\$ 1,140	\$ 51,715	\$	\$ 700
FRANKLIN	CIRCUIT	\$	\$	\$	\$ 41,360	\$	\$ 580
FULTON	CIRCUIT	\$	\$	\$	\$ 42,457	\$	\$
GIBSON	CIRCUIT	\$	\$	\$	\$ 67,697	\$	\$ 716
GRANT	CIRCUIT	\$ 635	\$ 1,734	\$ 214	\$ 46,263	\$	\$ 600
GRANT	PROB - REHAB.	\$ 34,347	\$	\$	\$ 171,548	\$	\$ 650
GRANT	SUPERIOR I	\$	\$ 2,250	\$ Q ¹⁷⁵	\$ 43,972	\$	\$ 300
GRANT	SUPERIOR 2	\$	\$ 141	\$	\$ 45,994	\$	\$ 319
GREENE	CIRCUIT	\$ 2,270	\$ 1,880	\$	\$ 50,756	\$	\$ 909

Circuit and Superior Court Expenditures

<u>COUNTY</u>	<u>COURT</u>	Psychiatric Services	Indigent Trans. Defense and Appeal	Other	Total Personal Services	Freight & Express	Postage
HAMILTON	CIRCUIT	\$	\$ 2,738	\$ 1,159	\$ 159,139	\$	\$ 301
HAMILTON	SUPERIOR	\$ 1,580	\$ 1,622	\$	\$ 125,326	\$	\$ 1,000
HANCOCK	CIRCUIT	\$	\$	\$	\$ 68,962	\$	\$ 855
HANCOCK	SUPERIOR	\$	\$	\$	\$ 77,929	\$	\$
HARRISON	CIRCUIT	\$	\$	\$ 8,200	\$ 44,167	\$	\$ 296
HENDRICKS	CIRCUIT	\$ 125	\$	\$	\$ 75,199	\$	\$
HENDRICKS	SUPERIOR I	\$ 5,630	\$ 253	\$	\$ 60,082	\$	\$
HENDRICKS	SUPERIOR II	\$ 165	\$ 20	\$	\$ 64,983	\$	\$ 50
HENRY	CIRCUIT	\$ 720	\$ 207	\$	\$ 73,647	\$	\$ 443
HENRY	SUPERIOR	\$	\$	\$	\$ 40,997	\$	\$ 140
HOWARD	CIRCUIT	\$	\$	\$ 1,659	\$ 100,710	\$	\$ 800
HOWARD	SUPERIOR 1	\$	\$	\$ 619	\$ 29,094	\$	\$ 299
HOWARD	SUPERIOR 2	\$	\$	\$ 330	\$ 29,135	\$	\$ 237
HUNTINGTON	CIRCUIT	\$ 2,121	\$ 445	\$	\$ 65,803	\$	\$ 131
JACKSON	CIRCUIT	\$	\$	\$ 779	\$ 90,351	\$	\$
JASPER	CIRCUIT	\$	\$	\$	\$ 97,776	\$	\$ 700
JAY	CIRCUIT	\$ 1,296	\$ 52,209	\$	\$ 128,785	\$	\$ 300
JEFFERSON	CIRCUIT	\$	\$	\$	\$ 75,022	\$	\$ 450
JENNINGS	CIRCUIT	\$	\$ 30	\$	\$ 51,914	\$	\$ 1,078
JOHNSON	CIRCUIT	\$ 315	\$	\$ 6,287	\$ 103,329	\$	\$ 1,515
JOHNSON	SUPERIOR	\$	\$ 8,649	\$ 600	\$ 76,948	\$	\$ 1,000
KNOX	CIRCUIT	\$	\$	\$	\$ 32,876	\$	\$
KNOX	SUPERIOR	\$ 248	\$ 872	\$ 460	\$ 54,038	\$	\$ 85

Circuit and Superior Court Expenditures

<u>COUNTY</u>	<u>COURT</u>	Psychiatric Services	Indigent Trans. Defense and Appeal	Other	Total Personal Services	Freight & Express	Postage
KOSCIUSKO	CIRCUIT	\$	\$	\$	\$ 48,886	\$	\$ 800
KOSCIUSKO	SUPERIOR	\$	\$	\$	\$ 41,730	\$	\$ 800
LAGRANGE	CIRCUIT	\$ 3,777	\$ 203	\$	\$ 51,955	\$	\$ 633
LAKE	CIRCUIT	\$	\$	\$	\$ 97,462	\$	\$
LAKE	SUP CIVIL	\$	\$ 198	\$ 600	\$ 408,270	\$	\$ 56
LAKE	SUP CRIM	\$ 31,153	\$ 249,278	\$ H 11,558	\$1,151,607	\$	\$ 500
LAKE	SUP CRM PROB	\$	\$	\$	\$ 303,424	\$	\$
LAKE	SUP JUV	\$	\$ 2,000	\$	\$ 835,181	\$	\$ 2,600
LAKE	SUP PUB DEF	\$	\$	\$	\$ 283,479	\$	\$
LAPORTE	CIRCUIT	\$	\$	\$	\$ 79,989	\$	\$ 1,350
LAPORTE	SUPERIOR 1	\$	\$ 727	\$	\$ 103,513	\$	\$ 750
LAPORTE	SUPERIOR 2	\$ 565	\$ 2,683	\$	\$ 122,525	\$ 1,500	\$
LAWRENCE	CIRCUIT	\$	\$	\$ I 398	\$ 88,070	\$	\$ 2,070
LAWRENCE	SUPERIOR	\$	\$	\$	\$ 41,676	\$	\$ 400
MADISON	CIRCUIT	\$	\$	\$	\$ 176,235	\$ 6,013	\$
MADISON	SUP I II III	\$ 2,966	\$ 150	\$	\$ 330,303	\$	\$
MARION	CIRCUIT	\$	\$	\$	\$ 98,400**	\$	\$ 250**
MARION	SUP CIV 1	\$	\$	\$	\$ 45,810	\$	\$ 500
MARION	SUP CIV 2	\$	\$	\$	\$ 45,868	\$	\$ 100
MARION	SUP CIV 3	\$	\$	\$	\$ 64,379	\$	\$ 500
MARION	SUP CIV 4	\$	\$	\$ T 1,869	\$ 52,558	\$	\$ 150
MARION	SUP CIV 5	\$	\$	\$	\$ 69,000**	\$	\$ 200**
MARION	SUP CIV 6	\$	\$	\$	\$ 58,030	\$	\$ 299

Circuit and Superior Court Expenditures

<u>COUNTY</u>	<u>COURT</u>	Psychiatric Services	Indigent Trans. Defense and Appeal	Other	Total Personal Services	Freight & Express	Postage
MARION	SUP CIV 7	\$	\$	\$	\$ 50,600	\$	\$ 148
MARION	SUP CRM I	\$	\$	\$ I 1,440	\$ 262,520	\$	\$ 400
MARION	SUP CRM II	\$	\$	\$	\$ 101,501	\$	\$ 871
MARION	SUP CRM III	\$	\$ 7,975	\$ I 1,445	\$ 240,563	\$	\$ 230
MARION	SUP CRM IV	\$	\$ 14,017	\$ 1,518	\$ 178,737	\$	\$ 314
MARION	SUP JUV	\$	\$	\$	\$1,330,071 **	\$	\$ 3,620 **
MARION	SUP PROBATE	\$	\$ 204	\$ 10,861	\$ 161,495	\$	\$ 700
MARSHALL	CIRCUIT	\$	\$	\$	\$ 73,728	\$	\$ 326
MARSHALL	SUPERIOR	\$	\$	\$ 150	\$ 45,796	\$	\$ 438
MARTIN	CIRCUIT	\$	\$	\$	\$ 8,995	\$	\$ 100
MIAMI	CIRCUIT	\$	\$ 1,969	\$	\$ 47,011	\$ 9	\$ 435
MIAMI	PROB DEPT	\$	\$	\$	\$ 18,592	\$	\$ 148
MIAMI	SUPERIOR	\$	\$ 295	\$ 350	\$ 36,059	\$ 9	\$ 299
MONROE	CIRCUIT	\$	\$	\$ 245	\$ 73,143	\$	\$ 604
MONROE	SUPERIOR	\$ 37	\$	\$ Q 1,925	\$ 136,764	\$	\$ 1,184
MONTGOMERY	CIRCUIT	\$ 129	\$	\$	\$ 72,955	\$	\$ 226
MORGAN	CIRCUIT	\$ 50	\$	\$	\$ 39,636	\$	\$ 271
MORGAN	SUPERIOR	\$ 3,320	\$	\$ Q 475	\$ 73,414	\$	\$ 906
NEWTON	CIR SC	\$	\$	\$	\$ 33,835	\$	\$ 802
NEWTON	CIRCUIT	\$	\$	\$ 243	\$ 50,871	\$ 24	\$ 754
NOBLE	CIRCUIT	\$ 1,542	\$ 298	\$	\$ 108,686	\$	\$
OHIO	CIRCUIT	\$	\$	\$	\$ 6,498	\$	\$
ORANGE	CIRCUIT	\$ 105	\$	\$	\$ 33,561	\$	\$ 443

Circuit and Superior Court Expenditures

<u>COUNTY</u>	<u>COURT</u>	Psychiatric Services	Indigent Trans. Defense and Appeal	Other	Total Personal Services	Freight & Express	Postage
OWEN	CIRCUIT	\$	\$ 35	\$	\$ 48,133	\$	\$ 80
PARKE	CIRCUIT	\$	\$	\$	\$ 38,034	\$	\$ 211
PERRY	CIRCUIT	\$	\$	\$	\$ 53,522	\$	\$ 1,086
PIKE	CIRCUIT	\$	\$	\$	\$ 44,381	\$	\$ 293
PORTER	CIR SUP	\$ 2,970	\$	\$	\$ 253,916	\$	\$ 1,495
POSEY	CIRCUIT	\$	\$ 465	\$	\$ 58,734	\$	\$ 30
PULASKI	CIRCUIT	\$	\$	\$ I60	\$ 60,012	\$	\$ 583
PUTNAM	CIRCUIT	\$	\$	\$	\$ 37,194	\$	\$
RANDOLPH	CIRCUIT	\$ 815	\$	\$	\$ 54,894	\$	\$ 563
RIPLEY	CIRCUIT	\$	\$	\$	\$ 34,657	\$	\$ 421
RUSH	CIRCUIT	\$ 545	\$	\$ 15	\$ 49,992	\$	\$ 328
SCOTT	CIRCUIT	\$	\$ 213	\$ 100	\$ 61,321	\$	\$ 202
SHELBY	CIRCUIT	\$	\$ 603	\$	\$ 43,414	\$	\$ 850
SHELBY	SUPERIOR	\$	\$ 457	\$ T662	\$ 86,127	\$	\$ 564
SPENCER	CIR SC	\$	\$	\$	\$ 12,130	\$ 100	\$ 556
SPENCER	CIRCUIT	\$ 180	\$	\$ 250	\$ 49,729	\$	\$ 249
ST. JOSEPH	CIRCUIT	\$	\$	\$ I500	\$ 74,339	\$	\$ 777
ST. JOSEPH	JUVENILE	\$	\$	\$	\$ 241,389	\$	\$ 650
ST. JOSEPH	PROBATE	\$	\$	\$	\$ 46,140	\$	\$ 77
ST. JOSEPH	SUPERIOR	\$	\$	\$	\$ 368,085	\$	\$ 1,765
STARKE	CIRCUIT	\$	\$	\$	\$ 47,523	\$	\$ 1,070
STEUBEN	CIRCUIT	\$	\$	\$	\$ 55,837	\$	\$ 450
SULLIVAN	CIRCUIT	\$	\$ 989	\$	\$ 41,927	\$	\$ 310

Circuit and Superior Court Expenditures

<u>COUNTY</u>	<u>COURT</u>	Psychiatric Services	Indigent Trans. Defense and Appeal	Other	Total Personal Services	Freight & Express	Postage
SWITZERLAND	CIRCUIT	\$	\$	\$	\$ 10,111	\$	\$
TIPPECANOE	CIRCUIT	\$	\$	\$ 2,368	\$ 100,680	\$	\$ 696
TIPPECANOE	SUPERIOR 1	\$ 600	\$ 983	\$ 218	\$ 45,625	\$	\$ 150
TIPPECANOE	SUPERIOR 2	\$	\$	\$ 132	\$ 23,674	\$	\$
TIPTON	CIRCUIT	\$ 760	\$	\$ 800	\$ 76,942	\$	\$ 992
UNION	CIRCUIT	\$	\$	\$	\$ 20,123	\$	\$ 206
VANDERBURGH	CIRCUIT	\$	\$	\$ 20,000	\$ 189,731	\$	\$
VANDERBURGH	SUPERIOR	\$	\$	\$ 560	\$ 629,832	\$	\$
VERMILLION	CIRCUIT	\$	\$	\$	\$ 54,372	\$	\$ 1,035
VIGO	CIR SUP CO	\$ 5,806	\$ 10,599	\$ 3,308	\$ 401,157	\$	\$ 3,833
WABASH	CIRCUIT	\$ 140	\$ 401	\$	\$ 78,179	\$	\$ 227
WARREN	CIRCUIT	\$	\$	\$	\$ 34,914	\$	\$ 441
WARRICK	CIRCUIT	\$ 720	\$ 151	\$	\$ 117,115	\$	\$ 1,670
WARRICK	SUPERIOR	\$	\$	\$	\$ 44,798	\$	\$ 590
WASHINGTON	CIRCUIT	\$	\$	\$	\$ 62,316	\$ 28	\$
WAYNE	ADMIN	\$	\$	\$ 100 **	\$ 11,370 **	\$	\$ 50 **
WAYNE	CIRCUIT	\$ 80	\$	\$ 1,091	\$ 57,172	\$	\$ 805
WAYNE	PROB DEPT	\$	\$	\$ 1,000 **	\$ 79,300 **	\$ 1,100 **	\$
WAYNE	SUPERIOR 1	\$	\$	\$ 100	\$ 49,785	\$	\$ 500
WAYNE	SUPERIOR 2	\$	\$ 516	\$ 125	\$ 45,115	\$	\$ 1,000
WELLS	CIRCUIT	\$	\$	\$	\$ 55,447	\$	\$ 330
WHITE	CIRCUIT	\$	\$	\$	\$ 50,412	\$	\$ 461
WHITLEY	CIRCUIT	\$	\$	\$	\$ 53,334	\$	\$ 743

Circuit and Superior Court Expenditures

COUNTY	COURT	Traveling Expenses	Telephone & Telegraph	Other Communication & Transportation	Utilities (Elect., Gas, Water & Sewage)	Printing & Advertising	Buildings & Structures
ADAMS	CIRCUIT	\$ 177	\$ 1,874	\$ 113	\$	\$	\$
ALLEN	CIRCUIT	\$ 6,055	\$ 1,118	\$	\$	\$ 573	\$
ALLEN	SUPERIOR	\$ 15,358	\$ 4,572	\$	\$ 3,122	\$ 9,867	\$ 778
BARTHOLOMEW	CIRCUIT	\$	\$	\$	\$	\$	\$
BARTHOLOMEW	SUPERIOR	\$	\$	\$	\$	\$	\$
BENTON	CIRCUIT	\$	\$ 2,285	\$	\$	\$ 96	\$
BLACKFORD	CIRCUIT	\$ 481	\$ 2,990	\$	\$	\$	\$
BOONE	CIRCUIT	\$ 209	\$	\$	\$	\$	\$
BOONE	SUPERIOR	\$ 1,449	\$	\$	\$	\$	\$
BROWN	CIRCUIT	\$	\$	\$	\$	\$ 336	\$
CARROLL	CIR CCF	\$	\$	\$	\$	\$	\$
CARROLL	CIRCUIT	\$	\$	\$	\$	\$	\$
CASS	CIRCUIT	\$ 360	\$ 875	\$	\$	\$	\$
CASS	SUPERIOR	\$ 149	\$ 534	\$	\$	\$ 707	\$
CLARK	CIRCUIT	\$	\$ 1,119	\$	\$	\$	\$
CLARK	SUPERIOR	\$	\$ 699	\$	\$	\$	\$
CLAY	CIRCUIT	\$ 65	\$ 460	\$	\$	\$	\$
CLINTON	CIRCUIT	\$ 216	\$ 1,600	\$	\$	\$	\$
CRAWFORD	CIRCUIT	\$	\$ 149	\$	\$	\$	\$
DAVISS	CIRCUIT	\$ 1,352	\$	\$	\$	\$	\$
DEARBORN	CIRCUIT	\$	\$ 1,503	\$	\$	\$ 78	\$
DECATUR	CIRCUIT	\$ 213	\$	\$	\$	\$	\$
DEKALB	CIRCUIT	\$ 480	\$ 1,437	\$	\$	\$	\$

Circuit and Superior Court Expenditures

<u>COUNTY</u>	<u>COURT</u>	<u>Traveling Expenses</u>	<u>Telephone & Telegraph</u>	<u>Other Communication & Transportation</u>	<u>Utilities (Elect., Gas, Water & Sewage)</u>	<u>Printing & Advertising</u>	<u>Buildings & Structures</u>
DEKALB	SUPERIOR	\$	\$ 877	\$	\$	\$	\$
DELAWARE	CIRCUIT	\$	\$ 1,818	\$	\$	\$	\$
DELAWARE	SUPERIOR 1	\$	\$ 580	\$	\$	\$	\$
DELAWARE	SUPERIOR 2	\$	\$ 904	\$	\$	\$	\$
DUBOIS	CIRCUIT	\$ 39	\$ 934	\$	\$	\$	\$
ELKHART	CIRCUIT	\$ 45	\$ 1,634	\$	\$	\$	\$
ELKHART	PROB. DEPT.	\$ 7,496	\$ 4,341	\$	\$	\$ 911	\$
ELKHART	PUBLIC DEF.	\$ 280	\$ 559	\$	\$	\$ 84	\$
ELKHART	SUP 2 JUV DIV	\$	\$	\$	\$	\$	\$
ELKHART	SUPERIOR 1	\$	\$ 116	\$	\$	\$	\$
ELKHART	SUPERIOR 2	\$	\$ 315	\$	\$	\$	\$
FAYETTE	CIRCUIT	\$	\$ 265	\$ 360	\$	\$	\$
FLOYD	CIRCUIT	\$ 720	\$ 3,600	\$	\$	\$	\$
FLOYD	SUPERIOR	\$	\$ 2,000	\$	\$	\$	\$
FOUNTAIN	CIRCUIT	\$ 91	\$ 965	\$	\$	\$ 804	\$
FRANKLIN	CIRCUIT	\$	\$ 1,923	\$	\$	\$	\$
FULTON	CIRCUIT	\$	\$ 504	\$	\$	\$	\$
GIBSON	CIRCUIT	\$	\$ 1,421	\$	\$	\$ 510	\$
GRANT	CIRCUIT	\$	\$ 674	\$	\$	\$	\$
GRANT	PROB - REHAB.	\$ 1,043	\$ 2,916	\$	\$ 13,000	\$	\$ 1,000
GRANT	SUPERIOR I	\$	\$ 755	\$	\$	\$	\$
GRANT	SUPERIOR 2	\$	\$ 895	\$	\$	\$	\$
GREENE	CIRCUIT	\$ 311	\$ 773	\$	\$	\$	\$

Circuit and Superior Court Expenditures

<u>COUNTY</u>	<u>COURT</u>	<u>Traveling Expenses</u>	<u>Telephone & Telegraph</u>	<u>Other Commu- nication & Transporta- tion</u>	<u>Utilities (Elect., Gas, Water & Sewage)</u>	<u>Printing & Advertising</u>	<u>Buildings & Structures</u>
HAMILTON	CIRCUIT	\$ 461	\$ 3	\$	\$	\$ 22	\$
HAMILTON	SUPERIOR	\$	\$	\$	\$	\$	\$
HANCOCK	CIRCUIT	\$ 2,765	\$	\$	\$	\$	\$
HANCOCK	SUPERIOR	\$ 1,910	\$	\$	\$	\$	\$
HARRISON	CIRCUIT	\$	\$ 1,549	\$	\$	\$	\$ 3,475
HENDRICKS	CIRCUIT	\$ 150	\$	\$	\$	\$	\$
HENDRICKS	SUPERIOR I	\$	\$	\$ 25	\$	\$	\$
HENDRICKS	SUPERIOR II	\$ 130	\$	\$	\$	\$	\$
HENRY	CIRCUIT	\$	\$	\$	\$	\$ 163	\$
HENRY	SUPERIOR	\$	\$	\$	\$	\$	\$
HOWARD	CIRCUIT	\$ 2,028	\$ 4,121	\$	\$	\$	\$
HOWARD	SUPERIOR 1	\$	\$ 1,132	\$	\$	\$	\$
HOWARD	SUPERIOR 2	\$	\$ 982	\$	\$	\$	\$
HUNTINGTON	CIRCUIT	\$ 333	\$ 1,455	\$	\$	\$	\$
JACKSON	CIRCUIT	\$ 688	\$	\$ 3,166	\$	\$ 11	\$ 545
JASPER	CIRCUIT	\$ 380	\$ 1,388	\$	\$	\$	\$ 3,883
JAY	CIRCUIT	\$	\$ 1,291	\$	\$	\$	\$
JEFFERSON	CIRCUIT	\$ 98	\$ 965	\$	\$	\$ 100	\$
JENNINGS	CIRCUIT	\$ 300	\$	\$	\$	\$	\$
JOHNSON	CIRCUIT	\$ 1,440	\$ 2,700	\$	\$	\$	\$
JOHNSON	SUPERIOR	\$ 761	\$ 1,891	\$	\$	\$	\$
KNOX	CIRCUIT	\$	\$ 986	\$	\$	\$	\$
KNOX	SUPERIOR	\$	\$ 1,484	\$	\$	\$	\$

Circuit and Superior Court Expenditures

<u>COUNTY</u>	<u>COURT</u>	Traveling Expenses	Telephone & Telegraph	Other Communication & Transportation	Utilities (Elect., Gas, Water & Sewage)	Printing & Advertising	Buildings & Structures
KOSCIUSKO	CIRCUIT	\$ 521	\$ 1,934	\$ 26	\$	\$	\$
KOSCIUSKO	SUPERIOR	\$ 645	\$ 882	\$	\$	\$	\$
LAGRANGE	CIRCUIT	\$ 153	\$ 446	\$	\$	\$	\$
LAKE	CIRCUIT	\$ 37	\$ 1,038	\$	\$	\$ 441	\$
LAKE	SUP CIVIL	\$ 2,033	\$ 4,400	\$	\$	\$ 4,615	\$
LAKE	SUP CRIM	\$ 8,781	\$ 12,125	\$	\$	\$ 436	\$
LAKE	SUP CRM PROB	\$ 7,021	\$	\$	\$	\$ 1,351	\$
LAKE	SUP JUV	\$ 17,000	\$ 600	\$	\$	\$	\$
LAKE	SUP PUB DEF	\$ 3,047	\$	\$	\$	\$ 245	\$
LAPORTE	CIRCUIT	\$	\$	\$	\$	\$	\$ 1,083
LAPORTE	SUPERIOR 1	\$ 219	\$ 1,901	\$	\$	\$ 945	\$
LAPORTE	SUPERIOR 2	\$ 1,219	\$ 4,846	\$	\$	\$	\$
LAWRENCE	CIRCUIT	\$ 586	\$ 2,969	\$	\$	\$	\$
LAWRENCE	SUPERIOR	\$	\$ 1,061	\$	\$	\$	\$
MADISON	CIRCUIT	\$	\$	\$	\$	\$ 89	\$
MADISON	SUP I II III	\$	\$	\$	\$ 19,255	\$ 2,859	\$
MARION	CIRCUIT	\$ 500**	\$ 2,138**	\$	\$	\$	\$
MARION	SUP CIV 1	\$	\$ 1,499	\$	\$	\$	\$
MARION	SUP CIV 2	\$ 646	\$ 1,414	\$	\$	\$ 95	\$
MARION	SUP CIV 3	\$ 1,500	\$ 2,006	\$	\$	\$	\$
MARION	SUP CIV 4	\$	\$ 988	\$	\$	\$	\$
MARION	SUP CIV 5	\$ 1,000**	\$ 25**	\$	\$	\$	\$ 500**
MARION	SUP CIV 6	\$	\$ 1,253	\$	\$	\$	\$

Circuit and Superior Court Expenditures

<u>COUNTY</u>	<u>COURT</u>	<u>Traveling Expenses</u>	<u>Telephone & Telegraph</u>	<u>Other Communication & Transportation</u>	<u>Utilities (Elect., Gas, Water & Sewage)</u>	<u>Printing & Advertising</u>	<u>Buildings & Structures</u>
MARION	SUP CIV 7	\$	\$ 1,602	\$	\$	\$	\$
MARION	SUP CRM I	\$	\$ 1,500	\$	\$	\$	\$
MARION	SUP CRM II	\$	\$ 2,864	\$	\$	\$	\$
MARION	SUP CRM III	\$	\$ 1,700	\$	\$	\$	\$
MARION	SUP CRM IV	\$	\$ 2,543	\$	\$	\$	\$
MARION	SUP JUV	\$ 14,050 **	\$ 36,000 **	\$	\$ 78,000 **	\$	\$ 55,300 **
MARION	SUP PROBATE	\$ 56	\$ 1,350	\$	\$	\$	\$
MARSHALL	CIRCUIT	\$	\$ 1,294	\$	\$	\$	\$
MARSHALL	SUPERIOR	\$	\$ 1,113	\$	\$	\$	\$
MARTIN	CIRCUIT	\$ 100	\$ 350	\$	\$	\$ 10	\$
MIAMI	CIRCUIT	\$ 92	\$	\$	\$	\$	\$
MIAMI	PROB DEPT	\$ 480	\$	\$	\$	\$ 37	\$
MIAMI	SUPERIOR	\$ 30	\$	\$	\$	\$	\$
MONROE	CIRCUIT	\$	\$ 1,177	\$	\$	\$ 186	\$
MONROE	SUPERIOR	\$	\$ 4,370	\$	\$	\$ 662	\$
MONTGOMERY	CIRCUIT	\$ 204	\$ 1,400	\$	\$	\$	\$
MORGAN	CIRCUIT	\$	\$	\$	\$	\$ 52	\$
MORGAN	SUPERIOR	\$	\$	\$	\$	\$ 4,781	\$
NEWTON	CIR SC	\$ 1,039	\$	\$	\$	\$ 263	\$
NEWTON	CIRCUIT	\$ 81	\$	\$	\$	\$ 460	\$
NOBLE	CIRCUIT	\$ 4,575	\$ 5,443	\$	\$	\$	\$
OHIO	CIRCUIT	\$	\$	\$	\$	\$	\$
ORANGE	CIRCUIT	\$ 108	\$ 1,402	\$	\$	\$	\$

Circuit and Superior Court Expenditures

<u>COUNTY</u>	<u>COURT</u>	Traveling Expenses	Telephone & Telegraph	Other Communication & Transportation	Utilities (Elect., Gas, Water & Sewage)	Printing & Advertising	Buildings & Structures
OWEN	CIRCUIT	\$	\$ 552	\$	\$	\$	\$
PARKE	CIRCUIT	\$	\$ 755	\$	\$	\$	\$
PERRY	CIRCUIT	\$ 1,107	\$ 2,016	\$	\$	\$ 171	\$
PIKE	CIRCUIT	\$ 100	\$ 354	\$	\$	\$ 60	\$
PORTER	CIR SUP	\$ 1,464	\$ 4,635	\$	\$	\$ 183	\$ 1,409
POSEY	CIRCUIT	\$ 1,804	\$	\$	\$	\$	\$
PULASKI	CIRCUIT	\$ 16	\$ 1,610	\$	\$	\$	\$
PUTNAM	CIRCUIT	\$	\$	\$	\$	\$	\$
RANDOLPH	CIRCUIT	\$	\$ 1,211	\$ 573	\$	\$	\$
RIPLEY	CIRCUIT	\$ 330	\$ 1,160	\$	\$	\$	\$
RUSH	CIRCUIT	\$	\$ 422	\$	\$	\$	\$
SCOTT	CIRCUIT	\$	\$ 1,046	\$	\$	\$	\$
SHELBY	CIRCUIT	\$	\$	\$	\$	\$	\$
SHELBY	SUPERIOR	\$ 1,077	\$ 1,704	\$	\$	\$	\$
SPENCER	CIR SC	\$	\$ 315	\$	\$	\$ 1,314	\$
SPENCER	CIRCUIT	\$ 200	\$ 424	\$	\$ 48	\$	\$
ST. JOSEPH	CIRCUIT	\$ 44	\$	\$	\$	\$	\$
ST. JOSEPH	JUVENILE	\$ 7,210	\$	\$	\$	\$	\$
ST. JOSEPH	PROBATE	\$	\$	\$	\$	\$	\$
ST. JOSEPH	SUPERIOR	\$ 275	\$	\$	\$	\$	\$
STARKE	CIRCUIT	\$ 154	\$ 1,341	\$	\$	\$	\$ 237
STEUBEN	CIRCUIT	\$ 540	\$ 1,485	\$	\$	\$	\$
SULLIVAN	CIRCUIT	\$	\$ 3,356	\$	\$	\$	\$

Circuit and Superior Court Expenditures

<u>COUNTY</u>	<u>COURT</u>	Traveling Expenses	Telephone & Telegraph	Other Communication & Transportation	Utilities (Elect., Gas, Water & Sewage)	Printing & Advertising	Buildings & Structures
SWITZERLAND	CIRCUIT	\$ 281	\$ 225	\$	\$	\$	\$
TIPPECANOE	CIRCUIT	\$ 1,290	\$	\$ 642	\$	\$	\$
TIPPECANOE	SUPERIOR 1	\$	\$	\$	\$	\$	\$
TIPPECANOE	SUPERIOR 2	\$	\$	\$	\$	\$ 365	\$
TIPTON	CIRCUIT	\$ 35	\$ 1,346	\$ 4	\$	\$ 93	\$
UNION	CIRCUIT	\$	\$ 704	\$	\$	\$	\$
VANDERBURGH	CIRCUIT	\$ 2,800	\$	\$	\$	\$	\$
VANDERBURGH	SUPERIOR	\$ 14,600	\$	\$	\$	\$ 430	\$
VERMILLION	CIRCUIT	\$ 170	\$ 1,074	\$	\$	\$	\$
VIGO	CIR SUP CO	\$ 2,306	\$	\$	\$	\$ 57	\$
WABASH	CIRCUIT	\$	\$	\$	\$	\$	\$
WARREN	CIRCUIT	\$ 282	\$	\$	\$	\$ 62	\$
WARRICK	CIRCUIT	\$	\$ 3,550	\$ 1,175	\$	\$	\$ 193
WARRICK	SUPERIOR	\$	\$ 887	\$	\$	\$	\$
WASHINGTON	CIRCUIT	\$	\$	\$ 1,121	\$	\$	\$
WAYNE	ADMIN	\$	\$	\$	\$	\$ 250**	\$ 150**
WAYNE	CIRCUIT	\$ 1,957	\$ 1,103	\$	\$	\$ 728	\$
WAYNE	PROB DEPT	\$ 7,300**	\$ 1,700**	\$	\$	\$ 650**	\$
WAYNE	SUPERIOR 1	\$ 102	\$ 1,078	\$	\$	\$ 342	\$
WAYNE	SUPERIOR 2	\$ 56	\$ 213	\$	\$	\$ 330	\$
WELLS	CIRCUIT	\$	\$	\$	\$	\$	\$
WHITE	CIRCUIT	\$	\$ 481	\$ 1,387	\$	\$	\$
WHITLEY	CIRCUIT	\$ 300	\$ 1,807	\$	\$	\$	\$

Circuit and Superior Court Expenditures

<u>COUNTY</u>	<u>COURT</u>	<u>Equipment</u>	<u>Legal Services</u>	<u>Service Contracts for Office Equipment</u>	<u>Leasing Contracts for Office Equipment</u>	<u>Maintenance Contracts</u>	<u>Matching Funds</u>
ADAMS	CIRCUIT	\$ 265	\$	\$	\$	\$	\$
ALLEN	CIRCUIT	\$	\$ 1,273	\$	\$	\$	\$ 114
ALLEN	SUPERIOR	\$ 207	\$	\$ 3,961	\$ 6,295	\$	\$
BARTHOLOMEW	CIRCUIT	\$ 461	\$	\$	\$	\$	\$
BARTHOLOMEW	SUPERIOR	\$ 289	\$	\$	\$	\$	\$
BENTON	CIRCUIT	\$ 472	\$	\$	\$	\$	\$
BLACKFORD	CIRCUIT	\$ 1,123	\$	\$	\$	\$	\$
BOONE	CIRCUIT	\$ 709	\$	\$	\$	\$	\$
BOONE	SUPERIOR	\$ 316	\$	\$	\$ 1,847	\$	\$
BROWN	CIRCUIT	\$ 54	\$	\$	\$	\$	\$
CARROLL	CIR CCF	\$	\$	\$	\$	\$	\$
CARROLL	CIRCUIT	\$	\$	\$ 437	\$	\$	\$
CASS	CIRCUIT	\$ 376	\$	\$	\$	\$ 393	\$ 820
CASS	SUPERIOR	\$ 47	\$	\$ 300	\$	\$	\$
CLARK	CIRCUIT	\$ 54	\$	\$ 240	\$	\$	\$
CLARK	SUPERIOR	\$ 293	\$	\$	\$	\$	\$
CLAY	CIRCUIT	\$ 500	\$	\$	\$	\$	\$
CLINTON	CIRCUIT	\$ 193	\$	\$	\$	\$	\$
CRAWFORD	CIRCUIT	\$	\$	\$ 150	\$	\$	\$
DAVISS	CIRCUIT	\$ 440	\$	\$	\$	\$	\$
DEARBORN	CIRCUIT	\$ 677	\$ 500	\$	\$	\$	\$
DECATUR	CIRCUIT	\$ 97	\$	\$	\$	\$	\$ 1,400
DEKALB	CIRCUIT	\$ 1,055	\$	\$	\$	\$	\$

Circuit and Superior Court Expenditures

<u>COUNTY</u>	<u>COURT</u>	<u>Equipment</u>	<u>Legal Services</u>	<u>Service Contracts for Office Equipment</u>	<u>Leasing Contracts for Office Equipment</u>	<u>Maintenance Contracts</u>	<u>Matching Funds</u>
DEKALB	SUPERIOR	\$ 142	\$	\$	\$	\$	\$
DELAWARE	CIRCUIT	\$ 751	\$	\$	\$	\$	\$
DELAWARE	SUPERIOR 1	\$ 405	\$	\$	\$	\$	\$
DELAWARE	SUPERIOR 2	\$ 395	\$	\$	\$	\$	\$
DUBOIS	CIRCUIT	\$	\$	\$	\$	\$	\$
ELKHART	CIRCUIT	\$ 479	\$	\$	\$	\$	\$
ELKHART	PROB. DEPT.	\$ 419	\$	\$	\$	\$	\$
ELKHART	PUBLIC DEF.	\$	\$	\$	\$ 1,703	\$	\$
ELKHART	SUP 2 JUV DIV	\$	\$	\$	\$	\$	\$
ELKHART	SUPERIOR 1	\$ 120	\$	\$	\$ 3,260	\$	\$
ELKHART	SUPERIOR 2	\$ 13	\$	\$ 15,359	\$	\$	\$
FAYETTE	CIRCUIT	\$	\$	\$	\$	\$ 315	\$ 175
FLOYD	CIRCUIT	\$	\$	\$ 825	\$	\$	\$ 2,000
FLOYD	SUPERIOR	\$	\$	\$	\$	\$	\$
FOUNTAIN	CIRCUIT	\$ 224	\$	\$	\$	\$	\$
FRANKLIN	CIRCUIT	\$	\$	\$ 297	\$	\$	\$
FULTON	CIRCUIT	\$ 456	\$	\$	\$	\$	\$
GIBSON	CIRCUIT	\$	\$	\$	\$	\$ 1,844	\$ 272
GRANT	CIRCUIT	\$ 78	\$	\$	\$	\$ 365	\$
GRANT	PROB - REHAB.	\$ 593	\$	\$	\$	\$	\$
GRANT	SUPERIOR I	\$ 99	\$	\$	\$	\$	\$
GRANT	SUPERIOR 2	\$ 786	\$	\$	\$	\$	\$ 199
GREENE	CIRCUIT	\$	\$	\$	\$	\$ 380	\$ 495

Circuit and Superior Court Expenditures

<u>COUNTY</u>	<u>COURT</u>	<u>Equipment</u>	<u>Legal Services</u>	<u>Service Contracts for Office Equipment</u>	<u>Leasing Contracts for Office Equipment</u>	<u>Maintenance Contracts</u>	<u>Matching Funds</u>
HAMILTON	CIRCUIT	\$ 14	\$	\$ 493	\$ 1,950	\$	\$
HAMILTON	SUPERIOR	\$	\$	\$	\$ 1,950	\$ 448	\$
HANCOCK	CIRCUIT	\$	\$	\$	\$	\$	\$
HANCOCK	SUPERIOR	\$	\$	\$	\$	\$	\$
HARRISON	CIRCUIT	\$ 250	\$ 6,475	\$ 1,378	\$ 167	\$	\$
HENDRICKS	CIRCUIT	\$ 50	\$ 2,587	\$	\$	\$	\$
HENDRICKS	SUPERIOR I	\$ 32	\$	\$	\$	\$	\$
HENDRICKS	SUPERIOR II	\$	\$	\$ 292	\$	\$	\$
HENRY	CIRCUIT	\$ 58	\$	\$	\$	\$ 521	\$
HENRY	SUPERIOR	\$ 117	\$	\$	\$	\$	\$
HOWARD	CIRCUIT	\$ 726	\$	\$	\$	\$	\$
HOWARD	SUPERIOR 1	\$ 607	\$	\$	\$	\$	\$
HOWARD	SUPERIOR 2	\$ 280	\$	\$	\$	\$	\$
HUNTINGTON	CIRCUIT	\$	\$	\$ 3,119	\$	\$	\$
JACKSON	CIRCUIT	\$	\$	\$	\$	\$	\$ 987
JASPER	CIRCUIT	\$ 1,487	\$	\$	\$	\$	\$
JAY	CIRCUIT	\$ 450	\$	\$	\$	\$	\$ 471
JEFFERSON	CIRCUIT	\$ 477	\$	\$ 3,150	\$	\$	\$
JENNINGS	CIRCUIT	\$ 474	\$	\$	\$	\$	\$
JOHNSON	CIRCUIT	\$ 775	\$	\$	\$	\$	\$
JOHNSON	SUPERIOR	\$	\$	\$ 600	\$	\$	\$
KNOX	CIRCUIT	\$	\$	\$ 342	\$	\$	\$
KNOX	SUPERIOR	\$ 358	\$	\$	\$	\$	\$

Circuit and Superior Court Expenditures

<u>COUNTY</u>	<u>COURT</u>	<u>Equipment</u>	<u>Legal Services</u>	<u>Service Contracts for Office Equipment</u>	<u>Leasing Contracts for Office Equipment</u>	<u>Maintenance Contracts</u>	<u>Matching Funds</u>
KOSCIUSKO	CIRCUIT	\$ 647	\$	\$	\$	\$	\$
KOSCIUSKO	SUPERIOR	\$ 466	\$	\$	\$	\$	\$
LAGRANGE	CIRCUIT	\$ 562	\$	\$	\$	\$	\$
LAKE	CIRCUIT	\$ 25	\$	\$	\$	\$ 385	\$
LAKE	SUP CIVIL	\$ 62	\$	\$ 1,264	\$ 778	\$	\$
LAKE	SUP CRIM	\$ 573	\$	\$ 9,199	\$	\$	\$ 6,522
LAKE	SUP CRM PROB	\$ 116	\$	\$	\$	\$	\$
LAKE	SUP JUV	\$	\$	\$	\$	\$ 600	\$ 100
LAKE	SUP PUB DEF	\$	\$	\$	\$	\$	\$
LAPORTE	CIRCUIT	\$	\$	\$	\$ 3,420	\$ 856	\$
LAPORTE	SUPERIOR 1	\$ 384	\$ 1,050	\$	\$	\$	\$
LAPORTE	SUPERIOR 2	\$ 448	\$	\$	\$ 2,469	\$	\$
LAWRENCE	CIRCUIT	\$ 540	\$	\$	\$ 1,626	\$	\$
LAWRENCE	SUPERIOR	\$ 199	\$	\$	\$ 3,200	\$	\$
MADISON	CIRCUIT	\$ 126	\$	\$	\$	\$	\$
MADISON	SUP I II III	\$ 1,248	\$	\$	\$	\$	\$
MARION	CIRCUIT	\$ 750**	\$	\$	\$	\$	\$
MARION	SUP CIV 1	\$ 1,041	\$	\$ 475	\$	\$	\$
MARION	SUP CIV 2	\$ 265	\$	\$	\$	\$	\$
MARION	SUP CIV 3	\$ 500	\$	\$	\$	\$	\$
MARION	SUP CIV 4	\$ 305	\$	\$	\$	\$	\$
MARION	SUP CIV 5	\$ 500**	\$	\$	\$	\$	\$
MARION	SUP CIV 6	\$ 154	\$	\$	\$	\$	\$

Circuit and Superior Court Expenditures

<u>COUNTY</u>	<u>COURT</u>	<u>Equipment</u>	<u>Legal Services</u>	<u>Service Contracts for Office Equipment</u>	<u>Leasing Contracts for Office Equipment</u>	<u>Maintenance Contracts</u>	<u>Matching Funds</u>
MARION	SUP CIV 7	\$ 250	\$	\$	\$	\$	\$
MARION	SUP CRM I	\$ 319	\$	\$	\$	\$	\$
MARION	SUP CRM II	\$	\$	\$	\$	\$	\$
MARION	SUP CRM III	\$	\$	\$ 1,114	\$	\$	\$
MARION	SUP CRM IV	\$	\$	\$	\$ 581	\$ 736	\$
MARION	SUP JUV	\$ 36,000 **	\$	\$	\$	\$	\$
MARION	SUP PROBATE	\$	\$	\$	\$	\$ 895	\$
MARSHALL	CIRCUIT	\$ 325	\$	\$	\$	\$	\$ 150
MARSHALL	SUPERIOR	\$ 322	\$	\$	\$	\$	\$
MARTIN	CIRCUIT	\$ 45	\$	\$	\$	\$	\$
MIAMI	CIRCUIT	\$ 463	\$	\$	\$	\$	\$
MIAMI	PROB DEPT	\$ 137	\$	\$	\$	\$	\$
MIAMI	SUPERIOR	\$ 19	\$	\$	\$	\$ 407	\$
MONROE	CIRCUIT	\$ 370	\$	\$ 240	\$ 401	\$	\$
MONROE	SUPERIOR	\$ 126	\$	\$ 566	\$ 3,939	\$	\$
MONTGOMERY	CIRCUIT	\$ 501	\$	\$	\$	\$	\$
MORGAN	CIRCUIT	\$ 388	\$	\$	\$	\$	\$ 500
MORGAN	SUPERIOR	\$ 431	\$	\$	\$	\$	\$
NEWTON	CIR SC	\$	\$	\$	\$	\$	\$
NEWTON	CIRCUIT	\$ 175	\$	\$	\$	\$ 750	\$
NOBLE	CIRCUIT	\$	\$	\$ 980	\$	\$	\$ 1,834
OHIO	CIRCUIT	\$	\$	\$	\$	\$	\$
ORANGE	CIRCUIT	\$	\$	\$	\$	\$	\$

Circuit and Superior Court Expenditures

<u>COUNTY</u>	<u>COURT</u>	<u>Equipment</u>	<u>Legal Services</u>	<u>Service Contracts for Office Equipment</u>	<u>Leasing Contracts for Office Equipment</u>	<u>Maintenance Contracts</u>	<u>Matching Funds</u>
OWEN	CIRCUIT	\$ 293	\$	\$ 125	\$	\$	\$ 121
PARKE	CIRCUIT	\$ 293	\$	\$	\$	\$	\$
PERRY	CIRCUIT	\$ 289	\$	\$	\$	\$ 643	\$
PIKE	CIRCUIT	\$	\$	\$ 137	\$ 28	\$	\$
PORTER	CIR SUP	\$ 16,380	\$	\$	\$	\$	\$
POSEY	CIRCUIT	\$ 301	\$	\$	\$	\$	\$ 6,510
PULASKI	CIRCUIT	\$	\$	\$ 533	\$	\$	\$
PUTNAM	CIRCUIT	\$	\$	\$	\$	\$	\$
RANDOLPH	CIRCUIT	\$ 530	\$	\$	\$	\$	\$ 3,187
RIPLEY	CIRCUIT	\$ 246	\$	\$	\$ 3,264	\$	\$
RUSH	CIRCUIT	\$ 228	\$	\$	\$ 2,694	\$	\$
SCOTT	CIRCUIT	\$ 555	\$	\$	\$	\$	\$
SHELBY	CIRCUIT	\$	\$	\$ 490	\$	\$	\$
SHELBY	SUPERIOR	\$ 302	\$	\$	\$	\$	\$
SPENCER	CIR SC	\$	\$	\$	\$	\$	\$
SPENCER	CIRCUIT	\$ 667	\$	\$	\$	\$	\$
ST. JOSEPH	CIRCUIT	\$ 627	\$	\$	\$	\$	\$
ST. JOSEPH	JUVENILE	\$ 438	\$	\$	\$ 832	\$	\$
ST. JOSEPH	PROBATE	\$ 131	\$	\$	\$	\$	\$
ST. JOSEPH	SUPERIOR	\$ 844	\$	\$	\$	\$	\$
STARKE	CIRCUIT	\$	\$	\$	\$	\$	\$
STEUBEN	CIRCUIT	\$	\$	\$	\$	\$ 201	\$
SULLIVAN	CIRCUIT	\$ 585	\$	\$ 5,574	\$	\$	\$ 2,263

Circuit and Superior Court Expenditures

<u>COUNTY</u>	<u>COURT</u>	Equipment	Legal Services	Service Contracts for Office Equipment	Leasing Contracts for Office Equipment	Maintenance Contracts	Matching Funds
SWITZERLAND	CIRCUIT	\$	\$	\$	\$	\$	\$
TIPPECANOE	CIRCUIT	\$ 134	\$	\$	\$	\$	\$
TIPPECANOE	SUPERIOR 1	\$ 603	\$	\$	\$	\$	\$
TIPPECANOE	SUPERIOR 2	\$ 98	\$	\$	\$	\$	\$
TIPTON	CIRCUIT	\$ 172	\$	\$	\$ 750	\$	\$
UNION	CIRCUIT	\$	\$	\$	\$ 1,800	\$	\$
VANDERBURGH	CIRCUIT	\$ 500	\$	\$	\$	\$	\$
VANDERBURGH	SUPERIOR	\$ 4,445	\$	\$	\$ 4,023	\$	\$ 12,234
VERMILLION	CIRCUIT	\$	\$	\$ 715	\$	\$ 792	\$
VIGO	CIR SUP CO	\$ 7,278	\$	\$	\$ 7,489	\$	\$
WABASH	CIRCUIT	\$	\$	\$ 2,260	\$	\$ 303	\$
WARREN	CIRCUIT	\$ 1,083	\$	\$	\$ 1,912	\$	\$ 389
WARRICK	CIRCUIT	\$ 1,023	\$	\$	\$	\$	\$ 8,884
WARRICK	SUPERIOR	\$ 729	\$	\$ 180	\$ 94	\$	\$
WASHINGTON	CIRCUIT	\$ 80	\$	\$	\$ 5,219	\$	\$
WAYNE	ADMIN	\$	\$	\$	\$ 3,000**	\$	\$
WAYNE	CIRCUIT	\$ 677	\$	\$	\$	\$	\$
WAYNE	PROB DEPT	\$ 500**	\$ 5,000**	\$	\$ 3,000**	\$	\$
WAYNE	SUPERIOR 1	\$ 708	\$	\$	\$	\$	\$
WAYNE	SUPERIOR 2	\$ 1,206	\$	\$	\$	\$	\$
WELLS	CIRCUIT	\$ 483	\$	\$	\$	\$	\$
WHITE	CIRCUIT	\$ 775	\$	\$	\$	\$	\$
WHITLEY	CIRCUIT	\$	\$	\$	\$	\$ 550	\$

Circuit and Superior Court Expenditures

<u>COUNTY</u>	<u>COURT</u>	<u>Other</u>	<u>Total Con- tractual Services</u>	<u>Total Supplies</u>	<u>Rents</u>	<u>Dues & Sub- scriptions</u>	<u>Return of Fugitives</u>
ADAMS	CIRCUIT	\$ 193	\$ 2,644	\$ 334	\$	\$ 75	\$
ALLEN	CIRCUIT	\$	\$ 10,073	\$ 1,806	\$	\$ 310	\$ 5,940
ALLEN	SUPERIOR	\$	\$ 48,070	\$ 9,102	\$ 2,730	\$	\$ 7,393
BARTHOLOMEW	CIRCUIT	\$	\$ 1,081	\$ 1,382	\$	\$	\$ 417
BARTHOLOMEW	SUPERIOR	\$	\$ 499	\$ 1,312	\$	\$	\$
BENTON	CIRCUIT	\$	\$ 3,314	\$ 891	\$ 488	\$	\$
BLACKFORD	CIRCUIT	\$ 30	\$ 4,992	\$ 2,457	\$	\$	\$ 500
BOONE	CIRCUIT	\$	\$ 3,195	\$ 830	\$	\$	\$
BOONE	SUPERIOR	\$	\$ 4,114	\$ 1,029	\$	\$	\$ 1,609
BROWN	CIRCUIT	\$	\$ 1,110	\$ 549	\$	\$ 192	\$ 292
CARROLL	CIR CCF	\$	\$ 874	\$ 1,594	\$	\$	\$
CARROLL	CIRCUIT	\$	\$ 891	\$ 1,790	\$ 22	\$	\$
CASS	CIRCUIT	\$	\$ 3,029	\$ 815	\$ 12	\$	\$ 117
CASS	SUPERIOR	\$	\$ 2,151	\$ 708	\$	\$	\$
CLARK	CIRCUIT	\$	\$ 1,613	\$ 748	\$	\$	\$
CLARK	SUPERIOR	\$	\$ 1,084	\$ 442	\$	\$	\$
CLAY	CIRCUIT	\$	\$ 1,438	\$ 1,422	\$	\$	\$ 1,828
CLINTON	CIRCUIT	\$	\$ 2,332	\$ 1,386	\$	\$	\$ 1,610
CRAWFORD	CIRCUIT	\$	\$ 374	\$ 553	\$	\$	\$
DAVISS	CIRCUIT	\$	\$ 2,293	\$ 854	\$	\$	\$
DEARBORN	CIRCUIT	\$	\$ 3,180	\$	\$	\$	\$ 221
DECATUR	CIRCUIT	\$	\$ 1,964	\$ 1,045	\$	\$	\$ 287
DEKALB	CIRCUIT	\$ 172	\$ 3,644	\$ 674	\$	\$	\$

Circuit and Superior Court Expenditures

<u>COUNTY</u>	<u>COURT</u>	<u>Other</u>	<u>Total Con- tractual Services</u>	<u>Total Supplies</u>	<u>Rents</u>	<u>Dues & Sub- scriptions</u>	<u>Return of Fugitives</u>
DEKALB	SUPERIOR	\$	\$ 1,619	\$ 1,024	\$	\$	\$
DELAWARE	CIRCUIT	\$	\$ 2,569	\$ 2,447	\$	\$	\$
DELAWARE	SUPERIOR 1	\$	\$ 1,068	\$ 164	\$	\$	\$
DELAWARE	SUPERIOR 2	\$	\$ 1,299	\$ 968	\$	\$	\$
DUBOIS	CIRCUIT	\$	\$ 973	\$ 326	\$	\$	\$
ELKHART	CIRCUIT	\$ 346	\$ 2,779	\$ 1,650	\$	\$	\$
ELKHART	PROB. DEPT.	\$ 12,679	\$ 28,300	\$ 3,514	\$	\$	\$
ELKHART	PUBLIC DEF.	\$	\$ 2,873	\$ 538	\$	\$	\$
ELKHART	SUP 2 JUV DIV	\$	\$	\$	\$	\$	\$
ELKHART	SUPERIOR 1	\$ B,L 1,124	\$ 4,674	\$ 1,483	\$	\$	\$
ELKHART	SUPERIOR 2	\$	\$ 15,987	\$ 2,230	\$	\$ 123	\$
FAYETTE	CIRCUIT	\$	\$ 1,565	\$ 1,171	\$ 15	\$	\$ 1,050
FLOYD	CIRCUIT	\$	\$ 7,145	\$ 2,802	\$	\$	\$ 1,000
FLOYD	SUPERIOR	\$	\$ 2,000	\$ 2,000	\$	\$	\$
FOUNTAIN	CIRCUIT	\$ 183	\$ 2,967	\$ 644	\$	\$	\$ 1,000
FRANKLIN	CIRCUIT	\$ B 615	\$ 3,415	\$ 1,092	\$	\$	\$ 99
FULTON	CIRCUIT	\$	\$ 960	\$ 340	\$	\$	\$
GIBSON	CIRCUIT	\$	\$ 4,763	\$ 1,529	\$	\$	\$
GRANT	CIRCUIT	\$	\$ 1,717	\$ 800	\$	\$	\$ 80
GRANT	PROB - REHAB.	\$ 2,240	\$ 21,442	\$ 14,037	\$	\$ 493	\$
GRANT	SUPERIOR I	\$	\$ 1,154	\$ 464	\$	\$	\$ 46
GRANT	SUPERIOR 2	\$	\$ 2,199	\$ 840	\$	\$	\$ 243
GREENE	CIRCUIT	\$	\$ 2,868	\$ 1,333	\$	\$	\$ 8

CONTINUED

4 OF 6

Circuit and Superior Court Expenditures

<u>COUNTY</u>	<u>COURT</u>	<u>Other</u>	<u>Total Con- tractual Services</u>	<u>Total Supplies</u>	<u>Rents</u>	<u>Dues & Sub- scriptions</u>	<u>Return of Fugitives</u>
HAMILTON	CIRCUIT	\$	\$ 3,244	\$ 2,717	\$	\$ 122	\$ 1,738
HAMILTON	SUPERIOR	\$	\$ 3,398	\$ 1,547	\$	\$	\$
HANCOCK	CIRCUIT	\$	\$ 3,620	\$ 791	\$	\$	\$
HANCOCK	SUPERIOR	\$ 995	\$ 2,905	\$ 860	\$	\$	\$
HARRISON	CIRCUIT	\$ 78	\$ 13,668	\$ 1,981	\$	\$	\$
HENDRICKS	CIRCUIT	\$	\$ 2,787	\$ 327	\$	\$	\$
HENDRICKS	SUPERIOR I	\$	\$ 57	\$ 651	\$	\$	\$ 515
HENDRICKS	SUPERIOR II	\$	\$ 472	\$ 3,497	\$	\$ 178	\$
HENRY	CIRCUIT	\$	\$ 1,185	\$ 560	\$	\$	\$ 147
HENRY	SUPERIOR	\$	\$ 257	\$ 966	\$	\$	\$
HOWARD	CIRCUIT	\$	\$ 7,675	\$ 2,734	\$	\$	\$ 2,043
HOWARD	SUPERIOR 1	\$	\$ 2,038	\$ 1,097	\$	\$	\$ 1,644
HOWARD	SUPERIOR 2	\$	\$ 1,499	\$ 533	\$	\$	\$ 1,410
HUNTINGTON	CIRCUIT	\$ 55	\$ 5,093	\$ 1,219	\$	\$	\$ 12
JACKSON	CIRCUIT	\$	\$ 5,397	\$ 2,956	\$	\$ 119	\$ 15
JASPER	CIRCUIT	\$	\$ 7,838	\$ 4,328	\$	\$ 200	\$
JAY	CIRCUIT	\$ S _{2,050}	\$ 4,562	\$ 2,175	\$	\$	\$
JEFFERSON	CIRCUIT	\$	\$ 5,240	\$ 1,000	\$	\$	\$
JENNINGS	CIRCUIT	\$	\$ 1,852	\$ 1,129	\$	\$	\$
JOHNSON	CIRCUIT	\$ S _{20,522}	\$ 26,952	\$ 2,132	\$	\$	\$
JOHNSON	SUPERIOR	\$ 125	\$ 4,377	\$ 2,789	\$	\$ 165	\$ 721
KNOX	CIRCUIT	\$	\$ 1,328	\$ 625	\$	\$	\$ 53
KNOX	SUPERIOR	\$	\$ 1,927	\$ 294	\$	\$	\$ 499

Circuit and Superior Court Expenditures

<u>COUNTY</u>	<u>COURT</u>	<u>Other</u>	<u>Total Con- tractual Services</u>	<u>Total Supplies</u>	<u>Rents</u>	<u>Dues & Sub- scriptions</u>	<u>Return of Fugitives</u>
KOSCIUSKO	CIRCUIT	\$	\$ 3,928	\$ 1,569	\$	\$	\$
KOSCIUSKO	SUPERIOR	\$	\$ 2,793	\$ 1,309	\$	\$	\$
LAGRANGE	CIRCUIT	\$	\$ 1,794	\$ 1,601	\$	\$	\$
LAKE	CIRCUIT	\$	\$ 1,926	\$ 1,796	\$	\$ 38	\$
LAKE	SUP CIVIL	\$ 235	\$ 13,443	\$ 8,008	\$	\$ 60	\$
LAKE	SUP CRIM	\$	\$ 38,136	\$ 11,962	\$	\$ 141	\$ 4,951
LAKE	SUP CRM PROB	\$	\$ 8,488	\$ 2,970	\$	\$ 129	\$
LAKE	SUP JUV	\$	\$ 20,900	\$ 12,000	\$	\$	\$ 500
LAKE	SUP PUB DEF	\$	\$ 3,292	\$ 1,776	\$	\$ 78	\$
LAPORTE	CIRCUIT	\$	\$ 6,709	\$ 2,404	\$	\$	\$
LAPORTE	SUPERIOR 1	\$	\$ 5,249	\$ 1,414	\$	\$	\$
LAPORTE	SUPERIOR 2	\$	\$ 10,482	\$ 2,520	\$	\$ 277	\$ 736
LAWRENCE	CIRCUIT	\$	\$ 7,791	\$ 2,750	\$	\$	\$ 107
LAWRENCE	SUPERIOR	\$	\$ 4,860	\$ 2,079	\$	\$	\$
MADISON	CIRCUIT	\$ 2,504	\$ 8,732	\$ 1,629	\$ 3,512	\$	\$
MADISON	SUP I II III	\$ 15,104	\$ 38,466	\$ 4,298	\$ 7,890	\$ 100	\$
MARION	CIRCUIT	\$	\$ 3,638**	\$ 1,150**	\$	\$	\$
MARION	SUP CIV 1	\$	\$ 3,515	\$ 908	\$	\$	\$
MARION	SUP CIV 2	\$	\$ 2,520	\$ 559	\$	\$ 21	\$
MARION	SUP CIV 3	\$	\$ 4,506	\$ 1,650	\$	\$ 70	\$
MARION	SUP CIV 4	\$	\$ 1,443	\$ 372	\$	\$	\$
MARION	SUP CIV 5	\$	\$ 2,225**	\$ 600**	\$	\$	\$
MARION	SUP CIV 6	\$	\$ 1,706	\$ 426	\$	\$	\$

Circuit and Superior Court Expenditures

<u>COUNTY</u>	<u>COURT</u>	<u>Other</u>	<u>Total Con- tractual Services</u>	<u>Total Supplies</u>	<u>Rents</u>	<u>Dues & Sub- scriptions</u>	<u>Return of Fugitives</u>
MARION	SUP CIV 7	\$	\$ 2,000	\$ 607	\$	\$	\$
MARION	SUP CRM I	\$	\$ 2,219	\$ 1,296	\$	\$	\$
MARION	SUP CRM II	\$	\$ 3,735	\$	\$	\$	\$
MARION	SUP CRM III	\$	\$ 3,044	\$ 3,170	\$	\$	\$
MARION	SUP CRM IV	\$	\$ 4,174	\$ 2,454	\$	\$ 102	\$
MARION	SUP JUV	\$ 24,275 **	\$ 247,245 **	\$ 269,115 **	\$ 4,850 **	\$ 850 **	\$ 1,000 **
MARION	SUP PROBATE	\$	\$ 3,001	\$ 2,000	\$	\$ 20	\$
MARSHALL	CIRCUIT	\$	\$ 2,095	\$ 905	\$	\$	\$ 1,636
MARSHALL	SUPERIOR	\$	\$ 1,873	\$ 1,458	\$	\$	\$ 1,360
MARTIN	CIRCUIT	\$	\$ 605	\$	\$	\$	\$
MIAMI	CIRCUIT	\$	\$ 999	\$ 1,651	\$	\$ 139	\$ 399
MIAMI	PROB DEPT	\$	\$ 802	\$ 426	\$	\$	\$
MIAMI	SUPERIOR	\$	\$ 764	\$ 1,429	\$	\$	\$
MONROE	CIRCUIT	\$	\$ 2,978	\$ 1,472	\$	\$	\$ 78
MONROE	SUPERIOR	\$	\$ 10,847	\$ 2,585	\$	\$	\$ 3,587
MONTGOMERY	CIRCUIT	\$ U6,000	\$ 8,331	\$ 750	\$	\$	\$ 218
MORGAN	CIRCUIT	\$	\$ 1,211	\$ 568	\$	\$	\$
MORGAN	SUPERIOR	\$	\$ 6,118	\$ 1,114	\$	\$	\$ 2,753
NEWTON	CIR SC	\$	\$ 2,104	\$ 805	\$	\$	\$
NEWTON	CIRCUIT	\$	\$ 2,244	\$ 1,064	\$	\$ 298	\$ 497
NOBLE	CIRCUIT	\$	\$ 12,832	\$ 1,979	\$	\$	\$
OHIO	CIRCUIT	\$	\$	\$	\$	\$	\$ 30
ORANGE	CIRCUIT	\$	\$ 1,953	\$ 924	\$	\$	\$

Circuit and Superior Court Expenditures

<u>COUNTY</u>	<u>COURT</u>	<u>Other</u>	<u>Total Con- tractual Services</u>	<u>Total Supplies</u>	<u>Rents</u>	<u>Dues & Sub- scriptions</u>	<u>Return of Fugitives</u>
OWEN	CIRCUIT	\$	\$ 1,171	\$ 1,389	\$	\$	\$ 429
PARKE	CIRCUIT	\$	\$ 1,259	\$ 923	\$	\$	\$ 2,122
PERRY	CIRCUIT	\$	\$ 5,312	\$ 1,102	\$ 40	\$	\$
PIKE	CIRCUIT	\$ L184	\$ 1,156	\$ 621	\$	\$	\$
PORTER	CIR SUP	\$ 38	\$ 25,604	\$ 4,556	\$	\$ 160	\$
POSEY	CIRCUIT	\$	\$ 8,645	\$ 1,522	\$	\$	\$
PULASKI	CIRCUIT	\$ 250	\$ 2,992	\$ 1,518	\$	\$	\$
PUTNAM	CIRCUIT	\$	\$ 2,033*	\$ 1,231	\$	\$	\$
RANDOLPH	CIRCUIT	\$	\$ 6,064	\$ 938	\$	\$ 63	\$
RIPLEY	CIRCUIT	\$	\$ 5,421	\$ 1,492	\$	\$	\$
RUSH	CIRCUIT	\$ 158	\$ 3,830	\$ 1,428	\$	\$ 87	\$ 834
SCOTT	CIRCUIT	\$	\$ 1,803	\$ 1,293	\$	\$	\$ 117
SHELBY	CIRCUIT	\$	\$ 1,340	\$ 1,052	\$	\$	\$
SHELBY	SUPERIOR	\$	\$ 3,647	\$ 1,411	\$	\$	\$
SPENCER	CIR SC	\$	\$ 2,285	\$ 206	\$	\$	\$
SPENCER	CIRCUIT	\$	\$ 1,588	\$ 84	\$	\$	\$
ST. JOSEPH	CIRCUIT	\$ B51	\$ 1,499	\$ 1,778	\$	\$	\$
ST. JOSEPH	JUVENILE	\$ 820	\$ 9,950	\$ 1,737	\$	\$ 58	\$
ST. JOSEPH	PROBATE	\$	\$ 208	\$ 381	\$	\$	\$
ST. JOSEPH	SUPERIOR	\$	\$ 2,884	\$ 3,742	\$	\$	\$
STARKE	CIRCUIT	\$	\$ 2,802	\$ 994	\$	\$	\$
STEUBEN	CIRCUIT	\$	\$ 2,676	\$ 703	\$	\$	\$ 153
SULLIVAN	CIRCUIT	\$	\$ 12,088	\$ 720	\$	\$	\$

Circuit and Superior Court Expenditures

COUNTY	COURT	Other	Total Contractual Services	Total Supplies	Rents	Dues & Subscriptions	Return of Fugitives
SWITZERLAND	CIRCUIT	\$	\$ 506	\$ 172	\$	\$	\$
TIPPECANOE	CIRCUIT	\$	\$ 2,762	\$ 2,037	\$	\$	\$
TIPPECANOE	SUPERIOR 1	\$	\$ 753	\$ 1,487	\$	\$	\$
TIPPECANOE	SUPERIOR 2	\$ 40	\$ 503	\$ 6,118	\$	\$	\$
TIPTON	CIRCUIT	\$ L456	\$ 3,848	\$ 1,684	\$	\$	\$
UNION	CIRCUIT	\$	\$ 2,710	\$ 1,068	\$	\$	\$
VANDERBURGH	CIRCUIT	\$	\$ 3,300	\$ 5,598	\$	\$	\$ 5,000
VANDERBURGH	SUPERIOR	\$	\$ 35,732	\$ 13,499	\$	\$	\$ 3,601
VERMILLION	CIRCUIT	\$	\$ 3,786	\$ 687	\$	\$ 270	\$
VIGO	CIR SUP CO	\$	\$ 20,963	\$ 13,103	\$ 14,905	\$ 170	\$ 2,528
WABASH	CIRCUIT	\$	\$ 2,790	\$ 1,273	\$	\$	\$
WARREN	CIRCUIT	\$	\$ 4,169	\$ 498	\$	\$ 60	\$
WARRICK	CIRCUIT	\$ J1,000	\$ 17,495	\$ 7,239	\$	\$	\$ 117
WARRICK	SUPERIOR	\$	\$ 2,480	\$ 1,583	\$	\$	\$ 38
WASHINGTON	CIRCUIT	\$	\$ 6,448	\$ 802	\$	\$	\$
WAYNE	ADMIN	\$	\$ 3,450**	\$ 1,075**	\$	\$	\$
WAYNE	CIRCUIT	\$ 1,335	\$ 6,605	\$ 1,936	\$	\$ 68	\$
WAYNE	PROB DEPT	\$ 96,800 ^{6**}	\$ 116,050 ^{**}	\$ 650 ^{**}	\$	\$	\$
WAYNE	SUPERIOR 1	\$ 272	\$ 3,002	\$ 403	\$	\$ 66	\$ 454
WAYNE	SUPERIOR 2	\$ 244	\$ 3,049	\$ 680	\$	\$ 80	\$ 552
WELLS	CIRCUIT	\$	\$ 813	\$ 1,181	\$	\$	\$
WHITE	CIRCUIT	\$	\$ 3,104	\$ 592	\$	\$	\$
WHITLEY	CIRCUIT	\$	\$ 3,400	\$ 785	\$	\$	\$

Circuit and Superior Court Expenditures

<u>COUNTY</u>	<u>COURT</u>	<u>Lodging & Meals of Jurors</u>	<u>Other Current Charges</u>	<u>Total Current Charges</u>	<u>Furniture & Fixtures</u>	<u>Office Ma- chines (Re- corders, Typewriters, etc.)</u>	<u>Law Books</u>
ADAMS	CIRCUIT	\$ 17	\$	\$ 92	\$	\$	\$ 12,304
ALLEN	CIRCUIT	\$ 2,834	\$ 162	\$ 9,246	\$ 361	\$ 755	\$ 1,117
ALLEN	SUPERIOR	\$ 1,461	\$	\$ 11,584	\$ 1,488	\$ 689	\$ 4,810
BARTHOLOMEW	CIRCUIT	\$ 151	\$	\$ 568	\$ 939	\$ 140	\$
BARTHOLOMEW	SUPERIOR	\$ 174	\$	\$ 174	\$ 920	\$	\$ 2,374
BENTON	CIRCUIT	\$ 1,497	\$	\$ 1,985	\$ 288	\$	\$ 9,429
BLACKFORD	CIRCUIT	\$ 194	\$ 684	\$ 1,378	\$ 98	\$	\$ 5,034
BOONE	CIRCUIT	\$ 1,556	\$ 110	\$ 1,666	\$	\$ 4,837	\$ 8,744
BOONE	SUPERIOR	\$ 1,124	\$	\$ 2,733	\$	\$	\$ 1,081
BROWN	CIRCUIT	\$ 2,015	\$	\$ 2,499	\$ 307	\$ 1,002	\$ 4,820
CARROLL	CIR CCF	\$	\$	\$	\$	\$	\$ 131
CARROLL	CIRCUIT	\$ 651	\$	\$ 673	\$ 500	\$ 1,224	\$ 7,691
CASS	CIRCUIT	\$ 383	\$	\$ 512	\$ 89	\$ 21	\$ 6,359
CASS	SUPERIOR	\$ 339	\$	\$ 339	\$ 1,554	\$	\$ 1,245
CLARK	CIRCUIT	\$ 624	\$	\$ 624	\$	\$ 535	\$ 3,224
CLARK	SUPERIOR	\$ 367	\$	\$ 367	\$	\$	\$ 593
CLAY	CIRCUIT	\$ 328	\$ 1,523	\$ 3,679	\$	\$ 474	\$ 2,670
CLINTON	CIRCUIT	\$ 678	\$	\$ 2,288	\$	\$	\$ 6,145
CRAWFORD	CIRCUIT	\$ 423	\$	\$ 423	\$ 900	\$	\$ 2,400
DAVISS	CIRCUIT	\$ 591	\$	\$ 591	\$ 355	\$	\$ 3,194
DEARBORN	CIRCUIT	\$ 828	\$	\$ 1,049	\$	\$	\$ 10,633
DECATUR	CIRCUIT	\$ 184	\$	\$ 471	\$ 470	\$ 1,314	\$ 8,295
DEKALB	CIRCUIT	\$ 44	\$	\$ 44	\$ 170	\$	\$ 7,069

Circuit and Superior Court Expenditures

<u>COUNTY</u>	<u>COURT</u>	Lodging & Meals of Jurors	Other Current Charges	Total Current Charges	Furniture & Fixtures	Office Ma- chines (Re- corders, Typewriters, etc.)	Law Books
DEKALB	SUPERIOR	\$ 107	\$	\$ 107	\$ 220	\$ 476	\$ 567
DELAWARE	CIRCUIT	\$ 418	\$	\$ 418	\$	\$ 800	\$ 3,719
DELAWARE	SUPERIOR 1	\$ 171	\$	\$ 171	\$	\$	\$ 1,383
DELAWARE	SUPERIOR 2	\$ 120	\$	\$ 120	\$	\$	\$ 2,186
DUBOIS	CIRCUIT	\$ 187	\$	\$ 187	\$ 1,200	\$	\$ 3,912
ELKHART	CIRCUIT	\$ 195	\$ D _{1,085}	\$ 1,280	\$	\$ 300	\$ 5,648
ELKHART	PROB. DEPT.	\$	\$	\$	\$ 2,821	\$	\$
ELKHART	PUBLIC DEF.	\$	\$	\$	\$	\$ 810	\$
ELKHART	SUP 2 JUV DIV	\$	\$	\$	\$	\$	\$
ELKHART	SUPERIOR 1	\$ 75	\$ D ₅₁₅	\$ 590	\$ 180	\$	\$ 10,340
ELKHART	SUPERIOR 2	\$ 196	\$ D,K _{7,720}	\$ 8,039	\$ 1,443	\$	\$ 1,294
FAYETTE	CIRCUIT	\$ 211	\$	\$ 1,276	\$ 137	\$ 810	\$ 5,152
FLOYD	CIRCUIT	\$	\$	\$ 1,000	\$	\$ 3,000	\$ 8,500
FLOYD	SUPERIOR	\$	\$	\$	\$ 3,500	\$ 4,000	\$ 3,000
FOUNTAIN	CIRCUIT	\$ 705	\$	\$ 1,705	\$ 648	\$	\$ 7,431
FRANKLIN	CIRCUIT	\$ 764	\$	\$ 863	\$ 820	\$ 774	\$ 3,148
FULTON	CIRCUIT	\$ 480	\$	\$ 480	\$	\$ 766	\$ 12,178
GIBSON	CIRCUIT	\$ 840	\$	\$ 840	\$ 1,175	\$ 756	\$ 5,897
GRANT	CIRCUIT	\$ 123	\$	\$ 203	\$	\$	\$ 7,659
GRANT	PROB - REHAB.	\$	\$	\$ 493	\$	\$	\$
GRANT	SUPERIOR I	\$ 214	\$	\$ 260	\$	\$	\$ 776
GRANT	SUPERIOR 2	\$ 708	\$	\$ 951	\$	\$	\$ 1,209
GREENE	CIRCUIT	\$ 444	\$ 45	\$ 497	\$ 801	\$	\$ 3,273

Circuit and Superior Court Expenditures

<u>COUNTY</u>	<u>COURT</u>	Lodging & Meals of Jurors	Other Current Charges	Total Current Charges	Furniture & Fixtures	Office Ma- cines (Re- corders, Typewriters, etc.)	Law Books
HAMILTON	CIRCUIT	\$ 3,066	\$ 1,752	\$ 6,678	\$ 1,387	\$ 990	\$ 1,325
HAMILTON	SUPERIOR	\$ 2,254		\$ 2,254	\$ 249		\$ 9,158
HANCOCK	CIRCUIT	\$ 669		\$ 669			
HANCOCK	SUPERIOR			\$ 2,407*			
HARRISON	CIRCUIT	\$ 343		\$ 343		\$ 2,328	\$ 5,023
HENDRICKS	CIRCUIT	\$ 65		\$ 65	\$ 8		\$ 4,935
HENDRICKS	SUPERIOR I	\$ 218		\$ 733	\$ 103	\$ 3,448	\$ 983
HENDRICKS	SUPERIOR II	\$ 234		\$ 412	\$ 747	\$ 934	\$ 857
HENRY	CIRCUIT	\$ 421		\$ 568	\$ 475		\$ 6,417
HENRY	SUPERIOR	\$ 374		\$ 374			\$ 350
HOWARD	CIRCUIT	\$ 423	\$ 65	\$ 2,531	\$ 247	\$ 395	\$ 2,485
HOWARD	SUPERIOR 1	\$ 67		\$ 1,711			\$ 2,500
HOWARD	SUPERIOR 2	\$ 298		\$ 1,708			
HUNTINGTON	CIRCUIT	\$ 227	\$ 53	\$ 292	\$ 72		\$ 7,574
JACKSON	CIRCUIT	\$ 1,359		\$ 1,493	\$ 621	\$ 175	\$ 7,156
JASPER	CIRCUIT	\$ 2,449		\$ 2,649		\$ 1,024	\$ 6,885
JAY	CIRCUIT	\$ 600	\$ D ₁ 1,644	\$ 2,244	\$ 500	\$ 600	\$ 8,405
JEFFERSON	CIRCUIT	\$ 1,669	\$ 225	\$ 1,894			\$ 4,635
JENNINGS	CIRCUIT	\$ 345		\$ 345			\$ 1,769
JOHNSON	CIRCUIT	\$ 428		\$ 428			\$ 12,891
JOHNSON	SUPERIOR	\$ 887	\$ 856	\$ 2,629	\$ 402	\$ 449	\$ 2,469
KNOX	CIRCUIT	\$ 837	\$ D ₅ 12	\$ 1,402			\$ 3,985
KNOX	SUPERIOR	\$ 78		\$ 577			\$ 3,504

Circuit and Superior Court Expenditures

<u>COUNTY</u>	<u>COURT</u>	Lodging & Meals of Jurors	Other Current Charges	Total Current Charges	Furniture & Fixtures	Office Ma- chines (Re- corders, Typewriters, etc.)	Law Books
KOSCIUSKO	CIRCUIT	\$ 543	\$	\$ 543	\$	\$	\$ 3,624
KOSCIUSKO	SUPERIOR	\$ 51	\$	\$ 51	\$	\$	\$ 7,244
LAGRANGE	CIRCUIT	\$ 460	\$ 225	\$ 685	\$ 593	\$ 976	\$ 10,276
LAKE	CIRCUIT	\$	\$	\$ 38	\$	\$	\$ 12,853
LAKE	SUP CIVIL	\$ 54	\$	\$ 114	\$ 1,659	\$ 322	\$ 35,407
LAKE	SUP CRIM	\$ 18,396	\$	\$ 23,488	\$ 394	\$ 1,470	\$ 5,500
LAKE	SUP CRM PROB	\$	\$	\$ 129	\$	\$	\$
LAKE	SUP JUV	\$ 200	\$	\$ 700	\$	\$	\$ 1,500
LAKE	SUP PUB DEF	\$	\$	\$ 78	\$	\$	\$
LAPORTE	CIRCUIT	\$ 250	\$	\$ 250	\$	\$	\$ 10,000
LAPORTE	SUPERIOR 1	\$ 425	\$	\$ 425	\$ 313	\$ 166	\$ 7,116
LAPORTE	SUPERIOR 2	\$ 172	\$ 20	\$ 1,205	\$ 774	\$ 78	\$ 1,920
LAWRENCE	CIRCUIT	\$ 514	\$ K _{35,799}	\$ 36,420	\$ 1,686	\$	\$ 6,042
LAWRENCE	SUPERIOR	\$ 324	\$	\$ 324	\$	\$ 400	\$ 1,359
MADISON	CIRCUIT	\$	\$ 3,735	\$ 7,247	\$	\$	\$
MADISON	SUP I II III	\$ 3,716	\$ C ₄₀	\$ 11,746	\$	\$	\$
MARION	CIRCUIT	\$ 3,000**	\$	\$ 3,000**	\$	\$	\$
MARION	SUP CIV 1	\$ 462	\$	\$ 462	\$	\$	\$
MARION	SUP CIV 2	\$ 466	\$	\$ 487	\$ 312	\$ 540	\$
MARION	SUP CIV 3	\$ 3,000	\$	\$ 3,070	\$	\$ 1,000	\$
MARION	SUP CIV 4	\$ 443	\$	\$ 443	\$	\$	\$
MARION	SUP CIV 5	\$ 5,000**	\$	\$ 5,000**	\$ 1,000**	\$	\$
MARION	SUP CIV 6	\$ 609	\$	\$ 609	\$	\$	\$

Circuit and Superior Court Expenditures

<u>COUNTY</u>	<u>COURT</u>	<u>Lodging & Meals of Jurors</u>	<u>Other Current Charges</u>	<u>Total Current Charges</u>	<u>Furniture & Fixtures</u>	<u>Office Ma- chines (Re- corders, Typewriters, etc.)</u>	<u>Law Books</u>
MARION	SUP CIV 7	\$ 1,172	\$	\$ 1,172	\$	\$	\$
MARION	SUP CRM I	\$ 4,098	\$	\$ 4,098	\$	\$ 1,363	\$
MARION	SUP CRM II	\$ 9,200	\$	\$ 9,200	\$	\$	\$
MARION	SUP CRM III	\$ 5,922	\$	\$ 5,922	\$	\$ 1,188	\$
MARION	SUP CRM IV	\$ 6,175	\$	\$ 6,277	\$ 29	\$	\$
MARION	SUP JUV	\$	\$ 6,500 **	\$ 13,200 **	\$ 10,328 **	\$	\$
MARION	SUP PROBATE	\$ 1,475	\$	\$ 1,495	\$	\$	\$
MARSHALL	CIRCUIT	\$	\$	\$ 1,636	\$	\$	\$ 40
MARSHALL	SUPERIOR	\$	\$	\$ 1,360	\$ 965	\$ 52	\$ 80
MARTIN	CIRCUIT	\$ 134	\$	\$ 134	\$	\$	\$ 692
MIAMI	CIRCUIT	\$ 152	\$	\$ 690	\$	\$	\$ 8,643
MIAMI	PROB DEPT	\$	\$ K ₅₇₀	\$ 570	\$	\$	\$
MIAMI	SUPERIOR	\$ 134	\$	\$ 134	\$	\$	\$ 1,524
MONROE	CIRCUIT	\$ 1,143	\$ C ₃₃₀	\$ 1,551	\$	\$ 550	\$ 2,976
MONROE	SUPERIOR	\$ 5,125	\$ C ₈₀	\$ 8,792	\$ 1,186	\$ 135	\$ 5,498
MONTGOMERY	CIRCUIT	\$ 530	\$	\$ 748	\$ 984	\$	\$ 7,500
MORGAN	CIRCUIT	\$ 147	\$ C ₃₈₁	\$ 528	\$ 683	\$	\$ 2,183
MORGAN	SUPERIOR	\$ 1,546	\$ C ₄₀	\$ 4,339	\$ 282	\$	\$ 3,200
NEWTON	CIR SC	\$	\$ 23	\$ 23	\$ 160	\$ 603	\$
NEWTON	CIRCUIT	\$	\$	\$ 795	\$ 369	\$ 5,644	\$ 11,396
NOBLE	CIRCUIT	\$ 1,412	\$	\$ 1,412	\$	\$ 774	\$ 6,350
OHIO	CIRCUIT	\$ 99	\$	\$ 129	\$	\$	\$ 2,183
ORANGE	CIRCUIT	\$ 300	\$	\$ 300	\$ 185	\$	\$ 6,741

Circuit and Superior Court Expenditures

<u>COUNTY</u>	<u>COURT</u>	Lodging & Meals of Jurors	Other Current Charges	Total Current Charges	Furniture & Fixtures	Office Ma- chines (Re- corders, Typewriters, etc.)	Law Books
OWEN	CIRCUIT	\$ 233	\$	\$ 662	\$	\$ 2,410	\$ 4,553
PARKE	CIRCUIT	\$ 530	\$ 20	\$ 2,672	\$ 279	\$	\$ 6,264
PERRY	CIRCUIT	\$ 1,493	\$ 835	\$ 2,368	\$ 749	\$ 305	\$ 3,734
PIKE	CIRCUIT	\$ 253	\$	\$ 253	\$	\$	\$ 4,691
PORTER	CIR SUP	\$ 6,527	\$ 3,926	\$ 10,613	\$	\$	\$
POSEY	CIRCUIT	\$	\$	\$	\$	\$ 1,685	\$ 3,638
PULASKI	CIRCUIT	\$ 1,045	\$	\$ 1,045	\$ 977	\$	\$ 12,636
PUTNAM	CIRCUIT	\$	\$	\$ 1,818*	\$	\$	\$
RANDOLPH	CIRCUIT	\$ 94	\$ K421	\$ 578	\$ 186	\$	\$ 5,344
RIPLEY	CIRCUIT	\$ 317	\$ 58	\$ 375	\$ 116	\$	\$ 5,547
RUSH	CIRCUIT	\$ 126	\$ 18	\$ 1,065	\$ 70	\$ 1,095	\$ 5,628
SCOTT	CIRCUIT	\$ 775	\$	\$ 892	\$ 86	\$ 1,323	\$ 4,213
SHELBY	CIRCUIT	\$	\$	\$	\$ 60	\$ 702	\$ 9,402
SHELBY	SUPERIOR	\$	\$ 840	\$ 840	\$	\$	\$ 1,086
SPENCER	CIR SC	\$	\$	\$	\$ 209	\$	\$
SPENCER	CIRCUIT	\$ 474	\$	\$ 474	\$	\$ 756	\$ 2,492
ST. JOSEPH	CIRCUIT	\$ 563	\$	\$ 563	\$	\$	\$ 2,582
ST. JOSEPH	JUVENILE	\$	\$	\$ 58	\$	\$	\$ 223
ST. JOSEPH	PROBATE	\$	\$	\$	\$	\$	\$ 797
ST. JOSEPH	SUPERIOR	\$ 3,990	\$	\$ 3,990	\$	\$	\$ 8,971
STARKE	CIRCUIT	\$ 994	\$	\$ 994	\$ 115	\$ 982	\$
STEUBEN	CIRCUIT	\$ 200	\$	\$ 353	\$ 53	\$	\$ 5,637
SULLIVAN	CIRCUIT	\$ 518	\$	\$ 518	\$	\$	\$

Circuit and Superior Court Expenditures

COUNTY	COURT	Lodging & Meals of Jurors	Other Current Charges	Total Current Charges	Furniture & Fixtures	Office Ma- chines (Re- corders, Typewriters, etc.)	Law Books
SWITZERLAND	CIRCUIT	\$ 15	\$	\$ 15	\$	\$	\$ 1,436
TIPPECANOE	CIRCUIT	\$ 6,545	\$	\$ 6,545	\$ 338	\$ 461	\$ 1,538
TIPPECANOE	SUPERIOR 1	\$ 428	\$	\$ 428	\$	\$	\$
TIPPECANOE	SUPERIOR 2	\$ 80	\$	\$ 80	\$ 93	\$	\$ 644
TIPTON	CIRCUIT	\$ 2,138	\$ C ₄₀	\$ 2,178	\$ 82	\$ 319	\$ 4,382
UNION	CIRCUIT	\$ 33	\$	\$ 33	\$ 500	\$ 642	\$ 2,321
VANDEBURGH	CIRCUIT	\$ 8,500	\$	\$ 13,500	\$	\$	\$ 1,200
VANDEBURGH	SUPERIOR	\$ 4,885	\$ C ₂₆₀	\$ 8,746	\$	\$ 2,740	\$ 2,927
VERMILLION	CIRCUIT	\$	\$ C,K _{3,484}	\$ 3,754	\$ 319	\$	\$ 4,948
VIGO	CIR SUP CO	\$ 2,014	\$ C ₄₀	\$ 19,657	\$ 1,457	\$ 8,877	\$ 3,615
WABASH	CIRCUIT	\$ 695	\$	\$ 695	\$	\$	\$ 7,539
WARREN	CIRCUIT	\$ 533	\$	\$ 593	\$	\$ 846	\$ 4,095
WARRICK	CIRCUIT	\$ 2,031	\$	\$ 2,148	\$ 6,011	\$ 598	\$ 5,712
WARRICK	SUPERIOR	\$ 107	\$	\$ 145	\$ 6,001	\$ 1,822	\$ 508
WASHINGTON	CIRCUIT	\$ 606	\$	\$ 606	\$ 2,204	\$	\$ 6,169
WAYNE	ADMIN	\$	\$	\$	\$	\$	\$
WAYNE	CIRCUIT	\$ 416	\$ D _{3,463}	\$ 3,947	\$	\$ 407	\$ 9,644
WAYNE	PROB DEPT	\$	\$	\$	\$ 600 **	\$ 600 **	\$
WAYNE	SUPERIOR 1	\$ 306	\$ D _{2,000}	\$ 2,826	\$ 3,778	\$ 534	\$ 1,856
WAYNE	SUPERIOR 2	\$ 323	\$	\$ 955	\$ 1,000	\$ 1,027	\$ 1,237
WELLS	CIRCUIT	\$ 294	\$	\$ 294	\$	\$	\$ 6,174
WHITE	CIRCUIT	\$ 221	\$	\$ 221	\$	\$	\$ 7,486
WHITLEY	CIRCUIT	\$ 756	\$	\$ 756	\$ 750	\$	\$ 4,000

Circuit and Superior Court Expenditures

<u>COUNTY</u>	<u>COURT</u>	<u>Other</u>	<u>Total Properties</u>	<u>TOTAL</u>
ADAMS	CIRCUIT	\$ 1,140	\$ 13,444	\$ 77,070
ALLEN	CIRCUIT	\$ 349	\$ 2,582	\$ 416,765
ALLEN	SUPERIOR	\$ 270	\$ 7,257	\$ 976,963
BARTHOLOMEW	CIRCUIT	\$ 9,202	\$ 10,281	\$ 100,859
BARTHOLOMEW	SUPERIOR	\$	\$ 3,294	\$ 50,213
BENTON	CIRCUIT	\$ 9	\$ 9,726	\$ 52,533
BLACKFORD	CIRCUIT	\$	\$ 5,132	\$ 68,450
BOONE	CIRCUIT	\$	\$ 13,581	\$ 71,378
BOONE	SUPERIOR	\$	\$ 1,081	\$ 64,502
BROWN	CIRCUIT	\$	\$ 6,129	\$ 85,386
CARROLL	CIR CCF	\$	\$ 131	\$ 11,698
CARROLL	CIRCUIT	\$	\$ 9,415	\$ 70,268
CASS	CIRCUIT	\$	\$ 6,469	\$ 65,316
CASS	SUPERIOR	\$	\$ 2,799	\$ 32,722
CLARK	CIRCUIT	\$	\$ 3,759	\$ 85,229
CLARK	SUPERIOR	\$	\$ 593	\$ 32,119
CLAY	CIRCUIT	\$	\$ 3,144	\$ 66,552
CLINTON	CIRCUIT	\$ 355	\$ 6,500	\$ 65,449
CRAWFORD	CIRCUIT	\$	\$ 3,300	\$ 26,102
DAVISS	CIRCUIT	\$	\$ 3,549	\$ 87,346
DEARBORN	CIRCUIT	\$	\$ 10,633	\$ 70,387
DECATUR	CIRCUIT	\$	\$ 10,079	\$ 53,695
DEKALB	CIRCUIT	\$	\$ 7,239	\$ 71,220

Circuit and Superior Court Expenditures

<u>COUNTY</u>	<u>COURT</u>	<u>Other</u>	<u>Total Properties</u>	<u>TOTAL</u>
DEKALB	SUPERIOR	\$	\$ 1,263	\$ 39,583
DELAWARE	CIRCUIT	\$	\$ 4,519	\$ 155,625
DELAWARE	SUPERIOR 1	\$	\$ 1,383	\$ 44,552
DELAWARE	SUPERIOR 2	\$	\$ 2,186	\$ 84,140
DUBOIS	CIRCUIT	\$	\$ 5,112	\$ 44,602
ELKHART	CIRCUIT	\$	\$ 5,948	\$ 138,851
ELKHART	PROB. DEPT.	\$ 390	\$ 3,211	\$ 242,784
ELKHART	PUBLIC DEF.	\$	\$ 810	\$ 61,152
ELKHART	SUP 2 JUV DIV	\$	\$	\$ 23,636
ELKHART	SUPERIOR 1	\$	\$ 10,520	\$ 71,445
ELKHART	SUPERIOR 2	\$	\$ 2,737	\$ 84,360
FAYETTE	CIRCUIT	\$	\$ 6,099	\$ 63,011
FLOYD	CIRCUIT	\$ 700	\$ 12,200	\$ 106,722
FLOYD	SUPERIOR	\$	\$ 10,500	\$ 48,600
FOUNTAIN	CIRCUIT	\$ 26	\$ 8,105	\$ 65,136
FRANKLIN	CIRCUIT	\$	\$ 4,742	\$ 51,472
FULTON	CIRCUIT	\$	\$ 12,944	\$ 57,181
GIBSON	CIRCUIT	\$	\$ 7,828	\$ 82,657
GRANT	CIRCUIT	\$	\$ 7,659	\$ 56,642
GRANT	PROB - REHAB.	\$ 3,500	\$ 3,500	\$ 211,020 ⁷
GRANT	SUPERIOR I	\$	\$ 776	\$ 46,626
GRANT	SUPERIOR 2	\$	\$ 1,209	\$ 51,193
GREENE	CIRCUIT	\$	\$ 4,074	\$ 59,528

Circuit and Superior Court Expenditures

<u>COUNTY</u>	<u>COURT</u>	<u>Other</u>	<u>Total Properties</u>	<u>TOTAL</u>
HAMILTON	CIRCUIT	\$	\$ 3,702	\$ 175,480
HAMILTON	SUPERIOR	\$	\$ 9,407	\$ 141,932
HANCOCK	CIRCUIT	\$	\$ 6,629*	\$ 80,671
HANCOCK	SUPERIOR	\$	\$ 6,040*	\$ 90,141
HARRISON	CIRCUIT	\$	\$ 7,351	\$ 67,510
HENDRICKS	CIRCUIT	\$	\$ 4,943	\$ 83,321
HENDRICKS	SUPERIOR I	\$	\$ 4,534	\$ 66,057
HENDRICKS	SUPERIOR II	\$	\$ 2,538	\$ 71,902
HENRY	CIRCUIT	\$	\$ 6,892	\$ 82,852
HENRY	SUPERIOR	\$	\$ 350	\$ 42,944
HOWARD	CIRCUIT	\$	\$ 3,127	\$ 116,777
HOWARD	SUPERIOR 1	\$	\$ 2,500	\$ 36,440
HOWARD	SUPERIOR 2	\$ 2,386	\$ 2,386	\$ 35,261
HUNTINGTON	CIRCUIT	\$	\$ 7,646	\$ 80,053
JACKSON	CIRCUIT	\$	\$ 7,952	\$ 108,149
JASPER	CIRCUIT	\$	\$ 7,909	\$ 120,500
JAY	CIRCUIT	\$ 700	\$ 10,205	\$ 147,971
JEFFERSON	CIRCUIT	\$	\$ 4,635	\$ 87,791
JENNINGS	CIRCUIT	\$ 333	\$ 2,102	\$ 57,342
JOHNSON	CIRCUIT	\$	\$ 12,891	\$ 145,732
JOHNSON	SUPERIOR	\$	\$ 3,320	\$ 90,063
KNOX	CIRCUIT	\$	\$ 3,985	\$ 40,216
KNOX	SUPERIOR	\$	\$ 3,504	\$ 60,340

Circuit and Superior Court Expenditures

<u>COUNTY</u>	<u>COURT</u>	<u>Other</u>	<u>Total Properties</u>	<u>TOTAL</u>
KOSCIUSKO	CIRCUIT	\$	\$ 3,624	\$ 58,550
KOSCIUSKO	SUPERIOR	\$	\$ 7,244	\$ 53,127
LAGRANGE	CIRCUIT	\$	\$ 11,845	\$ 67,880
LAKE	CIRCUIT	\$	\$ 12,853	\$ 114,075
LAKE	SUP CIVIL	\$	\$ 37,388	\$ 467,223
LAKE	SUP CRIM	\$	\$ 7,364	\$1,232,557
LAKE	SUP CRM PROB	\$	\$	\$ 315,011
LAKE	SUP JUV	\$	\$ 1,500	\$ 870,281
LAKE	SUP PUB DEF	\$	\$	\$ 288,625
LAPORTE	CIRCUIT	\$	\$ 10,000	\$ 99,352
LAPORTE	SUPERIOR 1	\$	\$ 7,595	\$ 118,196
LAPORTE	SUPERIOR 2	\$ S4,779	\$ 7,551	\$ 144,283
LAWRENCE	CIRCUIT	\$	\$ 7,728	\$ 142,759
LAWRENCE	SUPERIOR	\$	\$ 1,759	\$ 50,698
MADISON	CIRCUIT	\$	\$ 13,424*	\$ 207,267
MADISON	SUP I II III	\$	\$ 6,548*	\$ 391,361
MARION	CIRCUIT	\$	\$ 1,000*---**	\$ 107,188**
MARION	SUP CIV 1	\$	\$	\$ 50,695
MARION	SUP CIV 2	\$	\$ 852	\$ 50,286
MARION	SUP CIV 3	\$ 500	\$ 1,500	\$ 75,105
MARION	SUP CIV 4	\$	\$	\$ 54,816
MARION	SUP CIV 5	\$	\$ 1,000 **	\$ 77,825 **
MARION	SUP CIV 6	\$	\$	\$ 60,771

Circuit and Superior Court Expenditures

<u>COUNTY</u>	<u>COURT</u>	<u>Other</u>	<u>Total Properties</u>	<u>TOTAL</u>
MARION	SUP CIV 7	\$	\$	\$ 54,379
MARION	SUP CRM I	\$	\$ 1,363	\$ 271,496
MARION	SUP CRM II	\$	\$	\$ 114,436
MARION	SUP CRM III	\$	\$ 1,188	\$ 253,887
MARION	SUP CRM IV	\$	\$ 29	\$ 191,671
MARION	SUP JUV	\$	\$ 10,328**	\$1,869,959**
MARION	SUP PROBATE	\$	\$	\$ 167,991
MARSHALL	CIRCUIT	\$ N 5,262	\$ 5,302	\$ 83,666
MARSHALL	SUPERIOR	\$ 5,215	\$ 6,312	\$ 56,799
MARTIN	CIRCUIT	\$	\$ 692	\$ 10,426
MIAMI	CIRCUIT	\$ 691	\$ 9,334	\$ 59,685
MIAMI	PROB DEPT	\$	\$	\$ 20,390
MIAMI	SUPERIOR	\$ 871	\$ 2,395	\$ 40,781
MONROE	CIRCUIT	\$	\$ 3,526	\$ 82,670
MONROE	SUPERIOR	\$	\$ 6,819	\$ 165,807
MONTGOMERY	CIRCUIT	\$ 250	\$ 8,734	\$ 91,518
MORGAN	CIRCUIT	\$	\$ 2,866	\$ 44,809
MORGAN	SUPERIOR	\$	\$ 3,482	\$ 88,467
NEWTON	CIR SC	\$	\$ 763	\$ 37,530
NEWTON	CIRCUIT	\$	\$ 17,409	\$ 72,383
NOBLE	CIRCUIT	\$	\$ 7,124	\$ 132,033
OHIO	CIRCUIT	\$	\$ 2,183	\$ 8,810
ORANGE	CIRCUIT	\$	\$ 6,926	\$ 43,664

Circuit and Superior Court Expenditures

<u>COUNTY</u>	<u>COURT</u>	<u>Other</u>	<u>Total Properties</u>	<u>TOTAL</u>
OWEN	CIRCUIT	\$	\$ 6,963	\$ 58,318
PARKE	CIRCUIT	\$	\$ 6,543	\$ 49,431
PERRY	CIRCUIT	\$	\$ 4,788	\$ 67,092
PIKE	CIRCUIT	\$	\$ 4,691	\$ 51,102
PORTER	CIR SUP	\$	\$ 16,380*	\$ 311,069
POSEY	CIRCUIT	\$	\$ 5,323	\$ 74,224
PULASKI	CIRCUIT	\$	\$ 13,613	\$ 79,180
PUTNAM	CIRCUIT	\$	\$ 5,640*	\$ 47,916
RANDOLPH	CIRCUIT	\$	\$ 5,530	\$ 68,004
RIPLEY	CIRCUIT	\$	\$ 5,663	\$ 47,608
RUSH	CIRCUIT	\$	\$ 6,793	\$ 63,108
SCOTT	CIRCUIT	\$	\$ 5,622	\$ 70,931
SHELBY	CIRCUIT	\$	\$ 10,164	\$ 55,970
SHELBY	SUPERIOR	\$	\$ 1,086	\$ 93,111
SPENCER	CIR SC	\$	\$ 209	\$ 14,830
SPENCER	CIRCUIT	\$	\$ 3,248	\$ 55,123
ST. JOSEPH	CIRCUIT	\$ 65	\$ 2,647	\$ 80,826
ST. JOSEPH	JUVENILE	\$	\$ 223	\$ 253,357
ST. JOSEPH	PROBATE	\$	\$ 797	\$ 47,526
ST. JOSEPH	SUPERIOR	\$	\$ 8,971	\$ 387,672
STARKE	CIRCUIT	\$ 7,421	\$ 8,518	\$ 60,831
STEUBEN	CIRCUIT	\$	\$ 5,690	\$ 65,259
SULLIVAN	CIRCUIT	\$ 1,107	\$ 1,107	\$ 56,360

Circuit and Superior Court Expenditures

<u>COUNTY</u>	<u>COURT</u>	<u>Other</u>	<u>Total Properties</u>	<u>TOTAL</u>
SWITZERLAND	CIRCUIT	\$	\$ 1,436	\$ 12,240
TIPPECANOE	CIRCUIT	\$	\$ 2,337	\$ 114,361
TIPPECANOE	SUPERIOR 1	\$ 9,016	\$ 9,016	\$ 57,309
TIPPECANOE	SUPERIOR 2	\$	\$ 737	\$ 31,112
TIPTON	CIRCUIT	\$	\$ 4,783	\$ 89,435
UNION	CIRCUIT	\$	\$ 3,463	\$ 27,397
VANDERBURGH	CIRCUIT	\$	\$ 1,200	\$ 213,329
VANDERBURGH	SUPERIOR	\$	\$ 5,667	\$ 693,476
VERMILLION	CIRCUIT	\$	\$ 5,267	\$ 67,866
VIGO	CIR SUP CO	\$	\$ 13,949	\$ 468,829 ⁸
WABASH	CIRCUIT	\$	\$ 7,539	\$ 90,476
WARREN	CIRCUIT	\$	\$ 4,941	\$ 45,115
WARRICK	CIRCUIT	\$ J ₆₂₅	\$ 12,946	\$ 156,943
WARRICK	SUPERIOR	\$ 625	\$ 8,956	\$ 57,962
WASHINGTON	CIRCUIT	\$	\$ 8,373	\$ 78,545
WAYNE	ADMIN	\$	\$	\$ 15,895 ^{**}
WAYNE	CIRCUIT	\$	\$ 10,051	\$ 79,710
WAYNE	PROB DEPT	\$	\$ 1,200	\$ 197,200 ^{**}
WAYNE	SUPERIOR 1	\$ 801	\$ 6,969	\$ 62,985
WAYNE	SUPERIOR 2	\$ 709	\$ 3,973	\$ 53,772
WELLS	CIRCUIT	\$	\$ 6,174	\$ 63,909
WHITE	CIRCUIT	\$	\$ 7,486	\$ 61,815
WHITLEY	CIRCUIT	\$	\$ 4,750	\$ 63,025

County Court Expenditures

<u>COUNTY</u>	<u>COURT</u>	Judge(s) - Salary Part Paid by County	Court Commis- sioner(s)	Court Reporter(s)	Court Bailiff(s)	Probation Officer(s)	Probation Office Staff (Secy., etc.)
ADAMS	COUNTY	\$ 5,500	\$	\$ 9,600	\$ 5,858	\$	\$
BARTHOLOMEW	COUNTY	\$ 5,500	\$	\$ 8,000	\$	\$ 11,500	\$
BOONE	COUNTY	\$ 5,500	\$	\$ 7,550	\$ 6,500	\$	\$
CLARK	COUNTY	\$ 10,500	\$	\$ 11,700	\$ 7,800	\$	\$
CLAY	COUNTY	\$ 2,750	\$	\$ 6,720	\$ 5,880	\$	\$
CLINTON	COUNTY	\$ 5,500	\$	\$ 7,000	\$ 5,750	\$ 3,600	\$
CRAWFORD	COUNTY	\$ 2,750	\$	\$ 4,060	\$ 789	\$	\$
DAVISS	COUNTY	\$ 5,500	\$	\$ 9,185	\$ 545	\$	\$
DEARBORN	COUNTY	\$ 5,500	\$	\$ 9,000	\$ 7,800	\$	\$
DECATUR	COUNTY	\$ 5,500	\$	\$ 6,063	\$ 5,512	\$ 2,000	\$
DELAWARE	COUNTY I	\$ 8,000	\$	\$ 11,000	\$ 18,000	\$ 9,000	\$
DELAWARE	COUNTY II	\$ 8,000	\$	\$ 10,800	\$ 18,800	\$ 9,000	\$
DUBOIS	COUNTY	\$ 2,750	\$	\$ 7,050	\$ 1,900	\$ 7,100	\$
ELKHART	COUNTY ELK.	\$ 5,500	\$	\$ 12,720	\$ 8,874	\$	\$
ELKHART	COUNTY GOS	\$ 5,500	\$	\$ 20,584	\$ 9,412	\$	\$
FAYETTE	COUNTY	\$ 5,500	\$	\$ 7,940	\$ 8,563	\$	\$
FLOYD	COUNTY	\$ 5,800	\$	\$ 9,300	\$ 2,850	\$	\$
FULTON	COUNTY	\$ 2,750	\$	\$ 8,000	\$	\$	\$
GIBSON	COUNTY	\$ 2,750	\$	\$ 7,009	\$ 7,100	\$	\$
GRANT	COUNTY	\$ 5,500	\$	\$ 9,360	\$ 8,010	\$	\$
GREENE	COUNTY	\$ 2,750	\$	\$ 6,510	\$ 6,205	\$	\$
HAMILTON	COUNTY	\$ 5,500	\$	\$ 9,135	\$ 8,900	\$ 2,300	\$
HANCOCK	COUNTY	\$ 5,500	\$	\$ 7,938	\$ 6,825	\$ 3,645	\$

County Court Expenditures

<u>COUNTY</u>	<u>COURT</u>	Judge(s) - Salary Part Paid by County	Court Commis- sioner(s)	Court Reporter(s)	Court Bailliff(s)	Probation Officer(s)	Probation Office Staff (Secy., etc.)
HARRISON	COUNTY	\$ 2,750	\$	\$ 4,004	\$ 2,875	\$	\$
HENRY	COUNTY	\$ 5,500	\$	\$ 8,000	\$ 6,200	\$	\$
HOWARD	COUNTY	\$ 5,500	\$	\$ 10,100	\$ 7,995	\$	\$
HUNTINGTON	COUNTY	\$ 5,500	\$	\$ 7,750	\$ 4,950	\$ 3,614	\$
JACKSON	COUNTY	\$ 5,500	\$	\$ 7,430	\$ 3,000	\$	\$
JASPER	COUNTY	\$ 2,750	\$	\$ 9,331	\$ 5,950	\$	\$
JAY	COUNTY	\$ 3,100	\$	\$ 7,500	\$ 5,820	\$	\$
JEFFERSON	COUNTY	\$ 5,913	\$	\$ 9,100	\$ 6,950	\$	\$
JOHNSON	COUNTY	\$ 5,830	\$	\$ 7,387	\$ 6,682	\$	\$
KNOX	COUNTY	\$ 5,500	\$	\$ 7,600	\$ 6,000	\$	\$
KOSCIUSKO	COUNTY	\$ 5,500	\$	\$ 8,760	\$ 6,400	\$	\$
LAGRANGE	COUNTY	\$ 2,750	\$	\$ 7,262	\$	\$ 1,500	\$
LAKE	COUNTY I	\$ 6,160	\$	\$ 14,200	\$ 36,420	\$ 12,860	\$
LAKE	COUNTY II	\$ 6,700	\$	\$ 23,160	\$ 50,745	\$ 25,687	\$
LAKE	COUNTY III	\$ 6,700	\$	\$ 28,453	\$ 56,685	\$ 30,360	\$ 3,545
LAPORTE	COUNTY LP	\$ 5,500	\$	\$ 14,225	\$ 9,010	\$ 10,500	\$
LAPORTE	COUNTY MC	\$ 5,500	\$	\$ 14,225	\$ 11,130	\$ 12,720	\$
LAWRENCE	COUNTY	\$ 5,500	\$	\$ 16,000	\$ 7,800	\$	\$
MADISON	COUNTY I & II	\$ 11,000	\$	\$ 21,300	\$ 23,940	\$	\$
MARSHALL	COUNTY	\$ 5,500	\$	\$ 12,600	\$ 5,960	\$	\$
MARTIN	COUNTY	\$ 2,750	\$	\$ 3,251	\$	\$	\$
MONTGOMERY	COUNTY	\$ 5,500	\$	\$ 7,500	\$ 6,048	\$	\$
MORGAN	COUNTY	\$ 5,500	\$	\$ 8,100	\$ 7,700	\$	\$

County Court Expenditures

<u>COUNTY</u>	<u>COURT</u>	Judge(s) - Salary Part Paid by County	Court Commis- sioner(s)	Court Reporter(s)	Court Bailliff(s)	Probation Officer(s)	Probation Office Staff (Secy., etc.)
NOBLE	COUNTY	\$ 2,700	\$	\$ 8,500	\$ 7,500	\$	\$
OHIO	COUNTY	\$ 2,750	\$	\$ 3,200	\$ 75	\$	\$
PORTER	COUNTY	\$ 5,500	\$	\$ 10,000	\$ 8,000	\$	\$
POSEY	COUNTY	\$ 2,750	\$	\$ 8,151	\$ 7,227	\$	\$
PULASKI	COUNTY	\$ 2,750	\$	\$ 8,000	\$	\$	\$
PUTNAM	COUNTY	\$ 2,750	\$	\$ 6,800	\$ 5,719	\$	\$
RANDOLPH	COUNTY	\$ 3,150	\$	\$ 7,440	\$	\$ 2,000	\$
RUSH	COUNTY	\$ 6,500	\$	\$ 7,200	\$	\$	\$
SHELBY	COUNTY	\$ 5,500	\$	\$ 8,690	\$ 8,690	\$	\$
STEUBEN	COUNTY	\$ 2,750	\$	\$ 7,628	\$	\$ 4,000	\$
SULLIVAN	COUNTY	\$ 2,750	\$	\$ 6,700	\$ 5,700	\$ 3,600	\$
SWITZERLAND	COUNTY	\$ 2,750	\$	\$ 5,300	\$ 2,650	\$	\$
TIPPECANOE	COUNTY	\$ 6,500	\$	\$ 10,576	\$ 7,387	\$	\$
WABASH	COUNTY	\$ 5,500	\$	\$ 7,150	\$ 5,800	\$	\$
WAYNE	COUNTY	\$ 5,500	\$	\$ 7,200	\$	\$	\$
WELLS	COUNTY	\$ 5,500	\$	\$ 7,500	\$ 6,200	\$ 1,800	\$
WHITE	COUNTY	\$ 2,750	\$	\$ 9,175	\$ 6,000	\$	\$
WHITLEY	COUNTY	\$ 2,700	\$	\$ 5,850	\$	\$	\$

County Court Expenditures

<u>COUNTY</u>	<u>COURT</u>	Jury Commis- sioner(s)	Court Adminis- trator(s)	Court Adminis- trator's Staff	Court Secretary(ies)	Law Clerk(s) or Intern(s)	Extra Help (Vacation Employees)
ADAMS	COUNTY	\$	\$	\$	\$ 2,589	\$	\$
BARTHOLOMEW	COUNTY	\$	\$	\$	\$ 13,348	\$	\$ 1,000
BOONE	COUNTY	\$	\$	\$	\$	\$	\$
CLARK	COUNTY	\$	\$	\$	\$	\$	\$
CLAY	COUNTY	\$	\$	\$	\$	\$	\$
CLINTON	COUNTY	\$	\$	\$	\$	\$	\$
CRAWFORD	COUNTY	\$	\$	\$	\$	\$	\$
DAVISS	COUNTY	\$	\$	\$	\$	\$	\$
DEARBORN	COUNTY	\$ 400	\$	\$	\$	\$	\$ 115
DECATUR	COUNTY	\$	\$	\$	\$	\$	\$ 150
DELAWARE	COUNTY I	\$	\$	\$	\$ 8,600	\$	\$ 500
DELAWARE	COUNTY II	\$	\$	\$	\$ 10,200	\$	\$ 1,760
DUBOIS	COUNTY	\$	\$	\$	\$	\$	\$
ELKHART	COUNTY ELK.	\$	\$	\$	\$ 9,432	\$	\$
ELKHART	COUNTY GOS	\$	\$	\$	\$ 7,350	\$	\$
FAYETTE	COUNTY	\$	\$	\$	\$	\$	\$
FLOYD	COUNTY	\$	\$	\$	\$	\$	\$
FULTON	COUNTY	\$	\$	\$	\$	\$	\$
GIBSON	COUNTY	\$ 170	\$	\$	\$	\$	\$
GRANT	COUNTY	\$	\$	\$	\$	\$	\$
GREENE	COUNTY	\$	\$	\$	\$	\$	\$
HAMILTON	COUNTY	\$	\$	\$	\$	\$	\$
HANCOCK	COUNTY	\$	\$	\$	\$	\$	\$

County Court Expenditures

<u>COUNTY</u>	<u>COURT</u>	Jury Commis- sioner(s)	Court Adminis- trator(s)	Court Adminis- trator's Staff	Court Secretary(ies)	Law Clerk(s) or Intern(s)	Extra Help (Vacation Employees)
HARRISON	COUNTY	\$	\$	\$	\$	\$	\$
HENRY	COUNTY	\$	\$	\$	\$	\$	\$
HOWARD	COUNTY	\$	\$	\$	\$ 7,228	\$	\$
HUNTINGTON	COUNTY	\$	\$	\$	\$	\$	\$ 608
JACKSON	COUNTY	\$	\$	\$	\$ 5,980	\$	\$
JASPER	COUNTY	\$	\$	\$	\$ 3,800	\$	\$
JAY	COUNTY	\$	\$	\$	\$	\$	\$
JEFFERSON	COUNTY	\$	\$	\$	\$	\$ 185	\$
JOHNSON	COUNTY	\$	\$	\$	\$	\$ 7,421	\$
KNOX	COUNTY	\$	\$	\$	\$	\$	\$
KOSCIUSKO	COUNTY	\$	\$	\$	\$ 7,327	\$ 760	\$
LAGRANGE	COUNTY	\$	\$	\$	\$	\$	\$ 192
LAKE	COUNTY I	\$	\$	\$	\$ 35,960	\$ 3,000	\$
LAKE	COUNTY II	\$	\$	\$	\$ 33,783	\$	\$
LAKE	COUNTY III	\$	\$	\$	\$ 39,725	\$	\$ 5,600
LAPORTE	COUNTY LP	\$	\$ 9,010	\$	\$ 8,136	\$	\$ 499
LAPORTE	COUNTY MC	\$	\$	\$	\$ 11,130	\$	\$
LAWRENCE	COUNTY	\$	\$	\$	\$	\$ 8,000	\$
MADISON	COUNTY I & II	\$	\$	\$	\$ 15,422	\$	\$ 2,225
MARSHALL	COUNTY	\$	\$	\$	\$	\$	\$
MARTIN	COUNTY	\$	\$	\$	\$	\$	\$
MONTGOMERY	COUNTY	\$	\$	\$	\$	\$	\$ 266
MORGAN	COUNTY	\$	\$	\$	\$	\$	\$

County Court Expenditures

<u>COUNTY</u>	<u>COURT</u>	Jury Commis- sioner(s)	Court Adminis- trator(s)	Court Adminis- trator's Staff	Court Secretary(ies)	Law Clerk(s) or Intern(s)	Extra Help (Vacation Employees)
NOBLE	COUNTY	\$	\$	\$	\$	\$	\$
OHIO	COUNTY	\$	\$	\$	\$	\$	\$
PORTER	COUNTY	\$	\$	\$	\$	\$	\$
POSEY	COUNTY	\$	\$	\$	\$	\$	\$
PULASKI	COUNTY	\$	\$	\$	\$	\$	\$
PUTNAM	COUNTY	\$	\$	\$	\$	\$	\$
RANDOLPH	COUNTY	\$	\$	\$	\$	\$	\$ 300
RUSH	COUNTY	\$	\$	\$	\$	\$	\$
SHELBY	COUNTY	\$	\$	\$	\$ 5,480	\$	\$
STEBEN	COUNTY	\$	\$	\$	\$	\$	\$ 390
SULLIVAN	COUNTY	\$	\$	\$	\$	\$	\$
SWITZERLAND	COUNTY	\$	\$	\$	\$	\$	\$
TIPPECANOE	COUNTY	\$	\$	\$ 4,036	\$	\$	\$
WABASH	COUNTY	\$	\$	\$	\$	\$	\$
WAYNE	COUNTY	\$	\$ 8,800	\$	\$ 6,000	\$	\$
WELLS	COUNTY	\$	\$	\$	\$	\$	\$ 125
WHITE	COUNTY	\$	\$ 3,800	\$	\$	\$	\$
WHITLEY	COUNTY	\$	\$	\$	\$	\$	\$

County Court Expenditures

<u>COUNTY</u>	<u>COURT</u>	Public Defenders- Salaried	Public Defender's Staff (Secy.)	Other Employees	Per Diem of Special Judges	Per Diem of Judges- Venued Cases	Per Diem-Ct. Reporters- Venued Cases
ADAMS	COUNTY	\$	\$	\$	\$ 706	\$	\$
BARTHOLOMEW	COUNTY	\$	\$	\$ ^F 13,319	\$	\$	\$
BOONE	COUNTY	\$	\$	\$	\$ 1,000	\$	\$
CLARK	COUNTY	\$	\$	\$ ^E 8,675	\$ 500	\$	\$
CLAY	COUNTY	\$	\$	\$	\$ 500	\$	\$
CLINTON	COUNTY	\$	\$	\$	\$ 2,177	\$	\$
CRAWFORD	COUNTY	\$	\$	\$	\$ 57	\$	\$
DAVISS	COUNTY	\$	\$	\$	\$ 1,288	\$	\$
DEARBORN	COUNTY	\$	\$	\$	\$ 1,330	\$	\$
DECATUR	COUNTY	\$	\$	\$	\$ 879	\$	\$
DELAWARE	COUNTY I	\$	\$	\$	\$ 3,187	\$	\$
DELAWARE	COUNTY II	\$	\$	\$	\$ 724	\$	\$
DUBOIS	COUNTY	\$	\$	\$ ^{E,G} 7,370	\$ 547	\$ 75	\$ 30
ELKHART	COUNTY ELK.	\$	\$	\$	\$ 200	\$	\$
ELKHART	COUNTY GOS	\$	\$	\$	\$ 1,575	\$	\$
FAYETTE	COUNTY	\$	\$	\$	\$ 725	\$	\$
FLOYD	COUNTY	\$ 5,500	\$	\$	\$ 343	\$	\$
FULTON	COUNTY	\$	\$	\$	\$	\$ 526	\$ 24
GIBSON	COUNTY	\$	\$	\$	\$ 3,866	\$	\$ 200
GRANT	COUNTY	\$	\$	\$	\$ 1,149	\$	\$ 250
GREENE	COUNTY	\$	\$	\$	\$ 208	\$	\$
HAMILTON	COUNTY	\$	\$	\$ ^E 29,570	\$ 4,863	\$ 280	\$ 40
HANCOCK	COUNTY	\$	\$	\$	\$ 4,217	\$	\$

County Court Expenditures

<u>COUNTY</u>	<u>COURT</u>	Public Defenders- Salaried	Public Defender's Staff (Secy.)	Other Employees	Per Diem of Special Judges	Per Diem of Judges- Venued Cases	Per Diem-Ct. Reporters- Venued Cases
HARRISON	COUNTY	\$	\$	\$	\$ 279	\$	\$
HENRY	COUNTY	\$	\$	\$	\$ 1,279	\$	\$
HOWARD	COUNTY	\$	\$	\$	\$ 446	\$	\$
HUNTINGTON	COUNTY	\$	\$	\$	\$ 2,501	\$	\$
JACKSON	COUNTY	\$	\$	\$	\$ 733	\$	\$
JASPER	COUNTY	\$	\$	\$	\$ 1,651	\$ 190	\$ 152
JAY	COUNTY	\$	\$	\$	\$ 602	\$	\$
JEFFERSON	COUNTY	\$	\$	\$	\$ 250	\$	\$
JOHNSON	COUNTY	\$	\$	\$	\$ 277	\$	\$
KNOX	COUNTY	\$	\$	\$	\$ 826	\$	\$
KOSCIUSKO	COUNTY	\$	\$	\$	\$ 525	\$	\$
LAGRANGE	COUNTY	\$ 2,000	\$	\$ 739	\$ 354	\$	\$
LAKE	COUNTY I	\$ 16,000	\$	\$ ^E 30,500	\$ 100	\$	\$
LAKE	COUNTY II	\$ 33,356	\$	\$	\$ 1,125	\$	\$
LAKE	COUNTY III	\$ 32,020	\$	\$	\$ 2,000	\$	\$
LAPORTE	COUNTY LP	\$	\$	\$	\$ 1,350	\$	\$
LAPORTE	COUNTY MC	\$	\$	\$	\$ 1,300	\$	\$
LAWRENCE	COUNTY	\$ 8,000	\$	\$	\$ 2,050	\$	\$
MADISON	COUNTY I & II	\$ 10,000	\$	\$	\$ 3,120	\$	\$
MARSHALL	COUNTY	\$	\$	\$	\$ 225	\$	\$
MARTIN	COUNTY	\$	\$	\$	\$ 68	\$	\$
MONTGOMERY	COUNTY	\$	\$	\$	\$ 3,333	\$	\$
MORGAN	COUNTY	\$	\$	\$ ^E 6,180	\$ 2,235	\$	\$

County Court Expenditures

<u>COUNTY</u>	<u>COURT</u>	Public Defenders- Salaried	Public Defender's Staff (Secy.)	Other Employees	Per Diem of Special Judges	Per Diem of Judges- Venued Cases	Per Diem-Ct. Reporters- Venued Cases
NOBLE	COUNTY	\$	\$	\$	\$ 750	\$	\$
OHIO	COUNTY	\$	\$	\$	\$ 70	\$	\$
PORTER	COUNTY	\$	\$	\$	\$ 1,282	\$	\$
POSEY	COUNTY	\$	\$	\$	\$ 1,774	\$	\$
PULASKI	COUNTY	\$	\$	\$	\$	\$	\$
PUTNAM	COUNTY	\$	\$	\$	\$ 594	\$	\$
RANDOLPH	COUNTY	\$	\$	\$	\$ 1,397	\$	\$
RUSH	COUNTY	\$	\$	\$	\$ 741	\$	\$
SHELBY	COUNTY	\$	\$	\$	\$ 3,852	\$	\$
STEUBEN	COUNTY	\$	\$	\$	\$ 859	\$	\$
SULLIVAN	COUNTY	\$	\$ 569	\$	\$ 247	\$	\$ 75
SWITZERLAND	COUNTY	\$	\$	\$	\$ 187	\$	\$
TIPPECANOE	COUNTY	\$	\$	\$	\$ 2,743	\$	\$
WABASH	COUNTY	\$	\$	\$	\$ 716	\$	\$
WAYNE	COUNTY	\$	\$	\$	\$ 400	\$	\$
WELLS	COUNTY	\$	\$	\$	\$	\$	\$
WHITE	COUNTY	\$	\$	\$	\$ 1,178	\$	\$
WHITLEY	COUNTY	\$	\$	\$	\$ 275	\$	\$

County Court Expenditures

<u>COUNTY</u>	<u>COURT</u>	Per Diem- Bailiffs- Venued Cases	Per Diem of Grand Jurors	Per Diem of Petit Jurors	Pauper Atty. (Case by Case)	Witness Fees	Medical Services
ADAMS	COUNTY	\$	\$	\$	\$ 418	\$	\$
BARTHOLOMEW	COUNTY	\$	\$	\$ 197	\$ 2,100	\$	\$
BOONE	COUNTY	\$	\$	\$ 837	\$ 1,300	\$	\$
CLARK	COUNTY	\$	\$	\$ 1,000	\$ 8,820	\$	\$
CLAY	COUNTY	\$	\$	\$ 500	\$ 1,000	\$	\$
CLINTON	COUNTY	\$	\$	\$ 1,294	\$ 7,043	\$	\$
CRAWFORD	COUNTY	\$	\$	\$	\$	\$	\$
DAVISS	COUNTY	\$	\$	\$	\$ 1,908	\$	\$
DEARBORN	COUNTY	\$	\$	\$ 1,858	\$ 2,200	\$ 225	\$
DECATUR	COUNTY	\$	\$	\$	\$ 5,773	\$	\$
DELAWARE	COUNTY I	\$	\$	\$	\$ 850	\$	\$
DELAWARE	COUNTY II	\$	\$	\$ 602	\$ 1,223	\$ 339	\$
DUBOIS	COUNTY	\$	\$	\$ 114	\$ 3,000	\$ 135	\$ 60
ELKHART	COUNTY ELK.	\$	\$	\$ 141	\$	\$	\$
ELKHART	COUNTY GOS	\$	\$	\$ 228	\$ 4,383	\$ 27	\$
FAYETTE	COUNTY	\$	\$	\$ 1,496	\$ 1,965	\$	\$
FLOYD	COUNTY	\$	\$	\$ 172	\$ 250	\$	\$
FULTON	COUNTY	\$	\$	\$ 182	\$ 476	\$	\$
GIBSON	COUNTY	\$ 200	\$	\$ 965	\$ 2,480	\$	\$
GRANT	COUNTY	\$	\$	\$ 133	\$ 1,250	\$	\$
GREENE	COUNTY	\$	\$	\$ 1,463	\$ 1,713	\$	\$
HAMILTON	COUNTY	\$ 15	\$	\$ 1,953	\$ 6,000	\$	\$
HANCOCK	COUNTY	\$	\$	\$	\$ 5,232	\$	\$

County Court Expenditures

<u>COUNTY</u>	<u>COURT</u>	Per Diem- Baillifs- Venued Cases	Per Diem of Grand Jurors	Per Diem of Petit Jurors	Pauper Atty. (Case by Case)	Witness Fees	Medical Services
HARRISON	COUNTY	\$	\$	\$ 895	\$	\$	\$
HENRY	COUNTY	\$	\$	\$ 307	\$ 4,500	\$	\$
HOWARD	COUNTY	\$	\$	\$ 563	\$	\$	\$
HUNTINGTON	COUNTY	\$	\$	\$	\$ 4,108	\$	\$
JACKSON	COUNTY	\$	\$	\$ 3,118	\$ 1,621	\$ 155	\$
JASPER	COUNTY	\$ 95	\$	\$ 3,693	\$ 5,862	\$ 25	\$
JAY	COUNTY	\$	\$	\$ 1,104	\$ 2,355	\$	\$
JEFFERSON	COUNTY	\$	\$	\$ 11	\$ 1,685	\$	\$
JOHNSON	COUNTY	\$	\$	\$ 1,449	\$ 11,130	\$	\$
KNOX	COUNTY	\$	\$	\$ 1,206	\$ 1,235	\$	\$
KOSCIUSKO	COUNTY	\$	\$	\$ 482	\$ 216	\$	\$
LAGRANGE	COUNTY	\$	\$	\$ 321	\$ 416	\$ 107	\$
LAKE	COUNTY I	\$	\$	\$	\$	\$	\$
LAKE	COUNTY II	\$	\$	\$ 326	\$	\$	\$
LAKE	COUNTY III	\$	\$	\$ 5,155	\$	\$ 50	\$
LAPORTE	COUNTY LP	\$	\$	\$ 440	\$ 4,976	\$	\$
LAPORTE	COUNTY MC	\$	\$	\$ 164	\$ 6,500	\$	\$
LAWRENCE	COUNTY	\$	\$	\$ 4,500	\$	\$ 7	\$
MADISON	COUNTY I & II	\$	\$	\$ 126	\$	\$	\$
MARSHALL	COUNTY	\$	\$ 2,805	\$	\$ 386	\$ 215	\$
MARTIN	COUNTY	\$	\$	\$	\$	\$	\$
MONTGOMERY	COUNTY	\$	\$	\$ 69	\$ 2,152	\$	\$
MORGAN	COUNTY	\$	\$	\$ 2,899	\$ 2,608	\$	\$

County Court Expenditures

<u>COUNTY</u>	<u>COURT</u>	Per Diem- Bailliffs- Venued Cases	Per Diem of Grand Jurors	Per Diem of Petit Jurors	Pauper Atty. (Case by Case)	Witness Fees	Medical Services
NOBLE	COUNTY	\$	\$	\$ 1,200	\$ 3,000	\$	\$
OHIO	COUNTY	\$	\$	\$ 1,189	\$ 90	\$	\$
PORTER	COUNTY	\$	\$	\$ 644	\$	\$	\$
POSEY	COUNTY	\$	\$	\$ 1,128	\$ 2,370	\$	\$
PULASKI	COUNTY	\$	\$	\$ 256	\$ 1,269	\$ 15	\$ 391
PUTNAM	COUNTY	\$	\$	\$ 317	\$ 425	\$ 57	\$
RANDOLPH	COUNTY	\$	\$	\$	\$	\$	\$
RUSH	COUNTY	\$	\$	\$ 491	\$ 2,970	\$	\$
SHELBY	COUNTY	\$	\$	\$ 897	\$ 4,158	\$	\$
STEUBEN	COUNTY	\$	\$	\$ 943	\$ 813	\$	\$
SULLIVAN	COUNTY	\$	\$	\$ 1,297	\$ 333	\$	\$
SWITZERLAND	COUNTY	\$	\$	\$	\$ 380	\$	\$
TIPPECANOE	COUNTY	\$	\$	\$ 431	\$	\$	\$
WABASH	COUNTY	\$	\$	\$	\$ 4,528	\$	\$
WAYNE	COUNTY	\$	\$	\$	\$ 508	\$	\$
WELLS	COUNTY	\$	\$	\$	\$ 429	\$	\$
WHITE	COUNTY	\$	\$	\$ 1,092	\$ 4,320	\$	\$
WHITLEY	COUNTY	\$	\$	\$ 212	\$ 596	\$	\$

County Court Expenditures

<u>COUNTY</u>	<u>COURT</u>	Psychiatric Services	Indigent Trans. Defense and Appeal	Other	Total Personal Services	Freight & Express	Postage
ADAMS	COUNTY	\$	\$	\$ ^T 2,711	\$ 27,382	\$	\$ 85
BARTHOLOMEW	COUNTY	\$ 240	\$	\$ ^{A,Q} 21,443	\$ 77,547	\$	\$ 1,189
BOONE	COUNTY	\$	\$	\$ 100	\$ 22,587	\$	\$
CLARK	COUNTY	\$	\$	\$	\$ 48,995	\$	\$ 746
CLAY	COUNTY	\$	\$	\$	\$ 17,350	\$	\$ 350
CLINTON	COUNTY	\$	\$	\$	\$ 32,364	\$	\$ 300
CRAWFORD	COUNTY	\$	\$	\$	\$ 7,656	\$	\$ 332
DAVISS	COUNTY	\$	\$	\$	\$ 18,426	\$	\$ 550
DEARBORN	COUNTY	\$	\$	\$	\$ 28,428	\$	\$ 300
DECATUR	COUNTY	\$	\$	\$	\$ 25,877	\$	\$ 364
DELAWARE	COUNTY I	\$ 518	\$	\$	\$ 59,655	\$	\$ 235
DELAWARE	COUNTY II	\$	\$	\$	\$ 61,448	\$	\$ 241
DUBOIS	COUNTY	\$ 250	\$	\$	\$ 30,381	\$	\$ 34
ELKHART	COUNTY ELK.	\$	\$	\$	\$ 36,867	\$	\$
ELKHART	COUNTY GOS	\$	\$	\$	\$ 49,059	\$	\$ 385
FAYETTE	COUNTY	\$	\$	\$	\$ 26,189	\$	\$ 200
FLOYD	COUNTY	\$	\$	\$	\$ 24,215	\$	\$ 124
FULTON	COUNTY	\$	\$	\$	\$ 11,958	\$	\$ 150
GIBSON	COUNTY	\$	\$	\$	\$ 24,740	\$	\$ 355
GRANT	COUNTY	\$	\$	\$ ^Q 575	\$ 26,227	\$	\$
GREENE	COUNTY	\$	\$	\$	\$ 18,849	\$	\$ 366
HAMILTON	COUNTY	\$ 210	\$ 200	\$ ^Q 25	\$ 68,991	\$	\$ 346
HANCOCK	COUNTY	\$	\$	\$	\$ 33,357	\$	\$ 1,236

County Court Expenditures

<u>COUNTY</u>	<u>COURT</u>	Psychiatric Services	Indigent Trans. Defense and Appeal	Other	Total Personal Services	Freight & Express	Postage
HARRISON	COUNTY	\$	\$	\$	\$ 10,803	\$	\$ 895
HENRY	COUNTY	\$	\$ 300	\$ Q,T 925	\$ 27,011	\$	\$ 355
HOWARD	COUNTY	\$	\$	\$	\$ 31,832	\$	\$ 475
HUNTINGTON	COUNTY	\$	\$	\$	\$ 29,031	\$	\$ 813
JACKSON	COUNTY	\$	\$	\$	\$ 27,537	\$	\$ 78
JASPER	COUNTY	\$	\$	\$ Q 1,250	\$ 34,749	\$	\$ 300
JAY	COUNTY	\$	\$ 114	\$	\$ 20,595	\$	\$ 415
JEFFERSON	COUNTY	\$	\$	\$	\$ 24,094	\$	\$ 450
JOHNSON	COUNTY	\$	\$	\$	\$ 40,176	\$ 597	\$
KNOX	COUNTY	\$	\$	\$ H 200	\$ 22,567	\$	\$ 400
KOSCIUSKO	COUNTY	\$	\$	\$	\$ 29,970	\$	\$ 550
LAGRANGE	COUNTY	\$	\$	\$ Q 675	\$ 16,316	\$	\$ 145
LAKE	COUNTY I	\$	\$ 60	\$	\$ 155,260	\$	\$ 257
LAKE	COUNTY II	\$	\$ 86	\$	\$ 174,968	\$ 46	\$
LAKE	COUNTY III	\$	\$ 4,351	\$	\$ 214,644	\$	\$
LAPORTE	COUNTY LP	\$	\$	\$ Q,T 1,524	\$ 65,170	\$	\$ 2,400
LAPORTE	COUNTY MC	\$	\$	\$	\$ 62,669	\$	\$ 1,873
LAWRENCE	COUNTY	\$	\$	\$	\$ 51,857	\$	\$ 2,800
MADISON	COUNTY I & II	\$	\$	\$	\$ 87,133	\$	\$
MARSHALL	COUNTY	\$	\$	\$ 175	\$ 27,866	\$	\$ 970
MARTIN	COUNTY	\$	\$	\$	\$ 6,069	\$	\$
MONTGOMERY	COUNTY	\$	\$	\$	\$ 24,868	\$	\$ 562
MORGAN	COUNTY	\$	\$	\$ Q 350	\$ 35,572	\$	\$ 1,544

County Court Expenditures

<u>COUNTY</u>	<u>COURT</u>	Psychiatric Services	Indigent Trans. Defense and Appeal	Other	Total Personal Services	Freight & Express	Postage
NOBLE	COUNTY	\$	\$	\$	\$ 23,650	\$	\$
OHIO	COUNTY	\$	\$	\$	\$ 7,374	\$	\$ 50
PORTER	COUNTY	\$	\$	\$	\$ 25,426	\$	\$ 297
POSEY	COUNTY	\$	\$	\$	\$ 23,400	\$	\$ 1
PULASKI	COUNTY	\$	\$	\$	\$ 12,681	\$	\$ 87
PUTNAM	COUNTY	\$	\$	\$ 575	\$ 17,237	\$	\$ 145
RANDOLPH	COUNTY	\$	\$	\$	\$ 14,287	\$	\$ 23
RUSH	COUNTY	\$	\$	\$ 185	\$ 18,087	\$	\$ 195
SHELBY	COUNTY	\$	\$	\$	\$ 37,267	\$	\$ 620
STEUBEN	COUNTY	\$	\$	\$	\$ 17,383	\$	\$ 402
SULLIVAN	COUNTY	\$	\$	\$	\$ 21,271	\$	\$ 208
SWITZERLAND	COUNTY	\$	\$	\$	\$ 11,267	\$	\$ 71
TIPPECANOE	COUNTY	\$	\$	\$	\$ 31,673	\$	\$ 600
WABASH	COUNTY	\$	\$	\$	\$ 23,694	\$	\$ 317
WAYNE	COUNTY	\$	\$	\$ 575	\$ 28,983	\$	\$
WELLS	COUNTY	\$	\$	\$	\$ 21,554	\$	\$ 91
WHITE	COUNTY	\$	\$	\$ 1,600	\$ 29,915	\$	\$ 52
WHITLEY	COUNTY	\$	\$	\$	\$ 9,633	\$	\$ 200

County Court Expenditures

<u>COUNTY</u>	<u>COURT</u>	Traveling Expenses	Telephone & Telegraph	Other Communication & Transportation	Utilities (Elect., Gas, Water & Sewage)	Printing & Advertising	Buildings & Structures
ADAMS	COUNTY	\$ 44	\$ 961	\$	\$ 1,287	\$ 96	\$
BARTHOLOMEW	COUNTY	\$ 507	\$	\$	\$	\$ 90	\$
BOONE	COUNTY	\$ 204	\$	\$	\$	\$ 113	\$ 600
CLARK	COUNTY	\$	\$ 1,288	\$	\$	\$ 1,448	\$
CLAY	COUNTY	\$	\$ 150	\$	\$	\$	\$
CLINTON	COUNTY	\$	\$ 1,029	\$	\$	\$	\$
CRAWFORD	COUNTY	\$	\$ 119	\$	\$	\$	\$
DAVISS	COUNTY	\$	\$	\$	\$	\$	\$
DEARBORN	COUNTY	\$	\$ 899	\$	\$	\$	\$
DECATUR	COUNTY	\$	\$ 372	\$	\$	\$	\$
DELAWARE	COUNTY I	\$	\$ 1,007	\$	\$	\$	\$
DELAWARE	COUNTY II	\$	\$ 1,172	\$	\$	\$	\$
DUBOIS	COUNTY	\$ 7	\$ 985	\$	\$	\$ 400	\$
ELKHART	COUNTY ELK.	\$	\$ 95	\$	\$	\$	\$
ELKHART	COUNTY GOS	\$	\$ 455	\$	\$	\$ 68	\$ 14
FAYETTE	COUNTY	\$	\$ 342	\$	\$	\$	\$
FLOYD	COUNTY	\$	\$ 568	\$	\$	\$ 962	\$
FULTON	COUNTY	\$ 447	\$ 351	\$	\$	\$	\$
GIBSON	COUNTY	\$ 180	\$ 1,129	\$	\$	\$	\$
GRANT	COUNTY	\$	\$	\$	\$	\$	\$
GREENE	COUNTY	\$ 188	\$ 621	\$	\$	\$	\$
HAMILTON	COUNTY	\$	\$	\$	\$	\$	\$
HANCOCK	COUNTY	\$	\$	\$	\$	\$	\$

County Court Expenditures

<u>COUNTY</u>	<u>COURT</u>	Traveling Expenses	Telephone & Telegraph	Other Communication & Transportation	Utilities (Elect., Gas, Water & Sewage)	Printing & Advertising	Buildings & Structures
HARRISON	COUNTY	\$	\$ 1,214	\$	\$	\$	\$
HENRY	COUNTY	\$ 90	\$	\$	\$	\$ 2,379	\$
HOWARD	COUNTY	\$	\$ 1,494	\$	\$	\$	\$
HUNTINGTON	COUNTY	\$ 78	\$ 1,045	\$	\$	\$	\$
JACKSON	COUNTY	\$	\$ 1,408	\$	\$	\$	\$
JASPER	COUNTY	\$ 373	\$ 402	\$	\$	\$ 810	\$
JAY	COUNTY	\$ 17	\$ 706	\$	\$	\$	\$
JEFFERSON	COUNTY	\$	\$ 651	\$	\$	\$	\$
JOHNSON	COUNTY	\$	\$ 414	\$	\$	\$	\$
KNOX	COUNTY	\$	\$ 1,197	\$	\$	\$ 362	\$
KOSCIUSKO	COUNTY	\$	\$ 478	\$	\$	\$ 273	\$
LAGRANGE	COUNTY	\$	\$ 221	\$	\$	\$	\$
LAKE	COUNTY I	\$ 2,046	\$	\$	\$	\$ 1,269	\$
LAKE	COUNTY II	\$ 5,064	\$ 892	\$	\$	\$ 814	\$
LAKE	COUNTY III	\$ 5,129	\$ 567	\$	\$	\$ 761	\$
LAPORTE	COUNTY LP	\$ 295	\$ 900	\$	\$	\$ 1,256	\$
LAPORTE	COUNTY MC	\$ 50	\$ 1,658	\$	\$	\$ 582	\$ 138
LAWRENCE	COUNTY	\$	\$ 1,830	\$	\$	\$	\$
MADISON	COUNTY I & II	\$	\$ 6,274	\$	\$	\$ 1,639	\$
MARSHALL	COUNTY	\$	\$ 1,416	\$	\$	\$ 4	\$
MARTIN	COUNTY	\$ 20	\$	\$	\$	\$ 282	\$
MONTGOMERY	COUNTY	\$	\$ 1,131	\$	\$	\$	\$
MORGAN	COUNTY	\$ 93	\$	\$	\$	\$ 110	\$

County Court Expenditures

<u>COUNTY</u>	<u>COURT</u>	Traveling Expenses	Telephone & Telegraph	Other Communication & Transportation	Utilities (Elect., Gas, Water & Sewage)	Printing & Advertising	Buildings & Structures
NOBLE	COUNTY	\$	\$ 733	\$	\$	\$ 500	\$
OHIO	COUNTY	\$	\$ 345	\$	\$	\$	\$
PORTER	COUNTY	\$	\$ 616	\$	\$	\$	\$
POSEY	COUNTY	\$	\$	\$	\$	\$ 30	\$
PULASKI	COUNTY	\$	\$ 315	\$	\$	\$	\$
PUTNAM	COUNTY	\$	\$	\$	\$	\$	\$
RANDOLPH	COUNTY	\$ 18	\$ 707	\$	\$	\$	\$
RUSH	COUNTY	\$ 50	\$ 177	\$	\$	\$	\$
SHELBY	COUNTY	\$	\$	\$	\$	\$	\$
STEUBEN	COUNTY	\$ 180	\$ 588	\$	\$	\$	\$
SULLIVAN	COUNTY	\$ 55	\$	\$	\$	\$ 21	\$
SWITZERLAND	COUNTY	\$	\$ 357	\$	\$	\$	\$
TIPPECANOE	COUNTY	\$	\$	\$	\$	\$ 1,637	\$
WABASH	COUNTY	\$	\$	\$	\$	\$	\$
WAYNE	COUNTY	\$ 131	\$ 886	\$	\$	\$ 50	\$
WELLS	COUNTY	\$	\$	\$	\$	\$ 277	\$
WHITE	COUNTY	\$ 724	\$ 1,167	\$	\$	\$ 994	\$
WHITLEY	COUNTY	\$	\$ 743	\$	\$	\$ 333	\$

County Court Expenditures

<u>COUNTY</u>	<u>COURT</u>	<u>Equipment</u>	<u>Legal Services</u>	<u>Service Contracts for Office Equipment</u>	<u>Leasing Contracts for Office Equipment</u>	<u>Maintenance Contracts</u>	<u>Matching Funds</u>
ADAMS	COUNTY	\$ 415	\$	\$	\$	\$	\$
BARTHOLOMEW	COUNTY	\$ 424	\$	\$	\$	\$	\$
BOONE	COUNTY	\$	\$	\$	\$	\$	\$
CLARK	COUNTY	\$ 63	\$	\$ 315	\$	\$	\$
CLAY	COUNTY	\$	\$	\$	\$	\$	\$
CLINTON	COUNTY	\$ 380	\$	\$	\$	\$	\$
CRAWFORD	COUNTY	\$ 73	\$	\$	\$	\$	\$
DAVISS	COUNTY	\$ 55	\$	\$	\$	\$	\$
DEARBORN	COUNTY	\$ 349	\$	\$	\$ 870	\$	\$
DECATUR	COUNTY	\$	\$	\$ 312	\$	\$	\$
DELAWARE	COUNTY I	\$ 670	\$	\$	\$	\$	\$
DELAWARE	COUNTY II	\$ 534	\$	\$	\$	\$	\$
DUBOIS	COUNTY	\$ 226	\$	\$	\$	\$	\$
ELKHART	COUNTY ELK.	\$	\$	\$	\$ 620	\$ 352	\$
ELKHART	COUNTY GOS	\$	\$	\$ 344	\$	\$	\$
FAYETTE	COUNTY	\$ 82	\$	\$	\$	\$ 293	\$
FLOYD	COUNTY	\$ 262	\$	\$	\$	\$	\$
FULTON	COUNTY	\$	\$	\$	\$	\$ 219	\$
GIBSON	COUNTY	\$ 91	\$	\$	\$	\$	\$
GRANT	COUNTY	\$	\$	\$	\$	\$	\$
GREENE	COUNTY	\$	\$	\$ 300	\$	\$ 380	\$
HAMILTON	COUNTY	\$	\$	\$ 374	\$ 1,190	\$	\$
HANCOCK	COUNTY	\$	\$	\$	\$	\$	\$

County Court Expenditures

<u>COUNTY</u>	<u>COURT</u>	<u>Equipment</u>	<u>Legal Services</u>	<u>Service Contracts for Office Equipment</u>	<u>Leasing Contracts for Office Equipment</u>	<u>Maintenance Contracts</u>	<u>Matching Funds</u>
HARRISON	COUNTY	\$ 245	\$	\$	\$	\$	\$
HENRY	COUNTY	\$ 371	\$	\$	\$	\$ 65	\$
HOWARD	COUNTY	\$ 18	\$	\$ 464	\$	\$	\$
HUNTINGTON	COUNTY	\$	\$	\$ 24	\$	\$ 302	\$ 168
JACKSON	COUNTY	\$	\$	\$ 130	\$ 1,824	\$	\$
JASPER	COUNTY	\$	\$	\$ 759	\$	\$	\$
JAY	COUNTY	\$ 244	\$	\$	\$	\$	\$
JEFFERSON	COUNTY	\$ 2,650	\$	\$	\$	\$	\$
JOHNSON	COUNTY	\$	\$	\$	\$	\$	\$
KNOX	COUNTY	\$	\$	\$ 315	\$	\$	\$
KOSCIUSKO	COUNTY	\$ 506	\$	\$	\$	\$	\$
LAGRANGE	COUNTY	\$ 99	\$	\$	\$	\$	\$
LAKE	COUNTY I	\$ 610	\$	\$	\$	\$	\$
LAKE	COUNTY II	\$	\$	\$	\$	\$ 1,870	\$
LAKE	COUNTY III	\$ 787	\$	\$	\$	\$ 3,421	\$
LAPORTE	COUNTY LP	\$ 101	\$	\$	\$ 200	\$	\$
LAPORTE	COUNTY MC	\$	\$	\$ 562	\$	\$	\$
LAWRENCE	COUNTY	\$ 500	\$	\$	\$	\$	\$
MADISON	COUNTY I & II	\$ 151	\$	\$ 390	\$ 1,138	\$	\$
MARSHALL	COUNTY	\$ 86	\$	\$	\$	\$	\$
MARTIN	COUNTY	\$	\$	\$	\$	\$	\$
MONTGOMERY	COUNTY	\$ 602	\$	\$	\$	\$	\$
MORGAN	COUNTY	\$ 113	\$	\$	\$	\$ 169	\$ 406

County Court Expenditures

<u>COUNTY</u>	<u>COURT</u>	<u>Equipment</u>	<u>Legal Services</u>	<u>Service Contracts for Office Equipment</u>	<u>Leasing Contracts for Office Equipment</u>	<u>Maintenance Contracts</u>	<u>Matching Funds</u>
NOBLE	COUNTY	\$	\$	\$ 500	\$	\$	\$
OHIO	COUNTY	\$ 65	\$	\$	\$	\$	\$
PORTER	COUNTY	\$ 484	\$	\$	\$	\$	\$
POSEY	COUNTY	\$ 263	\$	\$	\$	\$	\$
PULASKI	COUNTY	\$	\$	\$ 316	\$	\$	\$
PUTNAM	COUNTY	\$	\$	\$ 613	\$	\$	\$
RANDOLPH	COUNTY	\$	\$	\$ 82	\$	\$	\$ 1,165
RUSH	COUNTY	\$ 97	\$	\$	\$	\$	\$
SHELBY	COUNTY	\$ 260	\$	\$	\$	\$	\$
STEUBEN	COUNTY	\$ 34	\$	\$	\$	\$	\$
SULLIVAN	COUNTY	\$	\$	\$	\$	\$	\$
SWITZERLAND	COUNTY	\$ 408	\$	\$	\$	\$	\$
TIPPECANOE	COUNTY	\$ 365	\$	\$ 500	\$ 2,000	\$	\$ 79
WABASH	COUNTY	\$ 430	\$	\$	\$	\$	\$
WAYNE	COUNTY	\$ 155	\$	\$	\$	\$	\$
WELLS	COUNTY	\$	\$	\$ 367	\$	\$	\$
WHITE	COUNTY	\$	\$	\$ 850	\$	\$	\$
WHITLEY	COUNTY	\$ 64	\$	\$	\$	\$ 281	\$

County Court Expenditures

<u>COUNTY</u>	<u>COURT</u>	<u>Other</u>	<u>Total Con- tractual Services</u>	<u>Total Supplies</u>	<u>Rents</u>	<u>Dues & Sub- scriptions</u>	<u>Return of Fugitives</u>
ADAMS	COUNTY	\$	\$ 2,888	\$ 422	\$ 3,375	\$ 75	\$
BARTHOLOMEW	COUNTY	\$	\$ 2,210	\$ 3,074	\$	\$	\$
BOONE	COUNTY	\$	\$ 917	\$ 1,150	\$	\$	\$
CLARK	COUNTY	\$	\$ 3,860	\$ 2,581	\$	\$	\$
CLAY	COUNTY	\$ 50	\$ 550	\$ 1,500	\$	\$	\$
CLINTON	COUNTY	\$	\$ 1,709	\$ 990	\$	\$	\$ 550
CRAWFORD	COUNTY	\$	\$ 524	\$ 862	\$	\$	\$
DAVISS	COUNTY	\$	\$ 605	\$ 582	\$	\$	\$
DEARBORN	COUNTY	\$	\$ 2,418	\$ 694	\$	\$	\$
DECATUR	COUNTY	\$	\$ 1,048	\$ 993	\$	\$	\$
DELAWARE	COUNTY I	\$	\$ 1,912	\$ 1,167	\$	\$	\$
DELAWARE	COUNTY II	\$	\$ 1,947	\$ 2,287	\$	\$	\$
DUBOIS	COUNTY	\$	\$ 1,652	\$ 2,017	\$	\$	\$
ELKHART	COUNTY ELK.	\$ 4	\$ 1,071	\$ 623	\$	\$	\$
ELKHART	COUNTY GOS	\$ L ₁₀₅	\$ 1,500	\$ 1,337	\$	\$ 50	\$
FAYETTE	COUNTY	\$	\$ 917	\$ 689	\$	\$	\$
FLOYD	COUNTY	\$ 4	\$ 1,920	\$ 477	\$	\$ 100	\$
FULTON	COUNTY	\$	\$ 1,167	\$ 295	\$	\$	\$
GIBSON	COUNTY	\$	\$ 1,755	\$ 513	\$	\$	\$
GRANT	COUNTY	\$	\$ 1,865	\$ 1,000	\$	\$ 50	\$
GREENE	COUNTY	\$	\$ 1,855	\$ 547	\$	\$	\$
HAMILTON	COUNTY	\$	\$ 1,910	\$ 1,423	\$	\$	\$
HANCOCK	COUNTY	\$	\$ 1,236	\$ 1,093	\$	\$	\$

County Court Expenditures

<u>COUNTY</u>	<u>COURT</u>	<u>Other</u>	<u>Total Con- tractual Services</u>	<u>Total Supplies</u>	<u>Rents</u>	<u>Dues & Sub- scriptions</u>	<u>Return of Fugitives</u>
HARRISON	COUNTY	\$	\$ 2,354	\$ 3,000	\$	\$	\$
HENRY	COUNTY	\$	\$ 3,260	\$ 654	\$	\$	\$
HOWARD	COUNTY	\$	\$ 2,451	\$ 983	\$	\$	\$
HUNTINGTON	COUNTY	\$	\$ 2,430	\$ 763	\$	\$	\$
JACKSON	COUNTY	\$	\$ 3,440	\$ 1,679	\$	\$	\$
JASPER	COUNTY	\$ L ₉₇₄	\$ 3,618	\$ 1,253	\$	\$	\$
JAY	COUNTY	\$	\$ 1,382	\$ 558	\$	\$	\$
JEFFERSON	COUNTY	\$	\$ 3,751	\$ 1,347	\$	\$	\$
JOHNSON	COUNTY	\$ S, _{5,552}	\$ 6,563	\$ 3,382	\$	\$	\$
KNOX	COUNTY	\$	\$ 2,274	\$ 259	\$	\$	\$
KOSCIUSKO	COUNTY	\$ 92	\$ 1,899	\$ 892	\$	\$	\$
LAGRANGE	COUNTY	\$	\$ 465	\$ 456	\$	\$	\$
LAKE	COUNTY I	\$	\$ 4,182	\$ 1,657	\$	\$ 130	\$
LAKE	COUNTY II	\$	\$ 8,686	\$ 2,864	\$	\$	\$
LAKE	COUNTY III	\$	\$ 10,665	\$ 3,949	\$	\$	\$
LAPORTE	COUNTY LP	\$	\$ 5,152	\$ 2,640	\$	\$ 140	\$
LAPORTE	COUNTY MC	\$	\$ 4,863	\$ 2,585	\$	\$	\$
LAWRENCE	COUNTY	\$	\$ 5,130	\$ 6,600	\$	\$	\$ 700
MADISON	COUNTY I & II	\$	\$ 9,592	\$ 1,494	\$	\$	\$
MARSHALL	COUNTY	\$	\$ 2,476	\$ 2,269	\$	\$	\$
MARTIN	COUNTY	\$	\$ 302	\$ 67	\$	\$	\$
MONTGOMERY	COUNTY	\$	\$ 2,295	\$ 1,151	\$	\$ 79	\$
MORGAN	COUNTY	\$	\$ 2,435	\$ 714	\$	\$ 100	\$

County Court Expenditures

<u>COUNTY</u>	<u>COURT</u>	Other	Total Con- tractual Services	Total Supplies	Rents	Dues & Sub- scriptions	Return of Fugitives
NOBLE	COUNTY	\$	\$ 1,733	\$ 1,254	\$	\$	\$
OHIO	COUNTY	\$	\$ 460	\$ 218	\$	\$	\$
PORTER	COUNTY	\$	\$ 1,397	\$ 1,150	\$ 3,199	\$ 50	\$
POSEY	COUNTY	\$ 56	\$ 350	\$ 288	\$	\$	\$
PULASKI	COUNTY	\$	\$ 718	\$ 205	\$	\$	\$
PUTNAM	COUNTY	\$	\$ 758	\$ 1,617	\$	\$	\$
RANDOLPH	COUNTY	\$	\$ 1,995	\$ 649	\$	\$	\$
RUSH	COUNTY	\$	\$ 519	\$ 194	\$	\$	\$
SHELBY	COUNTY	\$	\$ 880	\$ 1,475	\$	\$	\$
STEUBEN	COUNTY	\$	\$ 1,204	\$ 737	\$	\$	\$
SULLIVAN	COUNTY	\$	\$ 284	\$ 637	\$	\$	\$
SWITZERLAND	COUNTY	\$	\$ 836	\$ 240	\$	\$	\$
TIPPECANOE	COUNTY	\$	\$ 5,181	\$ 1,578	\$	\$	\$
WABASH	COUNTY	\$	\$ 747	\$ 231	\$	\$	\$
WAYNE	COUNTY	\$	\$ 1,222	\$ 1,208	\$ 3,060	\$ 117	\$
WELLS	COUNTY	\$ 460	\$ 1,195	\$ 276	\$ 2,400	\$	\$
WHITE	COUNTY	\$	\$ 3,787	\$ 761	\$	\$ 58	\$
WHITLEY	COUNTY	\$	\$ 1,621	\$ 263	\$	\$	\$

County Court Expenditures

<u>COUNTY</u>	<u>COURT</u>	Lodging & Meals of Jurors	Other Current Charges	Total Current Charges	Furniture & Fixtures	Office Ma- chines (Re- corders, Typewriters, etc.)	Law Books
ADAMS	COUNTY	\$	\$	\$ 3,450	\$ 1,399	\$	\$ 1,279
BARTHOLOMEW	COUNTY	\$	\$	\$	\$ 1,000	\$	\$ 498
BOONE	COUNTY	\$ 96	\$	\$ 96	\$	\$	\$ 2,150
CLARK	COUNTY	\$ 108	\$ 712	\$ 820	\$	\$ 467	\$ 572
CLAY	COUNTY	\$ 100	\$	\$ 100	\$	\$	\$
CLINTON	COUNTY	\$ 323	\$	\$ 873	\$ 247	\$	\$ 2,353
CRAWFORD	COUNTY	\$	\$	\$	\$	\$	\$
DAVISS	COUNTY	\$	\$	\$	\$	\$ 336	\$ 568
DEARBORN	COUNTY	\$ 237	\$	\$ 237	\$	\$	\$ 440
DECATUR	COUNTY	\$	\$	\$	\$	\$ 3,000	\$ 500
DELAWARE	COUNTY I	\$	\$	\$	\$ 228	\$	\$ 1,588
DELAWARE	COUNTY II	\$	\$	\$	\$ 750	\$	\$ 1,788
DUBOIS	COUNTY	\$	\$	\$	\$	\$ 135	\$ 824
ELKHART	COUNTY ELK.	\$	\$	\$	\$	\$	\$ 724
ELKHART	COUNTY GOS	\$	\$	\$ 50	\$	\$	\$ 282
FAYETTE	COUNTY	\$	\$	\$	\$	\$	\$ 156
FLOYD	COUNTY	\$	\$	\$ 100	\$ 230	\$	\$ 688
FULTON	COUNTY	\$	\$ 40	\$ 40	\$	\$	\$
GIBSON	COUNTY	\$	\$	\$	\$ 2,890	\$ 72	\$ 411
GRANT	COUNTY	\$ 6	\$	\$ 56	\$ 600	\$	\$ 1,108
GREENE	COUNTY	\$ 62	\$	\$ 62	\$	\$ 121	\$ 277
HAMILTON	COUNTY	\$ 560	\$	\$ 560	\$ 392	\$	\$ 1,643
HANCOCK	COUNTY	\$	\$	\$	\$	\$	\$ 502

County Court Expenditures

<u>COUNTY</u>	<u>COURT</u>	Lodging & Meals of Jurors	Other Current Charges	Total Current Charges	Furniture & Fixtures	Office Ma- chines (Re- corders, Typewriters, etc.)	Law Books
HARRISON	COUNTY	\$ 63	\$	\$ 63	\$ 500	\$ 721	\$ 672
HENRY	COUNTY	\$	\$	\$	\$ 218	\$	\$ 320
HOWARD	COUNTY	\$ 103	\$	\$ 103	\$	\$	\$ 2,465
HUNTINGTON	COUNTY	\$	\$	\$	\$ 682	\$	\$ 693
JACKSON	COUNTY	\$ 169	\$	\$ 169	\$	\$	\$ 1,129
JASPER	COUNTY	\$ 671	\$	\$ 671	\$	\$	\$ 1,925
JAY	COUNTY	\$ 61	\$	\$ 61	\$	\$	\$ 252
JEFFERSON	COUNTY	\$	\$	\$	\$	\$	\$ 601
JOHNSON	COUNTY	\$ 31	\$	\$ 31	\$	\$ 1,374	\$ 306
KNOX	COUNTY	\$	\$	\$	\$	\$	\$ 1,125
KOSCIUSKO	COUNTY	\$ 20	\$ 25	\$ 45	\$ 189	\$ 569	\$ 500
LAGRANGE	COUNTY	\$ 83	\$	\$ 83	\$	\$ 1,311	\$ 275
LAKE	COUNTY I	\$	\$	\$ 130	\$ 8,534	\$	\$ 807
LAKE	COUNTY II	\$ 4	\$	\$ 4	\$	\$ 919	\$ 527
LAKE	COUNTY III	\$ 648	\$	\$ 648	\$	\$	\$ 205
LAPORTE	COUNTY LP	\$	\$	\$ 140	\$	\$	\$ 787
LAPORTE	COUNTY MC	\$	\$	\$	\$	\$	\$ 1,000
LAWRENCE	COUNTY	\$ 4,000	\$	\$ 4,700	\$ 1,000	\$ 800	\$ 605
MADISON	COUNTY I & II	\$	\$	\$	\$	\$	\$ 753
MARSHALL	COUNTY	\$	\$	\$	\$ 300	\$	\$ 1,475
MARTIN	COUNTY	\$	\$	\$	\$	\$	\$
MONTGOMERY	COUNTY	\$	\$	\$ 79	\$ 209	\$ 1,250	\$ 2,508
MORGAN	COUNTY	\$ 277	\$	\$ 377	\$	\$	\$ 899

County Court Expenditures

<u>COUNTY</u>	<u>COURT</u>	Lodging & Meals of Jurors	Other Current Charges	Total Current Charges	Furniture & Fixtures	Office Ma- chines (Re- corders, Typewriters, etc.)	Law Books
NOBLE	COUNTY	\$ 71	\$	\$ 71	\$ 61	\$	\$ 238
OHIO	COUNTY	\$ 92	\$	\$ 92	\$	\$	\$
PORTER	COUNTY	\$ 103	\$ 20	\$ 3,372	\$ 159	\$	\$ 396
POSEY	COUNTY	\$	\$	\$	\$	\$	\$ 664
PULASKI	COUNTY	\$ 20	\$ 20	\$ 40	\$	\$	\$
PUTNAM	COUNTY	\$	\$	\$	\$ 536	\$	\$ 590
RANDOLPH	COUNTY	\$	\$	\$	\$ 120	\$ 369	\$ 287
RUSH	COUNTY	\$ 68	\$	\$ 68	\$ 100	\$	\$
SHELBY	COUNTY	\$ 78	\$ 1,175	\$ 1,253	\$ 99	\$ 859	\$ 602
STEUBEN	COUNTY	\$ 27	\$	\$ 27	\$	\$	\$ 302
SULLIVAN	COUNTY	\$ 27	\$	\$ 27	\$ 632	\$ 100	\$ 673
SWITZERLAND	COUNTY	\$	\$	\$	\$ 17	\$	\$
TIPPECANOE	COUNTY	\$ 18	\$	\$ 18	\$ 425	\$	\$ 1,775
WABASH	COUNTY	\$	\$	\$	\$	\$	\$
WAYNE	COUNTY	\$	\$	\$ 3,177	\$ 199	\$ 1,751	\$ 641
WELLS	COUNTY	\$	\$	\$ 2,400	\$	\$	\$ 621
WHITE	COUNTY	\$ 125	\$	\$ 183	\$	\$ 1,420	\$ 4,904
WHITLEY	COUNTY	\$ 143	\$	\$ 143	\$	\$	\$ 2,029

County Court Expenditures

<u>COUNTY</u>	<u>COURT</u>	<u>Other</u>	<u>Total Properties</u>	<u>TOTAL</u>
ADAMS	COUNTY	\$	\$ 2,678	\$ 36,820
BARTHOLOMEW	COUNTY	\$	\$ 1,498	\$ 84,329
BOONE	COUNTY	\$	\$ 2,150	\$ 26,900
CLARK	COUNTY	\$	\$ 1,039	\$ 57,295
CLAY	COUNTY	\$	\$	\$ 19,500
CLINTON	COUNTY	\$	\$ 2,600	\$ 38,536
CRAWFORD	COUNTY	\$	\$	\$ 9,042
DAVISS	COUNTY	\$	\$ 904	\$ 20,517
DEARBORN	COUNTY	\$	\$ 440	\$ 32,217
DECATUR	COUNTY	\$	\$ 3,500	\$ 31,418
DELAWARE	COUNTY I	\$	\$ 1,815	\$ 64,549
DELAWARE	COUNTY II	\$ 2,000	\$ 4,538	\$ 70,220
DUBOIS	COUNTY	\$ 1,750	\$ 2,709	\$ 36,759
ELKHART	COUNTY ELK.	\$	\$ 724	\$ 39,285
ELKHART	COUNTY GOS	\$	\$ 282	\$ 52,228
FAYETTE	COUNTY	\$	\$ 156	\$ 27,951
FLOYD	COUNTY	\$	\$ 918	\$ 27,630
FULTON	COUNTY	\$	\$ 6,235	\$ 19,695
GIBSON	COUNTY	\$ 350	\$ 3,724	\$ 30,732
GRANT	COUNTY	\$	\$ 1,708	\$ 30,856
GREENE	COUNTY	\$	\$ 398	\$ 21,711
HAMILTON	COUNTY	\$	\$ 2,035	\$ 74,919
HANCOCK	COUNTY	\$	\$ 502	\$ 36,188

County Court Expenditures

<u>COUNTY</u>	<u>COURT</u>	<u>Other</u>	<u>Total Properties</u>	<u>TOTAL</u>
HARRISON	COUNTY	\$	\$ 1,893	\$ 18,113
HENRY	COUNTY	\$	\$ 538	\$ 31,463
HOWARD	COUNTY	\$	\$ 2,465	\$ 37,834
HUNTINGTON	COUNTY	\$	\$ 1,375	\$ 33,599
JACKSON	COUNTY	\$	\$ 1,129	\$ 33,954
JASPER	COUNTY	\$	\$ 1,925	\$ 42,216
JAY	COUNTY	\$	\$ 252	\$ 22,848
JEFFERSON	COUNTY	\$	\$ 601	\$ 29,793
JOHNSON	COUNTY	\$	\$ 1,680	\$ 51,832
KNOX	COUNTY	\$	\$ 1,125	\$ 26,225
KOSCIUSKO	COUNTY	\$	\$ 1,258	\$ 34,064
LAGRANGE	COUNTY	\$	\$ 1,586	\$ 18,906
LAKE	COUNTY I	\$	\$ 9,341	\$ 170,570
LAKE	COUNTY II	\$	\$ 1,446	\$ 187,968
LAKE	COUNTY III	\$	\$ 205	\$ 230,111
LAPORTE	COUNTY LP	\$	\$ 787	\$ 73,889
LAPORTE	COUNTY MC	\$	\$ 1,000	\$ 71,117
LAWRENCE	COUNTY	\$	\$ 2,405	\$ 70,692
MADISON	COUNTY I & II	\$	\$ 753	\$ 98,972
MARSHALL	COUNTY	\$	\$ 1,775	\$ 34,386
MARTIN	COUNTY	\$	\$	\$ 6,438
MONTGOMERY	COUNTY	\$	\$ 3,967	\$ 32,360
MORGAN	COUNTY	\$	\$ 899	\$ 39,997

CONTINUED

5 OF 6

County Court Expenditures

<u>COUNTY</u>	<u>COURT</u>	<u>Other</u>	<u>Total Properties</u>	<u>TOTAL</u>
NOBLE	COUNTY	\$	\$ 299	\$ 27,007
OHIO	COUNTY	\$	\$	\$ 8,144
PORTER	COUNTY	\$	\$ 555	\$ 31,900
POSEY	COUNTY	\$ 200	\$ 864	\$ 24,902
PULASKI	COUNTY	\$ 26	\$ 26	\$ 13,670
PUTNAM	COUNTY	\$	\$ 1,126	\$ 20,738
RANDOLPH	COUNTY	\$	\$ 776	\$ 17,707
RUSH	COUNTY	\$	\$ 100	\$ 18,968
SHELBY	COUNTY	\$ 203	\$ 1,763	\$ 42,638
STEUBEN	COUNTY	\$	\$ 302	\$ 19,653
SULLIVAN	COUNTY	\$	\$ 1,405	\$ 23,624
SWITZERLAND	COUNTY	\$	\$ 17	\$ 12,360
TIPPECANOE	COUNTY	\$	\$ 2,200	\$ 40,650
WABASH	COUNTY	\$	\$	\$ 24,672
WAYNE	COUNTY	\$	\$ 2,591	\$ 37,181
WELLS	COUNTY	\$	\$ 621	\$ 26,046
WHITE	COUNTY	\$	\$ 6,324	\$ 40,970
WHITLEY	COUNTY	\$	\$ 2,029	\$ 13,689

KEY AND FOOTNOTES FOR EXPENDITURES

* Totals only are available.

** The figure has been estimated.

- A) Alcohol Countermeasures
- B) Binding of Records and Their Upkeep
- C) Bonds and Insurance
- D) Change of Venue
- E) Clerks
- F) Coordinator
- G) Custodian
- H) Depositions
- I) Grand Jury Costs
- J) Harbor House Expenses
- K) Juvenile Care
- L) Laundry and Cleaning
- M) Librarian
- N) Library
- O) Misdemeanor Traffic Bail Services
- P) Page
- Q) Pro Tempore

- R) Probate Department Officers
 - S) Probation Expenses
 - T) Special Bailiff/Special Reporter
 - U) Youth Services
-
- 1) Jay Circuit -- CETA Funds which have not been included in total.
 - 2) Jay Circuit -- Supra
 - 3) Vanderburgh Superior -- Riding Bailiff, Clerical Assistant, Budget Clerk, Probate Clerk and Assistant
 - 4) Vanderburgh Superior -- also includes transcripts
 - 5) Allen Superior
 - Foster Home Care and Family Counseling ----- \$ 871
 - In-service Training and Judicial Education - \$ 4,067
 - Special Programs ----- \$10,186
 - 6) Wayne Prob. Department
 - Return of Juveniles ----- \$ 1,500
 - Matching Funds for Juvenile Center ----- \$45,500
 - Board and Care ----- \$50,000
 - Laundry and Cleaning ----- \$ 300
 - 7) Grant Probation - Of the \$211,020 total, only \$125,147 were local funds. The remainder came from:
 - LEAA ----- \$23,984
 - CETA ----- \$20,792
 - Title 20 --- \$41,097
 - TOTAL \$85,873
 - 8) Vigo - This total includes the Vigo County Court.

Municipal Court Expenditures

<u>COUNTY</u>	<u>COURT</u>	
MARTON	MUNICIPAL	\$ 88,317 Judge(s)- Salary Part Paid by County
		\$ Court Commis- sioner(s)
		\$ 163,069 Court Reporter(s)
		\$ 347,906 Court Bailiff(s)
		\$ 143,715 Probation Officer(s)
		\$ 46,624 Probation Office Staff (Secy., etc.)

Municipal Court Expenditures

<u>COUNTY</u>	<u>COURT</u>	
MARION	MUNICIPAL	\$ Jury Commissioner(s)
		\$ 18,269 Court Administrator(s)
		\$ 149,676 Court Administrator's Staff
		\$ 13,299 Court Secretary(ies)
		\$ 1,388 Law Clerk(s) or Intern(s)
		\$ 7,818 Extra Help (Vacation Employees)

Municipal Court Expenditures

<u>COUNTY</u>	<u>COURT</u>	Public Defenders- Salaried	Public Defender's Staff (Secy.)	Other Employees	Per Diem of Special Judges	Per Diem of Judges- Venued Cases	Per Diem-Ct. Reporters- Venued Cases
MARION	MUNICIPAL	\$ 8,190	\$ 8,080	\$ 290,233 ¹	\$ 8,925	\$	\$

1) Administration (Not Court Administrator)	--	\$58,936
Data System	--	69,630
Bail Commission	--	78,640
Educational Programs & Mental Health	--	34,179
Alcohol Treatment Center	--	48,848
		<hr/>
TOTAL OTHER EMPLOYEES	--	\$290,233

Municipal Court Expenditures

<u>COUNTY</u>	<u>COURT</u>	
MARION	MUNICIPAL	\$ Per Diem-Bailiffs-Venued Cases
		\$ Per Diem of Grand Jurors
		\$ 41,234 Per Diem of Petit Jurors
		\$ Pauper Atty. (Case by Case)
		\$ Witness Fees
		\$ Medical Services

Municipal Court Expenditures

<u>COUNTY</u>	<u>COURT</u>	Psychiatric Services	Indigent Trans. Defense and Appeal	Other	Total Personal Services	Freight & Express	Postage
MARION	MUNICIPAL	\$	\$ 156	\$ 1,091	\$1,337,990	\$	\$ 16,141

COUNTY
MADISON

COURT
MUNICIPAL

\$ 10,688

Traveling Expenses

\$ 29,988

Telephone & Telegraph

\$ 2,394

Other Communication & Transportation

\$ 5,443

Utilities (Elect., Gas, Water & Sewage)

\$

Printing & Advertising

\$ 2,877

Buildings & Structures

Municipal Court Expenditures

COUNTY
MARION

COURT
MUNICIPAL

\$

393

\$

\$

4,725

\$

\$

\$

9,816

Equipment

Legal
Services

Service
Contracts
for Office
Equipment

Leasing
Contracts
for Office
Equipment

Maintenance
Contracts

Matching
Funds

Municipal Court Expenditures

Municipal Court Expenditures

<u>COUNTY</u>	<u>COURT</u>	Other	Total Con- tractual Services	Total Supplies	Rents	Dues & Sub- scriptions	Return of Fugitives
MARION	MUNICIPAL	\$ 52,246 ²	\$ 134,711	\$ 64,377	\$ 39,020	\$ 4,355	\$


2) Instruction	-- \$ 4,829
Remodeling	-- 23,059
Medical - Mental Health	-- 14,400
Medical (ART)	-- 2,175
Housing	-- 2,380
Trash & Misc.	-- 586
Contractual Help	-- 195
Work Study	-- 4,622
<u>TOTAL OTHER CONTRACTUAL EXPENSES</u>	-- \$52,246

Municipal Court Expenditures

<u>COUNTY</u>	<u>COURT</u>	
MARION	MUNICIPAL	\$ 5,654 Lodging & Meals of Jurors
		\$ 249 Other Current Charges
		<hr/>
		\$ 49,278 Total Current Charges
		<hr/>
		\$ 2,378 Furniture & Fixtures
		\$ 9,350 Office Machines (Recorders, Typewriters, etc.)
		\$ 1,748 Law Books

Municipal Court Expenditures

<u>COUNTY</u>	<u>COURT</u>	Other	Total Properties	TOTAL
MARION	MUNICIPAL	\$ 1,121	\$ 14,597	\$1,600,953



END