

What is an Excluded Party?

An excluded party is any individual or entity which has been suspended or debarred from doing business with federal funds. The federal government identifies suppliers and vendors who are not permitted to receive federal government contracts, grants, or assistance. Typically, if a vendor is "suspended," they cannot receive federal funds for a set time period or until a specific requirement is met. Grantees receiving federal funds cannot, under any circumstances, contract with excluded parties.

Searching the Excluded Parties Database

2 CFR 200.213 states non-Federal entities cannot contract or do business with any person or entity that has been debarred, suspended, or deemed ineligible to receive federal funds.

SAM.gov is the official site used by the federal government to document and track the eligibility of an individual or entity to receive federal funds.

Follow the steps below to determine if an individual or entity is eligible to receive federal funds.

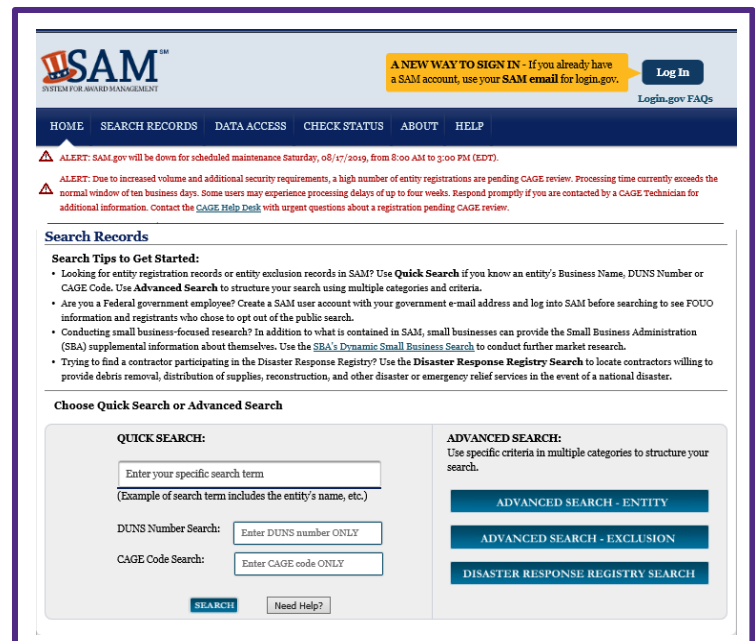
Step 1: Access the [SAM Excluded Party Database](#)

Step 2: Input one of the following into the search criteria shown to the right:

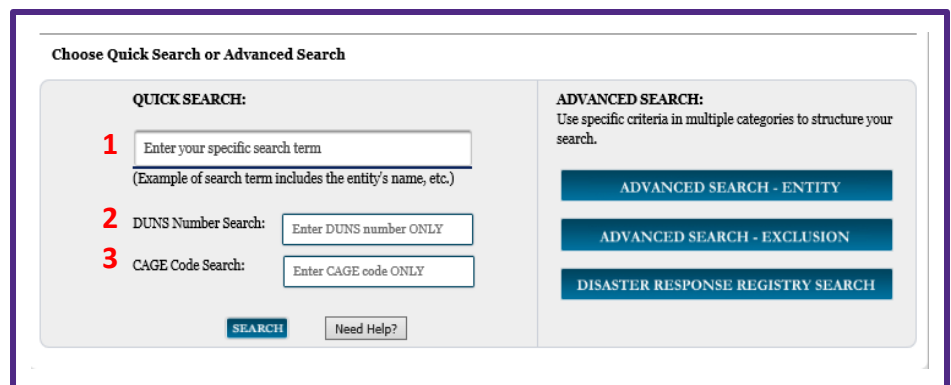
- 1 Name of individual or entity
- 2 DUNS number
- 3 CAGE Code

If an individual or organization has been **suspended**, they cannot do business with any federal grant, usually for a set period or until a specific requirement is met.

If an individual or organization has been **disbarred**, they have been banned from doing business with any federal grant for an indefinite period.



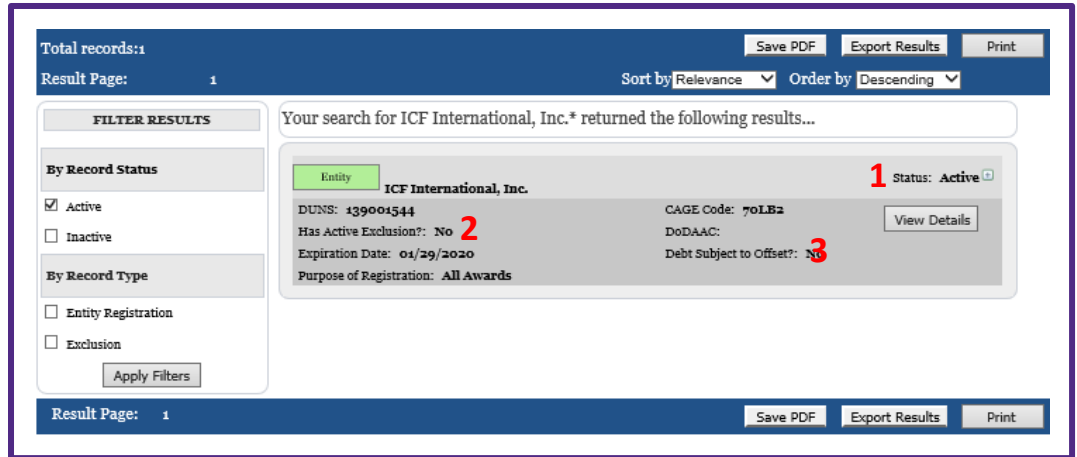
The screenshot shows the SAM.gov homepage with a search bar and navigation menu. The search bar is highlighted with a red box. Below the search bar, there are two columns of search options: 'QUICK SEARCH' and 'ADVANCED SEARCH'. The 'QUICK SEARCH' section has a text input field for a search term, and the 'ADVANCED SEARCH' section has three buttons: 'ADVANCED SEARCH - ENTITY', 'ADVANCED SEARCH - EXCLUSION', and 'DISASTER RESPONSE REGISTRY SEARCH'.



This is an annotated version of the SAM.gov search interface. Red numbers 1, 2, and 3 are placed next to the search criteria options: 1 next to the search term input field, 2 next to the 'DUNS Number Search' input field, and 3 next to the 'CAGE Code Search' input field. The 'ADVANCED SEARCH' buttons are also visible on the right side.

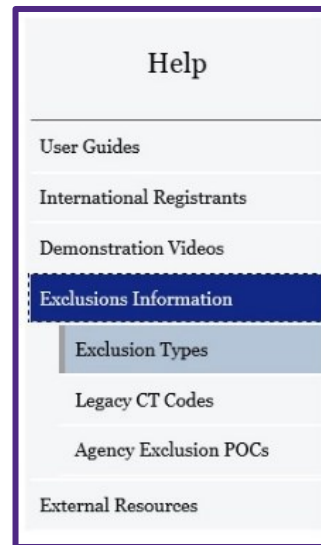
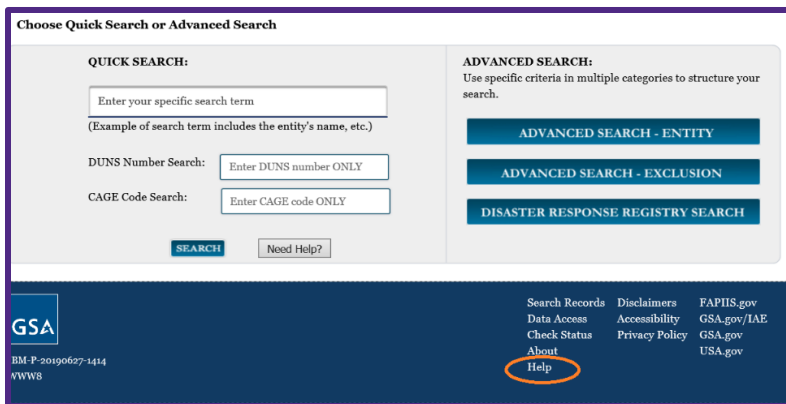
Step 3: Determine if the individual or entity is eligible to receive federal funding by confirming the information listed below.

Note: Each number listed below can be referenced, with the same number, on the image of the SAM search results page to the right.



- 1** The entity has a status listed as “Active”. This means they are registered to receive federal funding. If the status is inactive, the individual or organization may need to register to receive federal funding.
- 2** The section titled “Has Active Exclusion” is listed as “No”.
- 3** If this section is listed as “Yes”, click the “View Details” box to view exclusion information. **If the details page indicates they have been suspended or debarred, you cannot contract with them.** If there is another reason listed for the exclusion, you may need to ask the individual or organization to contact SAM to resolve any issues listed before you can contract with them.

For questions or additional information about a potential grantee’s current SAM status, click on the “Help” link at the bottom of the SAM search page, as shown in the image below.



Once on the Help Page, you can also learn more about exclusion types. Click “Exclusion Information” on the menu, located on the left side of the page. From the drop-down box, choose “Exclusion Types.”

Resources

- ◆ **DOJ Grants Financial Guide** (https://ojp.gov/financialguide/doj/pdfs/DOJ_FinancialGuide.pdf)
- ◆ **Excluded Parties List Sample Procedures** (work product of OVC TFMC)



The **OVC Tribal Financial Management Center (OVC TFMC)** provides **training, technical assistance, and resources** to support American Indian and Alaska Native communities as they successfully manage the financial aspects of their federal awards. OVC TFMC also offers support via our Virtual Support Center (VSC) to Office for Victims of Crime (OVC) grantees and those seeking federal funding from OVC for the first time. **Email questions or requests for grant financial management technical assistance to TFMC@OVCTFMC.org** or call **703.462.6900**. Visit OVCTFMC.org for additional resources and information.

Feedback Requested

OVC TFMC will continually work to provide resources to support grantees as they successfully manage their OVC financial awards. Your feedback assists us in creating these resources to meet your needs. To help us provide the most useful resources, we would appreciate your feedback on this guide sheet. Please send any comments or suggestions to Evaluation@OVCTFMC.org.

This product was supported by contract number GS-00F-010CA, awarded by the Office for Victims of Crime, Office of Justice Programs, U.S. Department of Justice. The opinions, findings, and conclusions or recommendations expressed in this product are those of the contributors and do not necessarily represent the official position or policies of the U.S. Department of Justice.

This resource has been carefully prepared by the OVC Tribal Financial Management Center (TFMC) for general financial management informational purposes only. This resource does not constitute legal, accounting, tax, or other professional advice. While OVC TFMC makes every effort to update content on a regular basis, we recognize each grantee's unique operating environment. OVC TFMC recommends consultation with independent advisors as well as review of the most recent versions of the [DOJ Grants Financial Guide](#) and the [OMB Uniform Guidance](#) when making any decisions about your award, requirements, or individual circumstances.